INTRODUCTION TO THE

PART A AND PART B MODIFICATION

PERMA-FIX OF SOUTH GEORGIA, INC.

1612 JAMES P. RODGERS CIRCLE

VALDOSTA, GA 31601

EPA ID No. GAD093380814

GDNR HW Facility Permit No. HW-020(D)

April 4, 2025

Revised December 19, 2025

PREPARED FOR:

Perma-Fix Environmental Services, Inc.
8302 Dunwoody Place, Suite 250, Atlanta, GA 30350

PREPARED BY:

GeoSouth Environmental Solutions, LLC
11250 Old St. Augustine Rd., Suite 15 PMB 333, Jacksonville, FL 32257

INTRODUCTION

This document presents the Part A and Part B Resource Conservation and Recovery Act (RCRA) Class 3 Permit Modification (Modification) for the Perma-Fix of South Georgia, Inc. (PFSG) facility located in Valdosta, Georgia. This Modification document was prepared in accordance with the RCRA regulations presented in the Code of Federal Regulations (CFR), Title 40, Parts 124, 260 through 268, 270, 273, and 279. These regulations are incorporated by reference (IBR) as the Rules and Regulations of the State of Georgia, Rules of Georgia Department of Natural Resources Environmental Protection, Hazardous Waste Management Rule (HWMR) 391-3-11 and overseen by the Georgia Environmental Protection Department (EPD). Exceptions to the IBR of 40 CFR are detailed in the EPD HWMR 391-3-11-.10 and 391-3-11-.11. These rules and regulations are available on-line at: https://rules.sos.ga.gov/gac/391-3-11

The objective of this Modification is to secure regulatory agency approval to reinstate hazardous waste storage operations at the facility. The Modification is divided into two parts: the Part A Modification Application and the Part B Modification Application. The information presented in the Part A and Part B Modifications is cross-referenced with the appropriate regulatory requirements in the Checklist. The current Permit, HW-020(D), for Facility ID# GAD093380814 was issued by EPD on February 13, 2023 (GDNR-EPD 2023).

PART A APPLICATION

PERMA-FIX OF SOUTH GEORGIA, INC.

1612 JAMES P. RODGERS CIRCLE VALDOSTA, GA 31601

EPA ID No. GAD093380814

GDNR HW Facility Permit No. HW-020(D)

April 4, 2025

Revised December 17, 2025

PREPARED FOR:

Perma-Fix Environmental Services, Inc.

8302 Dunwoody Place, Suite 250, Atlanta, GA 30350

PREPARED BY:

GeoSouth Environmental Solutions, LLC

11250 Old St. Augustine Rd., Suite 15 PMB 333, Jacksonville, FL 32257

Table of Contents

A. PART A APPLICATION A-10

A.1 General Facility Information A-10

A.2 Pollutant Characteristics [40 CFR 270.13(j)] A-10

A.3 Name of Facility [40 CFR 270.13(b)] A-11

A.4 Facility Contact A-11

A.5 Facility Mailing Address [40 CFR 270.13(b)] A-12

A.6 Facility Location [40 CFR 270.13(b)] A-12

A.7 SIC Code(s) [40 CFR 270.13(e)] A-12

A.8 Owner/Operator Information [40 CFR 270.13(d) and (e)] A-12

A.9 Indian Lands [40 CFR 270.13(f)] A-12

A.10 Existing Environmental Permits [40 CFR 270.13(k)] A-12

A.11 Facility Location Map [40 CFR 270.13(l)] A-13

A.12 Nature of the Business [40 CFR 270.13(m)] A-14

A.13 Certification A-14

A.14 EPA ID Number [40 CFR 270.13(g)] A-14

A.15 First or Revised Application [40 CFR 270.13(g)] A-15

A.16 Process – Codes and Design Capacities [40 CFR 270.13(a) and (i)] A-15

A.16.1 S01 – Container Storage A-15

A.16.2 S02 – Tank Storage (Existing Bulk Storage Tank Farm) A-15

A.16.3 T66 – Container Bulking (Waste Bulking and Unloading Area, Drum Sampling and Inspection Area) A-15

A.16.4 T38, T66 – Container Consolidation (Drum Storage and Process Area 2 – Treatment in Containers) A-16

A.16.5 T38, T66 – Loose Pack Consolidation (Drum Storage Area 3, Drum Storage and Process Area 2 – Proposed Treatment) A-16

A.16.6 T66 – Solids Removal and Processing (Drum Storage and Process Area 2 – Proposed Treatment) A-17

A.16.7 T21, T39 – Solidification/Stabilization (Solidification and Stabilization Area – Proposed Treatment) A-17

A.17 Description of Hazardous Wastes [40 CFR 270.13(j)] A-17

A.18 Facility Site Map [40 CFR 270.13(h)] A-17

A.19 Facility Photographs [40 CFR 270.13(h)] A-18

A.20 Latitude and Longitude [40 CFR 270.13(b)] A-18

A.21 Facility Owner A-18

A.22 Owner Certification A-18

A.23 Operator Certification A-18

List of Tables

A-1. Hazardous Waste Management Processes and Activities

A-2. List of Waste Types and Process Information Proposed for Storage and Treatment

A-3. List of Previously Permitted Hazardous Wastes, Identifications, and Hazardous Classifications

List of Figures

A-1. Site Location Map

A-2. Facility Site Map

A-3. SWMU/HWMU Identification Key

A-4. Facility Site Survey Map

List of Exhibits

A-1. Facility Photographs of Perma-Fix of South Georgia, Inc., Valdosta, Georgia (2021-2024)

GEORGIA
DEPARTMENT OF NATURAL RESOURCES
ENVIRONMENTAL PROTECTION DIVISION

Richard E. Dunn, Director

Land Protection Branch
2 Martin Luther King, Jr. Drive
Suite 1054, East Tower
Atlanta, Georgia 30334
404-656-7802

HAZARDOUS WASTE PERMIT PART A FORM

EPA ID Number | G | A | D | 0 | 9 | 3 | 3 | 8 | 0 | 8 | 1 | 4 |

1. Facility Name

Perma-Fix of South Georgia, Inc.

2. Reason for Submittal

- ○ First-Time Applicant
- ◉ Modification (Check one)
  - ☐ Class 1 not requiring approval
  - ☐ Class 1 requiring approval
  - ☐ Class 2
  - ☑ Class 3
- ○ Renewal

3. Facility Existence Date (mm/dd/yyyy)

0 3 / 2 5 / 1 9 7 3

4. Facility Status (Check all that apply)

- ☑ Operating TSD
- ☑ Post-Closure
- ☐ HSWA Corrective Action

5. Facility Location Address

Street Address 1612 James P. Rodgers Circle			
City Valdosta	**County** Lowndes	**State** Georgia	**Zip Code** 31601
Latitude 30 47 48		**Longitude** 83 15 52	

Land Type: ◉ Private ○ Municipal ○ County ○ State ○ Federal ○ Other

6. Facility Mailing Address ☐ Same as Location Address

Street Address 8302 Dunwoody Place, Suite 250		
City Atlanta	**State** Georgia	**Zip Code** 30350

7. Facility Permit Contact

Full Name Kevin Schmuggerow	**Title** VP Industrial Business	
Phone (770) 587-9898 x6007	**Fax** (866) 219-0938	**Email** kschmuggerow@perma-fix.com

8. Facility Permit Contact Mailing Address ☐ Same as Location Address

Street Address 8302 Dunwoody Place, Suite 250		
City Atlanta	**State** Georgia	**Zip Code** 30350

9. Legal Owner and Operator of the Facility

Does the Facility have multiple owners and/or operators? If yes, please use Attachment 1. (●) Yes ( ) No

A. Name of Facility's Legal Owner ☑ Same as Location Address

Full Name	Date Became Owner
Perma-Fix of South Georgia, Inc.	06/01/1999

Are there any previous owners of this Facility? If yes, please list in an attachment. ( ) Yes (●) No

Owner Type (●) Private ( ) Municipal ( ) County ( ) State ( ) Federal ( ) Other

Street Address 1612 James P. Rodgers Circle		
City Valdosta		
State Georgia	**Country** USA	**Zip Code** 31601
Phone (770) 587-9898 x6007	**Fax** (866) 219-0938	**Email** kschmuggerow@perma-fix.com

B. Name of Facility's Legal Operator ☑ Same as Facility's Legal Owner

Full Name	Date Became Operator
Perma-Fix of South Georgia, Inc.	06/01/1999

Are there any previous operators of this Facility? If yes, please list in an attachment. ( ) Yes (●) No

Operator Type (●) Private ( ) Municipal ( ) County ( ) State ( ) Federal ( ) Other

Street Address 1612 James P. Rodgers Circle		
City Valdosta		
State Georgia	**Country** USA	**Zip Code** 31601
Phone (770) 587-9898 x6007	**Fax** (866) 219-0938	**Email** kschmuggerow@perma-fix.com

10. North American Industry Classification System (NAICS) Code(s) for the Facility (at least 5-digit codes)

A. (Primary) 562211 Hazardous Waste Treatment and Disposal	C.
B.	D.

11. Nature of Business

Hazardous and industrial waste management, storage, and treatment facility. Perma-Fix will store, treat and bulk/consolidate hazardous wastes.

12. Other Environmental Permits

A. Permit Type	B. Permit Number	C. Description
S	HW-020(D)	Hazardous Waste Facility Permit
R	GAD093380814	Notification of PCB Activity
S	GAD093380814	Ten-Day Transfer Station Operation
S	GAD093380814	Universal Waste Collection

13. Process Information

Line No.	A. Process Code	B. Process Design Capacity		C. Process Total Number of Units	D. Unit Name
		(1) Amount	(2) Unit of Measure		
					See Section A.16 in accompanying text

14. Description of Hazardous Wastes

Line No.	A. EPA Hazardous Waste Code	B. Estimated Annual Qty of Waste	C. Unit of Measure	D. Processes	
				(1) Process Codes	(2) Process Description (if code is not entered in 14.D1)
					See Section A.17 in accompanying text

15. Clean Closed Hazardous Waste Management Units (Do not include current Post-Closure Units)

Unit Name	Dates of Operation			Date of Clean Closure Certification, if applicable	Date of Clean Closure Equivalency Demonstration, if applicable
N/A	N/A	to		N/A	N/A
		to			
		to			
		to			

16. Map

Attach to this application a topographical map, or other equivalent map, of the area extending to at least one mile beyond property boundaries. The map must show the outline of the entire facility, the location of each of its existing intake and discharge structures, each of its hazardous waste treatment, storage, or disposal facilities, and each well where it injects fluids under- ground. Include all springs, rivers, and other surface water bodies in this map area. Include drinking water wells listed in public records or otherwise known to the applicant within ¼ mile of the facility property boundary. USGS 7.5-minute series topographic or orthophotographic maps are available for all areas of the state.

17. Facility Drawing

All existing facilities must include a scale drawing of the facility showing the location of all past, present, and proposed treatment, storage, and disposal areas, including but not limited to solid waste management units and areas of concern.

18. Photographs

All existing facilities must include dated photographs (aerial or ground-level) that clearly delineate all existing structures; existing storage, treatment, and disposal areas; and sites of future storage, treatment, or disposal areas. Use the process codes listed in item 14 to indicate the location of all storage, treatment, and disposal areas.

19. List of Affected Governments

Full Name City of Valdosta	**Title** Valdosta Fire Department	
Street Address 106 South Oak Street		
City Valdosta	**State** Georgia	**Zip Code** 31601

Full Name City of Valdosta	**Title** Mayor of Valdosta	
Street Address City Hall, 216 East Central Avenue		
City Valdosta	**State** Georgia	**Zip Code** 31603-1125

Full Name County of Lowndes	**Title** Lowndes County Emergency Management Agency	
Street Address 250 Douglas Street		
City Valdosta	**State** Georgia	**Zip Code** 31601

Full Name County of Lowndes	**Title** Lowndes County Board of Commissioners	
Street Address 327 North Ashley Street, 3rd Floor		
City Valdosta	**State** Georgia	**Zip Code** 31601

Full Name	**Title**	
Street Address		
City	**State**	**Zip Code**

Full Name	**Title**	
Street Address		
City	**State**	**Zip Code**

20. Comments (include item number for each comment)

9. Historical Land Ownership: Provided as Attachment 1.
13. Process Information: Provided in Section A.16 of Text
14. Description of Hazardous Wastes: Provided in Section A.17 of Text
16. Map: Topographical Map
17. Facility Drawing: Scaled Drawings
18. Photographs: Facility Photographs

21. Certification I certify under penalty of law that this document and all attachments were prepared under my direction or supervision in accordance with a system designed to assure that qualified personnel properly gather and evaluate the information submitted. Based on my inquiry of the person or persons who manage the system, or those persons directly responsible for gathering the information, the information submitted is, to the best of my knowledge and belief, true, accurate, and complete. I am aware that there are significant penalties for submitting false information, including the possibility of fines and imprisonment for knowing violations. **Note: For the RCRA Hazardous Waste Part A permit Application, all owners and operators must sign (see 40CFR 270.10(b) and 270.11)**.

Signature of legal owner, operator or authorized representative	Date (mm/dd/yyyy)
Printed Name (First, Middle Initial, Last) Kevin L. Schmuggerow	Title VP, Industrial Business

Signature of legal owner, operator or authorized representative	Date (mm/dd/yyyy)
Kevin Schmuggerow	Digitally signed by Kevin Schmuggerow Date: 2025.12.18 13:14:05 -05'00'
Printed Name (First, Middle Initial, Last)	Title

Attachment 1

History of Land Ownership and Hazardous Waste Facility Operations

1620 James P. Rodgers Circle, Valdosta, GA

1973-1986	**Ramsey Chemical Co**. Original land development by the land owner began in March 1973. Building construction was completed in 1974, and hazardous waste transport, storage, and disposal (TSD) facility operations were later initiated under HW Permit HW-020(S), issued July 26, 1985.
1987-1998	**Chemical Conservation Corporation of Georgia**. Assumed land ownership on April 1, 1987, and sustained TSD facility operations under HW Permit HW-020(S), transferred September 8, 1987; renewed as HW Permit HW-020(S&T), issued July 25, 1995.
1999-Date	**Perma-Fix of South Georgia, Inc**. Assumed land ownership on June 1, 1999, and sustained TSD facility operations under HW Permit HW-020(S&T); renewed February 26, 2007; renewed as HW Permit HW-202(D), issued February 11, 2020.

A. PART A APPLICATION

The following information is being submitted in support of the Part A Application for a Class 3 Modification for the PFSG facility located in Valdosta, Georgia. This information is submitted in accordance with 40 CFR 270.13.

A.1 GENERAL FACILITY INFORMATION

Facility Name	Perma-Fix of South Georgia
EPA ID Number	GAD093380814
Facility Location Address	1625 James P. Rodgers Circle Lowndes County Valdosta, GA 31601 (770) 587-9898 kschmuggerow@perma-fix.com
Facility Mailing Address	8302 Dunwoody Place, Suite 250 Atlanta, GA 30350
Facility Contact	Mr. Kevin Schmuggerow Vice President, Industrial Business (770) 587-9898 kschmuggerow@perma-fix.com

This information is also provided in the attached Part A Application form, Sections A, E, F, and G.

A.2 POLLUTANT CHARACTERISTICS [40 CFR 270.13(j)]

This item is not included on the attached Part A Application form.

The hazard characteristics (as described in 40 CFR 261 Subpart C) of the hazardous wastes to be accepted at the facility are:

- Ignitability (D001)
- Corrosivity (D002)

- Reactivity (D003)
- Toxicity (D004 – D043)

Reactive wastes (D003) will be accepted at the facility only for storage and repackaging. Hazardous wastes with D003 designation meeting the criteria of 40 CFR 261.23(a)(1), (7), (8), and (9) will not be treated at PFSG. Storage of D003 wastes will be conducted only in the permitted storage area equipped with dry chemical extinguishing systems.

Some of the waste accepted at PFSG is ignitable and/or toxic liquid that can be incorporated into hazardous waste fuels. Ignitable and toxic liquid wastes that cannot be incorporated into hazardous waste fuel are treated and shipped off site to an alternate waste treatment facility; this material may be transferred from the original containers into larger, bulk transport containers such as roll-off boxes or dump trailers. This transfer will take place when the designated waste treatment facility will accept, the larger, bulk transport containers.

As an alternative to bulking into a larger container, partially filled containers of non-processible solids may be consolidated by transferring their contents and thus, reducing the number of containers to be shipped off site.

Waste exhibiting the characteristics of corrosivity can be treated and processed at the facility. This waste will be accepted and processed at the facility based on compatibility. Corrosive waste will be placed in an appropriately segregated storage area within container storage areas at the facility. The waste will remain in storage until treated and shipped to an appropriate alternate waste treatment facility.

The waste analysis plan, presented in Section C of this application, incorporates a process to determine compatibility of wastes accepted by the facility to ensure that incompatible wastes are not mixed and that containers of incompatible wastes are not stored in the same areas. The complete list of D, F, K, P, and U waste codes previously permitted for this facility and proposed for resumed acceptance are provided on Table A-3.

A.3 NAME OF FACILITY [40 CFR 270.13(b)]

As provided in Section A of the Part A Application form, the name of the facility is Perma-Fix of South Georgia, Inc. In the Part A and Part B permit applications, the facility is referred to as PFSG.

A.4 FACILITY CONTACT

As presented in Section G of the Part A Application form, the facility contact is Mr. Kevin Schmuggerow, Vice President, Industrial Business. Mr. Schmuggerow may be reached at (770) 587-9898, extension 6007.

A.5 FACILITY MAILING ADDRESS [40 CFR 270.13(b)]

As referenced in Section F of the Part A Application form, the facility mailing address is 8302 Dunwoody Place, Suite 250, Atlanta, GA 30350.

A.6 FACILITY LOCATION [40 CFR 270.13(b)]

As provided in Section E of the Part A Application form, the facility location is 1612 James P. Rodgers Circle, Valdosta, Georgia 31601.

A.7 SIC CODE(S) [40 CFR 270.13(e)]

The Standard Industrial Classification (SIC) code most representative for the type of service rendered by PFSG is 4953 – Refuse Service.

The most representative North American Industry Classification System (NAICS) code for the facility is 562211 – Hazardous Waste Treatment and Disposal.

A.8 OWNER/OPERATOR INFORMATION [40 CFR 270.13(d) and (e)]

The owner/operator of the facility is Perma-Fix of South Georgia, Inc. (referred to as PFSG). The owner/operators' address is the same as the Facility location, 1612 James P. Rodgers Circle, Valdosta, Georgia 31601, telephone (770) 587-9898, extension 6007. The owner/operator is a private business.

A.9 INDIAN LANDS [40 CFR 270.13(f)]

This item is not addressed on the attached Part A Application form. No part of the PFSG facility is located on Indian Lands.

A.10 EXISTING ENVIRONMENTAL PERMITS [40 CFR 270.13(k)]

As shown in Section L of the Part A Application form, PFSG currently holds the following current environmental permits:

- State of Georgia Permit Hazardous Waste Facility Permit; HW-020(D)

PFSG currently has no permits, or is required to obtain permits, under the following regulatory programs:

- Notification of PCB Activity

- Ten-Day Transfer Station Operation
- Universal Waste Collection Notification
- Air Pollution Permit
- Prevention of Signification Deterioration
- Non-Attainment Program
- National Emission Standards for Hazardous Pollutants
- Stormwater Permit
- Biological and Radiological Waste Notification
- Hazardous Materials Certificate of Registration

A.11 FACILITY LOCATION MAP [40 CFR 270.13(l)]

A site location map, obtained from the U.S. Geological Survey, is presented as Figure A-1. The topographic map has a scale of one inch to 2,000 feet. The map shows an area one mile beyond the property lines and includes surface water bodies. There are no known public drinking water wells located within one mile of the facility. There may be several private drinking water wells located in the residential area east of State Highway 31 approximately 3,000 feet southeast of the facility.

An outline of the facility is presented on Figure A-2, Facility Site Map. The location of existing and proposed intake and discharge structures are shown on the Facility Site Map on Figure A-2. There are no process water intakes or discharge points at the facility. There are five stormwater discharge points: two surface runoff discharge points and two roof drains. The water collected on the facility roof does not contact any potentially contaminated areas and is discharged to the stormwater ditch on the western property boundary. The stormwater discharge points are shown on the Facility Site Map presented as Figure A-2.

All Hazardous Waste Management Units (HWMUs) are identified on the Facility Site Map presented as Figure A-3. Previously, there were seven areas identified for hazardous waste operations; six designated areas were permitted for use, and one area was proposed for future use. This Modification proposes restoring four of the six existing HWMUs, currently permitted for post-closure care, back into restored operation. This Modification also proposes a fifth area (previously proposed for future use) for designated use in hazardous waste management.

- Former Drum Sampling and Inspection Pad (permanently closed and capped; will not be reinstated)

- Former Drum Storage and Process Area 1 (permanently closed and capped; will not be reinstated)
- Bulk Storage Tank Farm (to be reinstated)
- Waste Bulking and Unloading Area (including a new Drum Sampling and Inspection Area) (to be reinstated)
- Drum Storage and Process Area 2 (to be reinstated)
- Solidification and Stabilization Area (to be reinstated)
- Drum Storage Area 3 (not previously permitted; proposed for designated use in this Modification)

There are no underground injection wells at the Facility.

The location of springs, rivers, and other surface waters are depicted on Figure A-1. Langdales Pond is located approximately one-half mile north of the facility. Mud Swamp Creek, which flows through Mud Swamp, is located approximately 750 feet south of the facility. The stormwater ditch along the western site boundary drains to the south toward the stream.

A.12 NATURE OF THE BUSINESS [40 CFR 270.13(m)]

As presented in Section K of the Part A Application form, PFSG is a hazardous and industrial waste management and storage facility. PFSG will store, treat, consolidate, and bulk hazardous waste.

A.13 CERTIFICATION

Certification by the owner and operator of the facility is provided in the attached Part A Permit Application on page 5 of 5.

A.14 EPA ID NUMBER [40 CFR 270.13(g)]

The EPA facility ID number is GAD093380814.

A.15 FIRST OR REVISED APPLICATION [40 CFR 270.13(g)]

This application is a revision of a previous RCRA permit application. The facility currently has an approved hazardous waste post-closure permit HW-020(D) issued February 11, 2020, revised February 13, 2023, and expiring February 11, 2030.

A.16 PROCESS – CODES AND DESIGN CAPACITIES [40 CFR 270.13(a) and (i)]

Process codes for storage and treatment at PFSG are presented in Table A-1, including the proposed capacity and proposed activity conducted at each HWMU.

A.16.1 S01 – CONTAINER STORAGE

(Drum Storage and Process Area 2, Drum Storage Area 3, Bulk Storage Tank Farm, Waste Bulking and Unloading Area, Drum Sampling and Inspection Area, and Solidification and Stabilization Area)

The former storage tanks, processing equipment, and appurtenances were removed from the property in 2013. This permit proposes to restore relevant infrastructure within the existing HWMUs, to support reinstated operations at a maximum storage capacity of 212,796 gallons. The storage capacity is divided into several areas: a total of 25,920 gallons of storage capacity for the Waste Bulking and Unloading Area (including a new Drum Sampling and Inspection Area); 80,000 gallons of storage capacity for the Bulk Storage Tank Farm; 40,920 gallons of container storage capacity for the Drum Storage and Process Area 2; 45,760 gallons of container storage capacity for Drum Storage Area 3; and 20,196 gallons of container storage capacity in the Solidification and Storage Area.

A.16.2 S02,T50 – TANK STORAGE (EXISTING BULK STORAGE TANK FARM)

PFSG will construct and operate four 20,000-gallon hazardous waste storage tanks in the currently vacant Bulk Storage Tank Farm (BSTF). The four hazardous waste storage tanks described in this permit application will have a total physical capacity of 80,000 gallons. Liquid fuel blending will constitute mixing of liquid fuels to meet heat energy requirements for waste fuel recycling via industrial furnace or similar applications. This will be accomplished by direct fluid hose transfer of compatible fuels into the appropriate bulk storage tanks located within the BSTF. Based upon potential daily receipt and direct transfer of up to three 6,000-gallon tank trailers at the facility, PFSG estimates a maximum process capacity of 18,000 gallons per day in this area. That daily process rate is included in Section A.16.3.

A.16.3 T66 – CONTAINER BULKING (WASTE BULKING AND UNLOADING AREA, DRUM SAMPLING AND INSPECTION AREA)

The Waste Bulking and Unloading Area (WBUA) will have the space to stage up to three bulk transport containers that are used to consolidate and ship waste. No more than three bulk containers will be placed in this area at any

given time. A bulk container is any container, including tank trailers in which waste solids or liquids may be bulked and transported.

PFSG will store, bulk, or transfer, approximately 25,920 gallons of hazardous waste into transport containers at any given point of time. This includes potential daily receipt and direct transfer of up to three 6,000-gallon tank trailers at the facility (18,000 gallons), and the balance will represent management of 144 drums (7,920 gallons). This process will be conducted within the WBUA and will include a new Drum Sampling and Inspection Area (DSIA). The bulk transport containers will be shipped by truck or rail transport to an appropriate waste disposal facility.

PFSG ships and receives waste in tank trailers (tankers). These bulk transport containers will be staged in the WBUA. Liquid waste will be loaded by a liquids piping system. Any solids will be transferred with materials handling equipment. Pumping of the liquid waste begins once the connection to the piping system is complete; it ends when the receiving vessel fills to capacity or the tanker is emptied. The tanker will depart the WBUA when inspection and documentation procedures are completed and can be scheduled for receipt into an appropriate waste disposal facility.

A.16.4 T38, T66 – CONTAINER CONSOLIDATION (DRUM STORAGE AREA 3, DRUM STORAGE AND PROCESS AREA 2 – TREATMENT IN CONTAINERS)

Container consolidation will be conducted in the Drum Storage and Process Area 2 (DSPA 2). This process will take place in waste containers and has no internal storage capacity. Drums containing both liquid and solids can be consolidated by pumping off the liquid; the partially full drums of solids can be consolidated to reduce the number of full containers.

Material transfer will be conducted by using a combination of a forklift with a drum-turning device and manual tools. After consolidation is completed, the drums will be placed into storage in either the DSPA 2 or DSA 3 until a treatment and appropriate disposal option is determined. The solids will be shipped to an appropriate waste disposal facility. It is estimated that a two-man crew could consolidate the equivalent of 2,750 gallons of waste (fifty 55-gallon drums) in an 8-hour shift.

A.16.5 T38, T66 – LOOSE PACK CONSOLIDATION (DRUM STORAGE AREA 3, DRUM STORAGE AND PROCESS AREA 2 – PROPOSED TREATMENT)

PFSG is proposing to begin accepting loose packs. A loose pack is a container that holds smaller containers filled with waste. The smaller containers inside a loose pack are identified in this permit as inner containers. All the

inner containers will hold similar material. The largest outer container will be a cubic yard box or pallet; the largest inner container will generally be a 5-gallon pail.

Loose Pack consolidation is proposed to be conducted in the DSPA 2. The process will take place in waste containers and has no internal storage capacity. Pouring the waste out and/or using manual tools to remove the waste will consolidate inner containers; they will generally be consolidated into 55-gallons or larger containers. After consolidation is completed, the drums will be sampled and placed into storage in the DSPA 2 or DSA 3 until treated or processed in the facility or shipped to an appropriate waste disposal facility. It is estimated that a single man could consolidate 2,200 gallons of waste (forty 55-gallon drums) in an 8-hour shift.

A.16.6 T66 – SOLIDS REMOVAL AND PROCESSING (DRUM STORAGE AND PROCESS AREA 2 – PROPOSED TREATMENT)

Solids removal is proposed to be conducted in the DSPA 2. This process will take place in waste containers and has no internal storage capacity. Solids, such as hard paint or resins, will be removed from the container using a combination of drum scraping tools and a forklift with a drum-turning device. The solids will be processed through the fuel consolidation process or bulk solid consolidation. It is estimated that a two-man crew could process the equivalent of 3,300 gallons of waste (sixty 55-gallon drums) in an 8-hour shift.

A.16.7 T21, T39 – SOLIDIFICATION/STABILIZATION (SOLIDIFICATION AND STABILIZATION AREA – PROPOSED TREATMENT)

Solidification and stabilization will be conducted in the Solidification and Stabilization Area (SSA) in larger transport containers, such as a roll-off box. The Materials Staging Area floor will be sealed and provided with a containment curb and will accommodate up to four bulk transport containers, such as 20-cubic yard roll-off boxes of waste to be treated, or waste that is already treated. Liquid wastes will be treated and/or solidified. After solidified the wastes needing deactivation or chemical fixation may be stabilized. It is anticipated that a four-man crew with a backhoe and front-end loader could process the equivalent of 20,196 gallons of waste in an 8-hour shift.

A.17 DESCRIPTION OF HAZARDOUS WASTES [40 CFR 270.13(j)]

Table A-2 contains the list of hazardous wastes proposed for acceptance at PFSG.

A.18 FACILITY SITE MAP [40 CFR 270.13(h)]

The facility site map is presented in Figure A-2, historical solid waste management units and current HWMUs are presented on Figure A-3, and the property survey is presented in Figure A-4.

All structures (buildings, sewers, etc.) shown on the facility site map (Figure A-2) are existing areas. All existing areas were previously permitted under Permit HW-20(D) for storage except for Drum Storage Area 3.

A.19 FACILITY PHOTOGRAPHS [40 CFR 270.13(h)]

Photographs of all existing structures, existing treatment and storage units, and storage areas are presented in Exhibit A-1. Photos were taken from 2021 to 2024.

A.20 LATITUDE AND LONGITUDE [40 CFR 270.13(b)]

The latitude and longitude of the facility is 30° 47' 48" and 83° 15' 52", respectively.

A.21 FACILITY OWNER

The facility owner is Perma-Fix of South Georgia, Inc., 1612 James P. Rodgers Circle, Valdosta, Georgia, 31601.

A.22 OWNER CERTIFICATION

See the attached Part A Permit Application.

A.23 OPERATOR CERTIFICATION

See the attached Part A Permit Application.

TABLES

TABLE A-1. HAZARDOUS WASTE MANAGEMENT PROCESSES AND ACTIVITIES
PERMA-FIX OF SOUTH GEORGIA, INC.
VALDOSTA, GA

SWMU #	HWMU #	Description	Existing Area/Currently Permitted Area	Process Code[1]	Proposed Individual HW Storage Capacity (gallons)	Proposed Combined HW Storage Capacity (gallons)	Proposed Treatment Capacity (gal/day)	Proposed Activity
2	2	Former Drum Sampling and Inspection Pad (removed 2014)	N/A	N/A	N/A	N/A	N/A	N/A
3	3	Drum Storage and Process Area	N/A	N/A	N/A	N/A	N/A	N/A
4	4A	Bulk Storage Tank Farm	Yes/No	S02/T50 S02/T50 S02/T50 S02/T50	Tank 1 - 20,000 Tank 2 - 20,000 Tank 3 - 20,000 Tank 4 - 20,000	80,000	N/A	Four Hazardous Waste Storage Tanks
	4B	Drum Storage Area 3	Yes/No	S01	832 Drums	45,760	N/A	Container Storage
5	5	Waste Bulking and Unloading Area	Yes/No	S01/T66 S01/T66 S01/T66	Tanker 1 - 6,000 Tanker 2 - 6,000 Tanker 3 - 6,000	18,000	18,000	Storage in Bulk Containers / Container Bulking and Tanker Loading and Unloading
		Drum Sampling and Inspection Area 2	Yes/No	S01	144 Drums	7,920	N/A	Staging of Inbound Containers for Inspection and Storage of Non-Ignitable, Non-Reactive Hazardous Wastes
6	6	Drum Storage and Process Area 2	Yes/No	S01	744 Drums	40,920	N/A	Container Storage
				T38, T66	N/A	N/A	2,750	Container Consolidation
				T38, T66	N/A	N/A	2,200	Loose Pack Consolidation
				T66	N/A	N/A	3,300	Solids Removal
7	7	Solidification and Stabilization Area	Yes/No	S01, T21, T39	20,196	20,196	20,196	Container Storage / Solidification or Stabilization
					Totals	**212,796**	**46,446**	

[1]Reference: 40 CFR 264, Appendix I, Table 2 (Handling Codes for Treatment, Storage and Disposal Methods)

N/A = Not Applicable
Gal = Gallons
HW = Hazardous Waste
S01 = Container Storage Capacity
S02 = Tank Storage Capacity
T50 = Fuel Blending (Bulking) Storage Capacity
T66 = Container Bulking Treatment Capacity
T38, T66 = Container Consolidation Treatment Capacity
T38, T66 = Loose Pack Consolidation Treatment Capacity
T21, T39 = Solidification/Stabilization Capacity

TABLE A-2. LIST OF WASTE TYPES AND PROCESS INFORMATION PROPOSED FOR STORAGE AND TREATMENT
PERMA-FIX OF SOUTH GEORGIA, INC.
VALDOSTA, GA

EPA HAZARDOUS WASTE CODES	WASTE DESCRIPTION OR NAME	ANNUAL QTY OF WASTE IN GALLONS	PROCESS CODES
D001	Ignitable Liquid	100,000	S01, S02, T38, T66, T50
D002	Corrosive	30,000	S01, S02, T38, T66, T50
D003	Reactive	5,000	S01
D004	Arsenic	25,000	S01, S02, T38, T66, T50, T21, T39
D005	Barium	2,500	S01, S02, T38, T66, T50, T21, T39
D006	Cadmium	25,000	S01, S02, T38, T66, T50, T21, T39
D007	Chromium	25,000	S01, S02, T38, T66, T50, T21, T39
D008	Lead	25,000	S01, S02, T38, T66, T50, T21, T39
D009	Mercury	2,500	S01, S02, T38, T66, T50, T21, T39
D010	Selenium	2,500	S01, S02, T38, T66, T50, T21, T39
D011	Silver	10,000	S01, S02, T38, T66, T50, T21, T39
D012	Endrin	2,500	S01, S02, T38, T66, T50
D013	Lindane	2,500	S01, S02, T38, T66, T50
D014	Methoxychlor	2,500	S01, S02, T38, T66, T50
D015	Toxaphene	2,500	S01, S02, T38, T66, T50
D016	2,4-D	2,500	S01, S02, T38, T66, T50
D017	2,4,5-TP (Silvex)	2,500	S01, S02, T38, T66, T50
D018	Benzene	25,000	S01, S02, T38, T66, T50
D019	Carbon Tetrachloride	25,000	S01, S02, T38, T66, T50
D020	Chlordane	2,500	S01, S02, T38, T66, T50
D021	Chlorobenzene	10,000	S01, S02, T38, T66, T50
D022	Chloroform	10,000	S01, S02, T38, T66, T50
D023	o-Cresol	2,500	S01, S02, T38, T66, T50
D024	m-Cresol	2,500	S01, S02, T38, T66, T50
D025	p-Cresol	2,500	S01, S02, T38, T66, T50
D026	Cresol	2,500	S01, S02, T38, T66, T50
D027	1,4-Dichlorobenzene	2,500	S01, S02, T38, T66, T50
D028	1,2-Dichloroethane	2,500	S01, S02, T38, T66, T50
D029	1,1-Dichloroethylene	2,500	S01, S02, T38, T66, T50
D030	2,4-Dinitrotoluene	2,500	S01, S02, T38, T66, T50
D031	Heptachlor	2,500	S01, S02, T38, T66, T50
D032	Hexachlorobenzene	2,500	S01, S02, T38, T66, T50
D033	Hexachlorobutadiene	2,500	S01, S02, T38, T66, T50
D034	Hexachloroethane	2,500	S01, S02, T38, T66, T50
D035	Methyl Ethyl Ketone	10,000	S01, S02, T38, T66, T50
D036	Nitrobenzene	2,500	S01, S02, T38, T66, T50
D037	Pentachlorophenol	2,500	S01, S02, T38, T66, T50
D038	Pyridine	2,500	S01, S02, T38, T66, T50
D039	Tetrachloroethylene	10,000	S01, S02, T38, T66, T50
D040	Trichloroethylene	10,000	S01, S02, T38, T66, T50
D041	2,4,5-Trichlorophenol	2,500	S01, S02, T38, T66, T50
D042	2,4,6-Trichlorophenol	2,500	S01, S02, T38, T66, T50
D043	Vinyl Chloride	2,500	S01, S02, T38, T66, T50
F001	Spent Halogenated Solvents	105,000	S01, S02, T38, T66, T50

TABLE A-2. LIST OF WASTE TYPES AND PROCESS INFORMATION PROPOSED FOR STORAGE AND TREATMENT
PERMA-FIX OF SOUTH GEORGIA, INC.
VALDOSTA, GA

EPA HAZARDOUS WASTE CODES	WASTE DESCRIPTION OR NAME	ANNUAL QTY OF WASTE IN GALLONS	PROCESS CODES
F002	Spent Halogenated Solvents	105,000	S01, S02, T38, T66, T50
F003	Spent Non-Halogenated Solvents	100,000	S01, S02, T38, T66, T50
F004	Spent Non-Halogenated Solvents	2,500	S01, S02, T38, T66, T50
F005	Spent Non-Halogenated Solvents	100,000	S01, S02, T38, T66, T50
F006	Electroplating Sludge	2,500	S01, T38, T66, T21, T39
F007	Spent Cyanide Plating Solutions	2,500	S01, T38, T66
F008	Cyanide Plating Bath Residues	2,500	S01, T38, T66
F009	Spent stripping solutions from Cyanide Plating	2,500	S01, T38, T66
F010	Quench Bath Residues from Cyanide Oil Baths	2,500	S01, T38, T66
F011	Spent Cyanide Solutions/Slat Bath Pot Cleaning	2,500	S01, T38, T66
F012	Quench Wastewater Sludge	2,500	S01, T38, T66
F019	Wastewater Treatment Sludge	15,000	S01, T38, T66
F032	Chlorophenolic Residuals	2,500	S01, T38, T66
F034	Creosote Residuals	2,500	S01, T38, T66
F035	Arsenic/Chromium Residuals	2,500	S01, T38, T66
F037	Petroleum Refinery Primary Sludge	2,500	S01, T38, T66
F038	Petroleum Refinery Secondary Sludge	2,500	S01, T38, T66
F039	Leachate from Wastes	2,500	S01, T38, T66
K001	Bottom sediment sludge from the treatment of wastewaters from wood preserving processes that use creosote and/or pentachlorophenol.	2,500	S01, T38, T66
K048	Dissolved Air Float	2,500	S01, T38, T66
K049	Stop Oil Emulsion Solids	2,500	S01, T38, T66
K050	Heat Exchanger Sludge	2,500	S01, T38, T66
K051	API Separator Sludge	2,500	S01, T38, T66
K052	Petroleum Tank Bottom	2,500	S01, T38, T66
K061	Emission Control Dust/Sludge	2,500	S01, T38, T66
K062	Spent Pickle Liquor	2,500	S01, T38, T66
K086	Solvent Washes & Sludge	10,000	S01, T38, T66
P001	Warfarin & Salts when > .03%	2,500	S01, S02, T38, T66, T50
P002	Acetamide, N-(Aminothioxomethyl)	2,500	S01, T38, T66
P003	Acrolein	2,500	S01, S02, T38, T66, T50
P004	Aldrin	2,500	S01, T38, T66
P005	Allyl Alcohol	2,500	S01, S02, T04, T50
P007	5-(Aminomethyl)-3-Isoxazoloi	2,500	S01, T38, T66
P008	Aminopyridine	2,500	S01, T38, T66
P009	Ammonium picrate (r) (or) phenol, 2,4,6-trinitro-, ammonium salt (r)	2,500	S01, T38, T66
P010	Arsenic Acid (H3As04)	2,500	S01, T38, T66
P011	Arsenic Oxide (As205)	2,500	S01, T38, T66
P012	Arsenic Oxide (As203)	2,500	S01, T38, T66
P013	Barium Cyanide	2,500	S01, T38, T66
P014	Benzenethiol	2,500	S01, T38, T66
P015	Beryllium	2,500	S01, T38, T66
P016	Dichloromethylether	2,500	S01, T38, T66
P017	2-propanone, 1-bromo- (or) bromoacetone	2,500	S01, T38, T66
P018	Brucine	2,500	S01, T38, T66

TABLE A-2. LIST OF WASTE TYPES AND PROCESS INFORMATION PROPOSED FOR STORAGE AND TREATMENT
PERMA-FIX OF SOUTH GEORGIA, INC.
VALDOSTA, GA

EPA HAZARDOUS WASTE CODES	WASTE DESCRIPTION OR NAME	ANNUAL QTY OF WASTE IN GALLONS	PROCESS CODES
P020	Dinoseb	2,500	S01, T38, T66
P021	Calcium Cyanide	2,500	S01, T38, T66
P022	Carbon disulfide	2,500	S01, T38, T66
P023	Acetaldehyde, chloro- (or) chloroacetaldehyde	2,500	S01, T38, T66
P024	Benzenamine, 4-Chloro-	2,500	S01, T38, T66
P026	1-(o-Chlorophenyl)thiourea	2,500	S01, T38, T66
P027	3-Chloropropionitrile	2,500	S01, T38, T66
P028	Benzene, Chloromethyl	2,500	S01, T38, T66
P029	Copper Cyanide	2,500	S01, T38, T66
P030	Cyanides	2,500	S01, T38, T66
P031	Cyanogen (or) ethanedinitrile	2,500	S01, T38, T66
P033	Cyanogen chloride (or) cyanogen chloride (cn)cl	2,500	S01, T38, T66
P034	2-Cyclohexyl-4,6-dinitrophenol	2,500	S01, T38, T66
P036	Arsonous Dichloride, Phenyl	2,500	S01, T38, T66
P037	Dieldrin	2,500	S01, T38, T66
P038	Arsine, diethyl- (or) diethylarsine	2,500	S01, S02, T04, T50
P039	Disulfoton	2,500	S01, T38, T66
P040	O,O-diethyl O-pyrazinyl Phosphorothioate	2,500	S01, S02, T04, T50
P041	Diethyl-p-nitrophenyl Phosphate	2,500	S01, S02, T04, T50
P042	1,2-benzenediol, 4-[1-hydroxy-2-(methylamino)ethyl]-, (r)- (or) epinephrine	2,500	S01, S02, T04, T50
P043	Diisopropylfluorophosphate	2,500	S01, S02, T04, T50
P044	Dimethoate	2,500	S01, S02, T04, T50
P045	Thiofanox	2,500	S01, T38, T66
P046	Benezenepthanamine, alpha, alphadimethyl	2,500	S01, T38, T66
P047	4,6-Dinitro-o-cresol & Salts	2,500	S01, T38, T66
P048	2,4-Dinitrophenol	2,500	S01, T38, T66
P049	Dithiobiuret	2,500	S01, T38, T66
P050	Endosulfan	2,500	S01, T38, T66
P051	Endrin	2,500	S01, T38, T66
P054	Aziridine	2,500	S01, T38, T66
P057	Acetamide, 2-Fluoro-	2,500	S01, T38, T66
P058	Acetic Acid, Fluoro-, Sodium Salt	2,500	S01, T38, T66
P059	Heptachlor	2,500	S01, T38, T66
P060	Isodrin	2,500	S01, T38, T66
P062	Hexaethyl Tetraphosphate	2,500	S01, S02, T04, T50
P064	Methyl Isocyanate	2,500	S01, T38, T66
P066	Methomyl	2,500	S01, T38, T66
P067	Aziridine, 2-Methyl	2,500	S01, T38, T66
P068	Methyl Hydrazine	2,500	S01, S02, T38, T66, T50
P069	2-methyllactonitrile (or) propanenitrile, 2-hydroxy-2-methyl-	2,500	S01, T38, T66
P070	Aldicarb	2,500	S01, T38, T66
P071	Methyl Parathion	2,500	S01, T38, T66
P072	alpha-Naphthylthiourea	2,500	S01, T38, T66
P073	Nickel carbonyl (or) nickel carbonyl ni(co)4, (t-4)-	2,500	S01, T38, T66

TABLE A-2. LIST OF WASTE TYPES AND PROCESS INFORMATION PROPOSED FOR STORAGE AND TREATMENT
PERMA-FIX OF SOUTH GEORGIA, INC.
VALDOSTA, GA

EPA HAZARDOUS WASTE CODES	WASTE DESCRIPTION OR NAME	ANNUAL QTY OF WASTE IN GALLONS	PROCESS CODES
P074	Nickel Cyanide	2,500	S01, T38, T66
P075	Nicotine & Salts	2,500	S01, T38, T66
P077	Benzenamine, 4-Nitro-	2,500	S01, T38, T66
P082	N-Nitrosodimethylamine	2,500	S01, T38, T66
P084	N-Nitrosomethylvinylamine	2,500	S01, T38, T66
P085	Octamethylpyrophoshporamide	2,500	S01, S02, T38, T66, T50
P087	Osmium Tetroxide	2,500	S01, T38, T66
P088	Endothall	2,500	S01, S02, T38, T66, T50
P089	Parathion	2,500	S01, T38, T66
P092	Phenylmercury Acetate	2,500	S01, T38, T66
P093	Phenylthiourea	2,500	S01, T38, T66
P094	Phorate	2,500	S01, T38, T66
P097	Famphur	2,500	S01, T38, T66
P098	Potassium Cyanide	2,500	S01, T38, T66
P099	Argentate(1-), bis(Cyano-C)-, Potassium	2,500	S01, T38, T66
P101	Ethyl Cyanide	2,500	S01, T38, T66
P102	Propergyl Alcohol	2,500	S01, S02, T38, T66, T50
P103	Selenourea	2,500	S01, T38, T66
P104	Silver Cyanide	2,500	S01, T38, T66
P105	Sodium Azide	2,500	S01, S02, T38, T66, T50
P106	Sodium Cyanide	2,500	S01, T38, T66
P108	Strychnine & Salts	2,500	S01, T38, T66
P109	Tetraethyidithiopyrophosphate	2,500	S01, S02, T38, T66, T50
P110	Tetraethyl Lead	2,500	S01, T38, T66
P111	Tetraethyl Pyrophosphate	2,500	S01, T38, T66
P113	Thallic Oxide	2,500	S01, T38, T66
P114	Thallium (1) Selenide	2,500	S01, T38, T66
P115	Thallium (1) Sulfate	2,500	S01, T38, T66
P116	Thiosemicarbazide	2,500	S01, T38, T66
P118	Trichloromethanethiol	2,500	S01, T38, T66
P119	Ammonium Vanadate	2,500	S01, T38, T66
P120	Vanadium Pentoxide	2,500	S01, T38, T66
P121	Zinc Cyanide	2,500	S01, T38, T66
P123	Toxaphene	2,500	S01, T38, T66
P185	1,3-dithiolane-2-carboxaldehyde, 2,4-dimethyl-, o- [(methylamino)-carbonyl]oxime (or) tirpate	2,500	S01, T38, T66
P201	Phenol, 3-methyl-5-(1-methylethyl)-, methyl carbamate (or) promecarb	2,500	S01, T38, T66
P202	M-cumenyl methylcarbamate (or) 3-isopropylphenyl n-methylcarbamate (or) phenol, 3-(1-methylethyl)-, methyl carbamate	2,500	S01, T38, T66
P203	Aldicarb sulfone (or) propanal, 2-methyl-2-(methyl-sulfonyl)-, o-[(methylamino)carbonyl] oxime	2,500	S01, T38, T66
P204	Physostigmine (or) pyrrolo[2,3-b]indol-5-ol, 1,2,3,3a,8,8a-hexahydro-1,3a,8-trimethyl-methylcarbamate (ester), (3as-cis)-	2,500	S01, T38, T66
P205	Zinc, bis(dimethylcarbamodithioato-s,s')-, (or) ziram	2,500	S01, T38, T66
U001	Acetaldehyde	2,500	S01, S02, T38, T66, T50
U002	Acetone	2,500	S01, S02, T38, T66, T50
U003	Acetonitrile	2,500	S01, S02, T38, T66, T50
U004	Acetophenone	2,500	S01, T38, T66

TABLE A-2. LIST OF WASTE TYPES AND PROCESS INFORMATION PROPOSED FOR STORAGE AND TREATMENT
PERMA-FIX OF SOUTH GEORGIA, INC.
VALDOSTA, GA

EPA HAZARDOUS WASTE CODES	WASTE DESCRIPTION OR NAME	ANNUAL QTY OF WASTE IN GALLONS	PROCESS CODES
U005	2-Acetylaminofluorene	2,500	S01, T38, T66
U007	Acrylamide	2,500	S01, T38, T66
U008	Acrylic Acid	2,500	S01, S02, T38, T66, T50
U009	Acrylonitrile	2,500	S01, T38, T66
U010	Mitomycin C	2,500	S01, T38, T66
U011	Amitrole	2,500	S01, T38, T66
U012	Aniline (I,T)	2,500	S01, S02, T38, T66, T50
U014	Auramine	2,500	S01, T38, T66
U015	Azaserine	2,500	S01, T38, T66
U016	Benz(c)acridine	2,500	S01, S02, T38, T66, T50
U017	Benzal Chloride	2,500	S01, T38, T66
U018	Benz(a)athracene	2,500	S01, T38, T66
U019	Benzene	2,500	S01, S02, T38, T66, T50
U020	Benzenesulfonic acid chloride (c,r) (or) benzenesulfonyl chloride (c,r)	2,500	S01, T38, T66
U021	Benzidine	2,500	S01, T38, T66
U022	Benzo(a)pyrene	2,500	S01, T38, T66
U023	Benzene, (trichloromethyl)- (or) benzotrichloride (c,r,t)	2,500	S01, T38, T66
U024	Dichloromethoxy Ethane	2,500	S01, T38, T66
U025	Dichloroethyl Ether	2,500	S01, T38, T66
U026	Chlornaphazine	2,500	S01, T38, T66
U027	Dichloroisopropyl Ether	2,500	S01, T38, T66
U028	Diethylhexyl Phthalate	2,500	S01, T38, T66
U029	Methyl Bromide	2,500	S01, T38, T66
U030	4-Bromophenyl Phenyl Ether	2,500	S01, T38, T66
U031	n-Butyl Alcohol	2,500	S01, S02, T38, T66, T50
U032	Calcium Chromate	2,500	S01, T38, T66
U034	Chloral	2,500	S01, T38, T66
U035	Chlorambucil	2,500	S01, T38, T66
U036	Chlordane, alpha & gamma isomers	2,500	S01, T38, T66
U037	Chlorobenzene	2,500	S01, T38, T66
U038	Chlorobenzilate	2,500	S01, T38, T66
U039	p-Chloro-m-cresol	2,500	S01, T38, T66
U041	Epichlorohydrin	2,500	S01, T38, T66
U042	2-Chloroethyl Vinyl Ether	2,500	S01, T38, T66
U043	Ethene, chloro- (or) vinyl chloride	2,500	S01, T38, T66
U044	Chloroform	2,500	S01, T38, T66
U045	Methyl Chloride	2,500	S01, S02, T38, T66, T50
U046	Chloromethyl Methyl Ether	2,500	S01, T38, T66
U047	beta-Chloronaphthalene	2,500	S01, T38, T66
U048	o-Chlorophenol	2,500	S01, T38, T66
U049	4-Chloro-o-toluidine, Hydrochloride	2,500	S01, T38, T66
U050	Chrysene	2,500	S01, T38, T66
U051	Creosote	2,500	S01, T38, T66
U052	Cresol	2,500	S01, T38, T66

TABLE A-2. LIST OF WASTE TYPES AND PROCESS INFORMATION PROPOSED FOR STORAGE AND TREATMENT
PERMA-FIX OF SOUTH GEORGIA, INC.
VALDOSTA, GA

EPA HAZARDOUS WASTE CODES	WASTE DESCRIPTION OR NAME	ANNUAL QTY OF WASTE IN GALLONS	PROCESS CODES
U053	Crotonaldehyde	2,500	S01, S02, T38, T66, T50
U055	Cumene	2,500	S01, S02, T38, T66, T50
U056	Cyclohexane	2,500	S01, S02, T38, T66, T50
U057	Cyclohexanone	2,500	S01, S02, T38, T66, T50
U058	Cyclophosphamide	2,500	S01, S02, T38, T66, T50
U059	Daunomycin	2,500	S01, T38, T66
U060	DDD	2,500	S01, T38, T66
U061	DDT	2,500	S01, T38, T66
U062	Diallate	2,500	S01, T38, T66
U063	Dibenz(a,h)anthracene	2,500	S01, T38, T66
U064	Dibenzo(a,i)pyrene	2,500	S01, S02, T38, T66, T50
U066	1,2-Dibromo-3-chloropropane	2,500	S01, T38, T66
U067	Ethane, 1,2-Dibromo-	2,500	S01, T38, T66
U068	Methylene Bromide	2,500	S01, T38, T66
U069	Dibutyl Phthalate	2,500	S01, T38, T66
U070	o-Dichlorobenzene	2,500	S01, T38, T66
U071	m-Dichlorobenzene	2,500	S01, T38, T66
U072	p-Dichlorobenzene	2,500	S01, T38, T66
U073	3,3-Dichlorobenzidine	2,500	S01, T38, T66
U074	1,4-Dichloro-2-Butane	2,500	S01, S02, T38, T66, T50
U075	Dichlorodifluoromethane (or) methane, dichlorodifluoro-	2,500	S01, T38, T66
U076	Ethane, 1,1-Dichloro-	2,500	S01, T38, T66
U077	Ethane, 1,2-Dichloro-	2,500	S01, T38, T66
U078	1,1-Dichloroethylene	2,500	S01, T38, T66
U079	1,2-Dichloroethylene	2,500	S01, T38, T66
U080	Methylene Chloride	30,000	S01, T38, T66
U081	2,4-Dichlorophenol	2,500	S01, T38, T66
U082	2,6-Dichlorophenol	2,500	S01, T38, T66
U083	Propylene Dichloride	2,500	S01, T38, T66
U084	1,3-Dichloropropene	2,500	S01, T38, T66
U085	1,2,3,4-Diepoxybutane	2,500	S01, S02, T38, T66, T50
U086	N,N'-Diethylhydrazine	2,500	S01, S02, T38, T66, T50
U087	O,O-Diethyl S-Methyl Dithiophosphate	2,500	S01, S02, T38, T66, T50
U088	Diethyl Phthalate	2,500	S01, T38, T66
U089	Diethylstilbesterol	2,500	S01, S02, T38, T66, T50
U090	Dihydrosafrole	2,500	S01, S02, T38, T66, T50
U091	3,3'-Dimethoxybenzidine	2,500	S01, T38, T66
U092	Dimethylamine	2,500	S01, S02, T38, T66, T50
U093	p-Dimethylaminoazobenzene	2,500	S01, T38, T66
U094	7,12-Dimethylbenz(a)anthracene	2,500	S01, S02, T38, T66, T50
U095	3,3'-Dimethylbenzidine	2,500	S01, T38, T66
U097	Dimethylcarbamoyl Chloride	2,500	S01, T38, T66
U098	1,1-Dimethylhydrazine	2,500	S01, S02, T38, T66, T50
U099	1,2-Dimethylhydrazine	2,500	S01, S02, T38, T66, T50

TABLE A-2. LIST OF WASTE TYPES AND PROCESS INFORMATION PROPOSED FOR STORAGE AND TREATMENT
PERMA-FIX OF SOUTH GEORGIA, INC.
VALDOSTA, GA

EPA HAZARDOUS WASTE CODES	WASTE DESCRIPTION OR NAME	ANNUAL QTY OF WASTE IN GALLONS	PROCESS CODES
U101	2,4-Dimethylphenol	2,500	S01, T38, T66
U102	Dimethyl Phthalate	2,500	S01, T38, T66
U103	Dimethyl Sulfate	2,500	S01, S02, T38, T66, T50
U105	2,4-Dinitrotoluene	2,500	S01, T38, T66
U106	2,6-Dinitrotoluene	2,500	S01, T38, T66
U107	Di-n-Octyl Phthalate	2,500	S01, T38, T66
U108	1,4-Dioxane	2,500	S01, T38, T66
U109	1,2-Diphenylhydrazine	2,500	S01, S02, T38, T66, T50
U110	Dypropylamine	2,500	S01, S02, T38, T66, T50
U111	Di-n-propylnitrosoamine	2,500	S01, S02, T38, T66, T50
U112	Ethyl Acetate	2,500	S01, S02, T38, T66, T50
U113	Ethyl Acrylate	2,500	S01, S02, T38, T66, T50
U114	Ethylenebisdithiocarbamic Acid, Salts & Esters	2,500	S01, T38, T66
U115	Ethylene Oxide	2,500	S01, S02, T38, T66, T50
U116	Ethylenethiourea	2,500	S01, T38, T66
U117	Ethyl Ether	2,500	S01, S02, T38, T66, T50
U118	Ethyl Methacrylate	2,500	S01, T38, T66
U119	Ethyl Methanesulfonate	2,500	S01, T38, T66
U120	Fluoranthene	2,500	S01, T38, T66
U121	Trichloromonofluoromethane	30,000	S01, T38, T66
U122	Formaldehyde	2,500	S01, S02, T38, T66, T50
U123	Formic acid	2,500	S01, S02, T38, T66, T50
U124	Furan	2,500	S01, S02, T38, T66, T50
U125	Furfural	2,500	S01, S02, T38, T66, T50
U126	Glycidylaldehyde	2,500	S01, S02, T38, T66, T50
U127	Hexachlorobenzene	2,500	S01, T38, T66
U128	Hexachlorobutadiene	2,500	S01, T38, T66
U129	Lindane	2,500	S01, T38, T66
U130	Hexachlorocyclopentadiene	2,500	S01, T38, T66
U131	Hexachloroethane	2,500	S01, T38, T66
U132	Hexachlorophene	2,500	S01, T38, T66
U133	Hydrazine (r,t)	2,500	S01, T38, T66
U134	Hydrofluoric Acid	2,500	S01, T38, T66
U135	Hydrogen sulfide (or) hydrogen sulfide h2s	2,500	S01, T38, T66
U136	Cacodylic Acid	2,500	S01, T38, T66
U137	Indeno[1,2,3-cd]pyrene	2,500	S01, T38, T66
U138	Methyl-i-odide	2,500	S01, T38, T66
U140	Isobutyl Alcohol	2,500	S01, S02, T38, T66, T50
U141	Isosafrole	2,500	S01, T38, T66
U142	Kepone	2,500	S01, T38, T66
U143	Lasiocarpine	2,500	S01, T38, T66
U144	Lead Acetate	2,500	S01, T38, T66
U145	Lead Phosphate	2,500	S01, T38, T66
U146	Lead Subacetate	2,500	S01, T38, T66

TABLE A-2. LIST OF WASTE TYPES AND PROCESS INFORMATION PROPOSED FOR STORAGE AND TREATMENT
PERMA-FIX OF SOUTH GEORGIA, INC.
VALDOSTA, GA

EPA HAZARDOUS WASTE CODES	WASTE DESCRIPTION OR NAME	ANNUAL QTY OF WASTE IN GALLONS	PROCESS CODES
U147	Maleic Anhydride	2,500	S01, S02, T38, T66, T50
U148	Maleic Hydrazide	2,500	S01, T38, T66
U149	Malononitrile	2,500	S01, T38, T66
U150	Melphalan	2,500	S01, T38, T66
U151	Mercury	2,500	S01, T38, T66
U152	Methacrylonitrile	2,500	S01, S02, T38, T66, T50
U153	Methanethiol (i,t) (or) thiomethanol (i,t)	2,500	S01, S02, T38, T66, T50
U154	Methanol	30,000	S01, S02, T38, T66, T50
U155	Methapyrilene	2,500	S01, T38, T66
U156	Methyl Chlorocarbonate	2,500	S01, S02, T38, T66, T50
U157	3-Methylcholanthrene	2,500	S01, T38, T66
U158	4,4'-Methylenebis(2-Chloraniline)	2,500	S01, T38, T66
U159	Methyl Ethyl Ketone	30,000	S01, S02, T38, T66, T50
U160	2-butanone, peroxide (r,t) (or) methyl ethyl ketone peroxide (r,t)	2,500	S01, T38, T66
U161	Methyl Isobutyl Ketone	2,500	S01, S02, T38, T66, T50
U162	Methyl Methacrylate	2,500	S01, S02, T38, T66, T50
U163	Guanidine, n-methyl-n'-nitro-n-nitroso- (or) mnng	2,500	S01, T38, T66
U164	Methylthiouracil	2,500	S01, T38, T66
U165	Naphtalene	2,500	S01, T38, T66
U166	1,4-Naphthalenedione	2,500	S01, S02, T38, T66, T50
U167	alpha-Naphthylamine	2,500	S01, T38, T66
U168	beta-Naphthylamine	2,500	S01, T38, T66
U169	Nitrobenzene	2,500	S01, S02, T38, T66, T50
U170	p-Nitrophenol	2,500	S01, T38, T66
U171	Nitropropane	2,500	S01, S02, T38, T66, T50
U172	N-Nitrosodi-n-butylamine	2,500	S01, T38, T66
U173	N-Nitrosodiethanolamine	2,500	S01, T38, T66
U174	N-Nitrododiethylamine	2,500	S01, T38, T66
U176	N-Nitroso-N-ethylurea	2,500	S01, T38, T66
U177	N-Nitroso-N-methylurea	2,500	S01, T38, T66
U178	N-Nitroso-N-methylurethane	2,500	S01, T38, T66
U179	N-Nitrosopiperidine	2,500	S01, T38, T66
U180	N-Nitrosopyrrolidine	2,500	S01, T38, T66
U181	5-Nitro-o-toluidine	2,500	S01, T38, T66
U182	Paraldehyde	2,500	S01, S02, T38, T66, T50
U183	Pentachlorobenzene	2,500	S01, T38, T66
U184	Pentachloroethane	2,500	S01, T38, T66
U185	Pentachloronitrobenzene	2,500	S01, T38, T66
U186	1,3-Pentadiene	2,500	S01, S02, T38, T66, T50
U187	Phenacetin	2,500	S01, T38, T66
U188	Phenol	2,500	S01, T38, T66
U189	Phosphorus sulfide (r) (or) sulfur phosphide (r)	2,500	S01, T38, T66
U190	Phthalic Anhydride	2,500	S01, T38, T66
U191	2-Picoline	2,500	S01, T38, T66

TABLE A-2. LIST OF WASTE TYPES AND PROCESS INFORMATION PROPOSED FOR STORAGE AND TREATMENT
PERMA-FIX OF SOUTH GEORGIA, INC.
VALDOSTA, GA

EPA HAZARDOUS WASTE CODES	WASTE DESCRIPTION OR NAME	ANNUAL QTY OF WASTE IN GALLONS	PROCESS CODES
U192	Pronamide	2,500	S01, T38, T66
U193	1,2-Propane Sultone	2,500	S01, T38, T66
U194	n-Propylamine	2,500	S01, S02, T38, T66, T50
U196	Pyridine	2,500	S01, T38, T66
U197	p-Benzoquinone	2,500	S01, S02, T38, T66, T50
U200	Reserpine	2,500	S01, T38, T66
U201	Resorcinol	2,500	S01, S02, T38, T66, T50
U202	Saccharin, & Salts	2,500	S01, T38, T66
U203	Safrole	2,500	S01, T38, T66
U204	Selenium Dioxide	2,500	S01, T38, T66
U205	Selenium sulfide (or) selenium sulfide ses2 (r,t)	2,500	S01, T38, T66
U206	Streptozotocin	2,500	S01, T38, T66
U207	1,2,4,5-Tetrachlorobenzene	2,500	S01, T38, T66
U208	1,1,1,2-Tetrachloroethane	2,500	S01, T38, T66
U209	1,1,2,2-Tetrachloroethane	2,500	S01, T38, T66
U210	Tetrachloroethylene	2,500	S01, T38, T66
U211	Carbon Tetrachloride	10,000	S01, T38, T66
U212	2,3,4,6-Tetrachlorophenol	2,500	S01, T38, T66
U213	Tetrahydrofuran	2,500	S01, S02, T38, T66, T50
U214	Thallium (1) Acetate	2,500	S01, T38, T66
U215	Thallium (1) Carbonate	2,500	S01, T38, T66
U216	Thallium (1) Chloride	2,500	S01, T38, T66
U217	Nitric acid, thallium(1+) salt (or) thallium(i) nitrate	2,500	S01, T38, T66
U218	Thioacetamide	2,500	S01, T38, T66
U219	Thiourea	2,500	S01, T38, T66
U220	Toluene	30,000	S01, T38, T66
U221	Toluenediamine	2,500	S01, S02, T38, T66, T50
U222	o-Toluidine Hydrochloride	2,500	S01, T38, T66
U223	Benzene, 1,3-diisocyanatomethyl- (r,t) (or) toluene diisocyanate (r,t)	2,500	S01, T38, T66
U225	Bromoform (or) methane, tribromo-	2,500	S01, T38, T66
U226	Methyl Chloroform	30,000	S01, T38, T66
U227	1,1,2-Trichloroethane	30,000	S01, T38, T66
U228	Trichloroethylene	30,000	S01, T38, T66
U230	2,4,5-Trichlorophenol	2,500	S01, T38, T66
U231	2,4,6-Trichlorophenol	2,500	S01, T38, T66
U232	2,4,5-T	2,500	S01, T38, T66
U233	Silvex (2,4,5-TP)	2,500	S01, T38, T66
U235	Tris(2,3-dibromopropyl)phosphate	2,500	S01, T38, T66
U236	Trypan Blue	2,500	S01, T38, T66
U237	Uraoil Mustard	2,500	S01, T38, T66
U238	Ethyl Carbamate (urethane)	2,500	S01, T38, T66
U239	Xylene	30,000	S01, S02, T38, T66, T50
U240	2,4-D Salts & Esters	2,500	S01, T38, T66
U242	Pentachlorophenol	2,500	S01, T38, T66

TABLE A-2. LIST OF WASTE TYPES AND PROCESS INFORMATION PROPOSED FOR STORAGE AND TREATMENT
PERMA-FIX OF SOUTH GEORGIA, INC.
VALDOSTA, GA

EPA HAZARDOUS WASTE CODES	WASTE DESCRIPTION OR NAME	ANNUAL QTY OF WASTE IN GALLONS	PROCESS CODES
U243	1-Propene, 1,1,2,3,3,3-hexachloro-	2,500	S01, T38, T66
U244	Thiram	2,500	S01, T38, T66
U246	Cyanogen Bromide	2,500	S01, T38, T66
U247	Methoxychlor	2,500	S01, T38, T66
U248	Warfarin & Salts	2,500	S01, S02, T38, T66, T50
U249	Zinc phosphide zn3p2, when present at concentrations of 10% or less	2,500	S01, T38, T66
U328	o-Toluidine	2,500	S01, T38, T66
U353	p-Toluidine	2,500	S01, T38, T66
U359	Ethylene Glycol Monoethyl Ether	2,500	S01, S02, T38, T66, T50
U382	Sodium Dimethyl-Dithiocarbamate	2,500	S01, T38, T66
U409	Carbamic acid, [1,2-phenylenebis (iminocarbonothioyl)]bis-, dimethyl ester (or) thiophanate-methyl	2,500	S01, T38, T66
U410	Ethanimidothioic acid, n,n'-[thiobis[(methylimino)carbonyloxy]]bis-, dimethyl ester (or) thiodicarb	2,500	S01, T38, T66
U411	Phenol, 2-(1-methylethoxy)-, methylcarbamate (or) propoxur	2,500	S01, T38, T66

S01 - Container Storage, S02 - Tank Storage, T38, T66 – Waste Bulking, Container Consolidation, and Container Packing; T-21, T39 - Solidification/Stabilization; T50 - Fuel Blending

TABLE A-3. LIST OF PREVIOUSLY PERMITTED HAZARDOUS WASTES, IDENTIFICATIONS, AND HAZARD CLASSIFICATIONS FOR PERMA-FIX OF SOUTH GEORGIA, INC., VALDOSTA, GEORGIA

Waste Description	Hazardous Waste Code	CAS Registry Number	EPA Hazard Code	DOT Hazard Class	Reactivity Group Number	Estimated Annual Quantity (gallons)
Ignitable Liquid	D001		I	3	101	100,000
Corrosive	D002		C	8	1,2,3,10	30,000
Reactive	D003		R	3, 4.1, 5.2, 6.1, 8	103	5,000
Arsenic	D004		T	6.1	24	25,000
Barium	D005		T	4.3	24	2,500
Cadmium	D006		T	6.1	24	25,000
Chromium	D007		T	9	24	25,000
Lead	D008		T	6.1	24	25,000
Mercury	D009		T	8	24	2,500
Selenium	D010		T	6.1	24	2,500
Silver	D011		T	9	24	10,000
Endrin	D012		T	9	17	2,500
Lindane	D013		T	9	17	2,500
Methoxychlor	D014		T	9	17	2,500
Toxaphene	D015		T	9	17	2,500
2,4-D	D016		T	9	17	2,500
2,4,5-TP (Silvex)	D017		T	9	17	2,500
Benzene	D018		T	3	16	25,000
Carbon Tetrachloride	D019		T	6.1	17	25,000
Chlordane	D020		T	9	17	2,500
Chlorobenzene	D021		T	3	17	10,000
Chloroform	D022		T	6.1	17	10,000
O-Cresol	D023		T	6.1	31	2,500
M-Cresol	D024		T	6.1	31	2,500
P-Cresol	D025		T	6.1	31	2,500
Cresol	D026		T	6.1	31	2,500
1,4-Dichlorobenzene	D027		T	6.1	17	2,500
1,2-Dichloroethane	D028		T	3	17	2,500
1,1 Dichloroethylene	D029		T	3	17	2,500
2,4-Dinitrotoluene	D030		T	6.1	27	2,500
Heptachlor	D031		T	9	17	2,500
Hexachlorobenzene	D032		T	6.1	17	2,500
Hexachlorobutadiene	D033		T	6.1	17	2,500
Hexachloroethane	D034		T	9	17	2,500
Methyl Ethyl Ketone	D035		T	3	19	10,000
Nitrobenzene	D036		T	6.1	27	2,500
Pentachlorphenol	D037		T	9	17,31	2,500
Pyridine	D038		T	3	7	2,500
Tetrachloroethylene	D039		T	6.1	17	10,000
Trichloroethylene	D040		T	6.1	17	10,000
2,4,5-Trichlorophenol	D041		T	9	17,31	2,500
2,4,6-Trichlorophenol	D042		T	9	17,31	2,500
Vinyl Chloride	D043		T	3	17, 103	2,500
Spent Halogenated Solvents	F001		T	9	17	105,000
Spent Halogenated Solvents	F002		T	9	17	105,000
Spent Non-Halogenated Solvents	F003		I	9	16,14,4,19	100,000
Spent Non-Halogenated Solvents	F004		T	9	27,31	2,500
Spent Non-Halogenated Solvents	F005		I,T	9	16,4,19	100,000
Electroplating Sludges	F006		T	9	24	2,500
Spent Cyanide Plating Solutions	F007		R,T	9	24	2,500
Cyanide Plating Bath Residues	F008		R,T	9	24	2,500
Spent stripping solutions from Cyanide Plating	F009		R,T	9	24	2,500
Quench Bath Residues from Cyanide Oil Baths	F010		R,T	9	24	2,500
Spent Cyanide Solutions/Slat Bath Pot Cleaning	F011		R,T	9	24	2,500
Quench Wastewater Sludge	F012		T	9	11	2,500
Wastewater Treatment Sludge	F019		T	9	24	15,000
Chlorophenolic Residuals	F032		T	9	17,31	2,500
Creosote Residuals	F034		T	9	17,31	2,500
Arsenic/Chromium Residuals	F035		T	9	24	2,500
Petroleum Refinery Primary Sludge	F037		T	9	24	2,500
Petroleum Refinery Secondary Sludge	F038		T	9	24	2,500
Leachate from Wastes	F039		T	9	24	2,500

TABLE A-3. LIST OF PREVIOUSLY PERMITTED HAZARDOUS WASTES, IDENTIFICATIONS, AND HAZARD CLASSIFICATIONS FOR PERMA-FIX OF SOUTH GEORGIA, INC., VALDOSTA, GEORGIA

Waste Description	Hazardous Waste Code	CAS Registry Number	EPA Hazard Code	DOT Hazard Class	Reactivity Group Number	Estimated Annual Quantity (gallons)
Wastewater Sludge from Creosote/Pentachlorophenol Wood	K001		T	9	31	2,500
Dissolved Air Float	K048		T	9	24	2,500
Stop Oil Emulsion Solids	K049		T	9	24	2,500
Heat Exchanger Sludge	K050		T	9	24	2,500
API Separator Sludge	K051		T	9	24	2,500
Petroleum Tank Bottoms	K052		T	9	24	2,500
Emission Control Dust/Sludge	K061		T	9	24	2,500
Spent Pickle Liquor	K062		C,T	9	24	2,500
Solvent Washes & Sludge	K086		T	9	24	10,000
Warfarin & Salts when > .03%	P001	81-81-2	H	9	X	2,500
Acetamide, N-(Aminothioxomethyl)	P002	591-08-2	H	9	6	2,500
Acrolein	P003	107-02-8	H	6.1	5, 103	2,500
Aldrin	P004	309-00-2	H	6.1	17	2,500
Allyl Alcohol	P005	107-18-6	H	6.1	4	2,500
5-(Aminomethyl)-3-Isoxazolol	P007	2763-96-4	H	9	7	2,500
Aminopyridine	P008	504-24-5	H	6.1	7	2,500
Arsenic Acid (H3AsO4)	P010	131-74-8	H	6.1	24	2,500
Arsenic Oxide (As2O5)	P011	1303-28-2	H	6.1	24	2,500
Arsenic Oxide (As2O3)	P012	1327-53-3	H	6.1	24	2,500
Barium Cyanide	P013	542-62-1	H	6.1	24,11	2,500
Benzenethiol	P014	108-98-5	H	6.1	X	2,500
Beryllium	P015	7440-41-7	H	6.1	24	2,500
Dichloromethylether	P016	542-88-1	H	3	14	2,500
2-propanone, 1-bromo- (or) bromoacetone	P017	598–31–2	H	6.1	19	2,500
Brucine	P018	357-57-3	H	6.1	X	2,500
Dinoseb	P020	88-85-7	H	9	27,31	2,500
Calcium Cyanide	P021	592-01-8	H	6.1	11	2,500
Carbon Disulfide	P022	75–15–0	H	3, 6.1	33	2,500
Acetaldehyde, Chloro-	P023	107-20-0	H	6.1	5,17	2,500
Benzenamine, 4-Chloro-	P024	106-47-8	H	9	17	2,500
1-(o-Chlorophenyl)thiourea	P026	5344-82-1	H	9	12	2,500
3-Chloropropionitrile	P027	542-76-7	H	9	17,26	2,500
Benzene, Chloromethyl	P028	100-44-7	H	6.1	17	2,500
Copper Cyanide	P029	544-92-3	H	6.1	11,24	2,500
Cyanides	P030	57-12-5	H	6.1	11	2,500
2-Cyclohexyl-4,6-dinitrophenol	P034	131-89-5	H	9	11,31	2,500
Arsonous Dichloride, Phenyl	P036	696-28-6	H	9	24	2,500
Dieldrin	P037	60-57-1	H	6.1	17	2,500
Arsine, Diethyl-	P038	692-42-2	H	6.1	24	2,500
Disulfoton	P039	298-04-4	H	9	32	2,500
O,O-Diethyl O-pyrazinyl Phosphorothioate	P040	297-97-2	H	9	32	2,500
Diethyl-p-nitrophenyl Phosphate	P041	311-45-5	H	9	32	2,500
Diisopropylfluorophosphate	P043	55-91-4	H	9	32	2,500
Dimethoate	P044	60-51-5	H	9	32	2,500
Thiofanox	P045	39196-18-4	H	9	X	2,500
Benzeneethanamine, alpha, alpha-dimethyl-	P046	122-09-8	H	9	X	2,500
4,6-Dinitro-o-cresol & Salts	P047	534-52-1	H	6.1	27,31	2,500
2,4-Dinitrophenol	P048	51-28-5	H	9	27,31	2,500
Dithiobiuret	P049	541-53-7	H	9	X	2,500
Endosulfan	P050	115-29-7	H	9	17,20	2,500
Endrin	P051	72-20-8	H	9	17	2,500
Aziridine	P054	151-56-4	H	6.1	7,103	2,500
Acetamide, 2-Fluoro-	P057	640-19-7	H	9	6	2,500
Acetic Acid, Fluoro-, Sodium Salt	P058	62-74-8	H	9	X	2,500
Heptachlor	P059	76-44-8	H	9	17	2,500
Isodrin	P060	465-73-6	H	9	17	2,500
Hexaethyl Tetraphosphate	P062	757-58-4	H	9	32	2,500
Methyl Isocyanate	P064	624-83-9	H	6.1	18	2,500
Methomyl	P066	16752-77-5	H	9	9,20	2,500
Aziridine, 2-methyl	P067	75-55-8	H	3	7	2,500
Methyl Hydrazine	P068	60-34-4	H	3	8	2,500
2-methyllactonitrile (or) propanenitrile, 2-hydroxy-2-methyl-	P069	75–86–5	H	6.1	27	2,500

TABLE A-3. LIST OF PREVIOUSLY PERMITTED HAZARDOUS WASTES, IDENTIFICATIONS, AND HAZARD CLASSIFICATIONS FOR PERMA-FIX OF SOUTH GEORGIA, INC., VALDOSTA, GEORGIA

Waste Description	Hazardous Waste Code	CAS Registry Number	EPA Hazard Code	DOT Hazard Class	Reactivity Group Number	Estimated Annual Quantity (gallons)
Aldicurb	P070	116-06-3	H	9	9,20	2,500
Methyl Parathion	P071	298-00-0	H	6.1	32	2,500
alpha-Naphthylthiourea	P072	86-88-4	H	6.1	12	2,500
Nickel carbonyl (or) nickel carbonyl ni(co)4, (t-4)-	P073	13463–39–3	h	6.1	24	2,500
Nickel Cyanide	P074	557-19-7	H	6.1	11,24	2,500
Nicotine & Salts	P075	54-11-5	H	6.1	X	2,500
Benzenamine, 4-Nitro-	P077	100-01-6	H	6.1	7,27	2,500
N-Nitrosodimethylamine	P082	62-75-9	H	9	7,27	2,500
N-Nitrosomethylvinylamine	P084	4549-40-0	H	9	X	2,500
Octamethylpyrophosphoramide	P085	152-16-9	H	9	X	2,500
Osmium Tetroxide	P087	20816-12-0	H	6.1	24	2,500
Endothall	P088	145-73-3	H	9	3	2,500
Parathion	P089	56-38-2	H	6.1	32	2,500
Phenylmercury Acetate	P092	62-38-4	H	6.1	24	2,500
Phenylthiourea	P093	103-85-5	H	9	X	2,500
Phorate	P094	298-02-2	H	9	32	2,500
Famphur	P097	52-85-7	H	9	X	2,500
Potassium Cyanide	P098	151-50-8	H	6.1	11	2,500
Argentate(1-), bis(Cyano-C)-, Potassium	P099	506-61-6	H	6.1	11,24	2,500
Ethyl Cyanide	P101	107-12-0	H	9	26	2,500
Propargyl Alcohol	P102	107-19-7	H	3	4	2,500
Selenourea	P103	630-10-4	H	9	X	2,500
Silver Cyanide	P104	506-64-9	H	6.1	11,24	2,500
Sodium Azide	P105	26628-22-8	H	6.1	102	2,500
Sodium Cyanide	P106	143-33-9	H	6.1	11	2,500
Strychnine & Salts	P108	57-24-9	H	6.1	X	2,500
Tetraethyldithiopyrophosphate	P109	3689-24-5	H	6.1	32	2,500
Tetraethyl Lead	P110	78-00-2	H	6.1	24	2,500
Tetraethyl Pyrophosphate	P111	107-49-3	H	6.1	32	2,500
Thallic Oxide	P113	1314-32-5	H	9	X	2,500
Thallium (1) Selenide	P114	12039-62-0	H	6.1	24	2,500
Thallium (1) Sulfate	P115	7446-18-6	H	6.1	24	2,500
Thiosemicarbazide	P116	79-19-6	H	9	X	2,500
Trichloromethanethiol	P118	75-70-7	H	6.1	17,20	2,500
Ammonium Vanadate	P119	7803-55-6	H	6.1	24	2,500
Vanadium Pentoxide	P120	1314-62-1	H	6.1	24	2,500
Zinc Cyanide	P121	557-21-1	H	6.1	11,24	2,500
Toxaphene	P123	8001-35-2	H	9	17	2,500
1,3-dithiolane-2-carboxaldehyde, 2,4-dimethyl-, o- [(methylamino)-carbonyl]oxime (or) tirpate	P185	26419–73–8	H	6.1	5	2,500
Phenol, 3-methyl-5-(1-methylethyl)-, methyl carbamate (or) promecarb	P201	2631–37–0	H	6.1	9	2,500
M-cumenyl methylcarbamate (or) 3-isopropylphenyl n-methylcarbamate (or) phenol, 3-(1-methylethyl)-, methyl carbamate	P202	64–00–6	H	6.1	9	2,500
Aldicarb sulfone (or) propanal, 2-methyl-2-(methyl-sulfonyl)-, o-[(methylamino)carbonyl] oxime	P203	1646–88–4	H	6.1	9	2,500
Physostigmine (or) pyrrolo[2,3-b]indol-5-ol, 1,2,3,3a,8,8a-hexahydro-1,3a,8-trimethyl-methylcarbamate (ester), (3as-cis)-	P204	57–47–6	H	6.1	9	2,500
Zinc, bis(dimethylcarbamodithioato-s,s')-, (or) ziram	P205	137–30–4	H	6.1	9	2,500
Acetaldehyde	U001	75-07-0	I	3	5	2,500
Acetone	U002	67-64-1	I	3	19	2,500
Acetonitrile	U003	75-05-8	I,T	3	26	2,500
Acetophenone	U004	98-86-2	T	9	19	2,500
2-Acetylaminofluorene	U005	53-96-3	T	9	X	2,500
Acrylamide	U007	79-06-1	T	6.1	6	2,500
Acrylic Acid	U008	79-10-7	I	8	3,103	2,500
Acrylonitrile	U009	107-13-1	T	3	26,103	2,500
Mitomycin C	U010	50-07-7	T	9	X	2,500
Amitrole	U011	61-82-5	T	9	X	2,500
Aniline (I,T)	U012	62-53-3	I,T	6.1	7	2,500
Auramine (or) benzenamine, 4,4'-carbonimidoylbis[n,n-dimethyl-	U014	492-80-8	T	9	7	2,500
Azaserine	U015	115-02-6	T	9	X	2,500
Benz(c)acridine	U016	225-51-4	T	9	X	2,500
Benzal Chloride	U017	98-87-3	T	9	17	2,500
Benz(a)athracene	U018	56-55-3	T	9	16	2,500
Benzene	U019	71-43-2	I,T	3	16	2,500
Benzenesulfonic acid chloride (c,r) (or) benzenesulfonyl chloride (c,r)	U020	98-09-9	C,R	3,8	17	2,500

TABLE A-3. LIST OF PREVIOUSLY PERMITTED HAZARDOUS WASTES, IDENTIFICATIONS, AND HAZARD CLASSIFICATIONS FOR PERMA-FIX OF SOUTH GEORGIA, INC., VALDOSTA, GEORGIA

Waste Description	Hazardous Waste Code	CAS Registry Number	EPA Hazard Code	DOT Hazard Class	Reactivity Group Number	Estimated Annual Quantity (gallons)
Benzidine	U021	62-53-3	T	6.1	7	2,500
Benzo(a)pyrene	U022	50-32-8	T	9	16	2,500
Benzene, (trichloromethyl)- (or) benzotrichloride (c,r,t)	U023	98-07-7	C,R,T	8	17	2,500
Dichloromethoxy ethane	U024	111-91-1	T	9	17	2,500
Dichloroethyl ether	U025	111-44-4	T	9	14,17	2,500
Chlornaphazine	U026	494-03-1	T	9	X	2,500
Dichloroisopropyl ether	U027	108-60-1	T	6.1	14	2,500
Diethylhexyl Phthalate	U028	117-81-7	T	9	X	2,500
Methyl Bromide	U029	74-83-9	T	2.3	17	2,500
4-Bromophenyl phenyl ether	U030	101-55-3	T	9	14	2,500
n-Butyl Alcohol	U031	71-36-3	I	3	4	2,500
Calcium Chromate	U032	13765-19-0	T	9	24	2,500
Chloral	U034	75-87-6	T	6.1	5,17	2,500
Chlorambucil	U035	305-03-3	T	9	X	2,500
Chlordane, alpha & gamma isomers	U036	57-74-9	T	9	17	2,500
Chlorobenzene	U037	108-90-7	T	3	17	2,500
Chlorobenzilate	U038	510-15-6	T	9	X	2,500
p-Chloro-m-cresol	U039	59-50-7	T	6.1	17,31	2,500
Epichlorohydrin	U041	106-89-8	T	6.1	17,34	2,500
2-Chloroethyl vinyl ether	U042	110-75-8	T	9	17,14	2,500
Ethene, chloro- (or) vinyl chloride	U043	75-01-4	T	2.1	17	2,500
Chloroform	U044	67-66-3	T	6.1	17	2,500
Methyl Chloride	U045	74-87-3	I,T	2.1	17	2,500
Chloromethyl methyl ether	U046	107-30-2	T	3	14,17	2,500
beta-Chloronaphthalene	U047	91-58-7	T	9	17	2,500
o-Chlorophenol	U048	95-57-8	T	6.1	31	2,500
4-Chloro-o-toluidine, hydrochloride	U049	3165-93-3	T	6.1	17	2,500
Chrysene	U050	218-01-9	T	9	16	2,500
Creosote	U051		T	9	31	2,500
Cresol	U052	1319-77-3	T	6.1	31	2,500
Crotonaldehyde	U053	4170-30-3	T	3	5	2,500
Cumene	U055	98-82-8	I	9	14,16,17	2,500
Cyclohexane	U056	110-82-7	I	3	29	2,500
Cyclohexanone	U057	108-94-1	I	3	19	2,500
Cyclophosphamide	U058	50-18-0	T	9	6	2,500
Daunomycin	U059	20830-81-3	T	9	X	2,500
DDD	U060	72-54-8	T	9	17	2,500
DDT	U061	50-29-3	T	9	17	2,500
Diallate	U062	2303-16-4	T	9	X	2,500
Dibenz(a,h)anthracene	U063	53-70-3	T	9	16	2,500
Dibenzo(a,i)pyrene	U064	189-55-9	T	9	16	2,500
1,2-Dibromo-3-chloropropane	U066	96-12-8	T	6.1	17	2,500
Ethane, 1,2-dibromo-	U067	106-93-4	T	6.1	17	2,500
Methylene Bromide	U068	74-95-3	T	6.1	17	2,500
Dibutyl phthalate	U069	84-74-2	T	9	13	2,500
o-Dichlorobenzene	U070	95-50-1	T	6.1	17	2,500
m-Dichlorobenzene	U071	541-73-1	T	9	17	2,500
p-Dichlorobenzene	U072	106-46-7	T	6.1	17	2,500
3,3-Dichlorobenzidine	U073	91-94-1	T	9	7,17	2,500
1,4-Dichloro-2-butene	U074	764-41-0	I,T	9	17	2,500
Dichlorodifluoromethane (or) methane, dichlorodifluoro-	U075	75-71-8	T	2.2	17	2,500
Ethane, 1,1-dichloro-	U076	75-34-3	T	3	17	2,500
Ethane, 1,2-dichloro-	U077	107-06-2	T	3	17	2,500
1,1-Dichloroethylene	U078	75-35-4	T	9	17	2,500
1,2-Dichloroethylene	U079	156-60-5	T	9	17	2,500
Methylene Chloride	U080	75-09-2	T	6.1	17	30,000
2,4-Dichlorophenol	U081	120-83-2	T	9	17,31	2,500
2,6-Dichlorophenol	U082	87-65-0	T	9	17,31	2,500
Propylene dichloride	U083	78-87-5	T	3	17	2,500
1,3-Dichloropropene	U084	542-75-6	T	3	17	2,500
1,2:3,4-Diepoxybutane	U085	1464-53-5	I,T	9	X	2,500
N,N'-Diethylhydrazine	U086	1615-80-1	T	9	8	2,500

TABLE A-3. LIST OF PREVIOUSLY PERMITTED HAZARDOUS WASTES, IDENTIFICATIONS, AND HAZARD CLASSIFICATIONS FOR PERMA-FIX OF SOUTH GEORGIA, INC., VALDOSTA, GEORGIA

Waste Description	Hazardous Waste Code	CAS Registry Number	EPA Hazard Code	DOT Hazard Class	Reactivity Group Number	Estimated Annual Quantity (gallons)
O,O-Diethyl S-methyl dithiophosphate	U087	3288-58-2	T	9	32	2,500
Diethyl phthalate	U088	84-66-2	T	9	13	2,500
Diethylstilbesterol	U089	56-53-1	T	9	X	2,500
Dihydrosafrole	U090	94-58-6	T	9	X	2,500
3,3'-Dimethoxybenzidine	U091	119-90-4	T	9	*	2,500
Dimethylamine	U092	124-40-3	I	2.1,3	7	2,500
p-Dimethylaminoazobenzene	U093	60-11-7	T	9	7,8	2,500
7,12-Dimethylbenz(a)anthracene	U094	57-97-6	T	9	X	2,500
3,3'-Dimethylbenzidine	U095	119-93-7	T	9	X	2,500
Dimethylcarbamoyl Chloride	U097	79-44-7	T	8	X	2,500
1,1-Dimethylhydrazine	U098	57-14-7	T	3,6.1	8	2,500
1,2-Dimethylhydrazine	U099	540-73-8	T	3,6.1	8	2,500
2,4-Dimethylphenol	U101	105-67-9	T	9	31	2,500
Dimethyl phthalate	U102	131-11-3	T	9	X	2,500
Dimethyl Sulfate	U103	77-78-1	T	6.1	14	2,500
2,4-Dinitrotoluene	U105	121-14-2	T	6.1	27	2,500
2,6-Dinitrotoluene	U106	606-20-2	T	6.1	27	2,500
Di-n-Octyl phthalate	U107	117-84-0	T	9	X	2,500
1,4-Dioxane	U108	123-91-1	T	3	14	2,500
1,2-Diphenylhydrazine	U109	122-66-7	T	9	8	2,500
Dypropylamine	U110	142-84-7	I	3	7	2,500
Di-n-propylnitrosoamine	U111	621-64-7	T	9	7,27	2,500
Ethyl acetate	U112	141-78-6	I	3	13	2,500
Ethyl acrylate	U113	140-88-5	I	3	13,103	2,500
Ethylenebisdithiocarbamic acid, salts & esters	U114	111-54-6	T	9	9	2,500
Ethylene Oxide	U115	75-21-8	I,T	2.3	34,103	2,500
Ethylenethiourea	U116	96-45-7	T	9	12	2,500
Ethyl Ether	U117	60-29-7	I	3	14,17	2,500
Ethyl methacrylate	U118	97-63-2	T	3	13	2,500
Ethyl methanesulfonate	U119	62-50-0	T	9	13	2,500
Fluoranthene	U120	206-44-0	T	9	16	2,500
Trichloromonofluoromethane	U121	75-69-4	T	9	17	30,000
Formaldehyde	U122	50-0-0	T	3,9	5	2,500
Formic acid	U123	64-18-6	C,T	8	3	2,500
Furan	U124	110-00-9	I	3	14	2,500
Furfural	U125	98-01-1	I	3	5	2,500
Glycidylaldehyde	U126	765-34-4	T	3	5	2,500
Hexachlorobenzene	U127	118-74-1	T	6.1	17	2,500
Hexachlorobutadiene	U128	87-68-3	T	6.1	17	2,500
Lindane	U129	58-89-9	T	9	17	2,500
Hexachlorocyclopentadiene	U130	77-47-4	T	6.1	*	2,500
Hexachloroethane	U131	67-72-1	T	9	17	2,500
Hexachlorophene	U132	70-30-4	T	6.1	17	2,500
Hydrazine (r,t)	U133	302-01-2	R,T	3,6.1,8	8,10,105	2,500
Hydrofluoric Acid	U134	7664-39-3	C,T	8	1,15	2,500
Hydrogen sulfide (or) hydrogen sulfide h2s	U135	7783-06-4	T	2.3,2.1	33	2,500
Cacodylic Acid	U136	75-60-5	T	6.1		2,500
Indeno[1,2,3-cd]pyrene	U137	193-39-5	T	9	X	2,500
Methyl iodide	U138	74-88-4	T	6.1	17	2,500
Isobutyl Alcohol	U140	78-83-1	I,T	3	4	2,500
Isosafrole	U141	120-58-1	T	9	X	2,500
Kepone	U142	143-50-0	T	9	17,19	2,500
Lasiocarpine	U143	303-34-4	T	9	13	2,500
Lead acetate	U144	301-04-2	T	6.1	24	2,500
Lead phosphate	U145	7446-27-7	T	9	24	2,500
Lead subacetate	U146	1335-32-6	T	9	24	2,500
Maleic anhydride	U147	108-31-6	T	8	3	2,500
Maleic hydrazide	U148	123-33-1	T	9	8	2,500
Malononitrile	U149	109-77-3	T	6.1	26	2,500
Melphalan	U150	148-82-3	T	9	X	2,500
Mercury	U151	7439-97-6	T	8	24	2,500
Methacrylonitrile	U152	126-98-7	I,T	3	26	2,500

TABLE A-3. LIST OF PREVIOUSLY PERMITTED HAZARDOUS WASTES, IDENTIFICATIONS, AND HAZARD CLASSIFICATIONS FOR PERMA-FIX OF SOUTH GEORGIA, INC., VALDOSTA, GEORGIA

Waste Description	Hazardous Waste Code	CAS Registry Number	EPA Hazard Code	DOT Hazard Class	Reactivity Group Number	Estimated Annual Quantity (gallons)
Methanethiol (i,t) (or) thiomethanol (i,t)	U153	74-93-1	I,T	2.3,2.1	20	2,500
Methanol	U154	67-56-1	I	3	4	30,000
Methapyrilene	U155	91-80-5	T	9	X	2,500
Methyl Chlorocarbonate	U156	79-22-1	I,T	6.1	13,17	2,500
3-Methylcholanthrene	U157	56-49-5	T	9	17	2,500
4,4'-Methylenebis(2-Chloraniline)	U158	101-14-4	T	9	7,17	2,500
Methyl Ethyl Ketone	U159	78-93-3	I,T	3	19	30,000
2-butanone, peroxide (r,t) (or) methyl ethyl ketone peroxide (r,t)	U160	1338-23-4	R,T	5.2	19,30	2,500
Methyl Isobutyl Ketone	U161	108-10-1	I	3	19	2,500
Methyl methacrylate	U162	80-62-6	I,T	3	13,103	2,500
Guanidine, n-methyl-n'-nitro-n-nitroso- (or) mnng	U163	70-25-7	T	9	27	2,500
Methylthiouracil	U164	56-04-2	T	9	X	2,500
Naphthalene	U165	91-20-3	T	4.1	16	2,500
1,4-Naphthalenedione	U166	130-15-4	T	9	X	2,500
alpha-Naphthylamine	U167	134-32-7	T	6.1	7	2,500
beta-Naphthylamine	U168	91-59-8	T	6.1	7	2,500
Nitrobenzene	U169	98-95-3	I,T	6.1	27	2,500
p-Nitrophenol	U170	100-02-7	T	6.1	29,31	2,500
Nitropropane	U171	79-46-9	I,T	3	27	2,500
N-Nitrosodi-n-butylamine	U172	924-16-3	T	9	7,27	2,500
N-Nitrosodiethanolamine	U173	1116-54-7	T	9	7,27	2,500
N-Nitrododiethylamine	U174	55-18-5	T	9	7,27	2,500
N-Nitroso-N-ethylurea	U176	759-73-9	T	9	27	2,500
N-Nitroso-N-methylurea	U177	684-93-5	T	9	27	2,500
N-Nitroso-N-methylurethane	U178	615-53-2	T	9	27	2,500
N-Nitrosopiperidine	U179	100-75-4	T	9	27	2,500
N-Nitrosopyrrolidine	U180	930-55-2	T	9	27	2,500
5-Nitro-o-toluidine	U181	99-55-8	T	6.1	27	2,500
Paraldehyde	U182	123-63-7	T	3	5	2,500
Pentachlorobenzene	U183	608-93-5	T	9	17	2,500
Pentachloroethane	U184	76-01-7	T	6.1	17	2,500
Pentachloronitrobenzene	U185	82-68-8	T	9	17,27	2,500
1,3-Pentadiene	U186	504-60-9	I	9	28,103	2,500
Phenacetin	U187	62-44-2	T	9	X	2,500
Phenol	U188	108-95-2	T	6.1	31	2,500
Phosphorus sulfide (r) (or) sulfur phosphide (r)	U189	1314-80-3	R	4.1	33	2,500
Phthalic anhydride	U190	85-44-9	T	8	1	2,500
2-Picoline	U191	109-06-8	T	3	7	2,500
Pronamide	U192	23950-58-5	T	9	6	2,500
1,3-Propane sultone	U193	1120-71-4	T	9	X	2,500
n-Propylamine	U194	107-10-8	I,T	3	7	2,500
Pyridine	U196	110-86-1	T	3	7	2,500
p-Benzoquinone	U197	106-51-4	T	6.1	19	2,500
Reserpine	U200	50-55-5	T	9	X	2,500
Resorcinol	U201	108-46-3	T	6.1	31	2,500
Saccharin, & Salts	U202	81-07-2	T	9	X	2,500
Safrole	U203	94-59-7	T	9	14	2,500
Selenium dioxide	U204	7446-08-4	T	6.1	1,24	2,500
Zinc, bis(dimethylcarbamodithioato-s,s')-, (or) ziram	U205	7488-56-4	T	6.1	33	2,500
Streptozotocin	U206	18883-66-4	T	9	X	2,500
1,2,4,5-Tetrachlorobenzene	U207	95-94-3	T	9	17	2,500
1,1,1,2-Tetrachloroethane	U208	630-20-6	T	9	17	2,500
1,1,2,2-Tetrachloroethane	U209	79-34-5	T	9	17	2,500
Tetrachloroethylene	U210	127-18-4	T	6.1	17	2,500
Carbon Tetrachloride	U211	56-23-5	T	6.1	17	10,000
2,3,4,6-Tetrachlorophenol	U212	58-90-2	T	9	17,31	2,500
Tetrahydrofuran	U213	109-99-9	I	3	14	2,500
Thallium (I) acetate	U214	563-68-8	T	6.1	24	2,500
Thallium (I) carbonate	U215	6533-73-9	T	6.1	24	2,500
Thallium (I) chloride	U216	7791-12-0	T	6.1	24	2,500
Nitric acid, thallium(1+) salt (or) thallium(i) nitrate	U217	10102-45-1	T	6.1,5.1	24	2,500
Thioacetamide	U218	62-55-5	T	9	6	2,500

TABLE A-3. LIST OF PREVIOUSLY PERMITTED HAZARDOUS WASTES, IDENTIFICATIONS, AND HAZARD CLASSIFICATIONS FOR PERMA-FIX OF SOUTH GEORGIA, INC., VALDOSTA, GEORGIA

Waste Description	Hazardous Waste Code	CAS Registry Number	EPA Hazard Code	DOT Hazard Class	Reactivity Group Number	Estimated Annual Quantity (gallons)
Thiourea	U219	62-56-6	T	9	6,12	2,500
Toluene	U220	108-88-3	T	3	16	30,000
Toluenediamine	U221	25376-45-8	T	9	X	2,500
o-Toluidine hydrochloride	U222	636-21-5	T	9	X	2,500
Benzene, 1,3-diisocyanatomethyl- (r,t) (or) toluene diisocyanate (r,t)	U223	26471-62-5	R,T	6.1	18	2,500
Bromoform (or) methane, tribromo-	U225	75-25-2	T	6.1	17	2,500
Methyl Chloroform	U226	71-55-6	T	6.1	17	30,000
1,1,2-Trichloroethane	U227	79-00-5	T	9	17	30,000
Trichloroethylene	U228	79-01-6	T	6.1	17	30,000
2,4,5-Trichlorophenol	U230	95-95-4	H	9	17,31	2,500
2,4,6-Trichlorophenol	U231	88-06-2	H	9	17,31	2,500
2,4,5-T	U232	93-76-5	H	9	3,17	2,500
Silvex (2,4,5-TP)	U233	93-72-1	H	9	3,17	2,500
Tris(2,3-dibromopropyl)phosphate	U235	126-72-7	T	9	13	2,500
Trypan blue	U236	72-57-1	T	9	X	2,500
Uracil mustard	U237	66-75-1	T	9	X	2,500
Ethyl carbamate (urethane)	U238	51-79-6	T	9	9	2,500
Xylene	U239	1330-20-7	I	3	16	30,000
2,4-D salts & esters	U240	94-75-7	T	9	3,17	2,500
Pentachlorophenol	U242	87-86-5	H	9	17,31	2,500
1-Propene, 1,1,2,3,3,3-hexachloro-	U243	1888-71-7	T	9	17	2,500
Thiram	U244	137-26-8	T	9	12	2,500
Cyanogen Bromide	U246	506-68-3	T	6.1	11	2,500
Methoxychlor	U247	72-43-5	T	9	17	2,500
Warfarin & Salts	U248	81-81-2	T	9	X	2,500
Zinc phosphide zn3p2, when present at concentrations of 10% or less	U249	1314-84-7	T	6.1	24	2,500
o-Toluidine	U328	95-53-4	T	6.1	7	2,500
p-Toluidine	U353	106-49-0	T	6.1	7	2,500
Ethylene glycol monoethyl ether	U359	110-80-5	T	3	4,14	2,500
Sodium Dimethyl-Dithiocarbamate	U382	128-04-1	T	9	9	2500
Carbamic acid, [1,2-phenylenebis (iminocarbonothioyl)]bis-, dimethyl ester (or) thiophanate-methyl	U409	23564-05-8	T	9	9	2500
Ethanimidothioic acid, n,n'-[thiobis[(methylimino)carbonyloxy]]bis-, dimethyl ester (or) thiodicarb	U410	59669-26-0	T	9	9	2500
Phenol, 2-(1-methylethoxy)-, methylcarbamate (or) propoxur	U411	114-26-1	T	6.1	9	2500

FIGURES

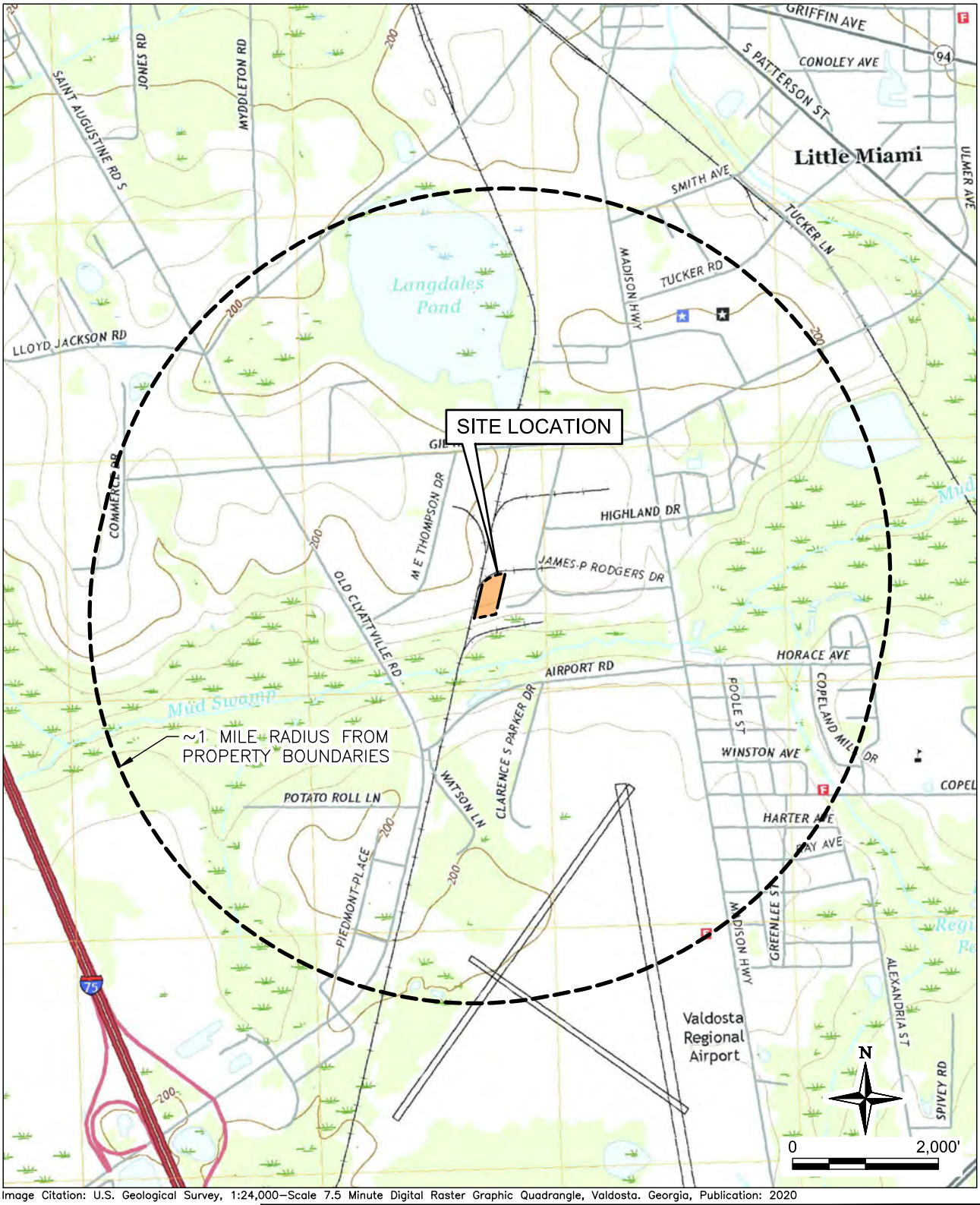

Image Citation: U.S. Geological Survey, 1:24,000–Scale 7.5 Minute Digital Raster Graphic Quadrangle, Valdosta. Georgia, Publication: 2020



QUADRANGLE LOCATION

GeoSouth
Environmental Solutions
10250 Old St Augustine Rd
Ste 15 PMB 333
Jacksonville, FL 32257
904.328.0585

Scale: 1"=2000' | 1/20/2025

FIGURE A-1

SITE LOCATION MAP

PERMA-FIX OF SOUTH GEORGIA, INC.
1612 JAMES P. RODGERS CIRCLE
VALDOSTA, GEORGIA 30601

VALDOSTA SOUTHERN RAILROAD

RDW

PERSONNEL GATE

CONCRETE PAVEMENT

UNIT 2
FORMER DRUM SAMPLING AND INSPECTION PAD (REMOVED 2014)

UNIT 3
FORMER DRUM STORAGE AND PROCESS AREA (REMOVED 2014)

BULK STORAGE TANK FARM

UNIT 4A

UNIT 4B
DRUM STORAGE AREA 3

SOLIDIFICATION AND STABILIZATION AREA

UNIT 7

UNIT 5
WASTE BULKING AND UNLOADING AREA

UNIT 6
DRUM STORAGE AND PROCESSING AREA 2

PROCESSING AREA "L"

ELEVATED LOADING DOCK

FUEL STORAGE

MAINTENANCE

WAREHOUSE AND OFFICES

GRASS AREA

PARKING LOT

GRAVEL PARKING

BOILER HOUSE

WITHDRAWAL WELL

ELECTRICAL AND MAINTENANCE

GUARD SHACK

SLIDING GATE

JAMES P. RODGERS CIRCLE

ST

DE

SS

W

EXPLANATION

- SUMP
- ROOF DRAIN
- UTILITY POST
- FIRE HYDRANT
- WATER METER
- WITHDRAWAL WELL
- DRAINAGE LINE
- WATER LINE
- OVERHEAD ELECTRICAL AND PHONE LINE
- SANITARY SEWER LINE
- PROPERTY BOUNDARY
- FENCE
- RIGHT-OF-WAY
- BUILDING OUTER WALL
- ROOF LINE
- ROAD/CURB AND GUTTER EDGE
- EXISTING STRUCTURE (REMOVED)
- OTHER EXISTING FEATURE
- VALDOSTA SOUTHERN RAILROAD
- 6" HIGH BERM
- HWMU — HAZARDOUS WASTE MANAGEMENT UNIT (IDENTIFIED WITH BOLD TEXT)
- POC — POINT OF COMPLIANCE

N

0 60'

GeoSouth Environmental Solutions
10250 Old St Augustine Rd
Ste 15 PMB 333
Jacksonville, FL 32257
904.328.0585

Scale: 1"=60' | 1/20/2025

FIGURE A-2

FACILITY SITE MAP WITH HWMUs

PERMA-FIX OF SOUTH GEORGIA, INC.
1612 JAMES P. RODGERS CIRCLE
VALDOSTA, GEORGIA 30601

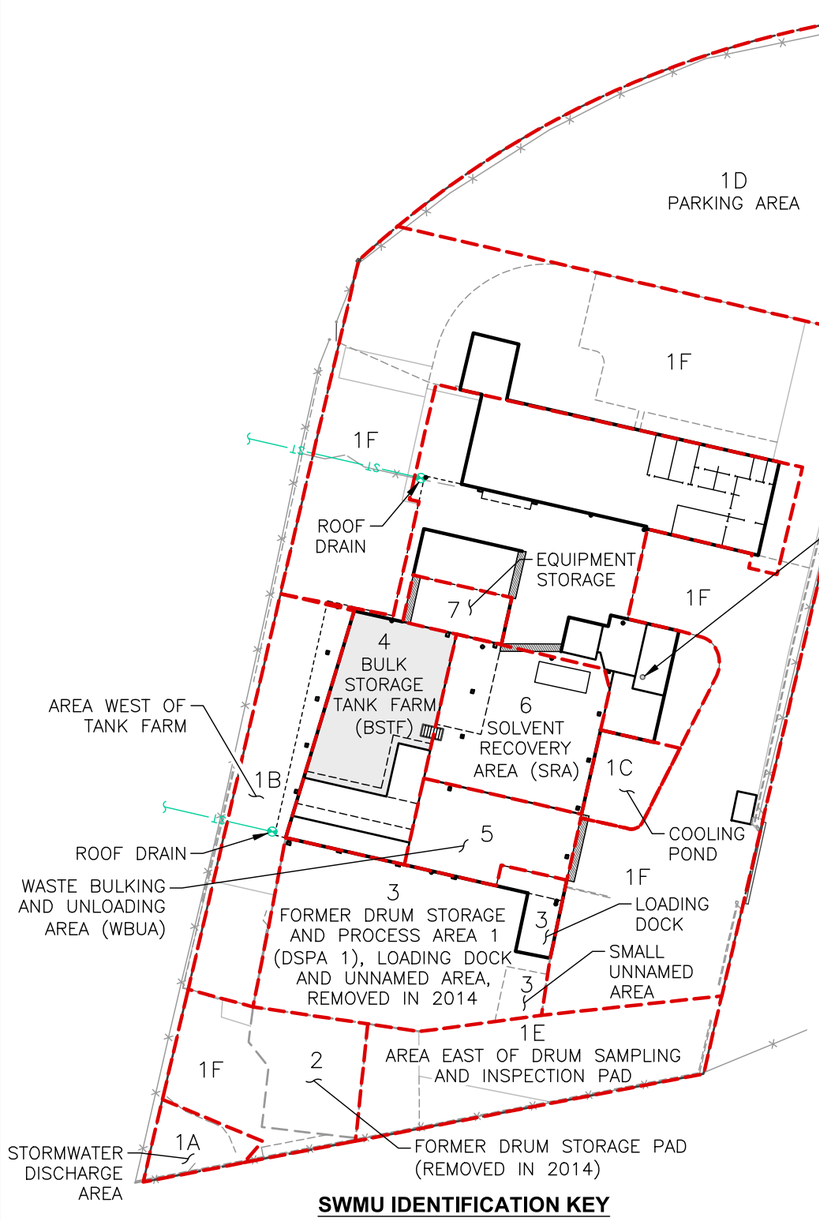

SWMU IDENTIFICATION KEY

SWMU NO.	SWMU DESCRIPTION	HWMU NO.	HWMU DESCRIPTION
1A	STORMWATER DISCHARGE AREA		NA
1B	AREA WEST OF TANK FARM		NA
1C	COOLING POND		NA
1D	PARKING AREA		NA
1E	AREA EAST OF FORMER DRUM SAMPLING AND INSPECTION PAD		NA
1F	PAVED AREAS NOT ASSOCIATED WITH 1A THROUGH 1E		NA
2	FORMER DRUM STORAGE PAD, REMOVED IN 2014	2	FORMER DRUM SAMPLING AND INSPECTION PAD (DSIP), REMOVED IN 2014
3	FORMER DRUM STORAGE AND PROCESS AREA 1 (DSPA 1), LOADING DOCK AND UNNAMED AREA, REMOVED IN 2014	3	FORMER DRUM STORAGE AND PROCESS AREA (DSPA 1), REMOVED IN 2014
4	BULK STORAGE TANK FARM (BSTF)	4A	BULK STORAGE TANK FARM (BSTF)
		4B	PROPOSED DRUM STORAGE AREA 3 (DSA 3)
5	WASTE BULKING AND UNLOADING AREA (WBUA)	5	WASTE BULKING AND UNLOADING AREA (WBUA) AND LOADING DOCK
6	SOLVENT RECOVERY AREA (SRA)	6	DRUM STORAGE AND PROCESS AREA 2 (DSPA 2)
7	EQUIPMENT STORAGE AND DECON AREA	7	SOLIDIFICATION AND STABILIZATION AREA (SSA)

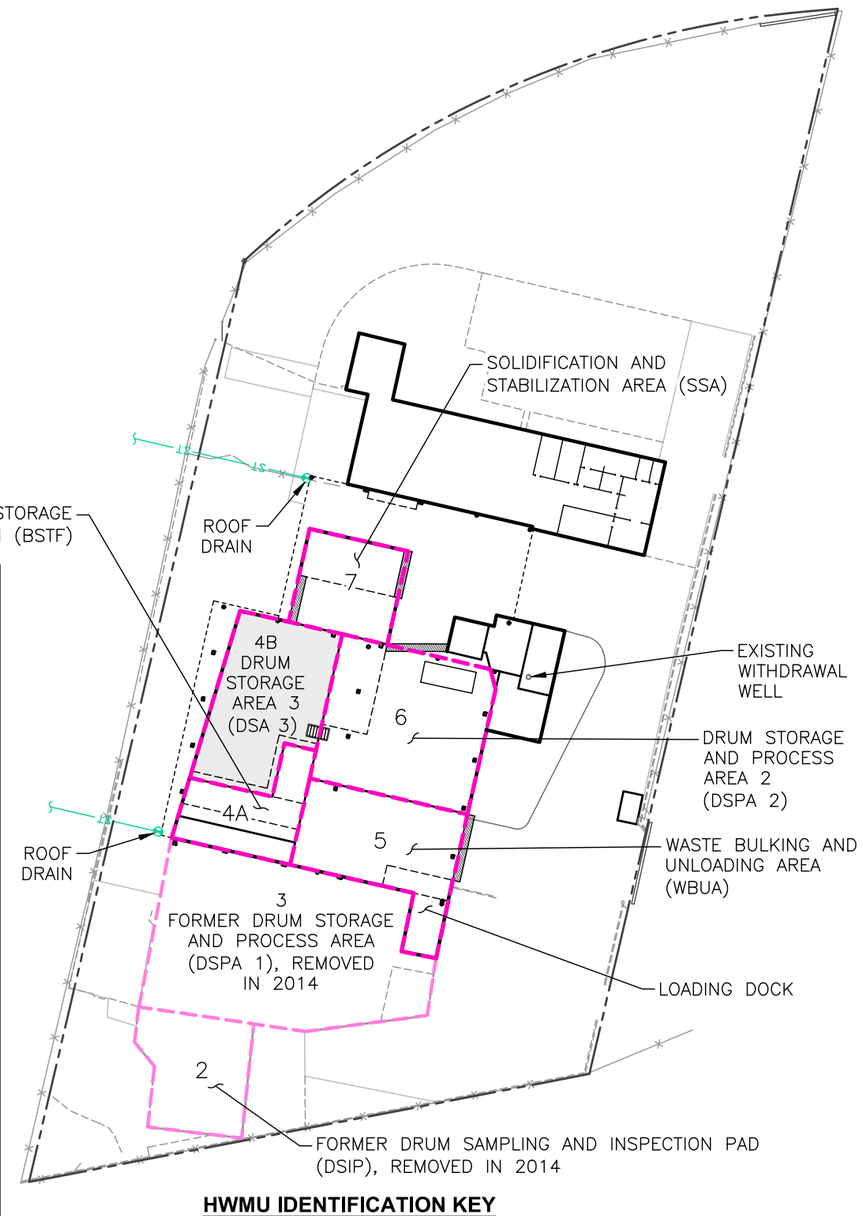

HWMU IDENTIFICATION KEY

EXPLANATION

- SOLID WASTE MANAGEMENT UNIT (SWMU)
- HAZARDOUS WASTE MANAGEMENT UNIT (HWMU)
- HWMU REMOVED IN 2014

N

0 80'

GeoSouth Environmental Solutions
10250 Old St Augustine Rd
Ste 15 PMB 333
Jacksonville, FL 32257
904.328.0585

Scale: 1"=80' | 1/20/2025

FIGURE A-3

SWMU/HWMU IDENTIFICATION KEY

PERMA-FIX OF SOUTH GEORGIA, INC.
1612 JAMES P. RODGERS CIRCLE
VALDOSTA, GEORGIA 30601

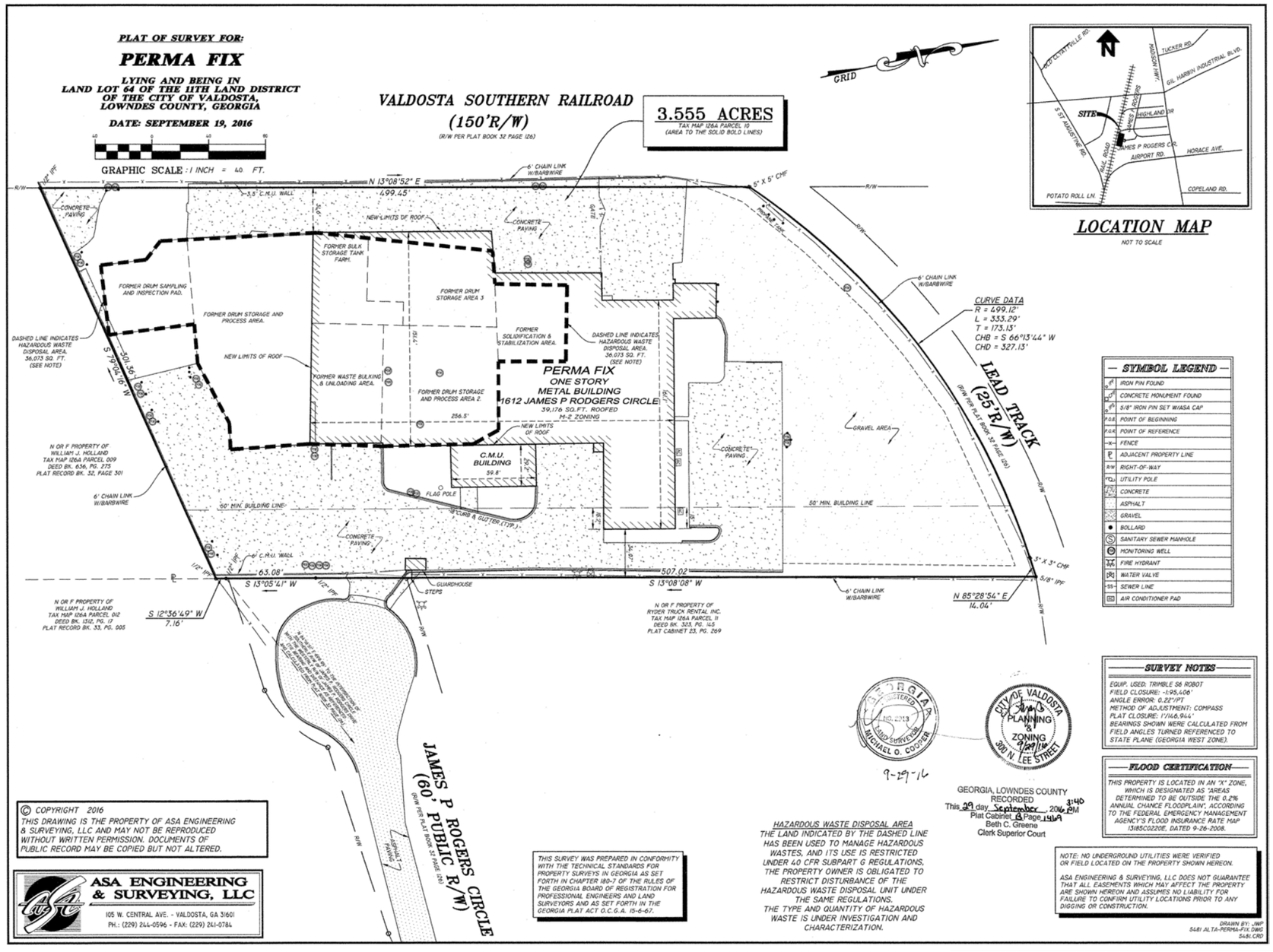

GeoSouth Environmental Solutions
10250 Old St Augustine Rd
Ste 15 PMB 333
Jacksonville, FL 32257
904.328.0585

1/20/2025

FIGURE A-4

FACILITY SURVEY MAP

PERMA-FIX OF SOUTH GEORGIA, INC.
1612 JAMES P. RODGERS CIRCLE
VALDOSTA, GEORGIA 30601

EXHIBIT

EXHIBIT A-1. FACILITY PHOTOGRAPHS
PERMA-FIX OF SOUTH GEORGIA, INC.
VALDOSTA, GEORGIA



DESCRIPTION: Aerial view of the facility. (2021)



DESCRIPTION: Permitted Waste Bulking and Unloading Area (HWMU 5) as viewed from the East side. (2022)

EXHIBIT A-1. FACILITY PHOTOGRAPHS
PERMA-FIX OF SOUTH GEORGIA, INC.
VALDOSTA, GEORGIA



DESCRIPTION: Permitted Bulk Storage Tank Farm (HWMU 4A). (2022)



DESCRIPTION: Drum Storage Area 3 (proposed HWMU 4B). (2022)

EXHIBIT A-1. FACILITY PHOTOGRAPHS
PERMA-FIX OF SOUTH GEORGIA, INC.
VALDOSTA, GEORGIA



DESCRIPTION: North parking lot on the North side of the Front Office. (2022)



DESCRIPTION: Front Office and visitor reception entrance. (2022)

EXHIBIT A-1. FACILITY PHOTOGRAPHS
PERMA-FIX OF SOUTH GEORGIA, INC.
VALDOSTA, GEORGIA



DESCRIPTION: Permitted Solidification and Stabilization Area (HWMU 7) as viewed from the West side. (2022)



DESCRIPTION: Permitted Drum Storage and Processing Area 2 (HWMU 6) as viewed from the West side. (2022)

EXHIBIT A-1. FACILITY PHOTOGRAPHS
PERMA-FIX OF SOUTH GEORGIA, INC.
VALDOSTA, GEORGIA



DESCRIPTION: Former DSPA 1 (HWMU 3 - foreground) and permitted Waste Bulking and Unloading Area (HWMU 5 - background); view from South. (2024)

EXHIBIT A-1. FACILITY PHOTOGRAPHS
PERMA-FIX OF SOUTH GEORGIA, INC.
VALDOSTA, GEORGIA



DESCRIPTION: Parking area and closed DSIA (HWMU 2) in the South side of the facility. (2022)



DESCRIPTION: West side of the permitted Bulk Storage Tank Farm (HWMU 4A) and Drum Storage Area 3 (proposed HWMU 4B). (2022)

PART B APPLICATION

PERMA-FIX OF SOUTH GEORGIA, INC.

1612 JAMES P. RODGERS CIRCLE

VALDOSTA, GA 31601

EPA ID No. GAD093380814

GDNR HW Facility Permit No. HW-020(D)

April 4, 2025

Revised December 17, 2025

PREPARED FOR:

Perma-Fix Environmental Services, Inc.
8302 Dunwoody Place, Suite 250, Atlanta, GA 30350

PREPARED BY:

GeoSouth Environmental Solutions, LLC
11250 Old St. Augustine Rd., Suite 15 PMB 333, Jacksonville, FL 32257

Table of Contents

B.1 GENERAL DESCRIPTION [40 CFR 270.14(B)(1)] B-3
B.1.1 Hazardous Waste Management Unit 3 - Drum Storage and Process Area 1 ..... B-6
B.1.2 Hazardous Waste Management Unit 4A - Bulk Storage Tank Farm B-6
B.1.3 Hazardous Waste Management Unit 5 - Waste Bulking and Unloading Area AND DRUM INSPECTION and SAMPLING AREA B-6
B.1.4 Hazardous Waste Management Unit 6 - Drum Storage and Process Area 2 ..... B-8
B.1.4.1 Container Consolidation Process (Proposed Process) B-9
B.1.4.2 Loose Pack Consolidation (Proposed Process) B-9
B.1.5 Hazardous Waste Management Unit 4B - Drum Storage Area 3 (Proposed) B-9
B.1.6 Hazardous Waste Management Unit 7 - Solidification and Stabilization Area B-10
B.1.6.1 Non-hazardous Wastes B-10

B.2 TOPOGRAPHIC MAP [40 CFR 270.14(B)(19)] B-10
B.2.1 General Requirements B-11
B.2.2 Additional Topographic Requirements for Land Storage, Treatment, and Disposal Facilities B-15

B.3 FACILITY LOCATION INFORMATION [40 CFR 270.14(B)(11) AND 264.18] B-15
B.3.1 Seismic Requirements B-15
B.3.2 Floodplain Requirements B-16
B.3.2.1 Demonstration of Compliance B-16
B.3.2.1.1 Flood Proofing and Flood Protection B-16
B.3.2.1.2 Flood Plain B-16
B.3.2.2 Plan for Future Compliance with Flood Plain Standard B-16
B.3.2.3 Waiver for Land Storage and Disposal Facilities (Existing Facilities Only) B-16

B.4 TRAFFIC INFORMATION [40 CFR 270.14(B)(10)] B-16

List of Tables

B-1. Proposed Hazardous Waste Management Processes and Activities

B-2. Summary of Wind Speed and Direction Data

List of Figures

B-1. Facility Site Map

B-2. BSTF Process Flow

B-3. SWMU/HWMU Identification Key

B-4. Site Location Map

B-4A. Topographic Facility Site Map

B-5. Land Use, Surface Waters, and 100-Year Flood Plain Map

B-6. Zoning Map

B-7. Wind Rose Information

List of Exhibits

B-1. Zoning Code Key

B. FACILITY DESCRIPTION

This section provides a general description of the PFSG facility, in accordance with 40 CFR 264.18, Appendix VI to Part 264, 270.14(b)(1), 270.14(b)(10), 270.14(b)(11), and 270.14(b)(19).

B.1 GENERAL DESCRIPTION [40 CFR 270.14(b)(1)]

In accordance with 40 CFR 270.14(b)(1), this section presents a general description of the PFSG facility located in Valdosta, Georgia. The facility is a former hazardous waste management facility and is currently managed under RCRA Post-Closure Permit HW-020(D), including a Post-Closure Care Plan (PCCP) submitted on April 13, 2022, via a Class 3 Permit Modification that was approval by the GEPD on February 13, 2023.

PFSG is in the Azalea City Industrial Park, which is found west of Madison Highway (Georgia State Highway 31) and north of the Valdosta Municipal Airport in the City of Valdosta, Georgia. The facility's physical address is:

Perma-Fix of South Georgia, Inc.
1612 James P. Rodgers Circle
Valdosta, GA 31601

The primary facility contact responsible for facility operations is:

Mr. Kevin Schmuggerrow
Vice President, Industrial Business
Perma-Fix of South Georgia, Inc.
8302 Dunwoody Place, Suite 250
Atlanta, GA 30350

During operation, PFSG was a permitted treatment and storage facility that primarily produced blended supplemental fuels from ignitable and other compatible hazardous wastes. PFSG has historically served a wide variety of small to mid-size manufacturing and industrial clients. Review of the types of wastes previously received indicated that no single Standard Industrial Code (SIC) represented more than 15-20% of the PFSG client list. Representative manufacturing industries historically serviced (and proposed for resumed servicing by PFSG are listed below by SIC.

- 5599 Automobile Dealers, Not Elsewhere Classified
- 2511 Wood Household Furniture Except Upholstered
- 2869 Industrial Organic Chemical, Not Elsewhere Classified.

Wastes received at the facility were shipped off site in the form of liquid hazardous waste fuel, waste shipments to other permitted hazardous waste treatment storage and disposal facilities, or as non-hazardous waste after treatment through solidification/stabilization. No final disposal of hazardous wastes was permitted at PFSG. The following HWMUs were present at the facility during operation:

- Drum Sampling and Inspection Pad (DSIP), permanently closed and former infrastructure removed;
- Drum Storage and Process Area 1 (DSPA 1), permanently closed and former infrastructure removed;
- Bulk Storage Tank Farm (BSTF), currently closed, structurally intact;
- Waste Bulking and Unloading Area (WBUA), currently closed, structurally intact;
- Drum Storage and Process Area 2 (DSPA 2), currently closed, structurally intact;
- Solidification / Stabilization Area (SSA), currently closed, structurally intact;

On August 14, 2013, a fire damaged operational areas in the southern portion of the facility and required the RCRA closure of two HWMUs identified as the DSID and DSPA 1. Aboveground storage tanks in the BSTF were removed as part of emergency response and partial closure efforts. Closure of the DSIP, and DSPA 1 was completed and reported to the GEPD in May 2014. Soil testing of the area beneath the BSTF was completed and reported to the GEPD in September 2015. Voluntary closure activities for the WBUA, DSPA 2, and the SSA were completed and reported to the GEPD in April 2016. Also, in April 2016, sub-slab soil sampling results were reported to complete the requirements of the closure plan. PFSG continues to perform groundwater monitoring activities and seeks to reinstate hazardous waste storage operations as part of this Modification.

Prior to the fire and closure, PFSG operated six separate permitted hazardous waste management units, numbered 2 through 7. This permit proposes to reinstate the four structurally intact HWMUs (BSTF, DSPA2, WBUA, and SSA) and add one additional HWMU (Drum Storage Area 3 [DSA 3]) to the facility. The following table lists the closed HWMUs and the HWMUs to be reinstated/added.

CLOSED AND REINSTATED HAZARDOUS WASTE MANAGEMENT UNITS

Closed HWMUs	HWMUs and HWMU Unit # to Reinstate
BSTF Unit 4 **(soil testing completed in 2015)**	**REINSTATE**: BSTF as Unit 4A in original location
WBUA Unit 5 **(closed in 2016)**	**REINSTATE**: WBUA Unit 5 in original location with a portion to accommodate use as a new Drum Sampling and Inspection Area

CLOSED AND REINSTATED HAZARDOUS WASTE MANAGEMENT UNITS

Closed HWMUs	HWMUs and HWMU Unit # to Reinstate
DSPA 2 Unit 6 **(closed in 2016)**	**REINSTATE**: DSPA 2 Unit 6 in original location
DSA 3 (constructed but not previously permitted)	**PERMIT FOR USE:** DSA 3 as Unit 4B
SSA Unit 7 **(closed in 2016)**	**REINSTATE:** SSA Unit 7 in original location

The location of each HWMU to be reinstated/added is identified on the Facility Site Map in Figure B-1. The features shown on the facility site map will be discussed in more detail on the following pages.

Concrete block walls and a chain-link security fence topped with three strands of barbed wire surround the facility. The facility entrance is secured with an electronically operated gate and is monitored by remote television cameras.

All HWMUs proposed for reinstatement are located in the area south of the warehouse, as shown on Figure B-1. Roof repairs will be completed to restore coverage over the entire HWMU to reduce the accumulation of precipitation in the waste management areas. Existing concrete walls and berms prevent precipitation from running into the hazardous waste management areas. The areas outside of the roof are sloped to direct rainfall run-off away from entrances to HWMUs.

Eight-inch reinforced concrete pavement covers the vehicle traffic areas on the south, east, and north sides of the hazardous waste management areas.

The administrative offices and personnel support facilities are located in the general storage warehouse adjacent to the north side of the HWMUs. The warehouse will also include a storage area, facility maintenance shop, and spill response and control supplies.

The area north of the warehouse (encompassing approximately one-third of the site) features a paved employee parking area and a large gravel parking lot for storage of transportation equipment. A movable gate will be installed at the northern boundary of the property to provide access to the adjacent railroad siding to facilitate delivery and shipping of intermodal containers via staged rail cars. Trailers used for 10-day transfer of wastes and trailers holding universal wastes regulated under 40 CFR 273 will also be staged at the gravel parking lot. Universal wastes managed pursuant to 40 CFR 273 are exempt from RCRA permitting requirements according to 40 CFR 270.1(c)(2)(viii).

A detailed discussion of the construction of each hazardous waste management is presented in Section D. Table B-1 summarizes the hazardous waste management processes and activities proposed for each area.

B.1.1 HAZARDOUS WASTE MANAGEMENT UNIT 3 - DRUM STORAGE AND PROCESS AREA 1

The DSPA 1 was permanently closed and capped in 2014. It will not be reinstated.

B.1.2 HAZARDOUS WASTE MANAGEMENT UNIT 4A - BULK STORAGE TANK FARM

The BSTF is located immediately west of the WBUA (Figure B-1). The BSTF area will contain four (4) hazardous waste bulk storage tanks with an aggregate capacity of 80,000 gallons. There will be no treatment processes conducted in the BSTF.

The BSTF consists of a concrete slab surrounded by a 38-inch high, 8-inch-wide reinforced solid concrete block wall. The entire tank farm will be covered with a roof to shade the area from the sun and minimize accumulation of precipitation. Photographs of this area are presented in Exhibit A-1.

An aboveground piping system will be provided to pump liquids directly from a drum pumping station in the DSPA 2 or WBUA to the BSTF. The hazardous waste storage tanks in the BSTF will include four, 20,000-gallon capacity elevated steel storage tanks each measuring approximately 10.5 feet in diameter. The four tanks will be used to store hazardous waste fuels. Each of these tanks will be fitted with a recirculation system to keep waste solids in suspension.

A process flow diagram of the tank farm piping system is shown in Figure B-2. Tank farm liquid containment capacity is greater than the largest tank capacity (i.e., 20,000 gallons) within the containment.

Solids generated from the tank farm will be periodically removed from the tanks. Blendable and non-blendable solids will be shipped to an off-site hazardous waste treatment, storage, or disposal facility.

B.1.3 HAZARDOUS WASTE MANAGEMENT UNIT 5 - WASTE BULKING AND UNLOADING AREA (INCLUDING DRUM SAMPLING AND INSPECTION AREA)

The WBUA (including the DSIA) is located immediately south of the DSPA 2 and east of the BSTF (Figure B-1). This area will be used to park trailers for unloading waste and loading blended fuel or bulking solids. This area will also be used for receiving containers of non-bulk waste. The operations in this area will consist of consolidating waste in bulk transport containers and of loading or unloading waste in tank trailers (tankers). Two tankers will be able to be loaded or unloaded simultaneously, or waste may be bulked in two bulk transport containers while one

tanker is being loaded or unloaded in this area at the same time. The secondary containment capacity does not include the capacity of the portable filters, which is 20 gallons. The volume of waste is not included in any calculation of total facility storage capacity because the filters will be emptied after every use. Because the filters will only be used in conjunction with other permitted processes at the facility, the volume of waste in the filters during liquid transfer operations is already considered as part of the permitted capacity of the area where they will be used.

The WBUA (including the DSIA) consists of an 8-inch to 10-inch reinforced concrete slab surrounded on three sides by 38-inch high, 8-inch wide, reinforced, solid concrete block walls. The fourth side (east) is open to allow access to trailers. A 6-inch-high concrete roll-over berm separates the WBUA from the DSIA. The DSIA is sloped away from the berm to prevent rainfall runoff from entering this area. This area measures approximately 86 feet (ft) by 47 ft and will be covered with a roof to shade the area from the sun and minimize accumulation of precipitation. The slab is designed to slope to the southwest corner of the area to a liquids collection sump.
The WBUA will accommodate up to three, 6,000-gallon bulk transport containers or tank trailers at any given time. Trailers will be unloaded and loaded using portable pumps and filters and flexible hoses. Figure B-2 identifies connections to the tank farm piping system for transferring liquids between the BSTF and the WBUA.

In addition to the tanker loading and unloading operations, the WBUA will also be used to conduct the waste bulking process. PFSG will be bulking and/or transferring up to 18,000 gallons of solid hazardous waste into three bulk containers located in the WBUA. Waste bulking is a batch operation where up to 50 containers at a time of non-processible compatible solids would be transferred from DSPA 2 to the WBUA. These containers will be mechanically and manually emptied into the bulk container by use of a forklift with a drum-turning device.

Absorbent material, such as coal fly ash, sawdust, or diatomaceous earth, will be added to the bulk container as necessary to absorb any free liquid that may accumulate as the waste is transferred. The bulk container will be shipped to an appropriate hazardous waste treatment facility once it is full. Bulking of waste liquids may also take place in this area, where waste will be pumped into the bulk containers from tanks or small size containers.

The DSIP is located within the western portion of WBUA. A loading dock for receipt of drums is located at the nearby Elevated Loading Dock (Figure B-1). Photographs of this area are provided in Exhibit A-1.

The WBUA (including the DSIA) will have an aggregate capacity of 25,920 gallons of waste. The storage capacity being proposed would be used for storage of non-ignitable and non-reactive wastes. Any incompatible wastes will be segregated by placing such containers in an overpack or by providing separate containment pallets that can store up to four 55-gallon containers (or other Department of Transportation [DOT] approved containers) with an individual containment capacity of at least 55 gallons. Containers of non-bulk waste delivered to the facility will

be off-loaded and staged until analytical verification of the waste characteristics is completed and PFSG management has determined how the containers will be processed. Containers will be stored on pallets, with a maximum of four (4) 55-gallon containers (or other DOT approved containers) to a pallet, and the pallets will be able to be stacked two high. Containers of waste to be processed at the facility will be transferred to the appropriate process area using forklifts.

PFSG plans to use the remainder of the area as a general non-hazardous storage area for drum handling equipment (forklifts, drum carts, and dollies) and pallets.

B.1.4 HAZARDOUS WASTE MANAGEMENT UNIT 6 - DRUM STORAGE AND PROCESS AREA 2

The DSPA 2 is located immediately east of the DSA 3 and north of the WBUA (Figure B-1). This Modification proposes to reinstate 40,920 gallons of waste storage in this area.

DSPA 2 consists of an 8-inch to 10-inch-thick reinforced concrete slab (consisting of two separate slabs as described in Section D) surrounded on three sides by a 38-inch high, 8-inch wide, reinforced, solid concrete block walls. The fourth side (north) is open to allow access to traffic. A 6-inch-high concrete rollover berm separates this area from the vehicle traffic area immediately to the north. This traffic area is sloped away from the berm to prevent precipitation from entering the area. This area measures approximately 80 ft by 85 ft and will be covered by a roof to shade the area from the sun and minimize accumulation of precipitation. The slab is designed to slope to the southwest corner of the area to a liquids collection sump. Photographs of the area are presented in Exhibit A-1. All containers will be stored on pallets to prevent contact with spilled liquids. The floor plan for this area is discussed in Section D.

Several waste treatment processes will be conducted in DSPA 2. These processes include container consolidation, solids removal, and loose pack consolidation.

Liquid waste will be pumped directly to the BSTF. Non-processable, non-compatible solids will remain in DSPA 2 or moved to other permitted container storage area within the facility until transportation to an alternate hazardous waste treatment facility can be arranged. Partial drums of compatible solid waste will be consolidated to minimize the number of drums shipped off-site. Containers of processable, compatible waste solids may be transferred to the WBUA where the waste will be removed and placed into bulk containers. The waste bulking process is described under HWMU 5 (Section B.13). Consolidation processes are described below.

B.1.4.1 CONTAINER CONSOLIDATION PROCESS (PROPOSED PROCESS)

Container consolidation is proposed to be conducted in the DSPA 2. This process will take place only in waste containers and has no internal storage capacity. Drums containing both liquids and non-processable solids will be consolidated by first pumping off the liquid portion of the waste at the drum pumping station in Processing Area L (depicted on Figure B-1). The partially full containers of non-processable solids will then be transferred to a clear area of DSPA 2 where they will be opened and consolidated into the fewest number of full containers. Material transfer will be conducted using a forklift with a drum-turning device and/or manual tools. After consolidation is completed, the drums will be retained in storage in the DSPA 2 or staged in the DSA 3 until shipment to an off-site hazardous waste facility can be arranged.

B.1.4.2 LOOSE PACK CONSOLIDATION (PROPOSED PROCESS)

Loose Pack consolidation is proposed to be conducted in DSPA 2. This process will take place in waste containers and has no internal storage capacity. Pouring off the liquids and removing the residue manually can consolidate the inner loose pack containers. When full, consolidation drums will be sampled for determining disposal options. Most of these drums will enter the container consolidation process; others will be put into storage until transportation to an appropriate hazardous waste facility can be arranged.

B.1.5 HAZARDOUS WASTE MANAGEMENT UNIT 4B - DRUM STORAGE AREA 3 (PROPOSED)

DSA 3 is located immediately north of the BSTF and west of the DSPA 2 (Figure B-1). PFSG proposes to use this area for storage of containerized wastes. This Modification proposes to add 45,760 gallons of hazardous waste storage capacity in this area.

DSA 3 consists of an 8-inch to 10-inch-thick reinforced concrete slab (consisting of two separate slabs as described in Section D) and will be surrounded on three sides by a 38-inch high, 8-inch wide, reinforced, solid concrete block walls. A steel ramp provides traffic access between the DSA 3 and the adjacent DSPA 2. The fourth side (northwest corner) is open and curbed to allow access to equipment. The floor and sides will be sealed with appropriate epoxy material. This area measures approximately 60 ft by 90 ft and will be covered by a roof to shade the area from the sun and minimize accumulation of precipitation. The slab is designed to slope to the southeast corner of the area to a liquids collection sump. Photographs of the area are presented in Exhibit A-1. All containers will be stored on pallets to prevent contact with spilled liquids. The floor plan for this area is discussed in Section D.

B.1.6 HAZARDOUS WASTE MANAGEMENT UNIT 7 - SOLIDIFICATION AND STABILIZATION AREA

The SSA is located immediately north of DSA 3 and northwest of DSPA 2 (Figure B-1). This area does not have any permanent equipment or treatment processes. PFSG proposes to use this area to solidify liquid wastes and chemically stabilize wastes with leachable hazardous constituents. The area will also be used to store solidification and stabilization agents.

The SSA consists of an 8-inch to 10-inch-thick reinforced concrete slab surrounded on three sides by an 8-inch wide, reinforced, solid concrete block wall of varying height. The fourth side (west) is open to allow access to equipment. The floor and sides will be sealed with appropriate epoxy material and/or covered with a steel liner. The west end will be provided with an end drive-over curb. The vehicle traffic area immediately west of the area is sloped away to prevent rainfall run off from entering this area. This area will be covered with a roof to shade the area from the sun and minimize accumulation of precipitation. The slab is steeply sloped to the east to collect decontamination residues in the northeast corner of the area in a liquid collection sump.

Decontamination liquids will be pumped into tanks or containers and shipped off-site to an appropriate hazardous waste treatment facility. Solids will be collected in containers and stored in the DSPA 2 until transportation to an appropriate hazardous waste disposal facility can be arranged.

Decontamination is performed with steam cleaners and/or high-pressure spray washers. Facility equipment is cleaned and washed until no visible residue remains on its surface.

B.1.6.1 NON-HAZARDOUS WASTES

Non-hazardous wastes, such as oily rags, used oil, oil-contaminated absorbents, used antifreeze, used oil filters, and construction debris, are also anticipated to be received at PFSG. They may be stored or bulked in the hazardous waste permitted areas. If stored in a permitted hazardous waste storage area, the quantity of non-hazardous wastes will be included in the total stored waste, which will not exceed the permitted amount. If bulked/blended with other hazardous or non-hazardous waste in the hazardous waste processing areas, the quantity of non-hazardous waste will be included in the total processed amount, which will not exceed the permitted process amount. If non-hazardous waste is blended or bulked with any hazardous waste, the mixture will be handled as hazardous waste in accordance with the applicable requirements.

B.2 TOPOGRAPHIC MAP [40 CFR 270.14(b)(19)]

The following figures are included to meet the requirements of 40 CFR 270.14(b)(19):

- Figure B-1 Facility Site Map

- Figure B-2 BSTF Process Flow
- Figure B-3 SWMU/HWMU Identification Key
- Figure B-4 Topographic Site Location Map
- Figure B-4A Topographic Facility Site Map
- Figure B-5 Land Use, Surface Waters, and 100-Year Flood Plain Map
- Figure B-6 Zoning Map
- Figure B-7 Wind Rose Information Map

Drawings are presented in different scales to depict the required information.

B.2.1 GENERAL REQUIREMENTS

The locations of solid waste management units (SWMUs) and HWMUs are shown on Figure B-3. The HWMUs consist of:

- Drum Sampling and Inspection Pad (permanently closed and capped in 2014)
- Drum Storage and Process Area 1 (permanently closed and capped in 2014)
- Waste Bulking and Unloading Area (including new Drum Sampling and Inspection Area) (reinstating)
- Bulk Storage Tank Farm (reinstating)
- Drum Storage and Process Area 2 (reinstating)
- Drum Storage Area 3 (proposed, area shown on Figure B-1)
- Solidification and Stabilization Area (reinstating)

A **topographic map** showing the location of PFSG is presented in Figure B-4 (USGS 2020). To show sufficient contour intervals to indicate the drainage flow pattern from each operational unit at the facility, a Topographic Facility Site Map is presented in Figure B-4A.

The topographic map presented in Figure B-4 shows that the closest surface waters are Mud Swamp Creek approximately 750 ft south of the PFSG facility, and Langdales Pond approximately 3,000 ft north of the PFSG facility. The map shows that surface drainage in the vicinity of the site is southerly into Mud Swamp and eventually into Mud Creek. The map presented in Figure B-4 shows the drainage ditch, which parallels the Valdosta Southern Railway right-of-way between the railroad track and the western PFSG site boundary. This drainage ditch is the receiving body for all immediate site drainage and provides the primary source of storm water drainage for a portion

of the Azalea City Industrial Park. The drainage ditch flows southward until it intersects Mud Creek approximately 750 ft south of the facility.

A **flood plain map** is presented in Figure B-5. The limits of the 100-year flood are several hundred feet from the closest facility boundary.

A **zoning map** is presented in Figure B-6 and Exhibit B-1 (VALOR 2022). PFSG is located within the Azalea City Industrial Park, which covers an area of approximately 590 acres and is zoned M-2 (Manufacturing – Heavy). A **wind rose** is presented in Figure B-7. Table B-2 presents the information used to develop the wind rose shown in Figure B-7. The wind rose map shows the average wind speed and direction, based hourly observations recorded between 1972 and 2024 by the Valdosta Regional Airport, which is located adjacent to the PFSG facility (Iowa State University 2025). The prevailing wind direction appears to be from the south, based on the summary provided in Table B-2.

A **site map** or **facilities map** of the PFSG facility is presented in Figure B-1. Included on the site map are the following features as identified in the regulatory completeness checklist Exhibit B-1.

- Legal boundaries
- Location of access control and internal roads
- Injection and withdrawal wells
- Buildings and structures
- Sewer and other underground utilities
- Loading and unloading areas
- Fire hydrants
- Run off control systems
- Location of hazardous waste units

The site plan (Figure B-1) identifies the **legal boundaries** of the facility with respect to existing site improvements.

The **locations of access control** points to the facility are shown on the site plan in Figure B-1. A concrete block wall or chain-link fence topped by three strands of barbed wire surrounds the PFSG facility. Overall access to the facility is provided by the main gate, which is monitored in the reception area. The gate is an electronically operated gate operated by a numeric code or by a remote control. An intercom extension and video monitor allow office personnel to identify visitors prior to entry. Persons wishing to enter the facility will be "buzzed in" after proper

identification has been established. Visitors to the site will be instructed to report directly to the administrative office to sign in and describe the purpose of their visit. There are two other personnel gates on the south and northwest boundaries of the facility. These gates are used for emergency exits only and are kept locked.

PFSG has no **injection wells** located at the facility. There are no water use wells within a 1,000-foot radius surrounding the facility. One inactive groundwater withdrawal well within the PFSG property was historically used to supply makeup water for the boiler and cooling water for the condensers on the solvent recovery units that were formerly in use. This inactive withdrawal well is 4-inches in diameter and is believed to be approximately 80 feet in depth. PFSG has not been able to identify or obtain records of well installation that provides a well log, installation date, or description of installation procedures. The well is enclosed in a building constructed adjacent to the existing boiler house. The building previously contained the well pump and motor.

The **buildings and structures** are shown in Figure B-1. There are two primary structures identified on the site map:

- Hazardous Waste Management Building (the roof structure covering the BSTF, DSA 3, SSA, DSPA 2, WBUA (including the new DSIA), and the space between these and the adjacent warehouse structure to the north)
- General Storage Warehouse and Offices Building

Other improvements consist of new site perimeter walls, concrete pavement, boiler house, and electrical room. These structures are further described in Section D, Process Information.

PFSG is supplied with public sanitary sewer service through the City of Valdosta Sewer Utility (Figure B-1). A 6-inch diameter sewer extension is located beneath the pavement on James P. Rodgers Circle. A standard sanitary manhole is located approximately in the center of the cul-de-sac at the PFSG entrance. A 4-inch diameter lateral pipeline parallels the eastern site perimeter fence north from the main gate. The lateral extends north along the fence to the office entrance and then turns 90 degrees and enters the administrative office building. A cleanout is provided at the 90-degree bend. The sewer lateral services the administrative offices, employee locker rooms, break room, and laboratory. There are no direct sanitary sewer connections or other sanitary facilities in the waste processing areas. Sanitary sewer discharge from PFSG flows east to Madison Highway, then north to Highland Drive and into a gravity interceptor sewer, which flows east to the City of Valdosta's Mud Creek Sewage Treatment Plant.

PFSG is supplied with public drinking water from the City of Valdosta Water Utility. A 6-inch diameter water main is located beneath the pavement on James P. Rodgers Circle. A 1-inch diameter lateral essentially parallels the sanitary sewer lateral into the administrative offices. The 6-inch diameter extension continues to the PFSG

facility to a fire hydrant located outside the existing boiler house. The location of the water lateral is shown on Figure B-1.

PFSG is supplied with electric service from Georgia Power Company. Electric service is delivered onto the property via a power pole on James P. Rodgers Circle. The main power feed is supplied to the electrical distribution panel located in the electrical building adjacent to the boiler house (Figure B-1).

Loading and unloading facilities are in two areas within the PFSG facility, as shown in Figure B-1. The WBUA includes an existing elevated loading dock in the southeast corner of the WBUA, which is sloped and ramped toward the west interior to facilitate forklift traffic flow and to prevent spills from migrating onto the parking lot. This loading dock is planned for expansion toward the south to add additional bays for parking and loading/offloading multiple tractor trailers. Another loading and unloading area is located in the eastern portion of the WBUA. This area is used to park bulk containers for loading or unloading. The area has the capacity to accommodate up to three bulk containers. This area has a 6-inch roll-over berm at its eastern entrance for spill control and prevention of run-off into the facility parking areas.

Fire control facilities consist of portable fire extinguishers, fire blankets, and alarms located strategically through the waste handling area and laboratory. These locations are identified, and the extinguishers are described in Sections F and G. Figure B-1 shows the location of a fire hydrant on the east property line across from the boiler house, which is used for an emergency water supply. The hydrant is located approximately 75 ft from DSPA 2. There is a second fire hydrant located on the north side of the main facility entrance.

Flood control and drainage barriers are not applicable to the PFSG facility. PFSG is not located within the 100-year flood plain, as shown in Figure B-5, and, therefore, is not subject to flooding. The City of Valdosta Engineering Department has indicated that the existing drainage ditch adjacent to the western portion of the PFSG facility has no history of flooding or back-ups, which effect drainage from the Azalea City Industrial Park. In addition, they have indicated that flood control or drainage barriers exist in the area surrounding the PFSG facility.

Run-off control systems consist of roof drainage and facility run-off control systems. All run-off from the roof over the waste processing area and warehouse will be collected and directed off-site in an enclosed piping system. Run-off from the roof will be discharged directly to the storm water drainage ditch adjacent to the western side of the facility. This run-off water does not contact the ground surface prior to being discharged from the site. The facility run-off control system handles general precipitation run-off from the uncovered pavement at the facility. All surface run-off from the paved areas adjacent to the hazardous waste management units is directed, via gravity flow, to the southwest corner of the facility to a discharge control/detention area. The area consists of a low area

in the pavement with a sump pit where precipitation run-off is collected. The sump is connected to a valved gravity drain line that discharges to the storm water drainage ditch adjacent to the western property boundary.

The valve is kept closed. If a rainfall event occurs prior to completion of spill cleanup or decontamination procedures (as outlined in Section G) for a spill that occurred on the paved areas outside of the roofed area, rainfall collected in southeast corner of the facility will be retained and tested. If no cleanup or spill response action is being taken, collected rainwater will be released following completion of the rainfall event.

If sampling and analysis of the collected rainwater is required, a representative composite water sample will be collected. The sample will be tested for total organic carbon (TOC) and Toxicity Characteristic Leaching Procedure (TCLP) in accordance with the test methods specified in the Waste Analysis Plan (Section C). If the TOC is less than 100 ppm and TCLP standards for metals and organics are not exceeded, the water will be released. If either of these criteria is exceeded, the water will be collected in a storage tank and treated as a hazardous waste.

All the area beneath the roof (except for the north portion of the tank farm floor slab) will be covered by at least 6-inches of new reinforced concrete pavement constructed on a compacted clay base and underlain by a plastic vapor barrier. This area will not be subject to accumulation of precipitation because of the roof.

The area north of the general storage warehouse is vehicle parking or traffic area. The eastern portion of the facility parking/traffic areas have been paved with 6-inches of reinforced concrete constructed on a compacted sand/clay base. All the pavement joints were filled with a synthetic, solvent-resistant joint filler (described in Section D). The western portion of the facility, west of the drum handling facility and BSTF, is covered with asphalt/concrete.

There are no discrete **access and internal roads** within the PFSG facility. The area surrounding the waste processing area where vehicle traffic occurs is paved with at least 6 inches of reinforced concrete pavement.

B.2.2 ADDITIONAL TOPOGRAPHIC REQUIREMENTS FOR LAND STORAGE, TREATMENT, AND DISPOSAL FACILITIES

PFSG operates no land storage, treatment, and disposal facilities; therefore, this section does not apply.

B.3 FACILITY LOCATION INFORMATION [40 CFR 270.14(b)(11) AND 264.18]

B.3.1 SEISMIC REQUIREMENTS

The PFSG facility is in Lowndes County, Georgia, a political jurisdiction not included within the list of areas specified in 40 CFR 264, Appendix VI, “Political Jurisdictions in Which Compliance with 264.18(a) Must be

Demonstrated". Consequently, the facilities are considered in compliance with the seismic standard requirement. No further information is required pursuant to either 40 CFR 270.14(b)(11) or 264.18.

B.3.2 FLOODPLAIN REQUIREMENTS

The PFSG facility lies immediately north of Mud Swamp Creek. Figure B-5 demonstrates that the PFSG facility is not within the documented limits of the 100-year flood plain, as specified by the Federal Emergency Management Agency, National Flood Insurance Program Flood Insurance Rate Map. Thus, the remaining documentation required by this section, 40 CFR 270.14(b)(11), and 264.18(b) is not applicable to the PFSG facility.

B.3.2.1 DEMONSTRATION OF COMPLIANCE

B.3.2.1.1 FLOOD PROOFING AND FLOOD PROTECTION

Not Applicable.

B.3.2.1.2 FLOOD PLAIN

Not Applicable.

B.3.2.2 PLAN FOR FUTURE COMPLIANCE WITH FLOOD PLAIN STANDARD

Not Applicable.

B.3.2.3 WAIVER FOR LAND STORAGE AND DISPOSAL FACILITIES (EXISTING FACILITIES ONLY)

Not Applicable.

B.4 TRAFFIC INFORMATION [40 CFR 270.14(b)(10)]

Most vehicles utilizing the PFSG facility travel to Valdosta via Interstate 75. To reach the PFSG facility, vehicles use Exit #11 at mile marker 11, which is the exit for Georgia State Highway 31. Vehicles proceed north on Georgia State Highway 11 approximately 2.5 miles to James P. Rodgers Drive and then turn left, traveling west approximately 0.5 miles to James P. Rodgers Circle. James P. Rodgers Circle is a dead-end cul-de-sac that terminates at the main entrance to PFSG.

Traffic volume for the PFSG facility consists of four types of vehicle traffic: employees, inbound waste deliveries, outbound waste pickups, and miscellaneous deliveries. A monthly estimate of traffic volume was determined based on historical traffic activities at PFSG.

Traffic Type	Estimated Volume
PSGI Employees	350
(Inbound) Waste Deliveries	70
(Outbound) Waste Pickups	40
Miscellaneous Deliveries	100

Vehicle **traffic patterns** consist of the following:

- Employees and visitors in automobiles proceed through the main gate (after proper identification) directly to the employee parking area.
- Semi-trailers, tank trucks, or other vehicles carrying drums and/or containers check in at the main gate and proceed directly to the loading dock at the WBUA.
- Other deliveries and pickups will be made at the south or west warehouse entrances.

After making a delivery or pickup at the warehouse, vehicles exit east through the main gate.

There are no **traffic control signals** required at the facility. Trucks are scheduled for delivery so as not to exceed the number of unloading areas available. Inbound waste deliveries awaiting ongoing unloading operations remain attached to a power unit (and under a signed manifest) until they can be processed.

The **load bearing capacities** of the paved vehicle traffic areas are adequate to support the loads from any vehicle using the PFSG site. The paved areas consist of at least 6-inches of reinforced concrete pavement.

TABLES

TABLE B-1. HAZARDOUS WASTE MANAGEMENT PROCESSES AND ACTIVITIES
PERMA-FIX OF SOUTH GEORGIA, INC.
VALDOSTA, GA

SWMU #	HWMU #	Description	Existing Area/Currently Permitted Area	Process Code[1]	Proposed Individual HW Storage Capacity (gallons)	Proposed Combined HW Storage Capacity (gallons)	Proposed Treatment Capacity (gal/day)	Proposed Activity
2	2	Former Drum Sampling and Inspection Pad (removed 2014)	N/A	N/A	N/A	N/A	N/A	N/A
3	3	Drum Storage and Process Area	N/A	N/A	N/A	N/A	N/A	N/A
4	4A	Bulk Storage Tank Farm	Yes/No	S02/T50 S02/T50 S02/T50 S02/T50	Tank 1 - 20,000 Tank 2 - 20,000 Tank 3 - 20,000 Tank 4 - 20,000	80,000	N/A	Four Hazardous Waste Storage Tanks
	4B	Drum Storage Area 3	Yes/No	S01	832 Drums	45,760	N/A	Container Storage
5	5	Waste Bulking and Unloading Area	Yes/No	S01/T66 S01/T66 S01/T66	Tanker 1 - 6,000 Tanker 2 - 6,000 Tanker 3 - 6,000	18,000	18,000	Storage in Bulk Containers / Container Bulking and Tanker Loading and Unloading
		Drum Sampling and Inspection Area 2	Yes/No	S01	144 Drums	7,920	N/A	Staging of Inbound Containers for Inspection and Storage of Non-Ignitable, Non-Reactive Hazardous Wastes
6	6	Drum Storage and Process Area 2	Yes/No	S01	744 Drums	40,920	N/A	Container Storage
				T38, T66	N/A	N/A	2,750	Container Consolidation
				T38, T66	N/A	N/A	2,200	Loose Pack Consolidation
				T66	N/A	N/A	3,300	Solids Removal
7	7	Solidification and Stabilization Area	Yes/No	S01, T21, T39	20,196	20,196	20,196	Container Storage / Solidification or Stabilization
					Totals	**212,796**	**46,446**	

[1]Reference: 40 CFR 264, Appendix I, Table 2 (Handling Codes for Treatment, Storage and Disposal Methods)

N/A = Not Applicable
Gal = Gallons
HW = Hazardous Waste
S01 = Container Storage Capacity
S02 = Tank Storage Capacity
T50 = Fuel Blending (Bulking) Storage Capacity
T66 = Container Bulking Treatment Capacity
T38, T66 = Container Consolidation Treatment Capacity
T38, T66 = Loose Pack Consolidation Treatment Capacity
T21, T39 = Solidification/Stabilization Capacity

TABLE B-2. SUMMARY OF WIND SPEED AND DIRECTION DATA
PERMA-FIX OF SOUTH GEORGIA, INC.
VALDOSTA, GA

```
# Windrose Data Table (Percent Frequency) for VALDOSTA REGIONAL (VLD)
# Observations Used/Missing/Total: 413025/0/413025
# 01 Jan 1972 12:00 AM - 10 Mar 2025 11:53 AM America/New_York
# Frequency Distribution (%)
# Wind Speed Units: miles per hour
# Generated 10 Mar 2025 18:31 UTC, contact: akrherz@iastate.edu
# First value in table is CALM
```

Direction,	Calm,	2.0-4.9,	5.0-6.9,	7.0-9.9,	10.0-14.9,	15.0-19.9,	20.0+
355-004,	27.32,	0.718,	0.755,	0.563,	0.552,	0.061,	0.005
005-014,	,	0.406,	0.496,	0.447,	0.485,	0.052,	0.009
015-024,	,	0.516,	0.601,	0.499,	0.476,	0.041,	0.011
025-034,	,	0.634,	0.742,	0.581,	0.477,	0.043,	0.006
035-044,	,	0.787,	0.943,	0.696,	0.590,	0.043,	0.003
045-054,	,	0.859,	1.045,	0.758,	0.647,	0.051,	0.005
055-064,	,	0.812,	0.899,	0.672,	0.529,	0.039,	0.003
065-074,	,	0.809,	0.923,	0.642,	0.469,	0.034,	0.003
075-084,	,	0.623,	0.680,	0.457,	0.335,	0.021,	0.002
085-094,	,	0.747,	0.809,	0.522,	0.358,	0.028,	0.004
095-104,	,	0.590,	0.570,	0.369,	0.217,	0.009,	0.002
105-114,	,	0.621,	0.619,	0.366,	0.212,	0.012,	0.004
115-124,	,	0.730,	0.719,	0.388,	0.222,	0.013,	0.003
125-134,	,	0.667,	0.608,	0.314,	0.180,	0.010,	0.003
135-144,	,	0.648,	0.622,	0.297,	0.170,	0.015,	0.002
145-154,	,	0.575,	0.510,	0.289,	0.180,	0.016,	0.003
155-164,	,	0.545,	0.526,	0.321,	0.253,	0.028,	0.007
165-174,	,	0.633,	0.575,	0.395,	0.367,	0.060,	0.010
175-184,	,	1.001,	0.892,	0.598,	0.627,	0.101,	0.022
185-194,	,	0.872,	0.751,	0.529,	0.516,	0.077,	0.011
195-204,	,	0.858,	0.702,	0.454,	0.421,	0.074,	0.009
205-214,	,	0.710,	0.572,	0.453,	0.407,	0.074,	0.013
215-224,	,	0.586,	0.552,	0.415,	0.421,	0.102,	0.023
225-234,	,	0.571,	0.579,	0.446,	0.397,	0.072,	0.015
235-244,	,	0.498,	0.512,	0.393,	0.343,	0.053,	0.005
245-254,	,	0.458,	0.475,	0.340,	0.237,	0.032,	0.006
255-264,	,	0.314,	0.312,	0.213,	0.150,	0.027,	0.003
265-274,	,	0.442,	0.455,	0.264,	0.215,	0.039,	0.006
275-284,	,	0.316,	0.316,	0.196,	0.167,	0.024,	0.005
285-294,	,	0.415,	0.407,	0.264,	0.228,	0.045,	0.007
295-304,	,	0.509,	0.552,	0.379,	0.348,	0.057,	0.007
305-314,	,	0.432,	0.496,	0.394,	0.375,	0.061,	0.006
315-324,	,	0.322,	0.429,	0.351,	0.326,	0.045,	0.004
325-334,	,	0.263,	0.382,	0.319,	0.269,	0.038,	0.004
335-344,	,	0.282,	0.390,	0.290,	0.272,	0.033,	0.003
345-354,	,	0.319,	0.411,	0.359,	0.296,	0.031,	0.002

FIGURES

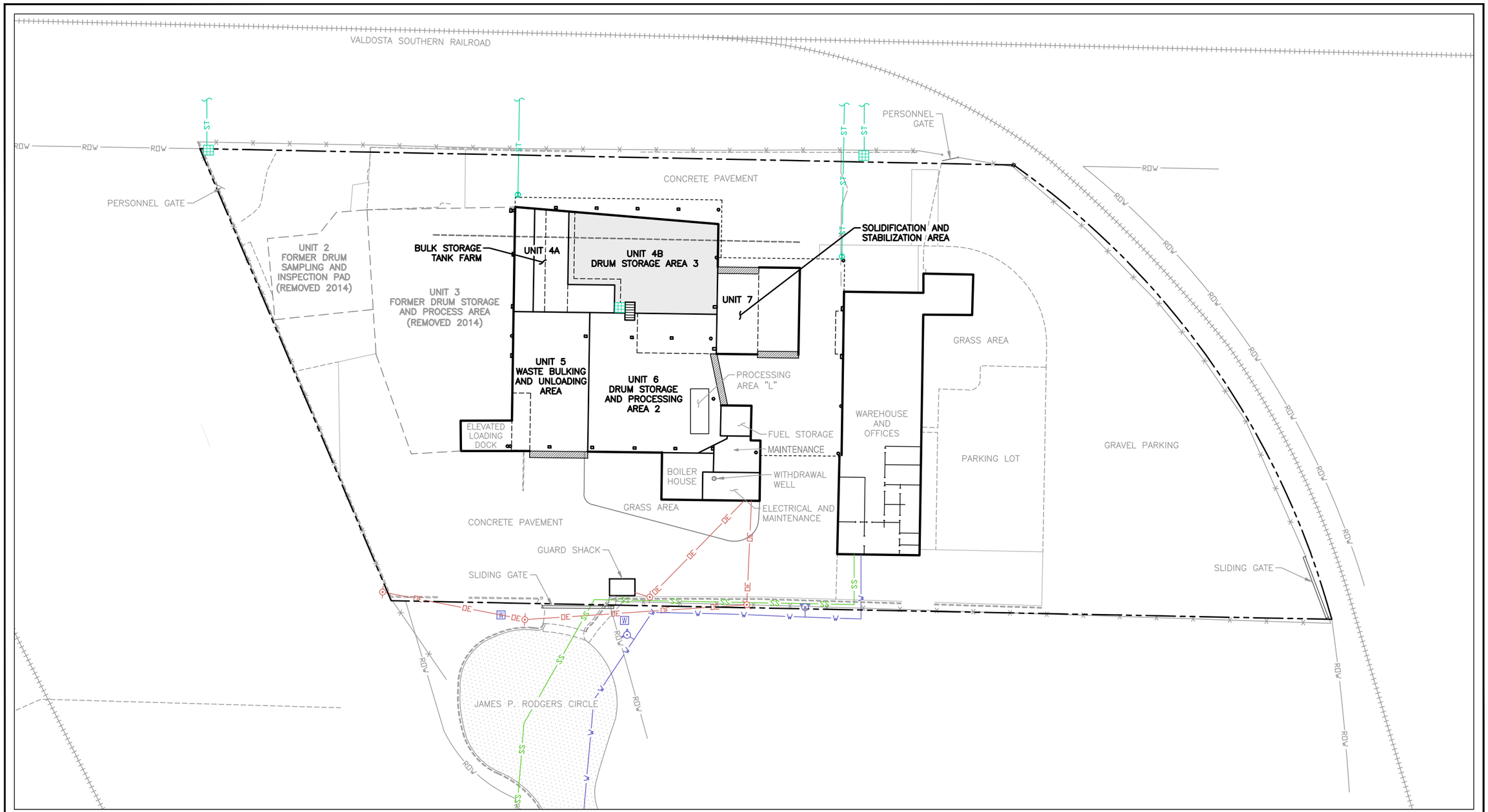

EXPLANATION

SUMP	OVERHEAD ELECTRICAL AND PHONE LINE	ROAD/CURB AND GUTTER EDGE	
ROOF DRAIN	SANITARY SEWER LINE	EXISTING STRUCTURE (REMOVED)	
UTILITY POST	PROPERTY BOUNDARY	OTHER EXISTING FEATURE	
FIRE HYDRANT	FENCE	VALDOSTA SOUTHERN RAILROAD	
WATER METER	RIGHT-OF-WAY	6" HIGH BERM	
WITHDRAWAL WELL	BUILDING OUTER WALL	HWMU	HAZARDOUS WASTE MANAGEMENT UNIT (IDENTIFIED WITH BOLD TEXT)
DRAINAGE LINE	ROOF LINE	POC	POINT OF COMPLIANCE
WATER LINE			

N

0 60'

GeoSouth Environmental Solutions
10250 Old St Augustine Rd
Ste 15 PMB 333
Jacksonville, FL 32257
904.328.0585

Scale: 1"=60' | 1/20/2025

FIGURE B-1

FACILITY SITE MAP
WITH HWMUs

PERMA-FIX OF SOUTH GEORGIA, INC.
1612 JAMES P. RODGERS CIRCLE
VALDOSTA, GEORGIA 30601

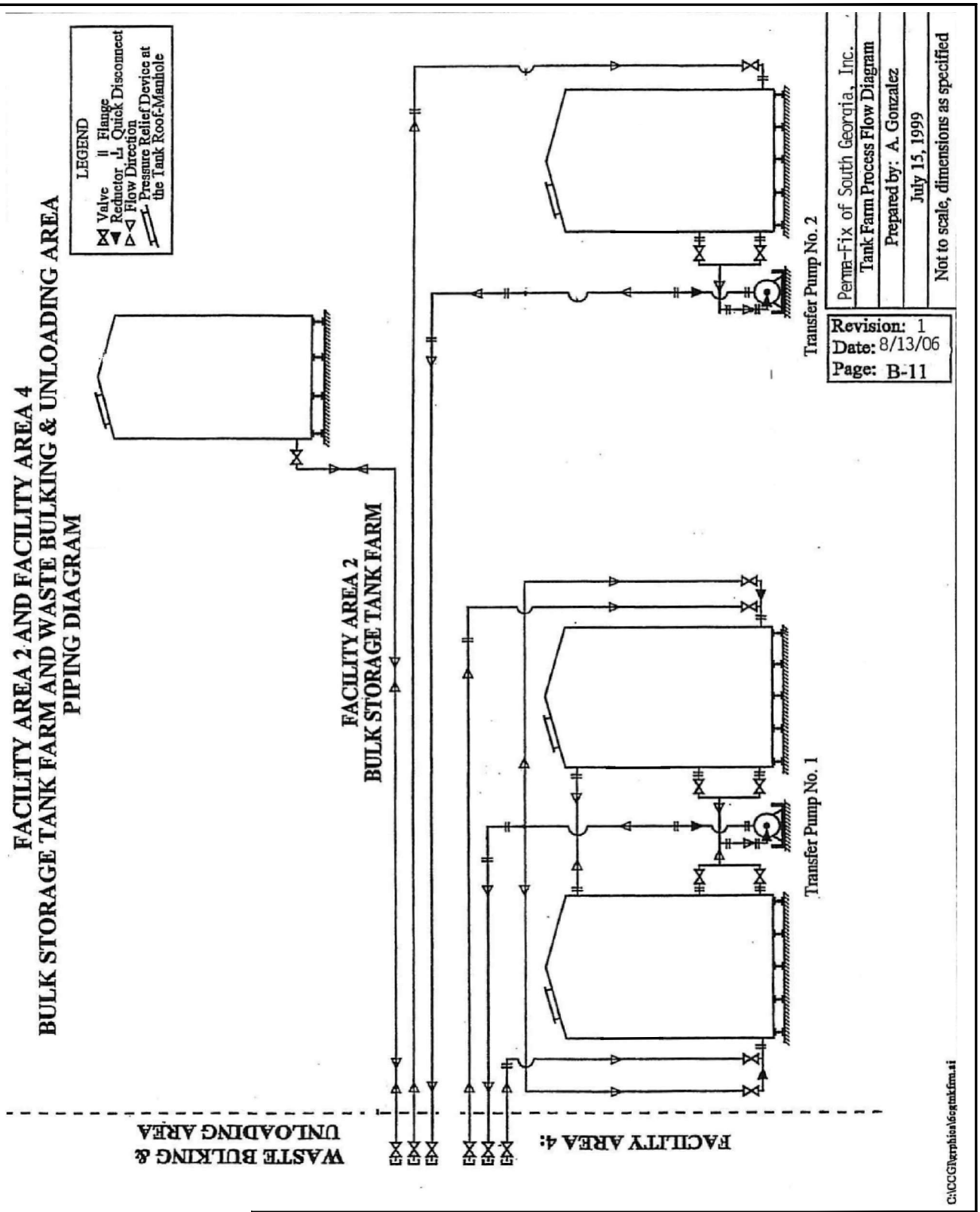

GeoSouth Environmental Solutions 11250 Old St Augustine Rd Ste 15 PMP 333 Jacksonville, FL 32257 904.328.0585	**FIGURE B-2** **BSTF PROCESS FLOW** **PERMA-FIX OF SOUTH GEORGIA, INC.** **1612 JAMES P. RODGERS CIRCLE** **VALDOSTA, GEORGIA 30601**
1/20/2025	

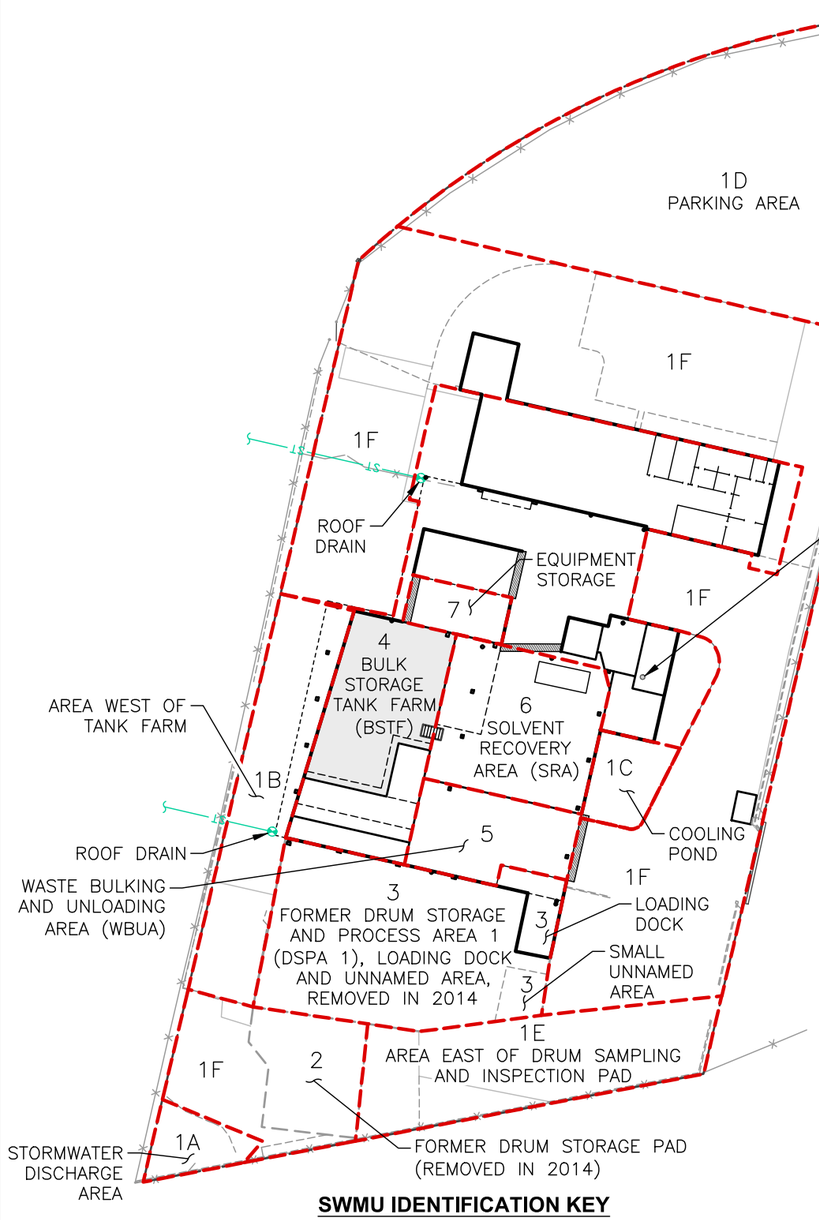

SWMU IDENTIFICATION KEY

SWMU NO.	SWMU DESCRIPTION	HWMU NO.	HWMU DESCRIPTION
1A	STORMWATER DISCHARGE AREA		NA
1B	AREA WEST OF TANK FARM		NA
1C	COOLING POND		NA
1D	PARKING AREA		NA
1E	AREA EAST OF FORMER DRUM SAMPLING AND INSPECTION PAD		NA
1F	PAVED AREAS NOT ASSOCIATED WITH 1A THROUGH 1E		NA
2	FORMER DRUM STORAGE PAD, REMOVED IN 2014	2	FORMER DRUM SAMPLING AND INSPECTION PAD (DSIP), REMOVED IN 2014
3	FORMER DRUM STORAGE AND PROCESS AREA 1 (DSPA 1), LOADING DOCK AND UNNAMED AREA, REMOVED IN 2014	3	FORMER DRUM STORAGE AND PROCESS AREA (DSPA 1), REMOVED IN 2014
4	BULK STORAGE TANK FARM (BSTF)	4A	BULK STORAGE TANK FARM (BSTF)
		4B	PROPOSED DRUM STORAGE AREA 3 (DSA 3)
5	WASTE BULKING AND UNLOADING AREA (WBUA)	5	WASTE BULKING AND UNLOADING AREA (WBUA) AND LOADING DOCK
6	SOLVENT RECOVERY AREA (SRA)	6	DRUM STORAGE AND PROCESS AREA 2 (DSPA 2)
7	EQUIPMENT STORAGE AND DECON AREA	7	SOLIDIFICATION AND STABILIZATION AREA (SSA)

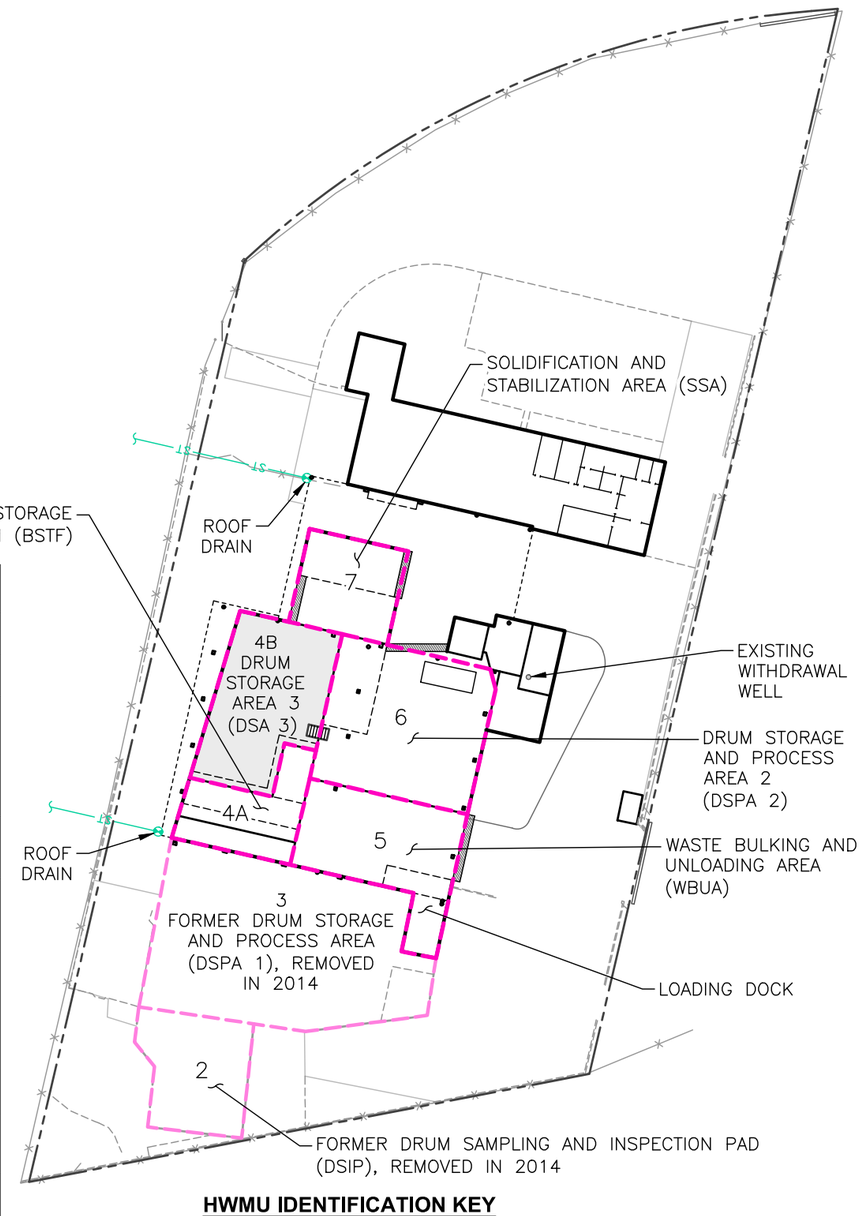

HWMU IDENTIFICATION KEY

EXPLANATION

- SOLID WASTE MANAGEMENT UNIT (SWMU)
- HAZARDOUS WASTE MANAGEMENT UNIT (HWMU)
- HWMU REMOVED IN 2014

N

0 80'

GeoSouth Environmental Solutions
10250 Old St Augustine Rd
Ste 15 PMB 333
Jacksonville, FL 32257
904.328.0585

FIGURE B-3

SWMU/HWMU IDENTIFICATION KEY

PERMA-FIX OF SOUTH GEORGIA, INC.
1612 JAMES P. RODGERS CIRCLE
VALDOSTA, GEORGIA 30601

Scale: 1"=80' | 1/20/2025

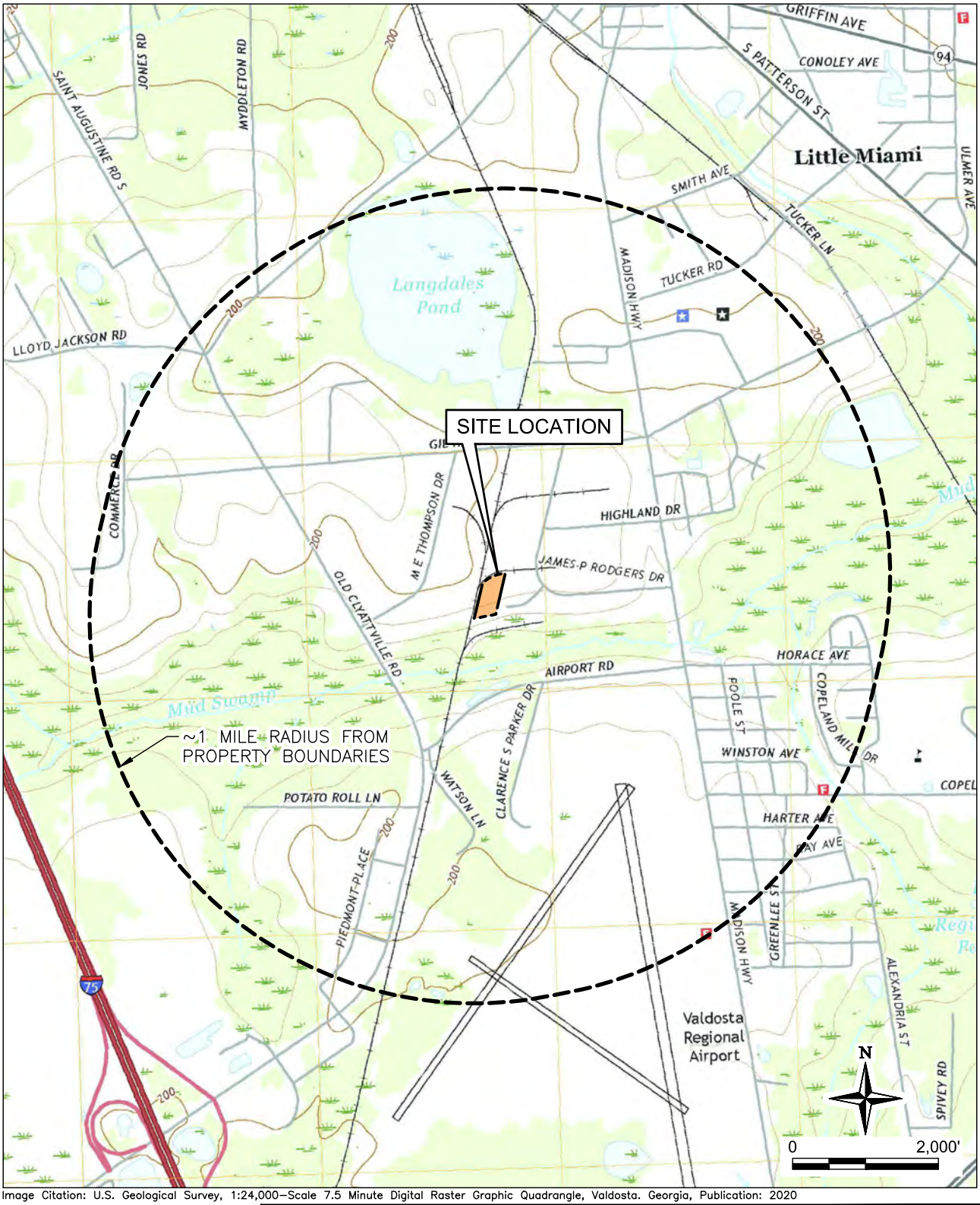

Image Citation: U.S. Geological Survey, 1:24,000–Scale 7.5 Minute Digital Raster Graphic Quadrangle, Valdosta. Georgia, Publication: 2020



QUADRANGLE LOCATION

GeoSouth
Environmental Solutions
10250 Old St Augustine Rd
Ste 15 PMB 333
Jacksonville, FL 32257
904.328.0585

Scale: 1"=2000' | 1/20/2025

FIGURE B-4

SITE LOCATION MAP

PERMA-FIX OF SOUTH GEORGIA, INC.
1612 JAMES P. RODGERS CIRCLE
VALDOSTA, GEORGIA 30601

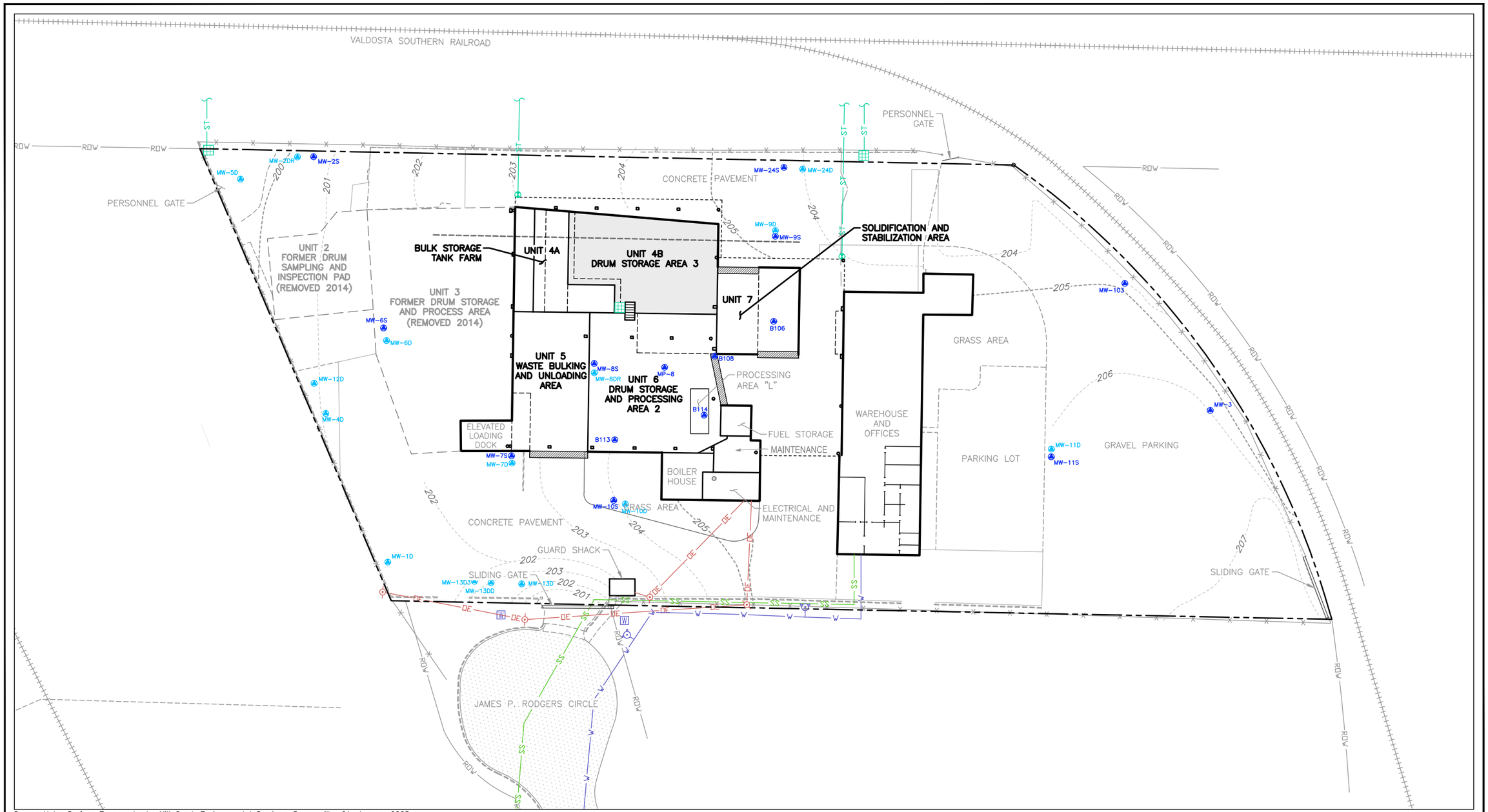

Source Note: Surface Topography by Mill Creek Environmental Services, Dawsonville, GA, January 2005

EXPLANATION

- SUMP
- ROOF DRAIN
- UTILITY POST
- FIRE HYDRANT
- WATER METER
- WITHDRAWAL WELL
- OVERHEAD ELECTRICAL AND PHONE LINE
- DRAINAGE LINE
- WATER LINE
- SANITARY SEWER LINE
- PROPERTY BOUNDARY
- FENCE
- RIGHT-OF-WAY
- BUILDING OUTER WALL
- ROOF LINE
- ROAD/CURB & GUTTER EDGE
- EXISTING STRUCTURE (REMOVED)
- OTHER EXISTING FEATURE
- VALDOSTA SOUTHERN RAILROAD
- 6600 SURFACE CONTOUR (1' INTERVAL)
- 6" HIGH BERM
- POC POINT OF COMPLIANCE

N

0 60'

GeoSouth Environmental Solutions
10250 Old St Augustine Rd
Ste 15 PMB 333
Jacksonville, FL 32257
904.328.0585

Scale: 1"=60' | 1/20/2025

FIGURE B-4A

TOPOGRAPHINC FACILITY SITE MAP

PERMA-FIX OF SOUTH GEORGIA, INC.
1612 JAMES P. RODGERS CIRCLE
VALDOSTA, GEORGIA 30601

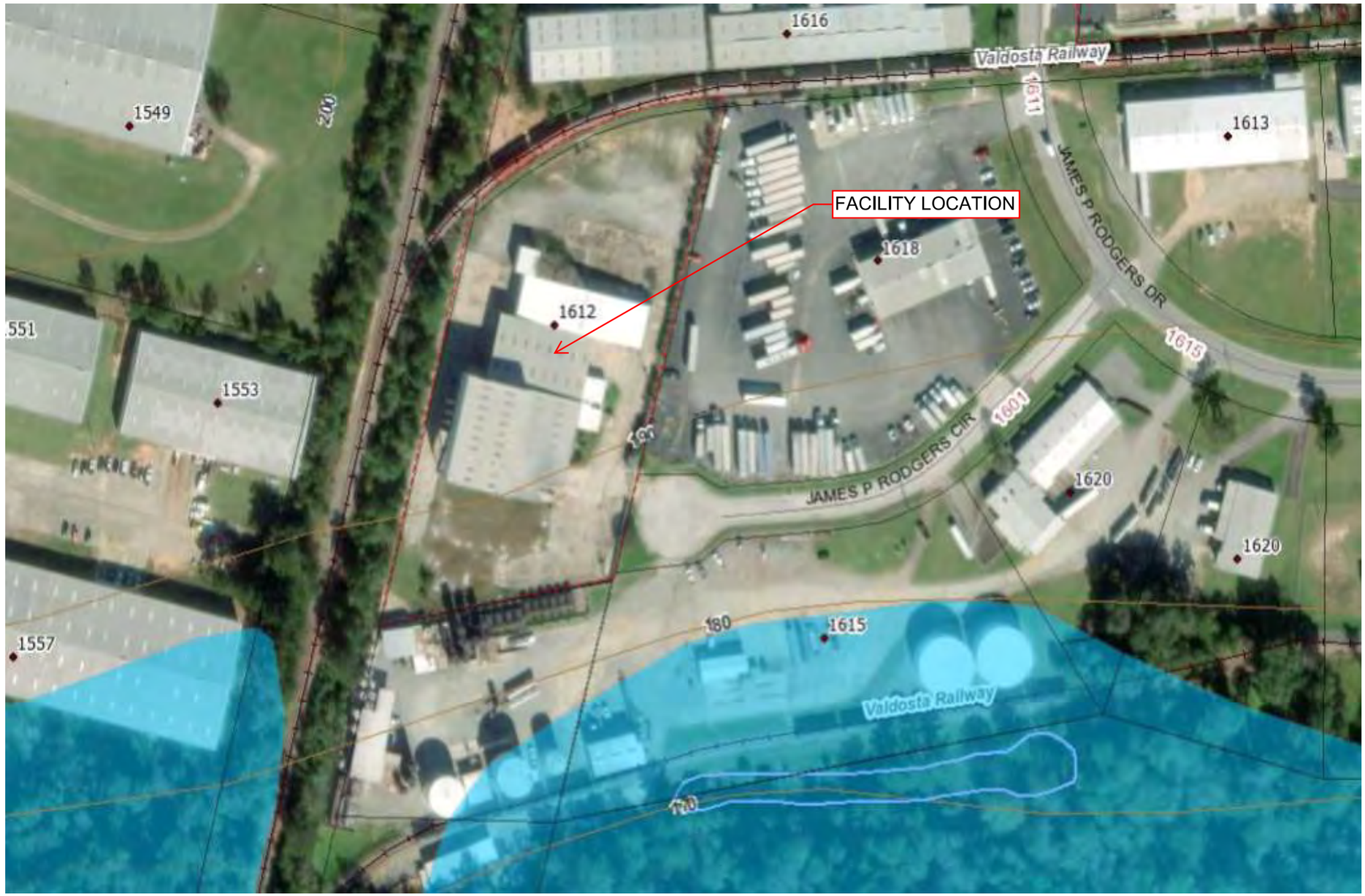

Source: VALOR (Valdosta–Lowndes–Regional Geographic Information System) Interactive Community Map, www.valorgis.com

EXPLANATION

STREAM	FLOOD ZONE A
170 SURFACE CONTOUR (10' INTERVAL)	FLOOD ZONE AE
FACILITY BOUNDARY	COMMERCIAL ZONING
BUILDING OUTLINE	INDUSTRIAL ZONIING
0.2% ANNUAL CHANCE FLOOD HAZARD	RESIDENTIAL ZONING

N

0 300'

GeoSouth Environmental Solutions
10250 Old St Augustine Rd
Ste 15 PMB 333
Jacksonville, FL 32257
904.328.0585

Scale: 1"=300' | 3/10/2025

FIGURE B-5

LAND USE, SURFACE WATERS AND 100-YEAR FLOOD PLAIN AREA

PERMA-FIX OF SOUTH GEORGIA, INC.
1612 JAMES P. RODGERS CIRCLE
VALDOSTA, GEORGIA 30601

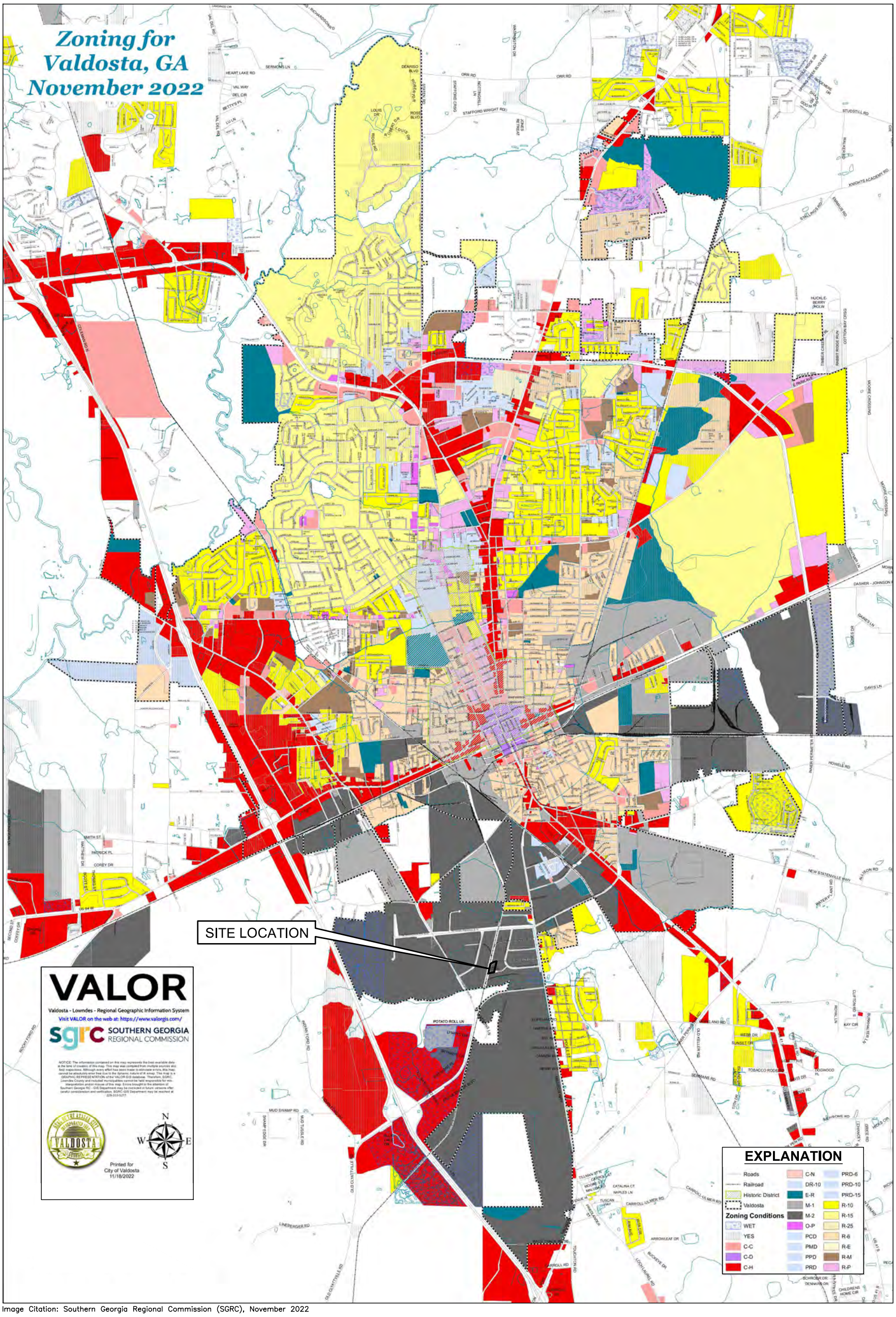

Image Citation: Southern Georgia Regional Commission (SGRC), November 2022



SITE LOCATION

NOTE:

1. SEE EXHIBIT B-1 FOR ZONING CODE KEY.
2. THE SITE IS IN ZONE M-2

N

0 ~5,000

GeoSouth Environmental Solutions

11250 Old St Augustine Rd
Ste 15 PMP 333
Jacksonville, FL 32257
904.328.0585

1/20/2025

FIGURE B-6

ZONING MAP

PERMA-FIX OF SOUTH GEORGIA, INC.
1612 JAMES P. RODGERS CIRCLE
VALDOSTA, GEORGIA 30601

M:\OTOR\PERMAFIXOFFL\CADD\VALDOSTA\REPORTS\2022\61A-VALDOSTA-ZONING

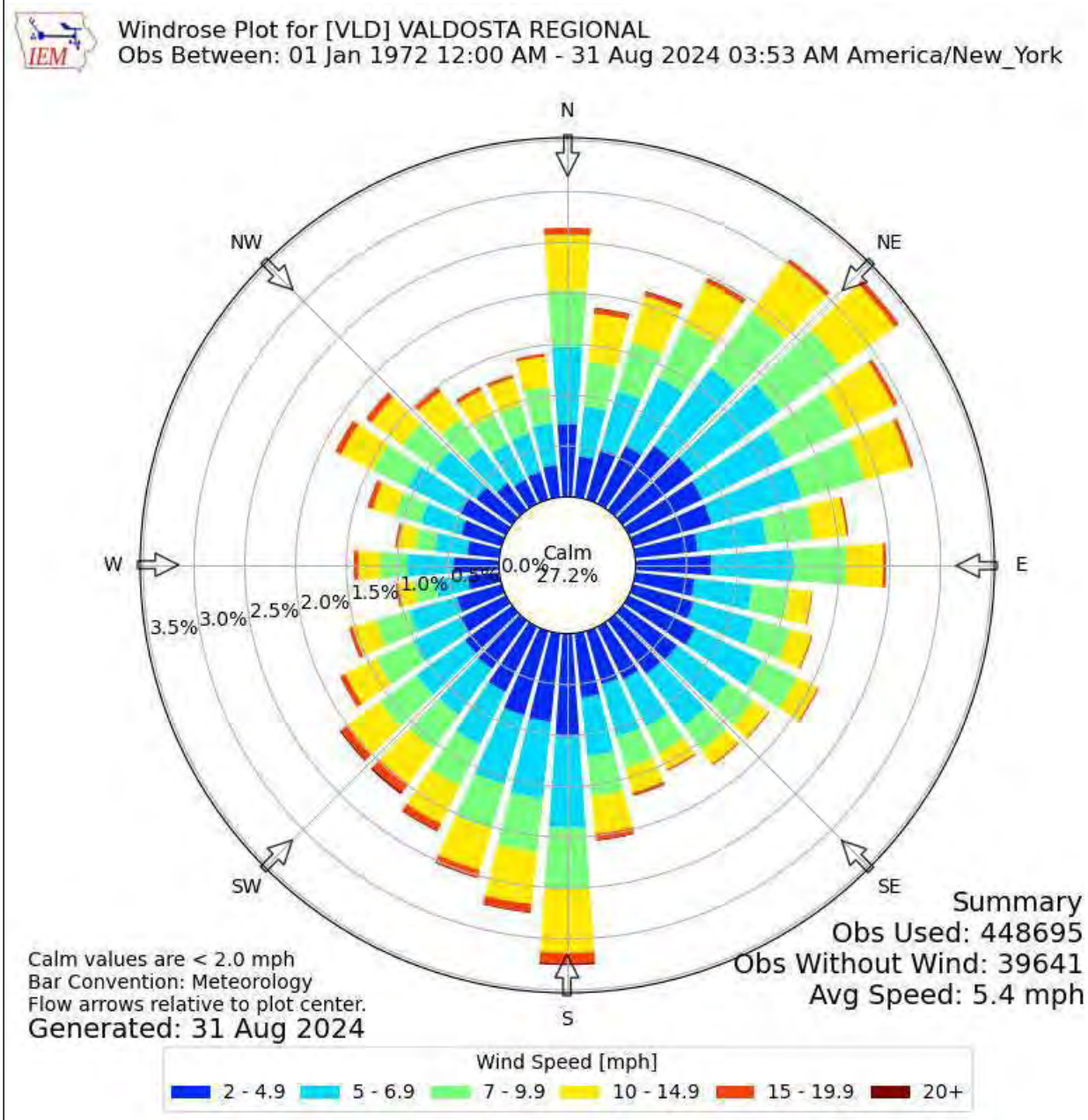



SITE LOCATION

GeoSouth
Environmental Solutions

11250 Old St Augustine Rd
Ste 15 PMP 333
Jacksonville, FL 32257
904.328.0585

1/20/2025

FIGURE B-7

WIND ROSE INFORMATION

PERMA-FIX OF SOUTH GEORGIA, INC.
1612 JAMES P. RODGERS CIRCLE
VALDOSTA, GEORGIA 30601

EXHIBIT

EXHIBIT B-1. ZONING CODE KEY

These descriptions describe the different zoning conditions present on the zone map Figure B-7.

City of Valdosta Zoning Codes

C-C	Community Commercial District
C-D	Downtown Commercial District
C-H	Highway Commercial District
C-N	Neighborhood Commercial District
E-R	Environmental Resource District
M-1	Wholesale / Light Industrial District
M-2	Manufacturing and Distribution District
O-P	Office Professional District
R-10	Single-family Residential District
R-15	Single-family Residential District
R-25	Single-family Residential District
R-6	Single-family Residential District
R-E	Estate Residential District
R-M	Multi-family Residential District
R-P	Residential Professional District

Lowndes County Zoning Codes

E-A	Estate Agricultural District
R-A	Residential Agricultural District
CON	Conservation District
R-1	Low Density Residential
R-21	Medium Density Residential
R-10	Suburban Density Residential
OI	Office Institutional
C-C	Crossroads Commercial
C-G	General Commercial
C-H	Highway Commercial
M-1	Light Manufacturing
M-2	Heavy Manufacturing
M-3	High Intensity Industrial
I-S	Intensive Services
MAZ-1	Moody Activity Zoning District
MAZ-2	Moody Activity Zoning District
MAZ-3	Moody Activity Zoning District
PD	Planned Development
PD-R	Rural Planned Development

Table of Contents

C. WASTE CHARACTERISTICS C-4

C.1 Chemical and Physical Analyses [40 CFR 270.14(b)(2) and 264.13(a)] C-4

C.1.1 Containers C-8

C.1.2 Tanks C-9

C.1.3 Waste Piles C-9

C.1.4 Incinerators C-9

C.1.5 Landfills C-9

C.1.6 Land Treatment C-9

C.1.7 Boilers and Industrial Furnaces C-10

C.2 Waste Analysis Plan [40 CFR 270.14(b)(3) and 264.13(b)] C-10

C.2.1 Parameters and Rationale C-15

C.2.2 Test Methods C-17

C.2.3 Sampling Methods C-17

C.2.4 Frequency of Analysis C-17

C.2.5 Additional Requirements Pertaining to Boiler/Industrial Furnace Facilities C-18

C.2.6 Additional Requirements for Wastes Generated Off Site C-18

C.2.7 Additional Requirements for Facilities Handling Ignitable, Reactive, or Incompatible Waste C-19

C.3 Additional Waste Analysis Requirements Pertaining To Land Disposal Restrictions [40 CFR 270.14 (b)(3)] C-19

C.3.1 Waste Characteristics C-19

C.3.2 Additional Requirements for Treatment Facilities C-20

C.3.3 Additional Requirements for Disposal Facilities C-20

C.3.4 Additional Requirements for Surface Impoundments Exempted from Land Restrictions C-20

C.3.5 Requirements for Land Disposal Facilities with an Approved Exemption or Extension C-20

C.3.6 Waste Restrictions for PFSG Processing C-21

List of Tables

C-1. List of Previously Permitted Hazardous Wastes, Identifications, and Hazardous Classifications

C-2. Fingerprint Testing Parameters, Analytical Methods, and Rationale for Selection

C-3. Required and Optional Testing Parameters, Analytical Methods, and Rationale for Selection

C-3a. Additional Laboratory Testing Parameters, Analytical Methods, and Rationale for Selection

C-3b. Outbound Shipment Testing Parameters, Analytical Methods, and Rationale for Selection

C-4. Methods Used to Sample Wastes

List of Figures

C-1. Waste Stream Approval Process

C-2a. Waste Receiving Process - Containers

C-2b. Waste Receiving Process - Paperwork

C-2c. Waste Receiving Process – Sampling

C-3. Waste Processing

C-4. Waste Shipping Process

List of Exhibits

C-1. GENERATOR WASTE MATERIAL PROFILE FORM

C-2 COMPLIANCE REVIEW FORM

C-3 NOTICE OF APPROVAL

C-4. CONTAINER CHECK-IN SHEET

C-4A. WASTE COMPATIBILITY TEST MANUAL

C-5. CONTAINER PROCESS BREAKDOWN SHEET

C-6. LAB ANALYSIS SHEET

C-6A. MATERIAL TRANSFER LOG

C-6B. PFSG BULK SHIPMENT SUMMARY – WASTE FUELS

C-6C. PFSG BULK SHIPMENT SUMMARY – CONSOLIDATED WASTE

C-7. EPA'S CHEMICAL COMPATIBILITY CHART

C-7A. SEGREGATION TABLE FOR HAZARDOUS MATERIALS

C-8. LAND DISPOSAL RESTRICTION NOTIFICATION FORM

C-8A. UNIVERSAL TREATMENT STANDARDS (UTS) /UNDERLYING HAZARDOUS CONSTITUENTS (UHC) FORM

C. WASTE CHARACTERISTICS

The following section provides the specific information on the properties and characteristics of the example waste types planned to be accepted by PFSG to enable facility personnel to properly treat, store, or dispose of all materials received. In addition, the section also describes the waste analysis plan that is proposed to be used at PFSG for sampling, testing, and evaluating all materials received. This information is presented in accordance with 40 CFR 264.13 and 270.14(b)(2) and (3).

C.1 CHEMICAL AND PHYSICAL ANALYSES [40 CFR 270.14(B)(2) AND 264.13(A)]

The PFSG facility is planned to be a compatible waste treatment, storage, and bulking facility that will accept a variety of waste streams from a wide variety of industrial and commercial sources. It is planned for PFSG to bulk compatible solid material for shipment to an appropriate waste treatment or disposal facility.

Table C-1 presents a list of waste types by EPA identification number that were previously permitted to be received by PFSG. PFSG will continue to receive the waste types presented in Table C-1. The table includes the EPA Hazard Code for each waste, the DOT Hazard Class, and a waste description.

Exhibit C-1 provides examples of waste material profiles and generator information characterizing three typical waste streams previously received by PFSG. These are examples of a Paint Waste - Loose Pack, Paint Solids/Still Bottoms from Recycling, and Paint/Thinner. These are examples of typical waste types planned to be received at the facility.

To ensure that sufficient information is obtained to safely handle, process, and store any new waste streams that may be received, PFSG has developed the waste stream approval process outlined in Figure C-1. As shown in this figure, prior to accepting a new waste stream at the facility, the generator will be required to complete a waste profile form. An example of the waste material profile form is presented in Exhibit C-2. A completed copy of the form will be submitted to PFSG for review. Based on the generator information provided on the waste profile sheet, PFSG will determine whether the waste stream is acceptable. In some cases, additional information may be required from the generator to make this determination. If the waste is accepted, the profile sheet and any accompanying correspondence will be retained in the generator's file for future reference.

The approval of a generator's inbound waste stream for management at PFSG will be based on the regulatory status, hazardous properties, and management activity for the wastes, which are described in more detail below:

1. The regulatory status of the waste will be the first piece of information considered when reviewing a profile for acceptance into the facility. The regulatory status of a waste stream can be found in Section G of the Waste

Material Profile Sheet, see Exhibit C-2. The regulatory status of the waste will be entered in the form of EPA Hazardous Waste Codes; these waste codes will determine initial acceptability into PFSG. PFSG's list of previously accepted EPA Hazardous Waste Codes can be found in Table A-2. The generator will assign the waste codes that apply to the waste stream being submitted for approval. There are several sections of the Profile that can be used to justify or explain the reason for the waste codes. These sections are listed below; please refer to the example profile form shown in Exhibit C-2 when reading about the different sections.

Section C – Common Name of the Waste

This section of the profile has three questions which aid in determining regulatory status.

1. Common Name – This may be descriptive enough to establish some of the regulatory status of the waste; for example – spent methanol.
2. Generating Process – This explains how the waste was generated. This information can be used to evaluate the applicability of F-codes and K-codes. It can also aid in determining U-codes and P-codes.
3. Is this a waste? – Marking the appropriate boxes will aid in determining the regulatory status of the material.

Section D – Hazardous Characteristics

Radioactive and Bio-Hazardous materials will be accepted at PFSG subject to separate agency approval as applicable. Polymerizable material will be reviewed carefully before accepting them into the facility.

Section E – Physical Data

This section can be used to determine the applicability of D001 (ignitable) and D002 (corrosive). The United States DOT Hazard Class Flammable and Combustible can, also, be determined based on information provided in this section.

Section F – Composition of the Waste

This section gives a list of the chemicals and/or materials in the waste. This can be used to determine the applicability of D-, F-, U- and/or P-listed codes.

Section G – Waste Characterization

This section states whether the waste is regulated under the RCRA program and which EPA hazardous waste codes apply. This section will be reviewed, and the other Sections will be checked for applicability of these waste codes.

Section J – Shipping Information

This section provides the DOT Shipping Name for the waste. This description can be used to determine some of the regulatory status of the waste.

2. The hazardous properties of the waste material will be evaluated in two aspects: on the threat it may pose to human health and property by itself, or when combined with other materials. The danger the waste material may pose by itself is mostly identified in Section D of the profile. Radioactive and bio-hazardous waste materials are not planned to be accepted by PFSG. D003 wastes meeting the criteria of 261.23(a)(1), (7), and (8) are not planned to be accepted by PFSG, but other D003 wastes will be accepted for treatment and storage only.

3. The danger the waste material may pose when combined with other waste materials is discussed in this application as the compatibility of the waste materials. Two situations are considered when assessing compatibility: one addresses the waste in question when associated with all other wastes that PFSG may manage during storage, and the other addresses those wastes that may actually be brought in contact with each other. To assess compatibility in the two situations described above, PFSG will utilize three methods, two of which consist of an evaluation of the information on the chemical nature of the materials involved, and the other consists of a bench test. The compatibility methods are described below.

   a. "A Method for Determining the Compatibility of Hazardous Wastes" (EPA 600/2-80-076, April 1980) is mentioned in other parts of this application. This method is based on binary chemical reactions caused by combinations of materials having incompatible reactivity groups. The method consists of classifying the materials in a chemical group that has been assigned a reactivity group number. Reactivity group numbers (RGN) for waste codes permitted at PFSG may be found in the sixth column of Table C-1. Once the RGNs for the materials have been established, the RGNs are looked up in a chart found in Exhibit C-7. The RGN for one of the two materials being assessed is located in the left vertical column of the chart, and the other RGN needs to be found in one of the boxes located on a diagonal pattern at the upper and right-hand edge of the chart. The horizontal line to the right of the first RGN and the vertical line down form the second RGN will intersect in a box, which may contain reactive codes that indicate the consequences of bringing the two materials in contact. At first sight, this method seems to be the ideal one for determining compatibility between two waste streams; however, this method has severe flaws that are discussed below.

      - As a waste is the combination of several materials, and because of the effects of the process generating the waste, the identification of the chemical group for the waste in question is often guesswork. This method is suitable for virgin or high concentration materials where only one chemical is involved, which is seldom the case for wastes.

      - The information necessary to assess compatibility of waste is often remote, sometimes not accessible, and most of the time very complicated to use for the operators handling the waste, who are the ones that will decide how to manage the waste because of compatibility reasons.

- The use of this method is very time consuming because the person making the evaluation must consult several references to gather the information necessary to make the assessment. Also, the use of this method often becomes very difficult for a person who doesn't have a good chemical background.

Because of the reasons stated above, the first method to assess compatibility will only be used when the two methods below are not sufficient for providing a satisfactory assessment.

b. The DOT has a system to assess segregation and compatibility of hazardous materials, which is contained in 49 CFR 177.848. This system consists of using the hazard class, which is a component of the DOT description that is required to be entered in the hazardous waste manifest for every hazardous waste stream. DOT regulates hazardous materials and hazardous wastes are hazardous materials by definition and classification in the DOT regulations. Therefore, hazardous waste streams that are evaluated for compatibility using this system should refer to the DOT description, which may be found in Section J of the profile. The hazard class of the waste shown in Section J of the profile is looked up in a chart found in the Segregation Table for Hazardous Materials in 49 CFR 177.848 and compared against the hazard class for the other waste to determine the compatibility between both wastes. A copy of a segregation table that has been modified to exclude explosives and radioactive materials from the chart is shown in Exhibit C-7a. An advantageous feature in this compatibility method is that the information necessary for assessment may be found in the hazardous waste label required on every drum holding hazardous waste. Another advantage is that, in accordance with the segregation table, four storage group codes may be arranged where all the hazard classes within each group are compatible with each other, where the four groups include all the hazard classes that PFSG manages. The container storage area may be divided into four subareas (cells), where the operator directs the waste drums or other DOT approved bulk transport containers to the appropriate storage cell depending on the hazard class found in the hazardous waste label affixed to the bulk transport container. The four storage groups (codes) that include all hazard classes managed at PFSG may be found below the segregation table in Exhibit C-7a. The segregation regulations of 49 CFR 177.848 are a requirement for hazardous materials during transportation or during storage incidental to transportation. PFSG's transfer management process is planned to include storage incidental to transportation.

c. PFSG has developed a compatibility test that consists of mixing, one by one, samples that are representative of waste streams that constitute a batch (e.g., a truckload of an inbound shipment) before they are blended for fuel. This compatibility method seems to be the most reliable way to identify a waste stream that may be incompatible because it is based on a method that is more representative of actual conditions. A manual describing this method is found in Exhibit C-4a.

PFSG will determine compatibility of wastes to address possible incidents contingent to storage at the facility by using the DOT segregation method described in paragraph 3.b. above. Before two waste materials are processed

together, PFSG will determine their compatibility in accordance with the compatibility test method described in paragraph 3.c. above.

Exhibit C-3 provides a sample Compliance Review form that may be used to document the acceptance process. A separate set of waste profile data will be kept for each waste stream accepted from each generator. Upon receipt of the initial shipment of a new waste stream at the facility, the shipment will be sampled and analyzed for waste stream characterization. The results of this characterization analysis will be compared with the profile data, and any discrepancies will be noted on the profile sheet. These results will be filed along with the profile and other supporting documents. Future waste stream shipments received at the facility will be fingerprinted to compare with the original characterization. The waste profile data, facility contingency plan, and personnel training program ensure that PFSG employees have all the information necessary to safely handle each waste stream. Whenever any change in the generator's process or raw materials used in the process is identified, the waste stream profile must be re-evaluated, and the approval process repeated.

C.1.1 CONTAINERS

In this Modification, bulk transport container storage will include: 40,920 gallons of bulk transport container storage capacity in the Drum Storage and Process Area 2; 80,000 gallons of bulk storage in the Bulk Storage Tank Farm; 25,920 gallons of bulk transport container storage capacity in the Waste Bulking and Unloading Area (including the new Drum Sampling and Inspection Area); and 20,196 gallons of bulk transport container storage capacity in the Solidification and Stabilization Area.

In this Modification PFSG is proposing to add an additional hazardous waste storage unit, Drum Storage Area 3. Drum Storage Area 3 is proposed to have a maximum storage capacity of 45,760 gallons. Information describing these proposed additions is detailed in Section D of this Modification.

Section D also provides a detailed description of container management practices to be employed at the PFSG facility. These practices will be conducted based on fingerprint analysis performed on the Drum Sampling and Inspection Area and/or analytical results from the lab. As an example, Table C-1 identifies the waste types that were previously accepted for bulk transport container storage. All bulk transport containers and/or their liners will be compatible with the wastes stored therein. For example, corrosive wastes will be stored in bulk transport containers constructed of or lined with nonmetallic components or in compatible alloy bulk transport containers. Metallic, plastic, composite, or fiber bulk transport containers may be used based upon waste characteristics to ensure bulk transport container compatibility.

All storage bulk transport containers must meet the DOT requirements for the transportation of the hazardous material contained therein.

C.1.2 TANKS

PFSG will operate four 20,000-gallon capacity hazardous waste storage tanks in the BSTF. The maximum specific gravity of wastes planned to be stored in the tanks is 1.5.

Hazardous waste codes designated with process code S02 in Table A-2 will be stored in tanks at PFSG. Types of waste stored in the tanks include spent/unused solvents, paint, paint-related materials, and waste oils.

Each employee will be carefully trained in the manual operation of the tanks before being allowed to work in the tank farm. The personnel training program at PFSG combined with the facility contingency plan will ensure that each employee has an adequate working knowledge of the storage tanks to allow safe operation. Figures C-2a through C-2c and C-3 provide flow charts illustrating the planned receiving and processing procedures for tanks, 55-gallon drums, or other DOT approved bulk transport containers, to be conducted at the PFSG facility. Figure C-4 describes the waste shipping procedures. A detailed discussion of the procedures outlined in these figures for tracking shipments of waste as they move through the facility is provided in Section C-2.

C.1.3 WASTE PILES

PFSG does not plan to operate any waste piles at this facility. Therefore, requirements for waste piles are not applicable.

C.1.4 INCINERATORS

PFSG does not plan to operate any incinerators at this facility. Therefore, requirements for incinerators are not applicable.

C.1.5 LANDFILLS

PFSG does not plan to operate any landfills at this facility. Therefore, requirements for landfills are not applicable.

C.1.6 LAND TREATMENT

PFSG does not plan to operate any land treatment units at this facility. Therefore, requirements for land treatment units are not applicable.

C.1.7 BOILERS AND INDUSTRIAL FURNACES

PFSG does not have boilers or industrial furnaces burning hazardous waste. Therefore, requirements for boilers and industrial furnaces are not applicable.

C.2 WASTE ANALYSIS PLAN [40 CFR 270.14(B)(3) AND 264.13(B)]

The following information describes the waste analysis plan that will be used to obtain chemical and physical information on the wastes to be handled to ensure proper storage and/or treatment. The procedures will be used for accepting waste streams into the facility and the procedures that will be used to track the waste through the facility are also discussed.

The definition of a waste stream in this application applies to a waste that is generated by one particular generator from one particular generation point. When this application refers to an approved profile or approval number, it implies a waste stream that has been approved for management at PFSG. The definition of waste management activity in this application applies to any operation of PFSG that consists of handling, storage, and/or treatment of the waste. The term generator in this application applies to the person or entity that generated the waste or the agent who manages his/her/its waste; however, all documents referenced in this application are addressed to the actual generator of the waste.

The first step of the waste stream approval process consists of the evaluation of the information provided in the waste material profile sheet. An example of the profile sheet is shown in Exhibit C-2. The profile may have attached analysis reports for a sample of the profiled waste and/or Safety Data Sheets (SDSs) for the waste or components of the waste. Literature containing information on the waste, or its components may be provided in lieu of or in addition to SDSs. An evaluation of the information contained in the profile and attached documents will result in one of the following determinations:

1. Approval of the waste stream.
2. Request that additional information be provided, which may consist of one or more of the following:
    a. Amend the profile for completeness or to address conflicting information.
    b. Provide additional documentation to support information shown or not shown in the profile, which may consist of SDSs or analysis reports.
    c. Provide a sample representative of the waste.
3. Deny approval of the waste stream.

If Determination 2 from the above list occurs, the generator must provide the information requested or make the changes requested. Once changes or additional information are received, the profile will be reviewed again and

either accepted or denied. PFSG may make minor changes to the generators profile; however, these changes must not alter the regulatory status of the profile. Information from the evaluation of the profile will be stated on the Compliance Review form, see example in Exhibit C-3. The Compliance Review form also provides information on how the waste will be processed in the facility. Once approved, the generator will receive an Approval Letter, see example in Exhibit C-3a, which contains the approval number, regulatory status (both environmental and transportation), agreement terms, and notices required by 40 CFR 264.12. There will be a program that requires every waste stream approved at PFSG to be certified by its generator to confirm that the regulatory status of the waste stream has not changed from the previous year. This annual re-certification program will also address new regulations that may affect the regulatory status of the waste. PFSG will not approve a waste stream with a hazard waste code(s) for which PFSG is not permitted to store/treat.

During the drum check-in process, the paperwork for each shipment will be reviewed for hazardous waste codes. If any waste code is found on the paperwork for which PFSG is not permitted, PFSG will implement the following procedures:

- The generator will be contacted and informed that the shipment does not match the approved profile with respect to the hazardous waste codes.
- If the generator believes the unpermitted waste code listed on the paperwork is correct, he/she will be informed that PFSG must reject the waste stream in question.
- If the generator believes the unpermitted waste code was erroneously placed on the paperwork, PFSG will obtain relevant documentation from the generator and then will revise the data on the manifest and accept the waste stream.
- PFSG will allow the generator 15 calendar days to make the above-mentioned determination, and the bulk transport containers with the unpermitted waste code(s) will be staged in the Drum Sampling and Inspection Area.
- Within 30 days of receipt, the waste stream will be returned to the generator or an alternate TSD facility, as requested by the generator, if the generator confirms that the unpermitted waste code listed on the paperwork is correct.

A review of Figures C-2a through C-2c shows that a bulk transport container shipment will receive a Truckload Number. This Truckload Number will include all manifests in the shipment; each manifest receives a Document Number and Drum Numbers are assigned per Document Number; each line item on a manifest will have a Check-In Sheet. Check-In Sheets, see example in Exhibit C-4, can be printed out by the computer using the Load Number or Document Number.

After being unloaded and weighed, each container will be marked with the Load Number, date, and drum number; this drum number is an internal number used to identify drums, or other DOT approved bulk transport container, that have lost a label. The containers will be inspected for damage, proper labeling, and proper manifest information; then, each container will be given a Drum Number by matching Approval Number, generator, manifest number, and waste codes to the Container Check-In Sheet (Exhibit C-4). The employees can then enter information on the Container Check-In Sheet to aid in fingerprint analysis. After the entire load is checked in, the container numbers (Exhibit C-5) can be entered into the computer system and weights entered for each container.
Container Check-In Sheets are divided into four sections:

- **Section 1 –** Load and Manifest Information – This section contains the Document and Truckload Number as well as the line item and manifest number.
- **Section 2 –** Generator Information – This section contains the generator's name, address, and EPA ID Number.
- **Section 3 –** Waste Stream Information – This section contains the Approval Number, waste codes, and DOT description. It also contains information about the composition of the waste.
- **Section 4 –** Drum Number Information – This section contains the Drum Numbers, container size, and type. It also contains area for the results of the fingerprint analysis to be written, see below. Any changes to container size or type are done in this section.

Fingerprint analysis will be conducted on each container received, except for loose packs. The bottom section of the Container Check-In Sheet will be filled in by the drum checkers doing a fingerprint analysis. This analysis will provide information used to determine the process to be used for the container. In general, the information in the bottom section follow this outline:

- Left of Column 1 – This is where the internal tracking number is written.
- Column 1 – Container Number – This is the number used to track the container through processing.
- Column 2 – Size – This is the size of the container and needs to be corrected as necessary.
- Column 3 – Type – This is the type of container and needs to be corrected as necessary.
- Column 4 – Weight – This is the weight of each non-bulk container as it is unloaded. The current computer system uses weight instead of gallons.
- Column 5 – Specific Gravity – This is determined by using a hydrometer. It is one of the determining factors for processing.
- Column 6 – Layers – This is a visual observation. It is one of the determining factors for processing.
- Column 7 – Appearance – This is a visual observation. It is one of the determining factors in processing solids. This includes color and physical state of the waste material.

- Column 8 – pH – This is determined by using multi-colored pH strips. It is one of the determining factors for processing.
- Column 9 – Status – This is where the drum checkers will put the initial processing information based on the fingerprint analysis. This determination is noted on the container as well. PFSG uses several abbreviations to note processing information.
- Column 10 – Burn Test – This is where the results of the burn test are noted. It is one of the determining factors for processing.
- Column 11 – Comments – This is where a description of the liquid waste is written. Drum checkers will note any sludge or solids in the container. It is one of the determining factors for processing.
- Column 12 – Location – This is where other relevant information is noted.

Another part of the fingerprint analysis is the Compatibility Test. This test will be conducted on all containers except for loose packs. An example Compatibility Test Log can be found on page 3 of the Waste Compatibility Test Manual found in Exhibit C-4a.

The objectives of the inbound waste stream fingerprinting process will be the following:

1. Verify that the major parameters of the waste are within the permit conditions.
2. Confirm that the waste meets the general parameters required for the process that will manage the waste.
3. Determine factors in the waste that will affect the extent of service provided by PFSG.
4. Verify compatibility of the waste with other waste streams that will be present in the bulking operation.

The fingerprint analysis on each incoming waste stream should show whether the waste meets the parameters of the profile and the process it is meant to go into. When there are differences, a sample of the waste will be taken for additional laboratory analysis, and the laboratory analysis will determine the correct process for the waste.

As noted above, Column 9 – Status in the Container Check-In Sheet, PFSG previously used several abbreviations to show process information. These abbreviations give the employees in the Processing Areas information on how to process the waste. These abbreviations include, but are not limited to, the following:

H – Hold – These containers cannot be processed until laboratory analysis on the waste is completed.

F – Fuel – These containers are ready to go into the fuel bulking process.

F/S – Fuel with Sludge – Dependent upon the relative volume of sludge, these containers will be processed for fuel bulking or processed directly into an outbound shipment.

F/H_2O – Fuel with Water – These containers are ready to be processed as high water. The containers have some water in them but have passed the burn test.

NF/H_2O – Liquid Waste with Water – These containers are ready to be processed as high water.

GF – Solid Fuel – These containers are ready to be processed directly into an outbound shipment.

LF or **EQ –** Solids for Treatment – These containers are ready to be processed. They will be consolidated into a dump trailer or other bulk transport container for shipment to an outside disposal facility.

Fingerprint analysis will be conducted for each container received at PFSG, except for loose packs. Additional laboratory analysis will also be performed based on fingerprint analysis, if required to determine the correct process for the waste. A sample from the container and a copy of the Container Check-In Sheet will be submitted to the lab; lab employees will review the Container Check-In Sheet and determine which analyses need to be performed. After analysis is completed, the results will be given to the Operations manager or General Manager; they will determine the best process for the waste.

Inbound bulk shipments transported in tank trailers that carry waste in more than one compartment require that a determination be made on the nature of the waste transported in each compartment. A sample will be taken from every compartment and composited into one sample for testing before unloading it. When different waste streams are transported in one tank trailer, every shipping compartment will be considered as one bulk transport container for completing forms, receiving, processing, sampling, and testing before unloading them.

Loose Packs will not undergo an initial fingerprint. A sample will be taken from the inner containers for a yearly review, but the bulk transport container will not be analyzed until it is being processed. Each container in the loose pack will be reviewed by the employee doing the consolidation and a compatibility test will be performed as each bulk transport container is consolidated. Any questions about an inner container will be taken to the General Manager or Operations Manager, who will determine how to best process the inner container in question.

As containers are processed, Check-In Stickers will be removed and placed on a Material Transfer Log (Exhibit C-6a). The size of the container, the amount in the container, the amount processed, and the location it was processed from and to will be entered on the Log. The Material Transfer Log will be turned into the office at the end of every shift and the information will be entered in the computer's tracking system.

The computer's tracking system will create an outbound load by using a first number in-first number out system; the Operations Manager or General Manager will tell the Outbound Specialist where the bulk load is coming from within PFSG and the off-site facility being used. The Outbound Specialist will enter this information into the computer and the computer will determine which containers are in the bulk load. The manifest will be created from

this information and printed out. A list of the containers in the bulk load will be printed out from the computer's tracking system; this list is called the Tanker/Van Load Report; see Exhibit C-6b for waste fuels and Exhibit C-6c for consolidated waste. A copy of the Report will be kept on file with a copy of the manifest.

Outbound bulk transport container shipments are created by the Operations Manager, or his/her designee from a list of separate containers. The list of containers will be for a designated hazardous waste facility and will identify each individual outbound waste stream. The list of containers will be taken to the Outbound Specialist who enters the information into the computer's tracking system. A manifest will be created from this information and a Tanker/Van Load Report will be printed out. A copy of this Report will be kept on file with a copy of the manifest.

C.2.1 PARAMETERS AND RATIONALE

Testing and evaluation will be conducted at the PFSG facility to determine the physical and chemical characteristics of the waste for the following purposes:

1. To characterize a new waste stream for pre-acceptance.
2. To fingerprint an incoming shipment of waste from a previously accepted waste stream.
3. To determine waste composition by conducting laboratory analysis on an incoming first-time shipment of waste from an accepted waste stream.
4. To determine waste composition by conducting optional laboratory analysis on incoming subsequent shipment of waste from an accepted waste stream.
5. To determine physical and chemical parameters by conducting additional laboratory analysis on a sample of a new waste stream for pre-acceptance, on an incoming shipment of waste, or on an outgoing shipment of waste.
6. To determine specific parameters by conducting laboratory analysis on an outbound shipment of waste fuel.

The testing operations indicated in the previous paragraphs are described below.

1. Characterization of new waste streams for pre-acceptance is discussed in this application in Section C-2, Waste Analysis Plan. The objective of this operation is to establish the regulatory status, safety and handling factors, waste management activity and transportation requirements, and extent of service to be rendered by PFSG for the waste in question. The criteria used to review a profile for approval are explained in detail in Section C-2 of this application. Every waste accepted at PFSG will be subject to the waste stream approval process described in this section before it can be shipped to PFSG.
2. Every incoming shipment of waste will be subject to the fingerprint operation if it is going to be treated in one of the waste management processes at PFSG. The objective of the fingerprint operation is stated earlier in this

section. Table C-2 shows the parameters, analytical methods, and rationale for selection that are involved in the fingerprint operation. Exhibit C-6 provides an example lab analysis sheet.

3. In addition to the normal fingerprinting analyses, a sample will be taken from every incoming first-time shipment of waste for laboratory analysis, except for loose packs. The main objective of this analysis will be to determine the composition of the waste to evaluate the most appropriate waste treatment process for the waste in question. The laboratory analysis consists of a solvent scan performed by Gas Chromatography (GC) scan in accordance with the Environmental Protection Agency (EPA) Method 8015B, EPA Method 8000, or other approved EPA SW-846 and American Society for Testing and Materials (ASTM) method(s) performed at an offsite laboratory. The GC scan gives results showing the amount in percent of the organic compounds that are commonly found in waste streams previously shipped to PFSG. The amount and type of solvents shown by the GC scan give a reliable indication of the BTU value and chlorides content. The burn test conducted during the fingerprint operation determines whether the waste is combustible, and the GC scan identifies those parameters that support combustion. Once the parameters that support combustion have been identified and their amount in the waste have been established, their corresponding heat of combustion factors may be found in chemical tables, and a good approximation of the heating value of the waste can be obtained. If there is a reasonable doubt as to the BTU value of the waste stream because of poor performance of the waste sample in the burn test, or when the GC scan fails to give convincing results on the resources the waste have to qualify for energy recovery, then a higher heating value test is conducted in a bomb calorimeter on a sample of the waste. The heating value results obtained by using the procedure described above in this paragraph are always more conservative than the ones obtained by the bomb calorimeter test. The GC scan can identify those parameters present in the waste in concentrations above 1% (see Exhibit C-6).

   A GC scan result will also show a partial chloride content by identifying and quantifying those halogenated solvents that appear, which would be the parameters of concern for the processes conducted at PFSG and would be the ones normally found in waste streams shipped to PFSG. More accurate information about halides content, when needed, may be obtained from the bomb calorimeter test.

   If evaluation or fingerprint test results indicate the presence of water in amounts that need to be quantified, a test will be conducted on a sample of the waste by using the Karl Fischer procedure. A pH value test using electrometric measuring instruments will be conducted on samples of waste that showed unusual or inconclusive results in the fingerprint operation. The picture of the waste composition and properties presented by the fingerprint testing and the laboratory analysis described above should be sufficient to indicate that the characteristics of the waste conform to the profiled waste, and to evaluate the waste for waste treatment process requirements. In the case that more analyses are required to determine parameters, composition, or regulatory status of the waste, such optional or additional analyses are addressed in paragraphs below. Parameters, analytical method, and rationale for selection of the tests described above are shown in Table C-3.

4. Optional laboratory analyses may be performed on subsequent shipments (other than first-time shipment) of wastes of a previously approved waste stream whenever visual observation or fingerprint results indicate something unusual is present in the waste. Additional laboratory testing methods are described in Table C-3a. The parameters, analytical methods, and rationale for selection for optional laboratory analysis are the same ones used for required laboratory analysis for first-time shipments of waste, which are shown in Table C-3.

5. A sample is taken from every incoming waste stream on an annual basis for continued shipments. The sample goes to a laboratory for analysis per Tables C-2 and C-3. This analysis is performed to evaluate the waste stream for changes in chemical composition. The waste stream will go through the analysis discussed in Item 3.

6. PFSG may submit samples taken from outbound shipments of waste fuel for laboratory analysis to confirm that the load meets the acceptance parameters required by the receiving facility. The testing described in this paragraph may be performed by an off-site laboratory, and the results generally would be obtained before the load is delivered to the designated facility. Examples of the parameters, analytical methods, and rationale for selection for tests described in this paragraph are shown in Table C-3b.

C.2.2 TEST METHODS

Tables C-2 through C-3b provide a summary of the test methods to be used for analysis of the parameters identified above. All test methods are from "Test Methods for Evaluating Solid Waste, Physical/Chemical Methods" (EPA Office of Waste Management, SW-846, 1980, and subsequent updates and amended materials), ASTM-approved, and other EPA-approved methods.

C.2.3 SAMPLING METHODS

Table C-4 provides a summary of the methods to be used for sampling wastes. These methods are specified based on the waste and shipment type. As previously discussed, the listed methods will be used to obtain representative samples of each waste stream shipment.

C.2.4 FREQUENCY OF ANALYSIS

If any change in the generator's process or raw materials occurs, the characterization analyses will be repeated for a previously approved waste stream and a new waste profile sheet will be obtained. Fingerprint analyses will be conducted for each shipment of the approved waste stream to be received by PFSG, except for loose packs. This on-site sampling and analysis will be performed to assure that wastes can be properly and safely managed. If the fingerprint analyses produces results that indicate that the waste shipment is not from the waste stream initially characterized and documented in the profile sheet, additional analyses may be required to ensure that the waste shipment can be properly and safely handled.

When fingerprint tests and the optional or additional laboratory analysis indicates that a waste shipment does not conform to the waste stream originally approved, the waste in question will be put on hold. A hold status of a waste shipment means that it will not be processed, but subject to rejection unless the discrepancy is resolved. The discrepancy must be resolved by obtaining from the generator a new or revised profile that reflects the new regulatory status, composition or parameters discovered by the fingerprint tests, and the optional or additional laboratory analysis. If the new regulatory status of the waste is such that PFSG is not authorized to manage it, the waste will be rejected. Rejection of the waste consists of shipping the waste back to the generator with the inbound manifest, which will contain a note in the discrepancy space indicating reason for rejection. The rejected waste may be also shipped to an alternate facility as advised by the generator. The alternate facility information will be noted in the inbound manifest along with the same note mentioned in the previous sentence. If the waste discrepancy cannot be resolved in the manner described above, the waste will be shipped back to the generator.

Outgoing shipments will be sampled and fingerprint analyses will be conducted in accordance with the receiving facility's needs. Example parameters are shown in Table C-3b. Each batch of solidified/stabilized waste will be analyzed to ensure that it meets the land disposal restrictions.

C.2.5 ADDITIONAL REQUIREMENTS PERTAINING TO BOILER/INDUSTRIAL FURNACE FACILITIES

PFSG does not have boilers or industrial furnaces burning hazardous waste. Therefore, requirements for boiler/industrial furnaces are not applicable.

C.2.6 ADDITIONAL REQUIREMENTS FOR WASTES GENERATED OFF SITE

PFSG generally will not accept a shipment of waste that has not been previously approved for receipt on a specific date. The waste shipment schedule is necessary to avoid an inventory of waste that may exceed the maximum permitted capacity at PFSG. A waste shipment is scheduled based on the General Manager's consent that the existing inventory, minus the volume of waste scheduled for shipment from PFSG to off-site facilities and of 55-gallon drums or other approved DOT bulk transport containers to be processed before the arrival of the shipment in question, plus the arrival of a volume of waste from scheduled shipments, will not exceed the maximum permitted capacity. Waste shipments that show up at PFSG without having been scheduled may not be received at the facility unless a determination is made that it will not exceed the maximum permitted capacity. In any case, no shipment containing hazardous wastes that were not pre-approved by PFSG will be accepted at the facility.

For each incoming liquid waste stream that is not designated as D001 waste, at least ten percent of the containers will be sampled, and a flash point test will be conducted to ensure that it is not an ignitable hazardous waste. A

random number generator software will be used to select the ten percent of individual containers for each such waste stream.

C.2.7 ADDITIONAL REQUIREMENTS FOR FACILITIES HANDLING IGNITABLE, REACTIVE, OR INCOMPATIBLE WASTE

PFSG will accept D003 [except reactive wastes meeting the criteria of 40 CFR 261.23(c)(1), (7), (8), and (9)] only for storage and repackaging at the facility. D003 wastes will be stored in the permitted storage area(s), ensuring that they are compatible with other wastes stored in the same cell by using the DOT compatibility chart (Exhibit C-7a). In addition, D003 wastes will be stored only in the storage area equipped with dry chemical extinguishing systems or ABC fire extinguishers. See Sections D, F, and G for procedures used in handling ignitable wastes.

To ensure that incompatible wastes are handled in a manner to prevent contact of spill materials or inadvertent mixing, PFSG will use the *ASTM Guide for Estimating the Incompatibility of Selected Hazardous Wastes Based on Binary Chemical Reactions*. A copy of this guide will be retained at the PFSG facility. The basis of this guide is Figure 2 of the Guide - Hazardous Waste Compatibility Chart. This chart provides a summary of the reactions that may occur in the event of mixing of various combinations of waste reactivity groups. A copy of the chart is included in Exhibit C-7 (from EPA-600/2-80-076, April 1980). To use this chart, the appropriate reactivity group must be identified for each waste type in question. Thus, for each waste code listed in Table C-1, the corresponding reactivity group number has been determined and specified in column six (Reactivity Group Number) of Table C-1. To ensure that two wastes are compatible for storage or processing, the reactivity group number for each is identified from Table C-1. The compatibility chart is then reviewed to determine the potential for any adverse reactions. If the chart indicates incompatibility, the wastes will be handled and stored separately.

C.3 ADDITIONAL WASTE ANALYSIS REQUIREMENTS PERTAINING TO LAND DISPOSAL RESTRICTIONS [40 CFR 270.14 (B)(3)]

PFSG Exhibits C-8 and C-8a provide a sample of the Land Disposal Restriction Notification (LDRN) Form, and Universal Treatment Standards and Underlying Hazardous Constituents Form, respectively, that accompanies each waste shipment from the PFSG facility. This section describes how this requirement will be fulfilled.

C.3.1 WASTE CHARACTERISTICS

PFSG will require an LDRN to be completed, signed, and submitted by the generator with the initial shipment of waste. The LDRN form contains spaces to enter all information required in 40 CFR 268.7(a), including the EPA hazardous waste number; the treatability group, treatment standard, waste subcategory, regulatory reference, and treatment technology code; the document manifest number for the manifest to which the LDRN form is attached; and availability of waste analysis data. The statement, "This hazardous debris is subject to the alternative treatment

standard of 40 CFR 268.45." will be entered in the LDRN when this requirement is applicable and in accordance with the most recent amendment made to this rule. A copy of an example LDRN form is shown in Exhibit C-8. In addition, generators are required to specify the underlying hazardous constituents in characteristic wastes as required by 40 CFR 268.9.

C.3.2 ADDITIONAL REQUIREMENTS FOR TREATMENT FACILITIES

Any hazardous waste shipped off-site from PFSG will be tested in accordance with the requirements of the receiving facility, and documentation will be kept in facility files. In addition, notice and certification will be made to off-site facilities in accordance with 40 CFR 268.7(b). For hazardous waste that has not been treated at PFSG, the outbound LDRN form will contain the same information contained in the inbound LDRN form(s). For waste that has been treated at PFSG, the outbound LDRN form will be completed with information and results gathered in accordance with the waste analysis plan. The outbound LDRN form may or may not be the one shown in Exhibits C-8 and C-8a, depending on the requirements of the designated facility.

Each batch of hazardous wastes treated at PFSG by solidification/stabilization to render them non-hazardous and destined to a landfill will be tested for RCRA metals (by Toxicity Characteristic Leaching Procedure [TCLP] method) and, if applicable, other constituents to demonstrate that the treated waste meets the land disposal restrictions.

A sulfide and cyanide screen will be performed on the contents of each waste stream that will be bulked or blended at PFSG prior to bulking to prevent any unanticipated reactions. At least 10% of containers of each waste stream to be bulked or blended will be sampled and composited for the sulfide and cyanide screen or analysis.

C.3.3 ADDITIONAL REQUIREMENTS FOR DISPOSAL FACILITIES

PFSG is not a disposal facility; therefore, requirements for a land disposal facility do not apply.

C.3.4 ADDITIONAL REQUIREMENTS FOR SURFACE IMPOUNDMENTS EXEMPTED FROM LAND RESTRICTIONS

PFSG does not operate any hazardous waste surface impoundments; therefore, requirements for hazardous waste surface impoundments do not apply.

C.3.5 REQUIREMENTS FOR LAND DISPOSAL FACILITIES WITH AN APPROVED EXEMPTION OR EXTENSION

PFSG is not a land disposal facility; therefore, these requirements do not apply.

C.3.6 WASTE RESTRICTIONS FOR PFSG PROCESSING

PFSG will not receive or process explosive wastes. The following table describes hazardous wastes accepted at the facility, but currently restricted from certain processes at PFSG.

Process	**Restricted Wastes**
Container Bulking	D003
Container Consolidation	D003
Loose Pack Consolidation	D003
Solids Removal	D003
Solidification	D003
Stabilization	Wastes that do not contain metals

TABLES

TABLE C-1. LIST OF PREVIOUSLY PERMITTED HAZARDOUS WASTES, IDENTIFICATIONS, AND HAZARD CLASSIFICATIONS FOR PERMA-FIX OF SOUTH GEORGIA, INC., VALDOSTA, GEORGIA

Waste Description	Hazardous Waste Code	CAS Registry Number	EPA Hazard Code	DOT Hazard Class	Reactivity Group Number	Estimated Annual Quantity (gallons)
Ignitable Liquid	D001		I	3	101	100,000
Corrosive	D002		C	8	1,2,3,10	30,000
Reactive	D003		R	3, 4.1, 5.2, 6.1, 8	103	5,000
Arsenic	D004		T	6.1	24	25,000
Barium	D005		T	4.3	24	2,500
Cadmium	D006		T	6.1	24	25,000
Chromium	D007		T	9	24	25,000
Lead	D008		T	6.1	24	25,000
Mercury	D009		T	8	24	2,500
Selenium	D010		T	6.1	24	2,500
Silver	D011		T	9	24	10,000
Endrin	D012		T	9	17	2,500
Lindane	D013		T	9	17	2,500
Methoxychlor	D014		T	9	17	2,500
Toxaphene	D015		T	9	17	2,500
2,4-D	D016		T	9	17	2,500
2,4,5-TP (Silvex)	D017		T	9	17	2,500
Benzene	D018		T	3	16	25,000
Carbon Tetrachloride	D019		T	6.1	17	25,000
Chlordane	D020		T	9	17	2,500
Chlorobenzene	D021		T	3	17	10,000
Chloroform	D022		T	6.1	17	10,000
O-Cresol	D023		T	6.1	31	2,500
M-Cresol	D024		T	6.1	31	2,500
P-Cresol	D025		T	6.1	31	2,500
Cresol	D026		T	6.1	31	2,500
1,4-Dichlorobenzene	D027		T	6.1	17	2,500
1,2-Dichloroethane	D028		T	3	17	2,500
1,1 Dichloroethylene	D029		T	3	17	2,500
2,4-Dinitrotoluene	D030		T	6.1	27	2,500
Heptachlor	D031		T	9	17	2,500
Hexachlorobenzene	D032		T	6.1	17	2,500
Hexachlorobutadiene	D033		T	6.1	17	2,500
Hexachloroethane	D034		T	9	17	2,500
Methyl Ethyl Ketone	D035		T	3	19	10,000
Nitrobenzene	D036		T	6.1	27	2,500
Pentachlorphenol	D037		T	9	17,31	2,500
Pyridine	D038		T	3	7	2,500
Tetrachloroethylene	D039		T	6.1	17	10,000
Trichloroethylene	D040		T	6.1	17	10,000
2,4,5-Trichlorophenol	D041		T	9	17,31	2,500
2,4,6-Trichlorophenol	D042		T	9	17,31	2,500
Vinyl Chloride	D043		T	3	17, 103	2,500
Spent Halogenated Solvents	F001		T	9	17	105,000
Spent Halogenated Solvents	F002		T	9	17	105,000
Spent Non-Halogenated Solvents	F003		I	9	16,14,4,19	100,000
Spent Non-Halogenated Solvents	F004		T	9	27,31	2,500
Spent Non-Halogenated Solvents	F005		I,T	9	16,4,19	100,000
Electroplating Sludges	F006		T	9	24	2,500
Spent Cyanide Plating Solutions	F007		R,T	9	24	2,500
Cyanide Plating Bath Residues	F008		R,T	9	24	2,500
Spent stripping solutions from Cyanide Plating	F009		R,T	9	24	2,500
Quench Bath Residues from Cyanide Oil Baths	F010		R,T	9	24	2,500
Spent Cyanide Solutions/Slat Bath Pot Cleaning	F011		R,T	9	24	2,500
Quench Wastewater Sludge	F012		T	9	11	2,500
Wastewater Treatment Sludge	F019		T	9	24	15,000
Chlorophenolic Residuals	F032		T	9	17,31	2,500
Creosote Residuals	F034		T	9	17,31	2,500
Arsenic/Chromium Residuals	F035		T	9	24	2,500
Petroleum Refinery Primary Sludge	F037		T	9	24	2,500
Petroleum Refinery Secondary Sludge	F038		T	9	24	2,500
Leachate from Wastes	F039		T	9	24	2,500

TABLE C-1. LIST OF PREVIOUSLY PERMITTED HAZARDOUS WASTES, IDENTIFICATIONS, AND HAZARD CLASSIFICATIONS FOR PERMA-FIX OF SOUTH GEORGIA, INC., VALDOSTA, GEORGIA

Waste Description	Hazardous Waste Code	CAS Registry Number	EPA Hazard Code	DOT Hazard Class	Reactivity Group Number	Estimated Annual Quantity (gallons)
Wastewater Sludge from Creosote/Pentachlorophenol Wood	K001		T	9	31	2,500
Dissolved Air Float	K048		T	9	24	2,500
Stop Oil Emulsion Solids	K049		T	9	24	2,500
Heat Exchanger Sludge	K050		T	9	24	2,500
API Separator Sludge	K051		T	9	24	2,500
Petroleum Tank Bottoms	K052		T	9	24	2,500
Emission Control Dust/Sludge	K061		T	9	24	2,500
Spent Pickle Liquor	K062		C,T	9	24	2,500
Solvent Washes & Sludge	K086		T	9	24	10,000
Warfarin & Salts when > .03%	P001	81-81-2	H	9	X	2,500
Acetamide, N-(Aminothioxomethyl)	P002	591-08-2	H	9	6	2,500
Acrolein	P003	107-02-8	H	6.1	5, 103	2,500
Aldrin	P004	309-00-2	H	6.1	17	2,500
Allyl Alcohol	P005	107-18-6	H	6.1	4	2,500
5-(Aminomethyl)-3-Isoxazolol	P007	2763-96-4	H	9	7	2,500
Aminopyridine	P008	504-24-5	H	6.1	7	2,500
Arsenic Acid (H3AsO4)	P010	131-74-8	H	6.1	24	2,500
Arsenic Oxide (As2O5)	P011	1303-28-2	H	6.1	24	2,500
Arsenic Oxide (As2O3)	P012	1327-53-3	H	6.1	24	2,500
Barium Cyanide	P013	542-62-1	H	6.1	24,11	2,500
Benzenethiol	P014	108-98-5	H	6.1	X	2,500
Beryllium	P015	7440-41-7	H	6.1	24	2,500
Dichloromethylether	P016	542-88-1	H	3	14	2,500
2-propanone, 1-bromo- (or) bromoacetone	P017	598–31–2	H	6.1	19	2,500
Brucine	P018	357-57-3	H	6.1	X	2,500
Dinoseb	P020	88-85-7	H	9	27,31	2,500
Calcium Cyanide	P021	592-01-8	H	6.1	11	2,500
Carbon Disulfide	P022	75–15–0	H	3, 6.1	33	2,500
Acetaldehyde, Chloro-	P023	107-20-0	H	6.1	5,17	2,500
Benzenamine, 4-Chloro-	P024	106-47-8	H	9	17	2,500
1-(o-Chlorophenyl)thiourea	P026	5344-82-1	H	9	12	2,500
3-Chloropropionitrile	P027	542-76-7	H	9	17,26	2,500
Benzene, Chloromethyl	P028	100-44-7	H	6.1	17	2,500
Copper Cyanide	P029	544-92-3	H	6.1	11,24	2,500
Cyanides	P030	57-12-5	H	6.1	11	2,500
2-Cyclohexyl-4,6-dinitrophenol	P034	131-89-5	H	9	11,31	2,500
Arsonous Dichloride, Phenyl	P036	696-28-6	H	9	24	2,500
Dieldrin	P037	60-57-1	H	6.1	17	2,500
Arsine, Diethyl-	P038	692-42-2	H	6.1	24	2,500
Disulfoton	P039	298-04-4	H	9	32	2,500
O,O-Diethyl O-pyrazinyl Phosphorothioate	P040	297-97-2	H	9	32	2,500
Diethyl-p-nitrophenyl Phosphate	P041	311-45-5	H	9	32	2,500
Diisopropylfluorophosphate	P043	55-91-4	H	9	32	2,500
Dimethoate	P044	60-51-5	H	9	32	2,500
Thiofanox	P045	39196-18-4	H	9	X	2,500
Benzeneethanamine, alpha, alpha-dimethyl-	P046	122-09-8	H	9	X	2,500
4,6-Dinitro-o-cresol & Salts	P047	534-52-1	H	6.1	27,31	2,500
2,4-Dinitrophenol	P048	51-28-5	H	9	27,31	2,500
Dithiobiuret	P049	541-53-7	H	9	X	2,500
Endosulfan	P050	115-29-7	H	9	17,20	2,500
Endrin	P051	72-20-8	H	9	17	2,500
Aziridine	P054	151-56-4	H	6.1	7,103	2,500
Acetamide, 2-Fluoro-	P057	640-19-7	H	9	6	2,500
Acetic Acid, Fluoro-, Sodium Salt	P058	62-74-8	H	9	X	2,500
Heptachlor	P059	76-44-8	H	9	17	2,500
Isodrin	P060	465-73-6	H	9	17	2,500
Hexaethyl Tetraphosphate	P062	757-58-4	H	9	32	2,500
Methyl Isocyanate	P064	624-83-9	H	6.1	18	2,500
Methomyl	P066	16752-77-5	H	9	9,20	2,500
Aziridine, 2-methyl	P067	75-55-8	H	3	7	2,500
Methyl Hydrazine	P068	60-34-4	H	3	8	2,500
2-methyllactonitrile (or) propanenitrile, 2-hydroxy-2-methyl-	P069	75–86–5	H	6.1	27	2,500

TABLE C-1. LIST OF PREVIOUSLY PERMITTED HAZARDOUS WASTES, IDENTIFICATIONS, AND HAZARD CLASSIFICATIONS FOR PERMA-FIX OF SOUTH GEORGIA, INC., VALDOSTA, GEORGIA

Waste Description	Hazardous Waste Code	CAS Registry Number	EPA Hazard Code	DOT Hazard Class	Reactivity Group Number	Estimated Annual Quantity (gallons)
Aldicurb	P070	116-06-3	H	9	9,20	2,500
Methyl Parathion	P071	298-00-0	H	6.1	32	2,500
alpha-Naphthylthiourea	P072	86-88-4	H	6.1	12	2,500
Nickel carbonyl (or) nickel carbonyl ni(co)4, (t-4)-	P073	13463–39–3	h	6.1	24	2,500
Nickel Cyanide	P074	557-19-7	H	6.1	11,24	2,500
Nicotine & Salts	P075	54-11-5	H	6.1	X	2,500
Benzenamine, 4-Nitro-	P077	100-01-6	H	6.1	7,27	2,500
N-Nitrosodimethylamine	P082	62-75-9	H	9	7,27	2,500
N-Nitrosomethylvinylamine	P084	4549-40-0	H	9	X	2,500
Octamethylpyrophosphoramide	P085	152-16-9	H	9	X	2,500
Osmium Tetroxide	P087	20816-12-0	H	6.1	24	2,500
Endothall	P088	145-73-3	H	9	3	2,500
Parathion	P089	56-38-2	H	6.1	32	2,500
Phenylmercury Acetate	P092	62-38-4	H	6.1	24	2,500
Phenylthiourea	P093	103-85-5	H	9	X	2,500
Phorate	P094	298-02-2	H	9	32	2,500
Famphur	P097	52-85-7	H	9	X	2,500
Potassium Cyanide	P098	151-50-8	H	6.1	11	2,500
Argentate(1-), bis(Cyano-C)-, Potassium	P099	506-61-6	H	6.1	11,24	2,500
Ethyl Cyanide	P101	107-12-0	H	9	26	2,500
Propargyl Alcohol	P102	107-19-7	H	3	4	2,500
Selenourea	P103	630-10-4	H	9	X	2,500
Silver Cyanide	P104	506-64-9	H	6.1	11,24	2,500
Sodium Azide	P105	26628-22-8	H	6.1	102	2,500
Sodium Cyanide	P106	143-33-9	H	6.1	11	2,500
Strychnine & Salts	P108	57-24-9	H	6.1	X	2,500
Tetraethyldithiopyrophosphate	P109	3689-24-5	H	6.1	32	2,500
Tetraethyl Lead	P110	78-00-2	H	6.1	24	2,500
Tetraethyl Pyrophosphate	P111	107-49-3	H	6.1	32	2,500
Thallic Oxide	P113	1314-32-5	H	9	X	2,500
Thallium (1) Selenide	P114	12039-62-0	H	6.1	24	2,500
Thallium (1) Sulfate	P115	7446-18-6	H	6.1	24	2,500
Thiosemicarbazide	P116	79-19-6	H	9	X	2,500
Trichloromethanethiol	P118	75-70-7	H	6.1	17,20	2,500
Ammonium Vanadate	P119	7803-55-6	H	6.1	24	2,500
Vanadium Pentoxide	P120	1314-62-1	H	6.1	24	2,500
Zinc Cyanide	P121	557-21-1	H	6.1	11,24	2,500
Toxaphene	P123	8001-35-2	H	9	17	2,500
1,3-dithiolane-2-carboxaldehyde, 2,4-dimethyl-, o- [(methylamino)-carbonyl]oxime (or) tirpate	P185	26419–73–8	H	6.1	5	2,500
Phenol, 3-methyl-5-(1-methylethyl)-, methyl carbamate (or) promecarb	P201	2631–37–0	H	6.1	9	2,500
M-cumenyl methylcarbamate (or) 3-isopropylphenyl n-methylcarbamate (or) phenol, 3-(1-methylethyl)-, methyl carbamate	P202	64–00–6	H	6.1	9	2,500
Aldicarb sulfone (or) propanal, 2-methyl-2-(methyl-sulfonyl)-, o-[(methylamino)carbonyl] oxime	P203	1646–88–4	H	6.1	9	2,500
Physostigmine (or) pyrrolo[2,3-b]indol-5-ol, 1,2,3,3a,8,8a-hexahydro-1,3a,8-trimethyl-methylcarbamate (ester), (3as-cis)-	P204	57–47–6	H	6.1	9	2,500
Zinc, bis(dimethylcarbamodithioato-s,s')-, (or) ziram	P205	137–30–4	H	6.1	9	2,500
Acetaldehyde	U001	75-07-0	I	3	5	2,500
Acetone	U002	67-64-1	I	3	19	2,500
Acetonitrile	U003	75-05-8	I,T	3	26	2,500
Acetophenone	U004	98-86-2	T	9	19	2,500
2-Acetylaminofluorene	U005	53-96-3	T	9	X	2,500
Acrylamide	U007	79-06-1	T	6.1	6	2,500
Acrylic Acid	U008	79-10-7	I	8	3,103	2,500
Acrylonitrile	U009	107-13-1	T	3	26,103	2,500
Mitomycin C	U010	50-07-7	T	9	X	2,500
Amitrole	U011	61-82-5	T	9	X	2,500
Aniline (I,T)	U012	62-53-3	I,T	6.1	7	2,500
Auramine (or) benzenamine, 4,4'-carbonimidoylbis[n,n-dimethyl-	U014	492-80-8	T	9	7	2,500
Azaserine	U015	115-02-6	T	9	X	2,500
Benz(c)acridine	U016	225-51-4	T	9	X	2,500
Benzal Chloride	U017	98-87-3	T	9	17	2,500
Benz(a)athracene	U018	56-55-3	T	9	16	2,500
Benzene	U019	71-43-2	I,T	3	16	2,500
Benzenesulfonic acid chloride (c,r) (or) benzenesulfonyl chloride (c,r)	U020	98-09-9	C,R	3,8	17	2,500

TABLE C-1. LIST OF PREVIOUSLY PERMITTED HAZARDOUS WASTES, IDENTIFICATIONS, AND HAZARD CLASSIFICATIONS FOR PERMA-FIX OF SOUTH GEORGIA, INC., VALDOSTA, GEORGIA

Waste Description	Hazardous Waste Code	CAS Registry Number	EPA Hazard Code	DOT Hazard Class	Reactivity Group Number	Estimated Annual Quantity (gallons)
Benzidine	U021	62-53-3	T	6.1	7	2,500
Benzo(a)pyrene	U022	50-32-8	T	9	16	2,500
Benzene, (trichloromethyl)- (or) benzotrichloride (c,r,t)	U023	98-07-7	C,R,T	8	17	2,500
Dichloromethoxy ethane	U024	111-91-1	T	9	17	2,500
Dichloroethyl ether	U025	111-44-4	T	9	14,17	2,500
Chlornaphazine	U026	494-03-1	T	9	X	2,500
Dichloroisopropyl ether	U027	108-60-1	T	6.1	14	2,500
Diethylhexyl Phthalate	U028	117-81-7	T	9	X	2,500
Methyl Bromide	U029	74-83-9	T	2.3	17	2,500
4-Bromophenyl phenyl ether	U030	101-55-3	T	9	14	2,500
n-Butyl Alcohol	U031	71-36-3	I	3	4	2,500
Calcium Chromate	U032	13765-19-0	T	9	24	2,500
Chloral	U034	75-87-6	T	6.1	5,17	2,500
Chlorambucil	U035	305-03-3	T	9	X	2,500
Chlordane, alpha & gamma isomers	U036	57-74-9	T	9	17	2,500
Chlorobenzene	U037	108-90-7	T	3	17	2,500
Chlorobenzilate	U038	510-15-6	T	9	X	2,500
p-Chloro-m-cresol	U039	59-50-7	T	6.1	17,31	2,500
Epichlorohydrin	U041	106-89-8	T	6.1	17,34	2,500
2-Chloroethyl vinyl ether	U042	110-75-8	T	9	17,14	2,500
Ethene, chloro- (or) vinyl chloride	U043	75-01-4	T	2.1	17	2,500
Chloroform	U044	67-66-3	T	6.1	17	2,500
Methyl Chloride	U045	74-87-3	I,T	2.1	17	2,500
Chloromethyl methyl ether	U046	107-30-2	T	3	14,17	2,500
beta-Chloronaphthalene	U047	91-58-7	T	9	17	2,500
o-Chlorophenol	U048	95-57-8	T	6.1	31	2,500
4-Chloro-o-toluidine, hydrochloride	U049	3165-93-3	T	6.1	17	2,500
Chrysene	U050	218-01-9	T	9	16	2,500
Creosote	U051		T	9	31	2,500
Cresol	U052	1319-77-3	T	6.1	31	2,500
Crotonaldehyde	U053	4170-30-3	T	3	5	2,500
Cumene	U055	98-82-8	I	9	14,16,17	2,500
Cyclohexane	U056	110-82-7	I	3	29	2,500
Cyclohexanone	U057	108-94-1	I	3	19	2,500
Cyclophosphamide	U058	50-18-0	T	9	6	2,500
Daunomycin	U059	20830-81-3	T	9	X	2,500
DDD	U060	72-54-8	T	9	17	2,500
DDT	U061	50-29-3	T	9	17	2,500
Diallate	U062	2303-16-4	T	9	X	2,500
Dibenz(a,h)anthracene	U063	53-70-3	T	9	16	2,500
Dibenzo(a,i)pyrene	U064	189-55-9	T	9	16	2,500
1,2-Dibromo-3-chloropropane	U066	96-12-8	T	6.1	17	2,500
Ethane, 1,2-dibromo-	U067	106-93-4	T	6.1	17	2,500
Methylene Bromide	U068	74-95-3	T	6.1	17	2,500
Dibutyl phthalate	U069	84-74-2	T	9	13	2,500
o-Dichlorobenzene	U070	95-50-1	T	6.1	17	2,500
m-Dichlorobenzene	U071	541-73-1	T	9	17	2,500
p-Dichlorobenzene	U072	106-46-7	T	6.1	17	2,500
3,3-Dichlorobenzidine	U073	91-94-1	T	9	7,17	2,500
1,4-Dichloro-2-butene	U074	764-41-0	I,T	9	17	2,500
Dichlorodifluoromethane (or) methane, dichlorodifluoro-	U075	75-71-8	T	2.2	17	2,500
Ethane, 1,1-dichloro-	U076	75-34-3	T	3	17	2,500
Ethane, 1,2-dichloro-	U077	107-06-2	T	3	17	2,500
1,1-Dichloroethylene	U078	75-35-4	T	9	17	2,500
1,2-Dichloroethylene	U079	156-60-5	T	9	17	2,500
Methylene Chloride	U080	75-09-2	T	6.1	17	30,000
2,4-Dichlorophenol	U081	120-83-2	T	9	17,31	2,500
2,6-Dichlorophenol	U082	87-65-0	T	9	17,31	2,500
Propylene dichloride	U083	78-87-5	T	3	17	2,500
1,3-Dichloropropene	U084	542-75-6	T	3	17	2,500
1,2:3,4-Diepoxybutane	U085	1464-53-5	I,T	9	X	2,500
N,N'-Diethylhydrazine	U086	1615-80-1	T	9	8	2,500

TABLE C-1. LIST OF PREVIOUSLY PERMITTED HAZARDOUS WASTES, IDENTIFICATIONS, AND HAZARD CLASSIFICATIONS FOR PERMA-FIX OF SOUTH GEORGIA, INC., VALDOSTA, GEORGIA

Waste Description	Hazardous Waste Code	CAS Registry Number	EPA Hazard Code	DOT Hazard Class	Reactivity Group Number	Estimated Annual Quantity (gallons)
O,O-Diethyl S-methyl dithiophosphate	U087	3288-58-2	T	9	32	2,500
Diethyl phthalate	U088	84-66-2	T	9	13	2,500
Diethylstilbesterol	U089	56-53-1	T	9	X	2,500
Dihydrosafrole	U090	94-58-6	T	9	X	2,500
3,3'-Dimethoxybenzidine	U091	119-90-4	T	9	*	2,500
Dimethylamine	U092	124-40-3	I	2.1,3	7	2,500
p-Dimethylaminoazobenzene	U093	60-11-7	T	9	7,8	2,500
7,12-Dimethylbenz(a)anthracene	U094	57-97-6	T	9	X	2,500
3,3'-Dimethylbenzidine	U095	119-93-7	T	9	X	2,500
Dimethylcarbamoyl Chloride	U097	79-44-7	T	8	X	2,500
1,1-Dimethylhydrazine	U098	57-14-7	T	3,6.1	8	2,500
1,2-Dimethylhydrazine	U099	540-73-8	T	3,6.1	8	2,500
2,4-Dimethylphenol	U101	105-67-9	T	9	31	2,500
Dimethyl phthalate	U102	131-11-3	T	9	X	2,500
Dimethyl Sulfate	U103	77-78-1	T	6.1	14	2,500
2,4-Dinitrotoluene	U105	121-14-2	T	6.1	27	2,500
2,6-Dinitrotoluene	U106	606-20-2	T	6.1	27	2,500
Di-n-Octyl phthalate	U107	117-84-0	T	9	X	2,500
1,4-Dioxane	U108	123-91-1	T	3	14	2,500
1,2-Diphenylhydrazine	U109	122-66-7	T	9	8	2,500
Dypropylamine	U110	142-84-7	I	3	7	2,500
Di-n-propylnitrosoamine	U111	621-64-7	T	9	7,27	2,500
Ethyl acetate	U112	141-78-6	I	3	13	2,500
Ethyl acrylate	U113	140-88-5	I	3	13,103	2,500
Ethylenebisdithiocarbamic acid, salts & esters	U114	111-54-6	T	9	9	2,500
Ethylene Oxide	U115	75-21-8	I,T	2.3	34,103	2,500
Ethylenethiourea	U116	96-45-7	T	9	12	2,500
Ethyl Ether	U117	60-29-7	I	3	14,17	2,500
Ethyl methacrylate	U118	97-63-2	T	3	13	2,500
Ethyl methanesulfonate	U119	62-50-0	T	9	13	2,500
Fluoranthene	U120	206-44-0	T	9	16	2,500
Trichloromonofluoromethane	U121	75-69-4	T	9	17	30,000
Formaldehyde	U122	50-0-0	T	3,9	5	2,500
Formic acid	U123	64-18-6	C,T	8	3	2,500
Furan	U124	110-00-9	I	3	14	2,500
Furfural	U125	98-01-1	I	3	5	2,500
Glycidylaldehyde	U126	765-34-4	T	3	5	2,500
Hexachlorobenzene	U127	118-74-1	T	6.1	17	2,500
Hexachlorobutadiene	U128	87-68-3	T	6.1	17	2,500
Lindane	U129	58-89-9	T	9	17	2,500
Hexachlorocyclopentadiene	U130	77-47-4	T	6.1	*	2,500
Hexachloroethane	U131	67-72-1	T	9	17	2,500
Hexachlorophene	U132	70-30-4	T	6.1	17	2,500
Hydrazine (r,t)	U133	302-01-2	R,T	3,6.1,8	8,10,105	2,500
Hydrofluoric Acid	U134	7664-39-3	C,T	8	1,15	2,500
Hydrogen sulfide (or) hydrogen sulfide h2s	U135	7783-06-4	T	2.3,2.1	33	2,500
Cacodylic Acid	U136	75-60-5	T	6.1		2,500
Indeno[1,2,3-cd]pyrene	U137	193-39-5	T	9	X	2,500
Methyl iodide	U138	74-88-4	T	6.1	17	2,500
Isobutyl Alcohol	U140	78-83-1	I,T	3	4	2,500
Isosafrole	U141	120-58-1	T	9	X	2,500
Kepone	U142	143-50-0	T	9	17,19	2,500
Lasiocarpine	U143	303-34-4	T	9	13	2,500
Lead acetate	U144	301-04-2	T	6.1	24	2,500
Lead phosphate	U145	7446-27-7	T	9	24	2,500
Lead subacetate	U146	1335-32-6	T	9	24	2,500
Maleic anhydride	U147	108-31-6	T	8	3	2,500
Maleic hydrazide	U148	123-33-1	T	9	8	2,500
Malononitrile	U149	109-77-3	T	6.1	26	2,500
Melphalan	U150	148-82-3	T	9	X	2,500
Mercury	U151	7439-97-6	T	8	24	2,500
Methacrylonitrile	U152	126-98-7	I,T	3	26	2,500

TABLE C-1. LIST OF PREVIOUSLY PERMITTED HAZARDOUS WASTES, IDENTIFICATIONS, AND HAZARD CLASSIFICATIONS FOR PERMA-FIX OF SOUTH GEORGIA, INC., VALDOSTA, GEORGIA

Waste Description	Hazardous Waste Code	CAS Registry Number	EPA Hazard Code	DOT Hazard Class	Reactivity Group Number	Estimated Annual Quantity (gallons)
Methanethiol (i,t) (or) thiomethanol (i,t)	U153	74-93-1	I,T	2.3,2.1	20	2,500
Methanol	U154	67-56-1	I	3	4	30,000
Methapyrilene	U155	91-80-5	T	9	X	2,500
Methyl Chlorocarbonate	U156	79-22-1	I,T	6.1	13,17	2,500
3-Methylcholanthrene	U157	56-49-5	T	9	17	2,500
4,4'-Methylenebis(2-Chloraniline)	U158	101-14-4	T	9	7,17	2,500
Methyl Ethyl Ketone	U159	78-93-3	I,T	3	19	30,000
2-butanone, peroxide (r,t) (or) methyl ethyl ketone peroxide (r,t)	U160	1338-23-4	R,T	5.2	19,30	2,500
Methyl Isobutyl Ketone	U161	108-10-1	I	3	19	2,500
Methyl methacrylate	U162	80-62-6	I,T	3	13,103	2,500
Guanidine, n-methyl-n'-nitro-n-nitroso- (or) mnng	U163	70-25-7	T	9	27	2,500
Methylthiouracil	U164	56-04-2	T	9	X	2,500
Naphthalene	U165	91-20-3	T	4.1	16	2,500
1,4-Naphthalenedione	U166	130-15-4	T	9	X	2,500
alpha-Naphthylamine	U167	134-32-7	T	6.1	7	2,500
beta-Naphthylamine	U168	91-59-8	T	6.1	7	2,500
Nitrobenzene	U169	98-95-3	I,T	6.1	27	2,500
p-Nitrophenol	U170	100-02-7	T	6.1	29,31	2,500
Nitropropane	U171	79-46-9	I,T	3	27	2,500
N-Nitrosodi-n-butylamine	U172	924-16-3	T	9	7,27	2,500
N-Nitrosodiethanolamine	U173	1116-54-7	T	9	7,27	2,500
N-Nitrododiethylamine	U174	55-18-5	T	9	7,27	2,500
N-Nitroso-N-ethylurea	U176	759-73-9	T	9	27	2,500
N-Nitroso-N-methylurea	U177	684-93-5	T	9	27	2,500
N-Nitroso-N-methylurethane	U178	615-53-2	T	9	27	2,500
N-Nitrosopiperidine	U179	100-75-4	T	9	27	2,500
N-Nitrosopyrrolidine	U180	930-55-2	T	9	27	2,500
5-Nitro-o-toluidine	U181	99-55-8	T	6.1	27	2,500
Paraldehyde	U182	123-63-7	T	3	5	2,500
Pentachlorobenzene	U183	608-93-5	T	9	17	2,500
Pentachloroethane	U184	76-01-7	T	6.1	17	2,500
Pentachloronitrobenzene	U185	82-68-8	T	9	17,27	2,500
1,3-Pentadiene	U186	504-60-9	I	9	28,103	2,500
Phenacetin	U187	62-44-2	T	9	X	2,500
Phenol	U188	108-95-2	T	6.1	31	2,500
Phosphorus sulfide (r) (or) sulfur phosphide (r)	U189	1314-80-3	R	4.1	33	2,500
Phthalic anhydride	U190	85-44-9	T	8	1	2,500
2-Picoline	U191	109-06-8	T	3	7	2,500
Pronamide	U192	23950-58-5	T	9	6	2,500
1,3-Propane sultone	U193	1120-71-4	T	9	X	2,500
n-Propylamine	U194	107-10-8	I,T	3	7	2,500
Pyridine	U196	110-86-1	T	3	7	2,500
p-Benzoquinone	U197	106-51-4	T	6.1	19	2,500
Reserpine	U200	50-55-5	T	9	X	2,500
Resorcinol	U201	108-46-3	T	6.1	31	2,500
Saccharin, & Salts	U202	81-07-2	T	9	X	2,500
Safrole	U203	94-59-7	T	9	14	2,500
Selenium dioxide	U204	7446-08-4	T	6.1	1,24	2,500
Zinc, bis(dimethylcarbamodithioato-s,s')-, (or) ziram	U205	7488-56-4	T	6.1	33	2,500
Streptozotocin	U206	18883-66-4	T	9	X	2,500
1,2,4,5-Tetrachlorobenzene	U207	95-94-3	T	9	17	2,500
1,1,1,2-Tetrachloroethane	U208	630-20-6	T	9	17	2,500
1,1,2,2-Tetrachloroethane	U209	79-34-5	T	9	17	2,500
Tetrachloroethylene	U210	127-18-4	T	6.1	17	2,500
Carbon Tetrachloride	U211	56-23-5	T	6.1	17	10,000
2,3,4,6-Tetrachlorophenol	U212	58-90-2	T	9	17,31	2,500
Tetrahydrofuran	U213	109-99-9	I	3	14	2,500
Thallium (I) acetate	U214	563-68-8	T	6.1	24	2,500
Thallium (I) carbonate	U215	6533-73-9	T	6.1	24	2,500
Thallium (I) chloride	U216	7791-12-0	T	6.1	24	2,500
Nitric acid, thallium(1+) salt (or) thallium(i) nitrate	U217	10102-45-1	T	6.1,5.1	24	2,500
Thioacetamide	U218	62-55-5	T	9	6	2,500

TABLE C-1. LIST OF PREVIOUSLY PERMITTED HAZARDOUS WASTES, IDENTIFICATIONS, AND HAZARD CLASSIFICATIONS FOR PERMA-FIX OF SOUTH GEORGIA, INC., VALDOSTA, GEORGIA

Waste Description	Hazardous Waste Code	CAS Registry Number	EPA Hazard Code	DOT Hazard Class	Reactivity Group Number	Estimated Annual Quantity (gallons)
Thiourea	U219	62-56-6	T	9	6,12	2,500
Toluene	U220	108-88-3	T	3	16	30,000
Toluenediamine	U221	25376-45-8	T	9	X	2,500
o-Toluidine hydrochloride	U222	636-21-5	T	9	X	2,500
Benzene, 1,3-diisocyanatomethyl- (r,t) (or) toluene diisocyanate (r,t)	U223	26471-62-5	R,T	6.1	18	2,500
Bromoform (or) methane, tribromo-	U225	75-25-2	T	6.1	17	2,500
Methyl Chloroform	U226	71-55-6	T	6.1	17	30,000
1,1,2-Trichloroethane	U227	79-00-5	T	9	17	30,000
Trichloroethylene	U228	79-01-6	T	6.1	17	30,000
2,4,5-Trichlorophenol	U230	95-95-4	H	9	17,31	2,500
2,4,6-Trichlorophenol	U231	88-06-2	H	9	17,31	2,500
2,4,5-T	U232	93-76-5	H	9	3,17	2,500
Silvex (2,4,5-TP)	U233	93-72-1	H	9	3,17	2,500
Tris(2,3-dibromopropyl)phosphate	U235	126-72-7	T	9	13	2,500
Trypan blue	U236	72-57-1	T	9	X	2,500
Uracil mustard	U237	66-75-1	T	9	X	2,500
Ethyl carbamate (urethane)	U238	51-79-6	T	9	9	2,500
Xylene	U239	1330-20-7	I	3	16	30,000
2,4-D salts & esters	U240	94-75-7	T	9	3,17	2,500
Pentachlorophenol	U242	87-86-5	H	9	17,31	2,500
1-Propene, 1,1,2,3,3,3-hexachloro-	U243	1888-71-7	T	9	17	2,500
Thiram	U244	137-26-8	T	9	12	2,500
Cyanogen Bromide	U246	506-68-3	T	6.1	11	2,500
Methoxychlor	U247	72-43-5	T	9	17	2,500
Warfarin & Salts	U248	81-81-2	T	9	X	2,500
Zinc phosphide zn3p2, when present at concentrations of 10% or less	U249	1314-84-7	T	6.1	24	2,500
o-Toluidine	U328	95-53-4	T	6.1	7	2,500
p-Toluidine	U353	106-49-0	T	6.1	7	2,500
Ethylene glycol monoethyl ether	U359	110-80-5	T	3	4,14	2,500
Sodium Dimethyl-Dithiocarbamate	U382	128-04-1	T	9	9	2500
Carbamic acid, [1,2-phenylenebis (iminocarbonothioyl)]bis-, dimethyl ester (or) thiophanate-methyl	U409	23564-05-8	T	9	9	2500
Ethanimidothioic acid, n,n'-[thiobis[(methylimino)carbonyloxy]]bis-, dimethyl ester (or) thiodicarb	U410	59669-26-0	T	9	9	2500
Phenol, 2-(1-methylethoxy)-, methylcarbamate (or) propoxur	U411	114-26-1	T	6.1	9	2500

TABLE C-2. FINGERPRINT TESTING PARAMETERS
ANALYTICAL METHODS, AND RATIONALE FOR SELECTION
PERMA-FIX OF SOUTH GEORGIA, INC., VALDOSTA, GEORGIA

Parameter	Analytical Method**	Rationale For Selection
Specific Gravity	ASTM D891 Method A (hydrometer)	Establish weight of waste and indication of chloride content
Gallons in Drum or other DOT approved container	Graduated yardstick calibrated for gallons in DOT 55-gallon drum, or other DOT approved containers	Establish volume of total and liquid waste received
Layers	Visual observation of sample after it settles	Identify stratification, solids content, and process
Appearance (e.g., color)	Visual observation of sample	Identify appearance
pH Value	pH Paper EPA Method 9041	Identify corrosive characteristics
Viscosity	Visual observation of sample	Establish physical state
Burn Test	Direct flame exposure	Determine combustion characteristics
Compatibility Test	See Exhibit C-4a	Determine incompatibility of waste to be commingled
Flash Point*	ASTM D-93-79 or ASTM D-93-80 or ASTM D-3278-78	Ensure that non-D001 wastes are not ignitable

*Flash Point will be tested for liquid waste streams received at PFSG that do not have D001 designation.
** Primary analytical method or acceptable equivalent

ASTM – American Society for Testing and Materials
EPA – Environmental Protection Agency
PFSG – Perma-Fix of South Georgia, Inc.

TABLE C-3. REQUIRED AND OPTIONAL TESTING PARAMETERS ANALYTICAL METHODS, AND RATIONALE FOR SELECTION PERMA-FIX OF SOUTH GEORGIA, INC., VALDOSTA, GEORGIA

Parameter	Analytical Method**	Rationale For Selection
Organic Compounds	Gas Chromatography - Scan	Determine waste composition and heating value resources
Heating Value Evaluation	EPA Method 8000	
Heating Value	Bomb Calorimeter	Determine Btu/lb and total chlorides quantification
Chlorides Evaluation	ASTM D1086-67	
Water Content	Karl Fisher ASTM D96-70	Quantification of non-combustible component
Sulfide	Indicator strip test or one of the SW 846 Methods 7.3, 4.2, and 9030	To prevent any accidental reactions identified in 40 CFR 264.17(b)
Cyanide	Chloranine-T spot test using pyridine-barbituric acid, or one of the SW 846 methods 7.3, 3.2, 9010, and 9012	To prevent any accidental reactions identified in 40 CFR 264.17(b)

Since methods change frequently and better tests may become available for certain wastes and materials, other approved EPA SW-846 and ASTM methods may be substituted, where appropriate.

** Primary analytical method or acceptable equivalent

ASTM – American Society for Testing and Materials
Btu/lb – British thermal unit per pound
CFR – Code of Federal Regulations
EPA – Environmental Protection Agency

TABLE C-3a. ADDITIONAL LABORATORY TESTING PARAMETERS ANALYTICAL METHODS, AND RATIONALE FOR SELECTION PERMA-FIX OF SOUTH GEORGIA, INC., VALDOSTA, GEORGIA

8.1 Characteristics

Is one or are several of the components of the waste ignitable?

To test the waste for ignitable characteristics, the following analysis method will be performed:

Code	Characteristic	Analysis Method**
D001	Ignitable	Pensky-Martens Closed-Cup Method 1010, SW-846, 3rd Edition
D001	Ignitable/Oxidizer	Appendix F to 49 CFR Part 173

Is one or are several of the components of the waste or of the waste highly acidic or basic?

To test the waste for corrosion characteristics, the following analysis methods will be performed:

Code	Characteristic	Analysis Method**
D002	Corrosivity	pH Electrometric Measurement Method Method 9040C, or pH Paper Method 9041A, SW-846, 3rd Edition

Is the waste an organic peroxide hazardous material as defined by 49 CFR § 173.128?

To test the waste for organic peroxide hazard, the following analysis methods will be used:

Code	DOT Hazard	Analysis Method**
none	Organic peroxide	UN Recommendations, Test and Criteria, part III. - Classification and Flow Chart Scheme for Organic Peroxides, Figure 11.1

Is one or are several of the components of the raw material or of the waste a cyanide or sulfide bearing material, or is the operation identified in the source description as a known generator of reactive waste?

To test the waste for reactive characteristics, the following analysis methods will be performed:

Code	Characteristic	Analysis Method**
D003	Reactivity	Test Method to Determine Hydrogen Cyanide and Hydrogen Sulfide Released from Wastes, Section 7.3, SW-846, 3rd Edition

Is one or are several of the components of the raw material or of the waste a bearer of any of the eight heavy metals listed in Table 1 of the 40 CFR Section 261.24, Toxicity Characteristic?

TABLE C-3a. ADDITIONAL LABORATORY TESTING PARAMETERS ANALYTICAL METHODS, AND RATIONALE FOR SELECTION PERMA-FIX OF SOUTH GEORGIA, INC., VALDOSTA, GEORGIA

To test the waste for heavy metal toxicity characteristic, the following analysis methods will be performed:

Code	Contaminant	Analysis Method**	
D004	Arsenic	40 CFR Part 261 Appendix II, Method 1311	Methods 7060, 7061 SW-846, 3rd Edition
D005	Barium	Same	Methods 7080,7081 SW-846, 3rd Edition
D006	Cadmium	Same	Methods 7130, 7131 SW-846, 3rd Edition
D007	Chromium	Same	Methods 7140, 7190, 7191, 7195, 7196, 7197, 7198, SW-846, 3rd Edition
D008	Lead	Same	Methods 7420, 7421 SW-846, 3rd Edition
D009	Mercury	Same	Methods 7470, 7471 SW-846, 3rd Edition
D010	Selenium	Same	Methods 7740,7741 SW-846, 3rd Edition
D011	Silver	Same	Methods 7760, 7761 SW-846, 3rd Edition

Is one or are several of the components of the raw material or of the waste a herbicide or pesticide contaminant listed in Table 1 of the 40 CFR Section 261.24, Toxicity Characteristic?

To test the waste for herbicide and pesticide characteristic, the following analysis methods will be performed:

Code	Contaminant	Analysis Methods**	
D012	Endrin	40 CFR Part 261 Appendix II Method 1311	Methods 8080,8250 SW-846, 3rd Edition
D013	Lindane	Same	Same
D014	Methoxychlor	Same	Same
D015	Toxaphene	Same	Same
D016	2,4-D	Same	Method 8150 SW-846, 3rd Edition
D017	2,4,5-TP Silvex	Same	Same

TABLE C-3a. ADDITIONAL LABORATORY TESTING PARAMETERS ANALYTICAL METHODS, AND RATIONALE FOR SELECTION PERMA-FIX OF SOUTH GEORGIA, INC., VALDOSTA, GEORGIA

Is one or are several of the components of the raw material or of the waste an organic contaminant listed in Table 1 of the 40 CFR Section 261.24, Toxicity Characteristic?

To test the waste for organic characteristic, the following analysis methods will be performed:

Code	Contaminant	Analysis Methods**	
D018	Benzene	40 CFR Part 261 Appendix II Method 1311	Methods 8020,8024 SW-846, 3rd Edition
D019	Carbon Tetrachloride	Same	Methods 8010, 8240 SW-846, 3rd Edition
D020	Chlordane	Same	Methods 8080,8250 SW-846, 3rd Edition
D021	Chlorobenzene	Same	Methods 8020,8240 SW-846, 3rd Edition
D022	Chloroform	Same	Methods 8010,8240 SW-846, 3rd Edition
D023	o-Cresol	Same	Methods 8040,8250 SW-846, 3rd Edition
D024	m-Cresol	Same	Same
D025	p-Cresol	Same	Same
D026	Cresol	Same	Same
D027	1,4-Dichlorobenzene	Same	Methods 8010,8120,8250 SW-846, 3rd Edition
D028	1,2-Dichloroethane	Same	Methods 8010,8240 SW-846, 3rd Edition
D029	1,1-Dichloroethylene	Same	Method 8010 SW-846, 3rd Edition
D030	2,4-Dinitrotoluene	Same	Methods 8090,8250 SW-846, 3rd Edition
D031	Heptachlor	Same	Methods 8080,8250 SW-846, 3rd Edition
D032	Hexachlorobenzene	Same	Methods 8120,8250 SW-846, 3rd Edition
D033	Hexachlorobutadiene	Same	Same

TABLE C-3a. ADDITIONAL LABORATORY TESTING PARAMETERS ANALYTICAL METHODS, AND RATIONALE FOR SELECTION PERMA-FIX OF SOUTH GEORGIA, INC., VALDOSTA, GEORGIA

Code	Contaminant	Analysis Methods**	
D034	Hexachloroethane	Same	Methods 8010,8240 SW-846, 3rd Edition
D035	Methyl Ethyl Ketone	Same	Methods 8015,8240 SW-846, 3rd Edition
D036	Nitrobenzene	Same	Methods 8090,8250 SW-846, 3rd Edition
D037	Pentachlorophenol	Same	Methods 8040,8250 SW-846, 3rd Edition
D038	Pyridine	Same	Methods 8090,8250 SW-846, 3rd Edition
D039	Tetrachloroethylene	Same	Method 8010 SW-846, 3rd Edition
D040	Trichloroethylene	Same	Same
D041	2,4,5-Trichlorophenol	Same	Methods 8040,8250 SW-846, 3rd Edition
D042	2,4,6-Trichlorophenol	Same	Same
D043	Vinyl Chloride	Same	Methods 8010,8240 SW-846, 3rd Edition

8.2 Listed

Is one or are several of the components of the raw material or of the waste a spent halogenated solvent shown in 40 CFR Section 261.31, Hazardous Waste from Nonspecific Sources?

To test the waste for the presence of the halogenated solvents mentioned above, the following analysis methods will be performed:

Code	Solvent	Analysis Methods**
*F001	Tetrachloroethylene	Method 8010 SW-846 3rd Edition
	Trichloroethylene	Same
	Carbon Tetrachloride	Methods 8010,8240, SW-846, 3rd Edition
	1,1,1-Trichloroethane	Same
	Methylene Chloride	Method 8240 SW-846, 3rd Edition

TABLE C-3a. ADDITIONAL LABORATORY TESTING PARAMETERS ANALYTICAL METHODS, AND RATIONALE FOR SELECTION PERMA-FIX OF SOUTH GEORGIA, INC., VALDOSTA, GEORGIA

	Chlorinated Fluorocarbons	Same (only for Trichlorofluoromethane)

*Only if these solvents were used in degreasing.

F002	Tetrachloroethylene	Method 8010 SW-846, 3rd Edition
	Trichloroethylene	Same
	1,1,1-Trichloroethane	Methods 8010, 8240 SW-846, 3rd Edition
	1,1,2-Trichloroethane	Same
	Trichlorofluoromethane	Same
	1,1,2-Trichloro-1,2,2-Trifluoroethane	None available
	Chlorobenzene	Methods 8020,8240 SW-846, 3rd Edition
	ortho-Dichlorobenzene	Methods 8010,8120,8250 SW-846, 3rd Edition

Is one or are several of the components of the raw material or of the waste a spent nonhalogenated solvent shown in 40 CFR Section 261.31, Hazardous Waste from Nonspecific Sources?

To test the waste for the presence of nonhalogenated solvents mentioned above, the following analysis methods will be performed:

Code	Solvent	Analysis Method**
F003	Xylene	Methods 8020,8240, SW-846, 3rd Edition
	Ethylbenzene	Same
	Acetone	Method 8240 SW-846, 3rd Edition
	Ethyl Ether	Methods 8015,8240 SW-846, 3rd Edition
	Methyl Isobutyl Ketone	Same
	Methanol	Methods 8010,8240 SW-846, 3rd Edition
	Ethyl Acetate	None available
	n-Butyl Alcohol	Same
	Cyclohexanone	Same

TABLE C-3a. ADDITIONAL LABORATORY TESTING PARAMETERS ANALYTICAL METHODS, AND RATIONALE FOR SELECTION PERMA-FIX OF SOUTH GEORGIA, INC., VALDOSTA, GEORGIA

Code	Solvent	Analysis Method**
F004	Cresols	Methods 8040,8250 SW-846, 3rd Edition
	Cresylic Acid	Same
	Nitrobenzene	Methods 8090,8250 SW-846, 3rd Edition
F005	Toluene	Methods 8020,8240 SW-846, 3rd Edition
	Benzene	Same
	Methyl Ethyl Ketone	Methods 8015, 8240, SW-846, 3rd Edition
	Carbon Disulfide	Method 8240 SW-846, 3rd Edition
	Pyridine	Methods 8090, 8250 SW-846, 3rd Edition
	2-Ethoxyethanol	Methods 8030, 8240 SW-846, 3rd Edition
	2-Nitropropane	Same
	Isobutanol	None available

Is the waste a wastewater treatment sludge from electroplating operations [except from sulfuric acid anodizing of aluminum; in plating on carbon steel; zinc plating (segregated basis) on carbon steel; aluminum or zinc-aluminum plating on carbon steel; cleaning/stripping associated with tin, zinc and aluminum plating on carbon steel; and chemical etching and milling of aluminum]?

To test the waste for the presence of hazardous constituents, which are the basis for listing this waste as hazardous, the following analysis methods will be performed:

Code	Constituents	Analysis Methods**
F006	Cadmium	Methods 7130,7131 SW-846, 3rd Edition
	Hexavalent Chromium	Methods 7195, 7196, 7197, 7198, SW-846, 3rd Edition
	Nickel	Method 7520 SW-846, 3rd Edition
	Cyanide	Methods 9010, 9012 SW-846, 3rd Edition

TABLE C-3a. ADDITIONAL LABORATORY TESTING PARAMETERS ANALYTICAL METHODS, AND RATIONALE FOR SELECTION PERMA-FIX OF SOUTH GEORGIA, INC., VALDOSTA, GEORGIA

Is the waste spent plating, cleaning, stripping or quenching bath solutions, or residues, wastewater treatment sludges from electroplating operations, or metal heat treatment operations where cyanides are used in the process?

To test the waste for the presence of hazardous constituents, which are the basis for listing this waste as hazardous, the following analysis methods will be performed:

Code	Constituents	Analysis Methods**
F007	Cyanide (salts)	Methods 9010, 9012 SW-846, 3rd Edition
F008	Same	Same
F009	Same	Same
F010	Same	Same
F011	Same	Same
F012	Cyanide (complexed)	Same

Is the waste a wastewater treatment sludge from the chemical conversion coating of aluminum (except from zirconium phosphating in aluminum can washing, when such phosphating is an exclusive conversion coating process)?

To test the waste for the presence of hazardous constituents, which are the basis for listing this waste as hazardous, the following analysis methods will be performed:

Code	Constituents	Analysis Method**
F019	Hexavalent Chromium	Method 7195, 7196, 7197, 7198, SW-846, 3rd Edition
	Cyanide (complexed)	Methods 9010, 9012 SW-846, 3rd Edition

Is the waste wastewaters, process residuals, preservative drippage, or spent formulations from wood preserving processes generated at plants that have previously used chlorophenolic formulations, or are currently using creosote formulations, or inorganic preservatives containing arsenic or chromium (this listing does not include K001 bottom sediment sludge from the treatment of wastewater from wood preserving processes that use creosote and/or pentachlorophenol)?

To test the waste for the presence of hazardous constituents, which are the basis for listing this waste as hazardous, the following analysis methods will be performed:

Code	Constituents	Analysis Methods**
F032	Benz(a)anthracene	Methods 8100, 8250, 8310 SW-846, 3rd Edition
	Benzo(a)pyrene	Same

TABLE C-3a. ADDITIONAL LABORATORY TESTING PARAMETERS ANALYTICAL METHODS, AND RATIONALE FOR SELECTION PERMA-FIX OF SOUTH GEORGIA, INC., VALDOSTA, GEORGIA

Code	Constituents	Analysis Methods**
	Dibenz(a,h)anthracene	Same
	Indeno(1,2,3-cd)pyrene	Same
	Pentachlorophenol	Methods 8040, 8250 SW-846, 3rd Edition
	Arsenic	Methods 7060, 7061 SW-846, 3rd Edition
	Chromium	Methods 7140, 7190, 7191, 7195, 7196, 7197, 7198 SW-846, 3rd Edition
	Tetra-; penta-; hexa-; hepta- chlorodibenzo- p>-dioxins	Method 8280 SW-846, 3rd Edition
	Heptachloro-dibenzofurans	Same
F034	Benz(a)anthracene	Methods 8100,8250,8310 SW-846, 3rd Edition
	Benzo(a)pyrene	Same
	Dibenz(a,h)anthracene	Same
	Indeno(1,2,3-cd)pyrene	Same
	Pentachlorophenol	Methods 8040,8250 SW-846, 3rd Edition
	Arsenic	Methods 7060,7061 SW-846, 3rd Edition
	Chromium	Methods 7140, 7190, 7191, 7195, 7196 7197, 7198, SW-846, 3rd Edition
	Naphthalene	Methods 8100,8250 SW-846, 3rd Edition
F035	Arsenic	Methods 7060, 7061 SW-846, 3rd Edition
	Chromium	Methods 7140, 7190, 7191, 7195, 7196, 7197, 7198, SW-846, 3rd Edition
	Lead	Methods 7420, 7421 SW-846, 3rd Edition

TABLE C-3a. ADDITIONAL LABORATORY TESTING PARAMETERS ANALYTICAL METHODS, AND RATIONALE FOR SELECTION PERMA-FIX OF SOUTH GEORGIA, INC., VALDOSTA, GEORGIA

Is the waste a petroleum refinery primary or secondary (emulsified) oil/water/solids separation sludge, as described in 40 CFR Section 261.31, Hazardous Waste from Nonspecific Sources?

To test the waste designated with the codes F037 or F038 for the presence of hazardous constituents, which are the basis for listing this waste as hazardous, the following analysis methods will be performed:

Constituents	Analysis Methods**
Benzene	Methods 8020, 8024 SW-846, 3rd Edition
Benzo(a)pyrene	Methods 8100, 8250, 8310 SW-846, 3rd Edition
Chrysene	Same
Lead	Methods 7420, 7421 SW-846, 3rd Edition
Chromium	Methods 7140, 7190 7191, 7195, 7196, 7197, 7198 SW-846, 3rd Edition

Is the waste a leachate resulting from the treatment, storage, or disposal of wastes classified by more than one waste code under Subpart D, or from a mixture of wastes classified under Subpart C and D of this part?

To test the waste designated with the code F039 for hazardous characteristics, and/or for the presence of hazardous constituents or contaminants the analysis methods specified in this plan for the waste codes which generated the leachate will be used.

Is the waste dissolved air flotation (DAF) float, stop oil emulsion solids, or API separator sludge from the petroleum refining industry?

To test the waste designated with the codes K048, K049 or K051 for the presence of hazardous constituents, which are the basis for listing this waste as hazardous, the following analysis methods will be performed:

Constituents	Analysis Methods**
Hexavalent Chromium	Methods 7195, 7196, 7197, 7198, SW-846, 3rd Edition
Lead	Methods 7420, 7421 SW-846, 3rd Edition

Is the waste heat exchanger bundle cleaning sludge or tank bottoms (leaded) from the petroleum refining industry?

To test the waste for the presence of hazardous constituents, which are the basis for listing this waste as hazardous, the following analysis methods will be performed:

TABLE C-3a. ADDITIONAL LABORATORY TESTING PARAMETERS ANALYTICAL METHODS, AND RATIONALE FOR SELECTION PERMA-FIX OF SOUTH GEORGIA, INC., VALDOSTA, GEORGIA

Code	Constituents	Analysis Methods**
K050	Hexavalent Chromium	Methods 7195, 7196, 7197, 7198, SW-846, 3rd Edition
K052	Lead	Methods 7420, 7421 SW-846, 3rd Edition

Is the waste emission control dust/sludge from the primary production of steel in electric furnaces?

To test the waste designated with the code K061 for the presence of hazardous constituents, which are the basis for listing this waste as hazardous, the following analysis methods will be performed:

Constituent	Analysis Methods**
Hexavalent Chromium	Methods 7195, 7196, 7197, 7198, SW-846, 3rd Edition
Cadmium	Methods 7130,7131, SW-846, 3rd Edition
Lead	Methods 7420, 7421 SW-846, 3rd Edition

Is the waste spent pickle liquor generated by steel finishing operations of facilities within the iron and steel industry?

To test the waste designated with the code K062 for the presence of hazardous constituents, which are the basis for listing this waste as hazardous, the following analysis methods will be performed:

Constituents	Analysis Methods**
Hexavalent Chromium	Methods 7195, 7196, 7197, 7198, SW-846, 3rd Edition
Lead	Methods 7420, 7421 SW-846, 3rd Edition

Is the waste solvent washes and sludges, caustic washes and sludges, or water washes and sludges from cleaning tubs and equipment used in the formulation of ink from pigments, driers, soaps, and stabilizers containing chromium and lead?

To test the waste designated with the code K086 for the presence of hazardous constituents, which are the basis for listing this waste as hazardous, the following analysis methods will be performed:

Constituents	Analysis Methods**
Hexavalent Chromium	Methods 7195, 7196, 7197 7198, SW-846, 3rd Edition
Lead	Methods 7420,7421 SW-846, 3rd Edition

TABLE C-3a. ADDITIONAL LABORATORY TESTING PARAMETERS ANALYTICAL METHODS, AND RATIONALE FOR SELECTION PERMA-FIX OF SOUTH GEORGIA, INC., VALDOSTA, GEORGIA

Is the waste a discarded commercial chemical product, off-specification species, container residue or spill residue thereof, as described in 40 CFR Section 261.33?

** Primary analytical method or acceptable equivalent

Rather than providing analysis methods for every P and U coded single-constituent waste, analysis methods for the Appendix VIII Hazardous Constituents are provided in continuation of this table.

TABLE C-3b. OUTBOUND SHIPMENT TESTING PARAMETERS ANALYTICAL METHODS, AND RATIONALE FOR SELECTION PERMA-FIX OF SOUTH GEORGIA, INC., VALDOSTA, GEORGIA

Parameter	Analytical Method**	Rationale For Selection
Specific Gravity	ASTM D891 Method A (hydrometer)	Establish weight of load
Heating Value Chloride Valuation	Bomb Calorimeter ASTM D1086-67	Determine Btu/lb and total chloride for industrial furnace acceptance parameters
Organic Compounds	Gas Chromatography – Scan EPA Method 8000	Determine waste composition for land ban requirements
Water Content	Karl Fisher ASTM D96-70	Quantification of non-combustible component
Benzene	Gas Chromatography EPA Method 802	40 CFR, Part 61, Subpart FF requirement

Note: Receiving facility may require testing for all or some of the parameters listed above and may also require testing of additional parameters not listed above.

** Primary analytical method or acceptable equivalent

ASTM – American Society for Testing and Materials
Btu/lb – British thermal unit per pound
CFR – Code of Federal Regulations
EPA – Environmental Protection Agency

TABLE C-4. METHODS USED TO SAMPLE WASTES
PERMA-FIX OF SOUTH GEORGIA, INC., VALDOSTA, GEORGIA

Hazardous Waste Types	Sample Method [1]	Description of Sampling
Homogeneous Liquids in Containers	Grab Sample	Disposable Coliwasa, glass tube, Composite Sample of Grabs from Top, Middle, and Bottom
Homogeneous Liquids in Bulk	Grab Sample	Same
Bi-layered Liquids in Containers	Grab Sample	Same
Bi-layered Liquids in Bulk	Grab Sample	Same
Multi-layered Liquids in Containers	Grab Sample	Same
Multi-layered Liquids in Bulk	Grab Sample	Same
Solid-Liquid Mixtures in Containers	Grab Sample	Coliwasa, Trowel, or Scoop Composite Sample of Grabs from Top, Middle, and Bottom [2]
Solid-Liquid Mixtures in Bulk	Grab Sample	Same [2]

Notes:

[1] deVera, E.R., et al. Samplers and Sampling and Sampling Procedures for Hazardous Waste Streams. EPA-600/2-80-018, January, 1980. Found in: Appendix I of "Test Methods for the Evaluation of Solid Waste, Physical/Chemical Methods", and Test Methods for Evaluating Solid Wastes SW-846.

[2] Device used is dependent upon density of waste materials.

FIGURES

Figure C-1

Waste Stream Approval Process

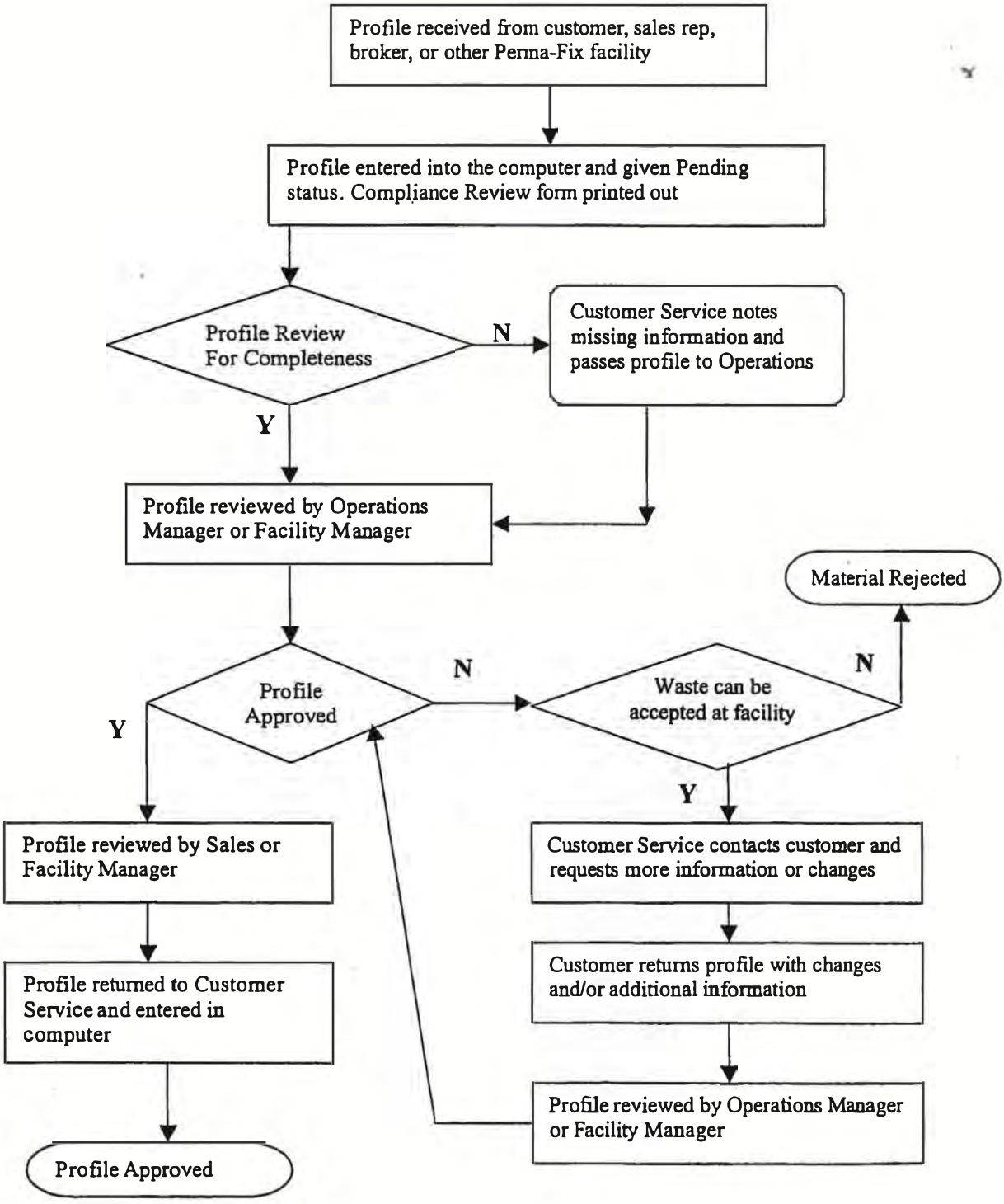

Figure C-2a.
Waste Receiving Process - Containers

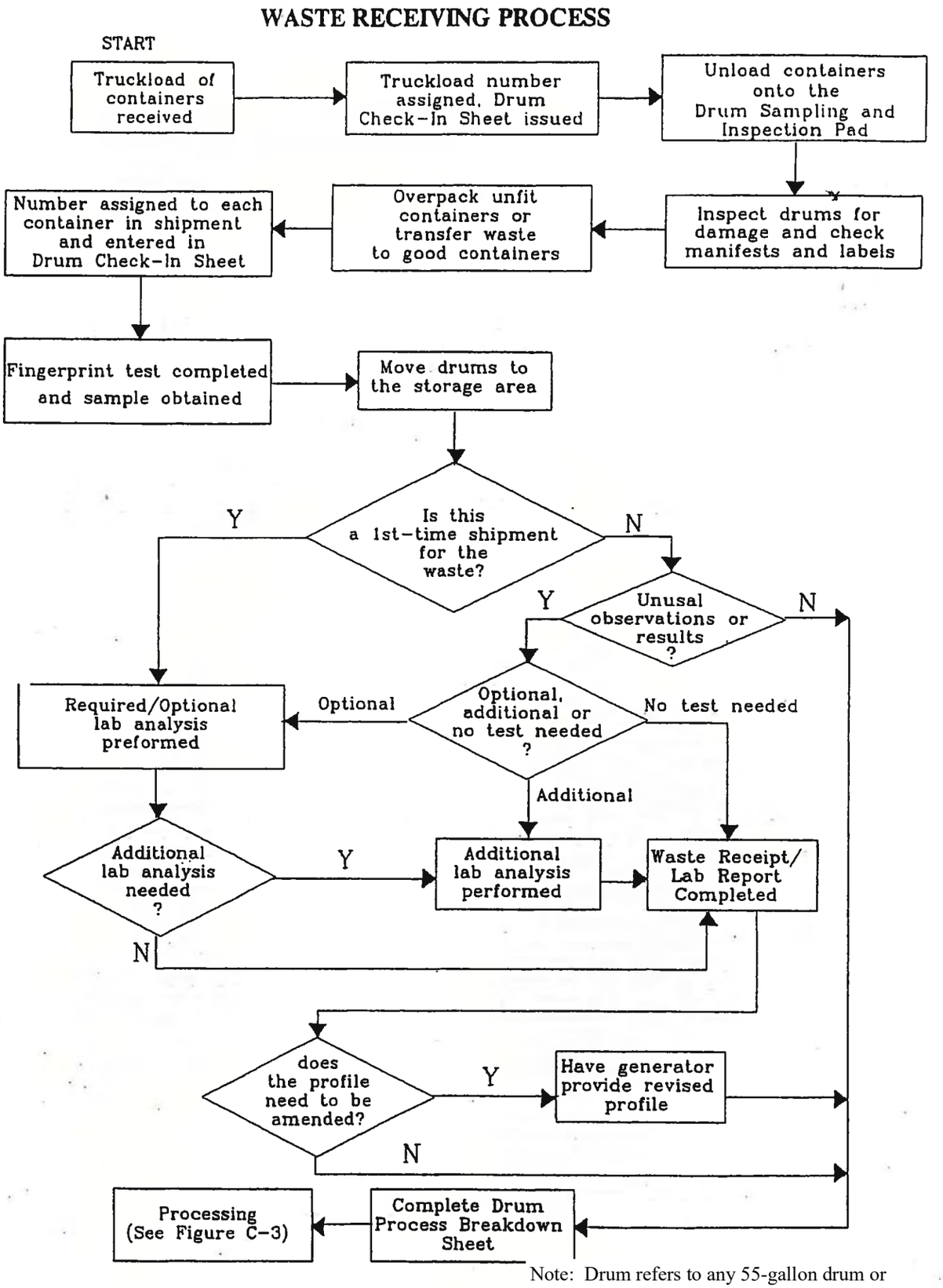

Note: Drum refers to any 55-gallon drum or other Department of Transportation approved container

FIGURE C-2b.
WASTE RECEIVING PROCESS - PAPERWORK

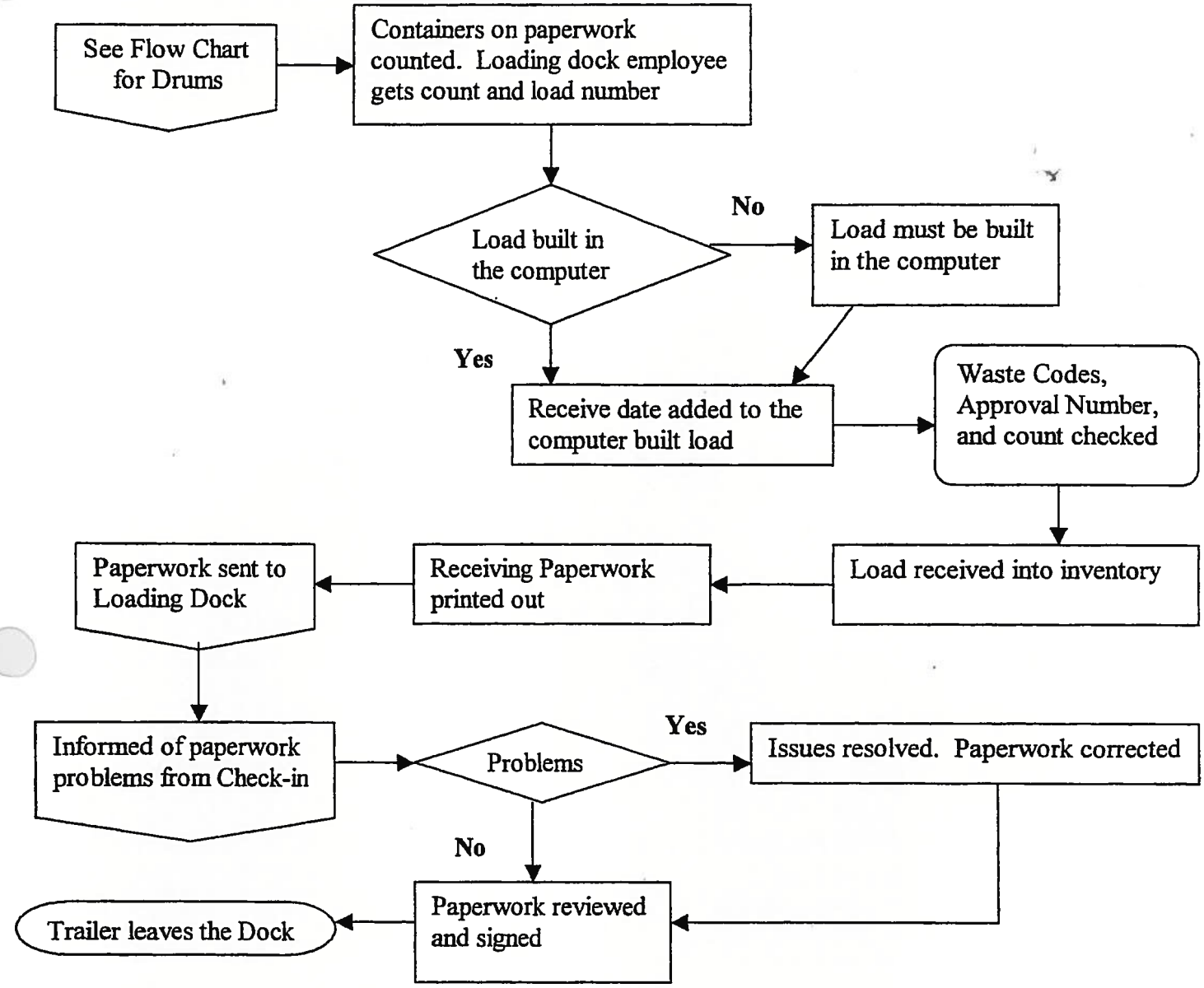

Note: Drum refers to any 55-gallon drum or other Department of Transportation approved container

FIGURE C-2c.
WASTE RECEIVING PROCESS - SAMPLING

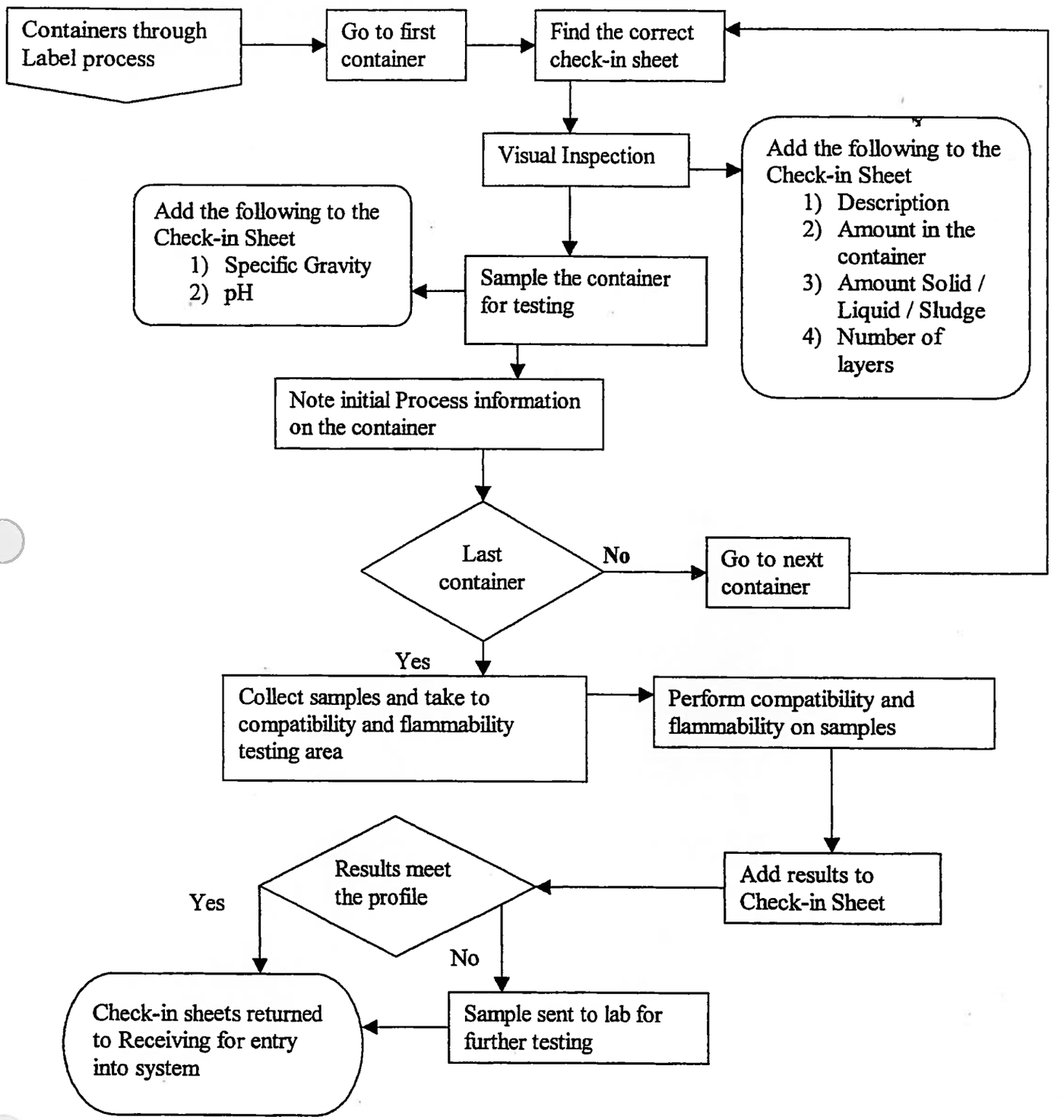

Note: Container refers to any 55-gallon drum or other Department of Transportation approved container

FIGURE C-3.
WASTE PROCESSING

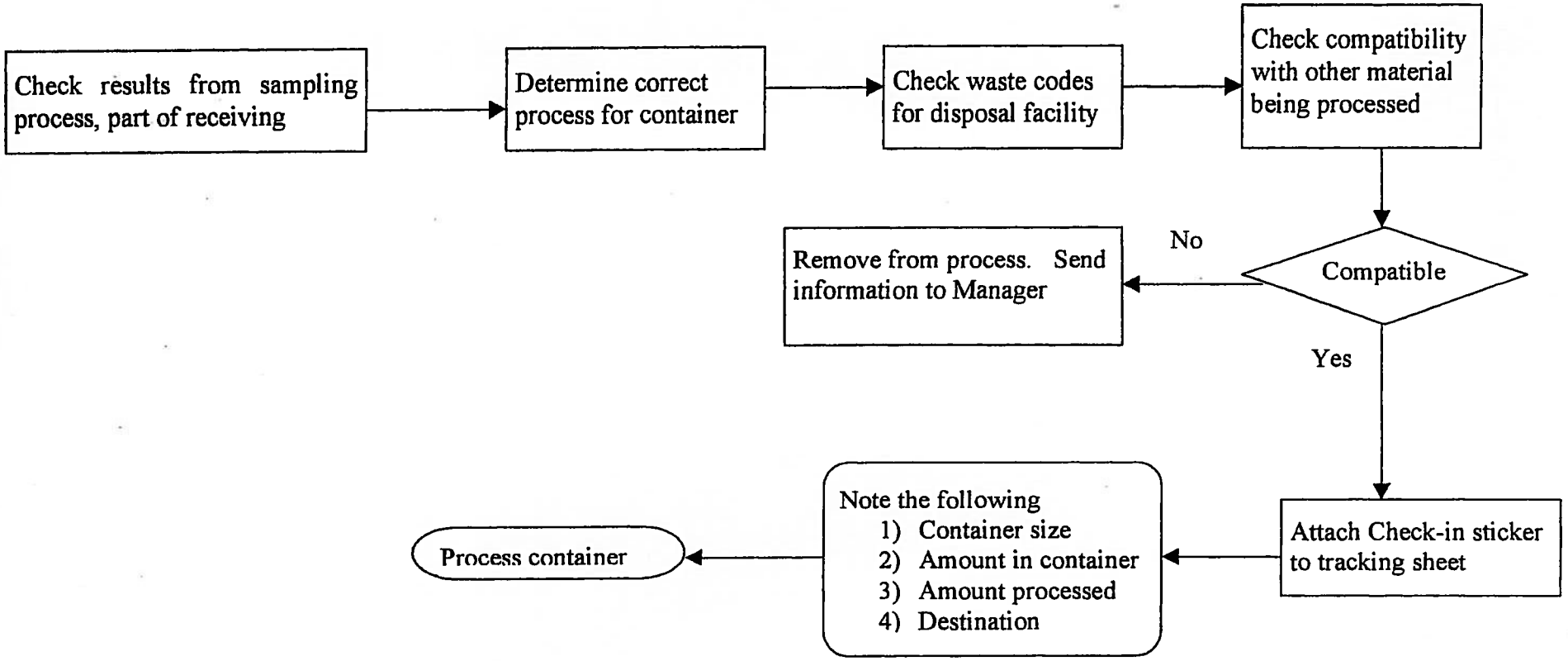

Note: Container refers to any 55-gallon drum or other Department of Transportation approved container

FIGURE C-4. WASTE SHIPPING PROCESS

There are three different Shipping Processes followed at PFSG; the type of waste being shipped will determine the process.

Bulk Fuel Process

Bulk fuel is shipped off-site in tankers. The disposal facility will determine the type of fuel being sent. The Operations Manager or Facility Manager will determine the proper mix of waste for each shipment. The fuel may come from one tank, several tanks, containers being directly pumped into the tanker, or a combination of the three. Operations employees are informed on how to load the tanker. After loading, the processing information is taken to the Shipping Specialist who enters the information into the waste tracking system. A manifest is created from this information. After loading, the tanker is sampled and the sample is tested for the parameters set up by the disposal facility.

Bulk Solids

Bulk solids are shipped off-site in a dump trailer or another similar bulk container. Solids are processed into the large container as they received into the facility and the paperwork for this processing is turned end at the end of the shift. Operations employees will inform the Operations Manager or Facility Manager when the bulk container is full. The load is scheduled into the disposal facility and transportation for the container is arranged. The Shipping Specialist prepares the manifest after the load is scheduled.

Containers

Drums, or containers, which cannot be processed by PFSG will be shipped off-site for disposal. An Operations employee will check the inventory for drums to be shipped off-site and will inform the Operations Manager or Facility Manager when a load of drums can be found. The shipment is scheduled into the disposal facility and transportation is arranged. The Operations employee will make a list of drums to be shipped and give the list to the Shipping Specialist; the Shipping Specialist will enter this information into the waste tracking system. A manifest and labels will be created. The Operations employee will label the outbound drums and collect them in one area; this will make loading the trailer simpler and quicker.

EXHIBITS

EXHIBIT C-1

WASTE MATERIAL PROFILE EXAMPLE

Waste Material Profile Example

PERMA FIX OF SOUTH GEORGIA
1612 JAMES P. RODGERS CIRCLE - VALDOSTA, GA 31601
229-244-0474 Fax: 229-333-0328

Profile: **AV30246**

A: GENERATOR INFORMATION

Generator	**NOVEN PHARMACEUTICALS**	Contact Name	**LEON FERNANDEZ**
Address	**14500 S.W. 119TH AVE.**	Contact Phone	**305-964-3374**
City, St, Zip	**MIAMI FL 33186**	Contact Fax	
Phone	**305-964-3374**		
Fax	**305-253-5099**		
EPA ID	**FL0000545921**		

B: BILL TO INFORMATION

Billing To	**PERMA FIX (A/P DEPT) OF FT LAUDERDALE**	Contact Name	**ORLANDO SOLIS**
Address	**3701 S.W. 47TH AVENUE, #109**	Contact Phone	**800-959-9543**
City, St., Zip	**DAVIE FL 33314**	Contact Fax	
Phone	**954-583-3795**		
Fax	**954-583-8017**		
EPA ID			

C: COMMON NAME OF THE WASTE

Waste Name **PAINT WASTE - LOOSE PACK**

Generating Process **PAINT WASTE - LOOSE PACK**

IS THIS WASTE:	YES/NO		YES/NO		YES/NO
Spent	Y	Spill	N	Household waste?	N
Virgin	N	Labpack	N	Soil from UST removal?	N
Off-Spec	N	Subject to an exemption?	N	Other?	N
WWT sludge	N				

D: HAZARDOUS CHARACTERISTICS

		YES/NO		
Is this waste:	Radioactive	N		
	Bio-Hazard	N		
	Polymerizable	N		
Does this waste contain:	Asbestos	N	———	Friable = N
	PCB's > 50 ppm	N		
	Hexavalent Chrome	N		
	HOC's > 1000 ppm	N		
	VOC's > 500 ppmw	Y		

E: PHYSICAL DATA

Odor: - | pH: **5.1 - 9 PH** | BTU/lb: **5000 - 10000 BTU/LB** | % Water % by vol: **> 5 PCT**

Flash Point: **73 - 99 F** | Spec. Grav: **.96 - 1.01 SP.GR.** | Chloride % by wt: **> 2 PCT**

Solid	**0 PCT**	Dust		Granular		Chunks	-	Monolith	
Sludge	**0 PCT**	Pumpable	Y	Pourable	Y				
Liquid	**= 100 PCT**	Free Liquids		Viscosity	L	(Hi, Med, Low)			
Debris	-								

F: COMPOSITION OF WASTE

COMPOSITION	LOW VALUE	IND.	HI VALUE	UM	ALTERNATE VALUE
MIBK		=	**10**		
XYLENE		=	**20**		
ACETONE		=	**20**		
MEK		=	**10**		
TOLUENE		=	**20**		
PAINT PIGMENTS		=	**10**		
TITANIUM DIOXIDE		=	**10**		

PERMA FIX OF SOUTH GEORGIA
1612 JAMES P. RODGERS CIRCLE - VALDOSTA, GA 31601
229-244-0474 Fax: 229-333-0328

Waste Material Profile

Profile: **AV30246**

G. WASTE CHARACTERIZATION

	YES/NO
1. Is this a listed EPA RCRA hazardous waste (F, K, P, U) as defined in 40 CFR 261.30	Y
2. a.) Is this a liquid waste with a flash point < 140F as defined in 40 CFR 261.21 (D001)	Y
b.) Is this an ignitable solid as defined in 40 CFR 261.21 (D001)	N
c.) Is this an oxidizer as defined in 49 CFR 173.127 (D001)	N
d.) If yes to a, b, or c. Is this a High TOC waste	Y
3. a.) Is this a liquid waste with a pH < 2 or > 12.5 (D002)	N
b.) Is this a liquid waste that corrodes steel as defined in 40 CFR 261.22 (D002)	N
4. Is this a reactive waste as defined in 40 CFR 261.23 (D003)	N

If yes, specify the subcategory: Water Reactive [N] Air Reactive [N] Explosive [N] Other Reactive [-]

Reactive Cyanide: conc. **N PPM** Reactive Sulfide: conc. **N PPM**

Waste Code	Constituent	Reg. Level	Actual Conc.	Waste Code	Constituent	Reg. Level	Actual Conc.
D004	Arsenic	5.0	**< 5 MG/L**	D024	m-Cresol	200	**< 200 MG/L**
D005	Barium	100	**< 100 MG/L**	D025	p-Cresol	200	**< 200 MG/L**
D006	Cadmium	1.0	**< 1 MG/L**	D026	Cresol(o, m, p)	200	**< 200 MG/L**
D007	Chromium	5.0	**< 5 MG/L**	D027	1, 4 Dichlorobenzene	7.5	**< 7.5 MG/L**
D008	Lead	5.0	**< 5 MG/L**	D028	1, 2-Dichloroethane	0.5	**< .5 MG/L**
D009	Mercury	0.2	**< .2 MG/L**	D029	1, 1-Dichloroethylene	0.7	**< .7 MG/L**
D010	Selenium	1.0	**< 1 MG/L**	D030	2, 4-Dinitrotulene	0.13	**< .13 MG/L**
D011	Silver	5.0	**< 5 MG/L**	D031	Heptachlor	0.008	**< .008 MG/L**
D012	Endrin	0.02	**< .02 MG/L**	D032	Hexachlorobenzene	0.13	**< .13 MG/L**
D013	Lindane	0.4	**< .4 MG/L**	D033	Hexachlorobutadiene	0.5	**< .5 MG/L**
D014	Methoxychlor	10	**< 10 MG/L**	D034	Hexachloroethane	3	**< 3 MG/L**
D015	Toxaphene	0.5	**< .5 MG/L**	D035	Methyl Ethyl Ketone	200	**> 200 MG/L**
D016	2, 4 - D	10	**< .13 MG/L**	D036	Nitrobenzene	2	**< 2 MG/L**
D017	2, 4, 5 - T (Silvex)	1	**< 1 MG/L**	D037	Pentachlorophenol	100	**< 100 MG/L**
D018	Benzene	0.5	**< .5 MG/L**	D038	Pyridine	5	**< 5 MG/L**
D019	Carbon Tetrachloride	0.5	**< .5 MG/L**	D039	Tetrachloroethylene	0.7	**< .7 MG/L**
D020	Chlordane	0.03	**< .03 MG/L**	D040	Trichloroethylene	0.5	**< .5 MG/L**
D021	Chlorobenzene	100	**< 100 MG/L**	D041	2, 4, 5-Trichlorophenol	400	**< 400 MG/L**
D022	Chloroform	6.0	**< 6 MG/L**	D042	2, 4, 6-Trichlorophenol	2	**< 2 MG/L**
D023	o-Cresol	200	**< 200 MG/L**	D043	Vinyl Chloride	0.2	**< .2 MG/L**

Based on: Total Analysis [N] TCLP Analysis [N] Generator Knowledge [Y]

	YES/NO
5. Is this a EPA Toxic Waste (D004 - D043) as defined in 40 CFR 261.24?	Y
If D009: Is the total Mercury concentration above 260 ppm?	N
* If this is a D001, D002, D003(selected) or D004 - D043 does it contain any of the Underlying Hazardous Constituents (UHC) above Universal Treatment Standards (UTS)? If Yes, include a UTS/UHC form with the profile	N
6. Is this waste a Dioxin or Furan per 40 CFR 261.31?	N
7. a.) Is this a Non-Hazardous Waste?	N
FOR WASTE DISPOSAL AT PERMA-FIX OF MICHIGAN ONLY:	
b.) Is this a hazardous waste by state regulation only?	N
c.) Is this a Michigan Act 451 listed hazardous waste?	N

If you answered Yes to any question in Section G, enter the appropriate waste code(s) on the lines below.

Waste Codes: **D001 D035 F003 F005**

Please list any Toxic Release Inventory Constituents per EPCRA Section 313 not identified above.

PERMA FIX OF SOUTH GEORGIA
1612 JAMES P. RODGERS CIRCLE - VALDOSTA, GA 31601
229-244-0474 Fax: 229-333-0328

Waste Material Profile

Profile: **AV30246**

H. BENZENE NESHAP 40 CFR 61, SUBPART FF (Hazardous waste with Benzene Only)

If question 1, 2, or 3 is No, proceed to section I.

	YES/NO
1. Is this waste stream generated at a facility with a SIC code listed under NESHAP, or a TSDF that treats NESHAP waste? SIC Code _____ listed codes: (2800-2899, 2911, or 3312)	N
2. Does the waste contain > 10% water?	N
3. Is the total Annual Benzene quantity from the facility waste greater that 10 Mg/Yr (2,200 lbs/yr)?	N

If Question 1, 2, or 3 is No, proceed to section I.

4. What is the total Benzene concentration in Your Waste? _____

(Do not use TCLP results. Acceptable laboratory methods include 8020, 8260, 602, and 624)

5. What is the TAB quantity for the generator facility? _____ Mg/Yr

I. PACKAGING/QUANTITY

Container Type/Size: _____

Rate of Generation: **1 DM per QTR**

J. DOT SHIPPING INFORMATION

Enter the proper DOT shipping name from 49 CFR 172.101 table.

Waste Paint related material (XYLENE, TOLUENE)

List 2 major components: _____

Hazard Class **3** UN/NA Code **UN1263** PG **II**

K. ATTACHMENTS (Check all that apply and include with profile)

N	UST/UHC Form	N	Process Flow Diagram	N	Generator authorization
N	Analysis	N	PCB source statement	N	Labpack inventory sheet
N	Additional Description	N	Material Safety Data Sheet	N	Land Disposal Notification

L. CERTIFICATION

I hereby certify that all the information submitted in this and all attached documents are complete and accura
All known and suspected hazards have been disclosed. By signing below, I give Perma-Fix Environmental Services, Inc.,
all of its subsidiaries, permission to make minor changes to this profile prior to its acceptance should they find an error or omiss

Printed Name: _____ Signature: _____ Date: _____

** Signatures other than the generator are required to submit an approved authorization letter from the generator to certify this profile.

INTERNAL USE ONLY: Approval Review: 1 **LASON KIRKLAND** 2 **LASON KIRKLAND** 3 **LASON KIRKLAND**

Profile ID Number **AV30246** Approval Status: **C** Form Code: **W209**

Waste Codes **D001 D035 F003 F005**

DOT **Waste Paint related material (XYLENE, TOLUENE)**

Destination/Consolidation Code **F-I2** Price & Initial _____

Outbound Approval _____ Facility _____

Notes: _____

PERMA FIX OF SOUTH GEORGIA
1612 JAMES P. RODGERS CIRCLE - VALDOSTA, GA 31601
229-244-0474 Fax: 229-333-0328

Waste Material Profile

Profile: **AO35066**

A: GENERATOR INFORMATION

Generator	**COLLISION CENTER OF PASCO**	Contact Name	
Address	**6415 US HIGHWAY 19**	Contact Phone	
City, St, Zip	**NEW PORT RICHEY FL 34652**	Contact Fax	
Phone	**727-845-4111**		
Fax	**727-845-4131**		
EPA ID	**FLR000117721**		

B: BILL TO INFORMATION

Billing To	**COLLISION CENTER OF PASCO**	Contact Name	
Address	**6415 US HIGHWAY 19**	Contact Phone	
City, St., Zip	**NEW PORT RICHEY FL 34652**	Contact Fax	
Phone	**727-845-4111**		
Fax	**727-845-4131**		
EPA ID	**FLR000117721**		

C: COMMON NAME OF THE WASTE

Waste Name: **PAINT BOOTH FILTERS**

Generating Process: **PAINT BOOTH FILTERS**

IS THIS WASTE:

	YES/NO		YES/NO		YES/NO
Spent	Y	Spill	N	Household waste?	N
Virgin	N	Labpack	N	Soil from UST removal?	N
Off-Spec	N	Subject to an exemption?	N	Other?	N
WWT sludge	N				

D: HAZARDOUS CHARACTERISTICS

		YES/NO		
Is this waste:	Radioactive	N		
	Bio-Hazard	N		
	Polymerizable	N		
Does this waste contain:	Asbestos	N	_____	Friable = N
	PCB's > 50 ppm	N		
	Hexavalent Chrome	N		
	HOC's > 1000 ppm	N		
	VOC's > 500 ppmw	N		

E: PHYSICAL DATA

Odor: ☐ Flash Point: ☐

pH: **5 - 9 PH** Spec. Grav: **.8 - 1 SP.GR.**

BTU/lb: **= 200 BTU/LB** Chloride % by wt: **< 2 PCT**

% Water % by vol: **< 5 PCT**

Solid **= 100 PCT** Sludge _____ Liquid _____ Debris _____

Dust ☐ Pumpable **N** Free Liquids ☐

Granular ☐ Pourable **Y** Viscosity **H** (Hi, Med, Low)

Chunks ☐ Monolith ☐

F: COMPOSITION OF WASTE

COMPOSITION	LOW VALUE	IND.	HI VALUE	UM	ALTERNATE VALUE
TOLUENE, XYLENE, VM&P NAPTHA, ISOPROPANOL		=	5		
PAINT FILTERS	90	-	98		
GLYCOL ESTER, GLYCOL ETHER, BUTYL ACETATE	5	<			
PAINT RESIDUE	1	-	5		
PAINT THINNER		=	5		
ACETONE, METHANOL, MEK, MIBK	5	<			

PERMA FIX OF SOUTH GEORGIA
1612 JAMES P. RODGERS CIRCLE - VALDOSTA, GA 31601
229-244-0474 Fax: 229-333-0328

Waste Material Profile

Profile: **AO35066**

G. WASTE CHARACTERIZATION

	YES/NO
1. Is this a listed EPA RCRA hazardous waste (F, K, P, U) as defined in 40 CFR 261.30	Y
2. a.) Is this a liquid waste with a flash point < 140F as defined in 40 CFR 261.21 (D001)	N
b.) Is this an ignitable solid as defined in 40 CFR 261.21 (D001)	N
c.) Is this an oxidizer as defined in 49 CFR 173.127 (D001)	N
d.) If yes to a, b, or c. Is this a High TOC waste	N
3. a.) Is this a liquid waste with a pH < 2 or > 12.5 (D002)	N
b.) Is this a liquid waste that corrodes steel as defined in 40 CFR 261.22 (D002)	N
4. Is this a reactive waste as defined in 40 CFR 261.23 (D003)	N

If yes, specify the subcategory: Water Reactive ☐ Air Reactive ☐ Explosive ☐ Other Reactive ☐

Reactive Cyanide: conc. _____ Reactive Sulfide: conc. _____

Waste Code	Constituent	Reg. Level	Actual Conc.	Waste Code	Constituent	Reg. Level	Actual Conc.
D004	Arsenic	5.0	**< 5 MG/L**	D024	m-Cresol	200	**< 200 MG/L**
D005	Barium	100	**< 100 MG/L**	D025	p-Cresol	200	**< 200 MG/L**
D006	Cadmium	1.0	**< 1 MG/L**	D026	Cresol(o, m, p)	200	**< 200 MG/L**
D007	Chromium	5.0	**< 5 MG/L**	D027	1, 4 Dichlorobenzene	7.5	**< 7.5 MG/L**
D008	Lead	5.0	**< 5 MG/L**	D028	1, 2-Dichloroethane	0.5	**< .5 MG/L**
D009	Mercury	0.2	**< .2 MG/L**	D029	1, 1-Dichloroethylene	0.7	**< .7 MG/L**
D010	Selenium	1.0	**< 1 MG/L**	D030	2, 4-Dinitrotulene	0.13	**< .13 MG/L**
D011	Silver	5.0	**< 5 MG/L**	D031	Heptachlor	0.008	**< .008 MG/L**
D012	Endrin	0.02	**< .02 MG/L**	D032	Hexachlorobenzene	0.13	**< .13 MG/L**
D013	Lindane	0.4	**< .4 MG/L**	D033	Hexachlorobutadiene	0.5	**< .5 MG/L**
D014	Methoxychlor	10	**< 10 MG/L**	D034	Hexachloroethane	3	**< 3 MG/L**
D015	Toxaphene	0.5	**< .5 MG/L**	D035	Methyl Ethyl Ketone	200	**> 200 MG/L**
D016	2, 4 - D	10	**< .13 MG/L**	D036	Nitrobenzene	2	**< 2 MG/L**
D017	2, 4, 5 - T (Silvex)	1	**< 1 MG/L**	D037	Pentachlorophenol	100	**< 100 MG/L**
D018	Benzene	0.5	**< .5 MG/L**	D038	Pyridine	5	**< 5 MG/L**
D019	Carbon Tetrachloride	0.5	**< .5 MG/L**	D039	Tetrachloroethylene	0.7	**< .7 MG/L**
D020	Chlordane	0.03	**< .03 MG/L**	D040	Trichloroethylene	0.5	**< .5 MG/L**
D021	Chlorobenzene	100	**< 100 MG/L**	D041	2, 4, 5-Trichlorophenol	400	**< 400 MG/L**
D022	Chloroform	6.0	**< 6 MG/L**	D042	2, 4, 6-Trichlorophenol	2	**< 2 MG/L**
D023	o-Cresol	200	**< 200 MG/L**	D043	Vinyl Chloride	0.2	**< .2 MG/L**

Based on: Total Analysis [N] TCLP Analysis [N] Generator Knowledge [Y]

	YES/NO
5. Is this a EPA Toxic Waste (D004 - D043) as defined in 40 CFR 261.24?	Y
If D009: Is the total Mercury concentration above 260 ppm?	N
* If this is a D001, D002, D003(selected) or D004 - D043 does it contain any of the Underlying Hazardous Constituents (UHC) above Universal Treatment Standards (UTS)? If Yes, include a UTS/UHC form with the profile	N
6. Is this waste a Dioxin or Furan per 40 CFR 261.31?	N
7. a.) Is this a Non-Hazardous Waste?	N
FOR WASTE DISPOSAL AT PERMA-FIX OF MICHIGAN ONLY:	
b.) Is this a hazardous waste by state regulation only?	N
c.) Is this a Michigan Act 451 listed hazardous waste?	N

If you answered Yes to any question in Section G, enter the appropriate waste code(s) on the lines below.

Waste Codes: **D035 F003 F005**

Please list any Toxic Release Inventory Constituents per EPCRA Section 313 not identified above.

PERMA FIX OF SOUTH GEORGIA
1612 JAMES P. RODGERS CIRCLE - VALDOSTA, GA 31601
229-244-0474 Fax: 229-333-0328

Waste Material Profile

Profile: **AO35066**

H. BENZENE NESHAP 40 CFR 61, SUBPART FF (Hazardous waste with Benzene Only)

If question 1, 2, or 3 is No, proceed to section I.

	YES/NO
1. Is this waste stream generated at a facility with a SIC code listed under NESHAP, or a TSDF that treats NESHAP waste? SIC Code _____ listed codes: (2800-2899, 2911, or 3312)	N
2. Does the waste contain > 10% water?	N
3. Is the total Annual Benzene quantity from the facility waste greater that 10 Mg/Yr (2,200 lbs/yr)?	N

If Question 1, 2, or 3 is No, proceed to section I.

4. What is the total Benzene concentration in Your Waste? _____

(Do not use TCLP results. Acceptable laboratory methods include 8020, 8260, 602, and 624)

5. What is the TAB quantity for the generator facility? _____ Mg/Yr

I. PACKAGING/QUANTITY

Container Type/Size: _____

Rate of Generation: **per** _____

J. DOT SHIPPING INFORMATION

Enter the proper DOT shipping name from 49 CFR 172.101 table.

Hazardous waste, solid, n.o.s.(Xylene, Toluene)

List 2 major components: _____

Hazard Class **9** UN/NA Code **NA3077** PG **III**

K. ATTACHMENTS (Check all that apply and include with profile)

N	UST/UHC Form	N	Process Flow Diagram	N	Generator authorization
N	Analysis	N	PCB source statement	N	Labpack inventory sheet
N	Additional Description	N	Material Safety Data Sheet	N	Land Disposal Notification

L. CERTIFICATION

I hereby certify that all the information submitted in this and all attached documents are complete and accura
All known and suspected hazards have been disclosed. By signing below, I give Perma-Fix Environmental Services, Inc.,
all of its subsidiaries, permission to make minor changes to this profile prior to its acceptance should they find an error or omiss

Printed Name: _____ Signature: _____ Date: _____

** Signatures other than the generator are required to submit an approved authorization letter from the generator to certify this profile.

INTERNAL USE ONLY: Approval Review: 1 **PATRICK GILLESPIE** 2 _____ 3 _____

Profile ID Number **AO35066** Approval Status: **A** Form Code: **W310**

Waste Codes **D035 F003 F005**

DOT **Hazardous waste, solid, n.o.s.(Xylene, Toluene)**

Destination/Consolidation Code **F-D1** Price & Initial _____

Outbound Approval _____ Facility _____

Notes: _____

Perma-Fix of Orlando FLD980559728 | **Perma-Fix of Michigan** MID096963194 | **Perma-Fix of South Georgia** GAD093380814

PERMA FIX OF SOUTH GEORGIA
1612 JAMES P. RODGERS CIRCLE - VALDOSTA, GA 31601
229-244-0474 Fax: 229-333-0328

Waste Material Profile

Profile: **AO35477**

A: GENERATOR INFORMATION

Generator	**MASSEY CADILLAC-OLDSMOBILE**	Contact Name	**PAUL JACKSON**
Address	**3700 S. HIGHWAY 17-92**	Contact Phone	**407-322-3391**
City, St, Zip	**SANFORD FL 32773**	Contact Fax	
Phone	**407-322-3391**		
Fax	**407-324-4648**		
EPA ID	**FLD032727257**		

B: BILL TO INFORMATION

Billing To	**MASSEY CADILLAC-OLDSMOBILE**	Contact Name	**PAUL JACKSON**
Address	**3700 S. HIGHWAY 17-92**	Contact Phone	**407-322-3391**
City, St., Zip	**SANFORD FL 32773**	Contact Fax	
Phone	**407-322-3391**		
Fax	**407-324-4648**		
EPA ID	**FLD032727257**		

C: COMMON NAME OF THE WASTE

Waste Name: **PAINT SOLIDS/STILLBOTTOMS FROM RECYCLING**

Generating Process: **PAINT STILLOTTOMS FROM SOLVENT/PAINT RECYCLING**

IS THIS WASTE:	YES/NO		YES/NO		YES/NO
Spent	Y	Spill	N	Household waste?	N
Virgin	N	Labpack	N	Soil from UST removal?	N
Off-Spec	N	Subject to an exemption?	N	Other?	N
WWT sludge	N				

D: HAZARDOUS CHARACTERISTICS

		YES/NO		
Is this waste:	Radioactive	N		
	Bio-Hazard	N		
	Polymerizable	N		
Does this waste contain:	Asbestos	N	_____	Friable = N
	PCB's > 50 ppm	N		
	Hexavalent Chrome	N		
	HOC's > 1000 ppm	N		
	VOC's > 500 ppmw	N		

E: PHYSICAL DATA

Odor: **Mild** pH: **5 - 9 PH** BTU/lb: **5000 > BTU/LB** % Water % by vol: **< 5 PCT**

Flash Point: **200 > F** Spec. Grav: **1.2 = SP.GR.** Chloride % by wt: **< 2 PCT**

Solid	100 - PCT	Dust		Granular		Chunks		Monolith	
Sludge		Pumpable	N	Pourable	N				
Liquid	= 0 PCT	Free Liquids		Viscosity	H	(Hi, Med, Low)			
Debris									

F: COMPOSITION OF WASTE

COMPOSITION	LOW VALUE	IND.	HI VALUE	UM	ALTERNATE VALUE
Toluene	**0**	**-**	**5**	**PCT**	
Paint Pigments	**25**	**-**	**40**	**PCT**	
Xylene	**0**	**-**	**5**	**PCT**	
Methyl Ethyl Ketone	**0**	**-**	**5**	**PCT**	
PLASTIC BAGS, DEBRIS	**0**	**-**	**30**	**PCT**	
Methyl Isobutyl Ketone	**0**	**-**	**5**	**PCT**	
ETHYL ACETATE	**0**	**-**	**5**	**PCT**	
Methanol	**0**	**-**	**5**	**PCT**	

PERMA FIX OF SOUTH GEORGIA
1612 JAMES P. RODGERS CIRCLE - VALDOSTA, GA 31601
229-244-0474 Fax: 229-333-0328

Waste Material Profile

Profile: **AO35477**

COMPOSITION	LOW_VALUE	IND.	HI_VALUE	UM	ALTERNATE_VALUE
MINERAL SPIRITS	**0**	**-**	**15**	**PCT**	
Ethyl Benzene	**0**	**-**	**5**	**PCT**	
ACETONE	**0**	**-**	**5**	**PCT**	
Turpentine	**0**	**-**	**15**	**PCT**	
ALCOHOLS	**0**	**-**	**5**	**PCT**	

PERMA FIX OF SOUTH GEORGIA
1612 JAMES P. RODGERS CIRCLE - VALDOSTA, GA 31601
229-244-0474 Fax: 229-333-0328

Waste Material Profile

Profile: **AO35477**

G. WASTE CHARACTERIZATION

	YES/NO
1. Is this a listed EPA RCRA hazardous waste (F, K, P, U) as defined in 40 CFR 261.30	Y
2. a.) Is this a liquid waste with a flash point < 140F as defined in 40 CFR 261.21 (D001)	N
b.) Is this an ignitable solid as defined in 40 CFR 261.21 (D001)	N
c.) Is this an oxidizer as defined in 49 CFR 173.127 (D001)	N
d.) If yes to a, b, or c. Is this a High TOC waste	N
3. a.) Is this a liquid waste with a pH < 2 or > 12.5 (D002)	N
b.) Is this a liquid waste that corrodes steel as defined in 40 CFR 261.22 (D002)	N
4. Is this a reactive waste as defined in 40 CFR 261.23 (D003)	N

If yes, specify the subcategory: Water Reactive ☐ Air Reactive ☐ Explosive ☐ Other Reactive ☐

Reactive Cyanide: conc. _____ Reactive Sulfide: conc. _____

Waste Code	Constituent	Reg. Level	Actual Conc.	Waste Code	Constituent	Reg. Level	Actual Conc.
D004	Arsenic	5.0	**< 5 MG/L**	D024	m-Cresol	200	**< 200 MG/L**
D005	Barium	100	**< 100 MG/L**	D025	p-Cresol	200	**< 200 MG/L**
D006	Cadmium	1.0	**< 1 MG/L**	D026	Cresol(o, m, p)	200	**< 200 MG/L**
D007	Chromium	5.0	**< 5 MG/L**	D027	1, 4 Dichlorobenzene	7.5	**< 7.5 MG/L**
D008	Lead	5.0	**< 5 MG/L**	D028	1, 2-Dichloroethane	0.5	**< .5 MG/L**
D009	Mercury	0.2	**< .2 MG/L**	D029	1, 1-Dichloroethylene	0.7	**< .7 MG/L**
D010	Selenium	1.0	**< 1 MG/L**	D030	2, 4-Dinitrotulene	0.13	**< .13 MG/L**
D011	Silver	5.0	**< 5 MG/L**	D031	Heptachlor	0.008	**< .008 MG/L**
D012	Endrin	0.02	**< .02 MG/L**	D032	Hexachlorobenzene	0.13	**< .13 MG/L**
D013	Lindane	0.4	**< .4 MG/L**	D033	Hexachlorobutadiene	0.5	**< .5 MG/L**
D014	Methoxychlor	10	**< 10 MG/L**	D034	Hexachloroethane	3	**< 3 MG/L**
D015	Toxaphene	0.5	**< .5 MG/L**	D035	Methyl Ethyl Ketone	200	**> 200 MG/L**
D016	2, 4 - D	10	**< .13 MG/L**	D036	Nitrobenzene	2	**< 2 MG/L**
D017	2, 4, 5 - T (Silvex)	1	**< 1 MG/L**	D037	Pentachlorophenol	100	**< 100 MG/L**
D018	Benzene	0.5	**< .5 MG/L**	D038	Pyridine	5	**< 5 MG/L**
D019	Carbon Tetrachloride	0.5	**< .5 MG/L**	D039	Tetrachloroethylene	0.7	**< .7 MG/L**
D020	Chlordane	0.03	**< .03 MG/L**	D040	Trichloroethylene	0.5	**< .5 MG/L**
D021	Chlorobenzene	100	**< 100 MG/L**	D041	2, 4, 5-Trichlorophenol	400	**< 400 MG/L**
D022	Chloroform	6.0	**< 6 MG/L**	D042	2, 4, 6-Trichlorophenol	2	**< 2 MG/L**
D023	o-Cresol	200	**< 200 MG/L**	D043	Vinyl Chloride	0.2	**< .2 MG/L**

Based on: Total Analysis [N] TCLP Analysis [N] Generator Knowledge [Y]

	YES/NO
5. Is this a EPA Toxic Waste (D004 - D043) as defined in 40 CFR 261.24?	Y
If D009: Is the total Mercury concentration above 260 ppm?	N
* If this is a D001, D002, D003(selected) or D004 - D043 does it contain any of the Underlying Hazardous Constituents (UHC) above Universal Treatment Standards (UTS)? If Yes, include a UTS/UHC form with the profile	N
6. Is this waste a Dioxin or Furan per 40 CFR 261.31?	N
7. a.) Is this a Non-Hazardous Waste?	N
FOR WASTE DISPOSAL AT PERMA-FIX OF MICHIGAN ONLY:	
b.) Is this a hazardous waste by state regulation only?	N
c.) Is this a Michigan Act 451 listed hazardous waste?	N

If you answered Yes to any question in Section G, enter the appropriate waste code(s) on the lines below.

Waste Codes: **D035 F003 F005**

Please list any Toxic Release Inventory Constituents per EPCRA Section 313 not identified above.

PERMA FIX OF SOUTH GEORGIA
1612 JAMES P. RODGERS CIRCLE - VALDOSTA, GA 31601
229-244-0474 Fax: 229-333-0328

Waste Material Profile

Profile: **AO35477**

H. BENZENE NESHAP 40 CFR 61, SUBPART FF (Hazardous waste with Benzene Only)

If question 1, 2, or 3 is No, proceed to section I.

	YES/NO
1. Is this waste stream generated at a facility with a SIC code listed under NESHAP, or a TSDF that treats NESHAP waste? SIC Code _____ listed codes: (2800-2899, 2911, or 3312)	N
2. Does the waste contain > 10% water?	N
3. Is the total Annual Benzene quantity from the facility waste greater that 10 Mg/Yr (2,200 lbs/yr)?	N

If Question 1, 2, or 3 is No, proceed to section I.

4. What is the total Benzene concentration in Your Waste? _____

(Do not use TCLP results. Acceptable laboratory methods include 8020, 8260, 602, and 624)

5. What is the TAB quantity for the generator facility? _____ Mg/Yr

I. PACKAGING/QUANTITY

Container Type/Size: _____

Rate of Generation: **2 DM per**

J. DOT SHIPPING INFORMATION

Enter the proper DOT shipping name from 49 CFR 172.101 table.

Hazardous waste, solid, n.o.s. (Acetone, Toluene)

List 2 major components: _____

Hazard Class **9** UN/NA Code **NA3077** PG **III**

K. ATTACHMENTS (Check all that apply and include with profile)

N	UST/UHC Form	N	Process Flow Diagram	N	Generator authorization
N	Analysis	N	PCB source statement	N	Labpack inventory sheet
N	Additional Description	N	Material Safety Data Sheet	N	Land Disposal Notification

L. CERTIFICATION

I hereby certify that all the information submitted in this and all attached documents are complete and accura
All known and suspected hazards have been disclosed. By signing below, I give Perma-Fix Environmental Services, Inc.,
all of its subsidiaries, permission to make minor changes to this profile prior to its acceptance should they find an error or omiss

Printed Name: _____ Signature: _____ Date: _____

** Signatures other than the generator are required to submit an approved authorization letter from the generator to certify this profile.

INTERNAL USE ONLY: Approval Review: 1 **PATRICK GILLESPIE** 2 _____ 3 _____

Profile ID Number **AO35477** Approval Status: **A** Form Code: **W604**

Waste Codes **D035 F003 F005**

DOT **Hazardous waste, solid, n.o.s. (Acetone, Toluene)**

Destination/Consolidation Code **F-S1** Price & Initial _____

Outbound Approval _____ Facility _____

Notes: _____

PERMA FIX OF SOUTH GEORGIA
1612 JAMES P. RODGERS CIRCLE - VALDOSTA, GA 31601
229-244-0474 Fax: 229-333-0328

Waste Material Profile

Profile: **AO35615**

A: GENERATOR INFORMATION

Generator	**AUTO BODY TEK**	Contact Name	**BRIAN KAISER**
Address	**1717 E. BUSCH BLVD., STE. 200**	Contact Phone	**813-716-6999**
City, St, Zip	**TAMPA FL 33612**	Contact Fax	
Phone	**813-716-6999**		
Fax	**813-933-9765**		
EPA ID	**FLCESQG33612**		

B: BILL TO INFORMATION

Billing To	**AUTO BODY TEK**	Contact Name	**BRIAN KAISER**
Address	**1717 E. BUSCH BLVD., STE. 200**	Contact Phone	**813-716-6999**
City, St., Zip	**TAMPA FL 33612**	Contact Fax	
Phone	**813-716-6999**		
Fax	**813-933-9765**		
EPA ID	**FLCESQG33612**		

C: COMMON NAME OF THE WASTE

Waste Name: **PAINT/THINNER**

Generating Process: **CLEANING OF EQUIPMENT/SHOP MAINTENANCE**

IS THIS WASTE:

	YES/NO		YES/NO		YES/NO
Spent	Y	Spill	N	Household waste?	N
Virgin	N	Labpack	N	Soil from UST removal?	N
Off-Spec	N	Subject to an exemption?	N	Other?	N
WWT sludge	N				

D: HAZARDOUS CHARACTERISTICS

		YES/NO		
Is this waste:	Radioactive	N		
	Bio-Hazard	N		
	Polymerizable	N		
Does this waste contain:	Asbestos	N	———	Friable = N
	PCB's > 50 ppm	N		
	Hexavalent Chrome	N		
	HOC's > 1000 ppm	N		
	VOC's > 500 ppmw	Y		

E: PHYSICAL DATA

Odor: **Mild** pH: **2.1 - 7** BTU/lb: **10000 - 15000 BTU/LB** % Water % by vol: **< 5 PCT**

Flash Point: **73 - 99 F** Spec. Grav: **.82 - .95 SP.GR.** Chloride % by wt: **2 < PPM**

Solid **0 %**
Sludge **5 = PCT**
Liquid **95 = PCT**
Debris **-**

Dust ☐ Granular ☐ Chunks **-** Monolith ☐

Pumpable **Yes** Pourable **YES**

Free Liquids ☐ Viscosity **Low** (Hi, Med, Low)

F: COMPOSITION OF WASTE

COMPOSITION	LOW VALUE	IND.	HI VALUE	UM	ALTERNATE VALUE
Xylene	**10**	**-**	**15**	**PCT**	
Paint Pigments	**5**	**-**	**15**	**PCT**	
Methanol	**10**	**-**	**15**	**PCT**	
Butyl Acetate	**10**	**-**	**15**	**PCT**	
VM & P Naptha	**10**	**-**	**15**	**PCT**	
Acetone	**10**	**-**	**45**	**PCT**	
Glycol Ether	**10**	**-**	**15**	**PCT**	
Methyl Isobutyl Ketone	**10**	**-**	**15**	**PCT**	

COMPOSITION	LOW_VALUE	IND.	HI_VALUE	UM	ALTERNATE_VALUE
Methyl Ethyl Ketone	**10**	**-**	**15**	**PCT**	
Toluene	**10**	**-**	**15**	**PCT**	
Isopropanol	**10**	**-**	**15**	**PCT**	

PERMA FIX OF SOUTH GEORGIA
1612 JAMES P. RODGERS CIRCLE - VALDOSTA, GA 31601
229-244-0474 Fax: 229-333-0328

Waste Material Profile

Profile: **AO35615**

G. WASTE CHARACTERIZATION

	YES/NO
1. Is this a listed EPA RCRA hazardous waste (F, K, P, U) as defined in 40 CFR 261.30	Y
2. a.) Is this a liquid waste with a flash point < 140F as defined in 40 CFR 261.21 (D001)	Y
b.) Is this an ignitable solid as defined in 40 CFR 261.21 (D001)	N
c.) Is this an oxidizer as defined in 49 CFR 173.127 (D001)	N
d.) If yes to a, b, or c. Is this a High TOC waste	Y
3. a.) Is this a liquid waste with a pH < 2 or > 12.5 (D002)	N
b.) Is this a liquid waste that corrodes steel as defined in 40 CFR 261.22 (D002)	N
4. Is this a reactive waste as defined in 40 CFR 261.23 (D003)	N

If yes, specify the subcategory: Water Reactive [N] Air Reactive [N] Explosive [N] Other Reactive [-]

Reactive Cyanide: conc. **N PPM** Reactive Sulfide: conc. **N PPM**

Waste Code	Constituent	Reg. Level	Actual Conc.	Waste Code	Constituent	Reg. Level	Actual Conc.
D004	Arsenic	5.0	**< 5 MG/L**	D024	m-Cresol	200	**< 200 MG/L**
D005	Barium	100	**< 100 MG/L**	D025	p-Cresol	200	**< 200 MG/L**
D006	Cadmium	1.0	**< 1 MG/L**	D026	Cresol(o, m, p)	200	**< 200 MG/L**
D007	Chromium	5.0	**< 5 MG/L**	D027	1, 4 Dichlorobenzene	7.5	**< 7.5 MG/L**
D008	Lead	5.0	**< 5 MG/L**	D028	1, 2-Dichloroethane	0.5	**< .5 MG/L**
D009	Mercury	0.2	**< .2 MG/L**	D029	1, 1-Dichloroethylene	0.7	**< .7 MG/L**
D010	Selenium	1.0	**< 1 MG/L**	D030	2, 4-Dinitrotulene	0.13	**< .13 MG/L**
D011	Silver	5.0	**< 5 MG/L**	D031	Heptachlor	0.008	**< .008 MG/L**
D012	Endrin	0.02	**< .02 MG/L**	D032	Hexachlorobenzene	0.13	**< .13 MG/L**
D013	Lindane	0.4	**< .4 MG/L**	D033	Hexachlorobutadiene	0.5	**< .5 MG/L**
D014	Methoxychlor	10	**< 10 MG/L**	D034	Hexachloroethane	3	**< 3 MG/L**
D015	Toxaphene	0.5	**< .5 MG/L**	D035	Methyl Ethyl Ketone	200	**200 > MG/L**
D016	2, 4 - D	10	**< .13 MG/L**	D036	Nitrobenzene	2	**< 2 MG/L**
D017	2, 4, 5 - T (Silvex)	1	**< 1 MG/L**	D037	Pentachlorophenol	100	**< 100 MG/L**
D018	Benzene	0.5	**< .5 MG/L**	D038	Pyridine	5	**< 5 MG/L**
D019	Carbon Tetrachloride	0.5	**< .5 MG/L**	D039	Tetrachloroethylene	0.7	**< .7 MG/L**
D020	Chlordane	0.03	**< .03 MG/L**	D040	Trichloroethylene	0.5	**< .5 MG/L**
D021	Chlorobenzene	100	**< 100 MG/L**	D041	2, 4, 5-Trichlorophenol	400	**< 400 MG/L**
D022	Chloroform	6.0	**< 6 MG/L**	D042	2, 4, 6-Trichlorophenol	2	**< 2 MG/L**
D023	o-Cresol	200	**< 200 MG/L**	D043	Vinyl Chloride	0.2	**< .2 MG/L**

Based on: Total Analysis [N] TCLP Analysis [N] Generator Knowledge [Y]

	YES/NO
5. Is this a EPA Toxic Waste (D004 - D043) as defined in 40 CFR 261.24?	Y
If D009: Is the total Mercury concentration above 260 ppm?	N
* If this is a D001, D002, D003(selected) or D004 - D043 does it contain any of the Underlying Hazardous Constituents (UHC) above Universal Treatment Standards (UTS)? If Yes, include a UTS/UHC form with the profile	N
6. Is this waste a Dioxin or Furan per 40 CFR 261.31?	N
7. a.) Is this a Non-Hazardous Waste?	N
FOR WASTE DISPOSAL AT PERMA-FIX OF MICHIGAN ONLY:	
b.) Is this a hazardous waste by state regulation only?	N
c.) Is this a Michigan Act 451 listed hazardous waste?	N

If you answered Yes to any question in Section G, enter the appropriate waste code(s) on the lines below.

Waste Codes: **D001 D035 F003 F005**

Please list any Toxic Release Inventory Constituents per EPCRA Section 313 not identified above.

PERMA FIX OF SOUTH GEORGIA
1612 JAMES P. RODGERS CIRCLE - VALDOSTA, GA 31601
229-244-0474 Fax: 229-333-0328

Waste Material Profile

Profile: **AO35615**

H. BENZENE NESHAP 40 CFR 61, SUBPART FF (Hazardous waste with Benzene Only)

If question 1, 2, or 3 is No, proceed to section I.

	YES/NO
1. Is this waste stream generated at a facility with a SIC code listed under NESHAP, or a TSDF that treats NESHAP waste? SIC Code _____ listed codes: (2800-2899, 2911, or 3312)	N
2. Does the waste contain > 10% water?	N
3. Is the total Annual Benzene quantity from the facility waste greater that 10 Mg/Yr (2,200 lbs/yr)?	N

If Question 1, 2, or 3 is No, proceed to section I.

4. What is the total Benzene concentration in Your Waste? _____

(Do not use TCLP results. Acceptable laboratory methods include 8020, 8260, 602, and 624)

5. What is the TAB quantity for the generator facility? _____ Mg/Yr

I. PACKAGING/QUANTITY

Container Type/Size: _____

Rate of Generation: **DM per**

J. DOT SHIPPING INFORMATION

Enter the proper DOT shipping name from 49 CFR 172.101 table.

Waste Paint related material

List 2 major components: _____

Hazard Class **3** UN/NA Code **UN1263** PG **II**

K. ATTACHMENTS (Check all that apply and include with profile)

N	UST/UHC Form	N	Process Flow Diagram	N	Generator authorization
N	Analysis	N	PCB source statement	N	Labpack inventory sheet
N	Additional Description	N	Material Safety Data Sheet	N	Land Disposal Notification

L. CERTIFICATION

I hereby certify that all the information submitted in this and all attached documents are complete and accur
All known and suspected hazards have been disclosed. By signing below, I give Perma-Fix Environmental Services, Inc.,
all of its subsidiaries, permission to make minor changes to this profile prior to its acceptance should they find an error or omiss

Printed Name: _____ Signature: _____ Date: _____

** Signatures other than the generator are required to submit an approved authorization letter from the generator to certify this profile.

INTERNAL USE ONLY: Approval Review: 1 **DAVE HALEY** 2 **LASON KIRKLAND** 3 _____

Profile ID Number **AO35615** Approval Status: **A** Form Code: **W209**

Waste Codes **D001 D035 F003 F005**

DOT **Waste Paint related material**

Destination/Consolidation Code **F-F1** Price & Initial _____

Outbound Approval _____ Facility _____

Notes: _____

EXHIBIT C-2

GENERATOR WASTE MATERIAL PROFILE FORM

WASTE PROFILE

*Perma-Fix Nuclear Services: DSSI * M&EC * Perma-Fix of Florida * Perma-Fix Northwest*

Profile Number

Generator Information:

EPA ID#

Generator Name

Generator Address

City/State/Zip

Telephone

Fax

Billing Information:

☐ Electronic users: check here to copy Generator info, if same.

Broker/Site

Address

City/St/Zip

Telephone

Fax

Check all that apply

☐ Hazardous Waste - *Include LDR-UHC Constituent Form*
- ☐ *Mercury >260 PPM*
- ☐ *Elemental Mercury*
- ☐ *Reactives - specify:*
- ☐ *Oxidizers*

☐ TSCA Regulated PCB
- ☐ *PCB Bulk Products*
- ☐ *PCB Remediation Waste*
- ☐ *PCB Articles*

☐ Radioactive Waste

☐ Non-Hazardous Waste
- ☐ Universal Waste
- ☐ Used Oil Filter
- ☐ Used Oil

Please provide a detailed description of the process that generated this waste. Attach additional sheets if needed. Note: for a line break, press alt-return.

Characterization Method: *(check ONE only)* ☐ Laboratory Analysis ☐ MSDS ☐ Generator Knowledge

Physical Description: *(check all that apply)* ☐ Solid ☐ Liquid ☐ Sludge ☐ Debris ☐ Labpack *(add inventory form)* ☐ Other:

Volume: *(include units: 30 liters, 5 gal., etc)*

Gross Weight: *(include units: 75 lbs, 10 kg, etc.)*

Container Type:

Total Number of Containers:

Overpacked: ☐ Yes ☐ No

US DOT Hazardous Material: ☐ Yes ☐ No

Proper Shipping Name:

DOT Hazard Class: *primary* *subsidiary*

☐ This waste stream is subject to the Land Disposal Restriction of 40 CFR 268.
(If checked, complete a Land Disposal Restriction Notification form)

☐ This waste stream contains Benzene.
(If checked, complete the Benzene NESHAP Worksheet)

☐ This waste stream consists of off-spec used oil.

☐ This is a CERCLA waste.

For Broker Use Only

I certify the following:
The packages used to ship this material meet the requirements of 40 CFR 173 Subpart B (HazMat). This material will be inspected for consistency with the preapproved profile at the time of transportation.

Name Date

CHEMICAL PROPERTIES AND COMPOSITION:

Percent Free Liquid: % (None=0%, all=100%)

Percent Settled Solids: % (None=0%, all=100%)

Viscosity: Centistokes

pH Actual: OR Range: to

Specific Gravity Actual: OR Range: to

CERTIFICATION

I certify that all hazards, known or suspected, have been disclosed on this profile. Further I understand that a surcharge may be imposed for any material which is rejected or requires additional handling due to the material being inconsistent with the profile, improper or damaged containers, or improper shipping documents.

1. Any sample submitted is representative as defined in 40 CFR 261-Appendix I or is obtained using an equivalent method.
2. I authorize Perma-Fix to obtain a sample from any waste shimpment for purposes of verification.

Name Title Date

Perma-Fix Use Only

☐ Accepted ☐ Accepted with the following conditions:

☐ Rejected for the following reasons:

Designated Facility:
- ☐ DSSI
- ☐ M&EC
- ☐ PF Florida
- ☐ PFNW

Perma-Fix has all of the necessary permits and licenses for the waste that has been characterized and identified by this approved profile and accepted by Perma-Fix

Name Title Date

EXHIBIT C-3

COMPLIANCE REVIEW FORM

Perma-Fix of South Georgia

Compliance Review Form

PROFILE: AV30733

Customer Service Review Approved _____ Rejected _____ Date _____

Profile: AV30733 /

Generator: AIRCRAFT CONNECTION,INC. EPA ID: FLR000067363

Bill To: PERMA FIX (A/P DEPT) OF FT LAUDERDALE Reference: PERMAFIX

Comments: _____

_____

Changes Authorized By: _____ Copy Requested: _____ Yes____ No ____

Compliance Officer Approval Approved _____ Rejected _____ Date _____

DPT Shipping Name: Hazardous waste, solid, n.o.s.(Chromium, Cadmium)

UN/NA # NA3077

Form Code: W310

Hazard Class: 9

Packing Group: III

Waste Codes:

D006 D007

Combustible Liquid: _____ Non-Regulated: _____

Biennial: Source: _____ Form: _____ MMC: _____ Origin: _____ TRI Attached: Y / N

Two Major Hazardous Components: _____

Comments: _____

Price Approval Approved _____ Rejected _____ Date _____

Container Sizes: _____

Planned Disposal: _____ Process Code: _____

Comments: _____

Facility Approval Approved _____ Rejected _____ Date _____

Class Code: _____

Comments: _____

EXHIBIT C-3A

NOTICE OF APPROVAL

Notice of Approval

170045-1 / PERMAFIX
ORLANDO SOLIS 954-583-3795
PERMA FIX (A/P DEPT) OF FT LAUDERDALE
3701 S.W. 47TH AVENUE, #109
DAVIE, FL 33314

183811-1 / FLR000067363
CESAR 305-696-2626
AIRCRAFT CONNECTION,INC.
7301 NW 32ND AVE.
MIAMI, FL 33147

Thank you for your submission of the Perma-Fix Waste Profile Form. We have evaluated your waste stream, and it has been approved for management at a fully-permitted TSDF. Listed below, and on the attached pages, please find the pertinent information for the proper disposal of the waste. Pricing is included along with a copy of the analysis (if applicable), standard terms and conditions, and container shipment requirements. By shipping under this approval, you agree to the price set forth in this approval. In addition, you may be subject to additional fees or rejection should the shipped waste stream not conform to the specifications of this Waste Profile.

TSD Facility: PERMA FIX OF SOUTH GEORGIA
Profile # / Approval #: AV30733 /
RCRA/EPA Waste Codes: D006 D007

Authorized: 09/10/2004
Expires: 09/10/2005

DOT Description: Hazardous waste, solid, n.o.s.(Chromium, Cadmium), 9, NA3077, III

Product	Common Description	Price	Unit	Container	Min. Charge
LF-SLD-03	PAINT FILTERS - HAZ WASTE SOLID		DM		

Optional Charges (if Applicable)

As required per 40 CFR 264.12(.b), this letter serves as notification that Perma-Fix has the appropriate permits in place to accept and manage your waste(s). Due in part to our permit, non-conforming waste may be rejected at a rate of $250.00, plus round trip transportation if the discrepancy cannot be resolved via manifest corrections or price adjustments.

We appreciate your interest in our company and we look forward to assisting you with the disposal of your waste. To place an order, please contact our customer service department. Our telephone number is (229) 244-0474 in Valdosta, GA.

Sincerely,

Lason Kirkland
General Manager
Perma-Fix of South Georgia

EXHIBIT C-4

CONTAINER CHECK-IN SHEET

Perma-Fix of South Georgia Container Check-In Sheet

Document Number: **DO53239**
Manifest Pg/ Line: 1 A (1)
Manifest No: 01185
State Manifest#

Transporter: PERMA FIX OF ORLANDO, INC.
Received Date: 3/7/2005
Load:/ Stop: LO17104 / 0
Sales Order:

	NCD072005705	CD?		ADV111	CD? **Y**
Generator:	CAPE FEAR VALLEY MEDICAL CENTER		**Bill To Customer:**	ADVANCED ENV. OPTIONS	
Address 1:	1638 OWEN DRIVE		Address 1:	150 Franke Drive	
Address 2:			Address 2:		
City ST Zip:	FAYETTEVILLE, NC 28304		City ST Zip:	SPARTENBURG, SC 29307	
Phone:	910-609-6170		Phone:	864-488-9111	

Profile No: **AV32266 /**

Checked In By: _____

Check In Date: _____

Process Code: F-C1 **Last Analysis:**
Product Code: FS-LIQ-02 CLIN
Waste Name: FLAMMABLE LIQUIDS

Profile /Old Price =

Pricesheet:

Composition:

ACETONE 5 = PCT
ASH 1 = PCT
ETHANOL 55 = PCT
ISOPROPANOL 19 = PCT
WATER 18 = PCT
XYLENE 3 = PCT

Item: 1; FS-LIQ-01; -; Price: $33 / DM; IC: $ /

Special Handling:

	Profile Waste Description	**Manifested Waste Description**
Proper Shipping Name	Waste Flammable liquids, n.o.s.(ETHANOL,ACETONE)	RQ Waste Flammable liquids, n.o.s.(ETHANOL,ACETONE), 3, UN1993, PGII
Technical:		(ACETONE, XYLENE)
EPA Waste Codes	D001 F003	D001 F003

Document/Item	Size	Type	Weight	SpG	Layers	Appearence	pH	Status	Burn Test	Comments	Location
DO53239 - 1	55	DM									
DO53239 - 2	55	DM									
DO53239 - 3	55	DM									

EXHIBIT C-4A

WASTE COMPATIBILITY TEST MANUAL

WASTE COMPATIBILITY TEST MANUAL
FOR
PERMA-FIX OF SOUTH GEORGIA, INC.
VALDOSTA, GEORGIA

TABLE OF CONTENTS
NARRATIVE

SECTION	TITLE	PAGE
1.0	**INTRODUCTION**.....	1
2.0	**DESCRIPTION OF TEST**.....	1
3.0	**HEALTH AND SAFETY CONSIDERATIONS**.....	4
4.0	**TEST EQUIPMENT**.....	4
5.0	**INDICATION OF SUSPECTED REACTANTS**.....	5
6.0	**EVALUATION OF SUSPECTED REACTANTS**.....	5
7.0	**ACCURACY OF THE TEST**.....	6

FIGURES

FIGURE	TITLE	PAGE
2-1	**COMPATIBILITY TEST LOG**.....	3

1.0 INTRODUCTION

The testing procedures contained in this manual are designed to resemble actual blending operating conditions that occur in the mixing vessels that blend hazardous waste for use as fuel substitutes in industrial furnaces. The resemblance of the test to actual conditions depends on several factors, some of which the facility may have control to a varying extent and others that cannot be controlled. The objective of this test is to determine if waste streams intended for blending may set off a reaction with resulting undesirable consequences if mixed together. Positive indication of reacting waste streams does not indicate that the waste streams that tested positive are to be banned from blending, but rather it will lead to a more exhaustive evaluation to establish the magnitude of the expected reaction and ways to avoid it or minimize it, if possible, within permissible safety and health limits.

Another performance that is looked for in this test is to impose as little burden as possible on the existing sampling and testing process. The extent of the additional burden created by this new test will depend on the way it is planned and conducted. This manual seeks to develop a plan that is easy to follow, keeps the tasks small in size and number, and provides detailed instruction of the steps to follow without becoming burdensome.

2.0 DESCRIPTION OF TEST

The facility samples every wastes stream from every truck load that is received at the site. At the present time the sample is utilized to conduct two tests to determine its chemical and physical properties. One of those tests - a fingerprint or field test - provides general information on the pH value, specific gravity, viscosity, solid layer thickness and capacity to sustain combustion. The first four pieces of information mentioned in the last sentence are determined in the drum storage pad, and then, the sample is taken to a booth where the last parameter is evaluated by performing a burn test under a hood that vents the fumes and smoke away from the operator. The remainder of the sample is taken to the lab where analysis are performed to detect and qualify parameters of concern.

The compatibility test is to be conducted after the burn test and in the same booth. The compatibility test requires that a small portion of the sample is separated for every waste stream in the truck load before it is taken to the lab. The size of the sample left after the burn test is large enough to provide a portion for the compatibility test, and to perform the lab analysis on the remainder of the sample.

Separated sample portions for the entire batch of samples from the truckload are to be combined in a test vessel after the burn test is complete. Sample portions should be similar in size and should not be poured in the test vessel after the test burn for each sample is complete, because the effect of the reaction may go unnoticed due to the long time period between the first and the last sample portion that is poured. All sample portions should be combined one right after another within the shortest possible period of time to achieve the maximum effect of a reaction, if one in fact occurs. This part of the test is designed to detect any reactions that may occur if all waste streams in the truck load where mixed together. At this point a reading of the mixture temperature indicator should be taken, time recorded, and any observation of gases emanating from the mixture, a bubbling action in the mixture, or any other visual observation that may indicate a reaction should be entered in the log similar to that shown in Figure 2-1. This part of the compatibility test process is labeled STEP A.

The next step labeled STEP B consists of adding to the existing mixture resulting from STEP A a sample of the waste stored in the tanks. This sample should about twice in size as compared to the sample portions for waste streams tested in STEP A, and also, should be representative of the waste currently stored in the tanks. Another record of the mixture temperature, time and visual observations, as described for STEP A should be entered in the log. This step of the sampling process is designed to determine the compatibility of waste streams in the truck load with waste stored in the tanks. A reading of the ambient temperature and its reading time is STEP C of this sampling process, which should be entered in the log immediately after STEP B.

STEP D and STEP E consist of recording in the log the temperature, time and visual observations fifteen and thirty minutes after records are entered for STEP B, respectively. It is suggested that a time alarm watch or clock is used to keep the fifteen

FIGURE 2-1

EXAMPLE COMPATIBILITY TEST LOG
PERMA-FIX OF SOUTH GEORGIA, INC.

OPERATOR NAME _____

TEST DATE _____ TRUCK LOAD NO. _____

STEP	TIME	MIX. TEMP	AMB.TEMP.	OBSERVATIONS (Write None if no reaction effects observed)
A				
B				
C				ADD 10% TO AMB.TEMP. AMB.TEMP. + 10% = _____
D				
E				

RESULTS

1.	IS STEP A MIX.TEMP. (_____) AMB.TEMP. + 10% (_____)?	NO____	YES____
	WERE REACTION EFFECTS OBSERVED IN STEP A?	NO____	YES____
2.	IS STEP B MIX.TEMP. (_____) AMB.TEMP. + 10% (_____)?	NO____	YES____
	WERE REACTION EFFECTS OBSERVED IN STEP B?	NO____	YES____
3.	IS STEP D MIX.TEMP. (_____) AMB.TEMP. + 10% (_____)?	NO____	YES____
	WERE REACTION EFFECTS OBSERVED IN STEP D?	NO____	YES____
4.	IS STEP E MIX.TEMP. (_____) AMB.TEMP. + 10% (_____)?	NO____	YES____
	WERE REACTION EFFECTS OBSERVED IN STEP E?	NO____	YES____

INSTRUCTIONS: IF ANY OF THE YES BOXES IN THE RIGHT HAND COLUMN ABOVE HAS BEEN CHECKED, PLEASE ADVISE THE GENERAL MANAGER IMMEDIATELY.

and thirty minute time period consistent for every compatibility test. Ambient temperature is to be recorded during both steps.

3.0 HEALTH AND SAFETY CONSIDERATIONS

The following precautions and personnel protection equipment should be used when conducting STEP A and STEP B of the compatibility test:

Respiratory: no respirators are needed as long as the exhaust fan is in operation and the exhaust duct is unobstructed; otherwise, organic vapors removing respirators should be used.

Head Protection: none is needed unless to hold the face shields.

Face Protection: a face shield or full mask respirator should be worn.

Hand Protection: a latex glove covering up to the wrist should be worn.

Body Protection: a level D protection clothing (same as the one used for normal plant operations) should be worn.

Precautions: in case gas generation or bubbling action is observed, the exhaust fan should be left on, the booth should evacuated and nearby personnel should be advised that gases with toxic and/or flammable characteristics are being generated inside the booth, urging them to keep away and restrict ignition sources.

4.0 TEST EQUIPMENT

The following equipment should be used for conducting the compatibility test:
-- Testing vessel
-- Alarm clock or watch
-- Ambient temperature indicator
-- Mixture temperature indicator

5.0 INDICATION OF SUSPECTED REACTANTS

An increase in temperature of the mixture as recorded in STEP D and STEP E of 10% over the ambient temperature recorded in STEP C is an indication that there may be reactants in the mixture. A generation of gases from the mixture or a bubbling action in the mixture is an indication that there may be reactants in the mixture.

6.0 EVALUATION OF SUSPECTED REACTANTS

Upon an indication that there may be reactants in the mixture as described in Section 5.0 above, an evaluation of waste streams in the truck load will identify the reacting waste streams, and determine the type and magnitude of reaction effects. Based on results from the evaluation, a decision should be made whether it is advisable to search for ways and methods to conduct the blending of the reactants waste streams in a manner that eliminates or minimizes the reaction effects under permissible safety and health limits. This decision is to be made by the General Manager after consulting with the Laboratory Manager after an evaluation has been made in accordance with the criteria described in the paragraph next below.

Reacting materials will be classified with reaction codes depending on the reaction consequences described in the table shown below. Only reacting materials classified with Reaction Codes H and G will be considered for mixing.

Reaction Codes and Consequences

Reaction Codes	Reaction Consequences
H	Generates heat by chemical reactions
F	Produces fire from extremely exothermic reactions, ignition of reaction mixtures or of the reaction products
G	Generates innocuous gases such as nitrogen gas (N_2), carbon dioxide (CO_2), etc.
GT	Generates toxic gases such as hydrogen cyanide (HCN), hydrogen sulfide (H_2S), etc.
GF	Generates flammable gases such as hydrogen gas (H_2), acetylene (C_2H_2), etc.
E	Produces explosion due to extremely vigorous reactions or reactions producing enough heat to detonate unstable reactants or reaction products
P	Produces violent polymerization resulting in the generation of extreme heat and sometimes toxic and flammable gases

7.0 ACCURACY OF THE TEST

There are many factors that may affect the accuracy of this test in predicting the existence of reactants among waste streams that are part of a truck load. Even if reacting waste streams are discovered in a truck load and their reaction is avoided, the possibility of having a reaction in the blending tank is still present. The following factors or circumstances may affect the prediction of a reaction in the blending tanks:

a) Waste stream A and B set off a mild reaction that may go unnoticed in the test, but will set off a violent reaction if the size of A is considerable larger than B, or vise versa.

b) Waste streams from several truck loads may be blended at the same time.

c) Waste stream A and B may react mildly and form compound 1 under certain conditions not duplicated in the compatibility test. The resulting compound 1 will react violently with waste stream D which is part of the same truck load to which A and B belongs.

EXHIBIT C-5

CONTAINER PROCESS BREAKDOWN SHEET

Container Process Breakdown Sheet

TRUCKLOAD:_____ PAGE_____OF_____

COMPLETE:_____

DATE:_____ PARTIAL:_____

☐ HOLD DRUM ☐ CLEARED DRUM

DRUM#	HOLD	%FL	%CHL	%H20	SLUDGE	OTHER
1						
2						
3						
4						
5						
6						
7						
8						
9						
10						
11						
12						
13						
14						
15						
16						
17						
18						
19						
20						
21						
22						
23						
24						
25						
26						
27						
28						
29						
30						
31						
32						
33						
34						
35						
36						
37						
38						
39						
40						
41						
42						
43						

DRUM#	HOLD	%FL	%CHL	%H20	SLUDGE	OTHER
44						
45						
46						
47						
48						
49						
50						
51						
52						
53						
54						
55						
56						
57						
58						
59						
60						
61						
62						
63						
64						
65						
66						
67						
68						
69						
70						
71						
72						
73						
74						
75						
76						
77						
78						
79						
80						
81						
82						
83						
84						
85						
86						

HOLD DRUM

CLEARED DRUM

DRUM#	HOLD	%FL	%CHL	%H20	SLUDGE	OTHER
87						
88						
89						
90						
91						
92						
93						
94						
95						
96						
97						
98						
99						
100						
101						
102						
103						
104						
105						
106						
107						
108						
109						
110						
111						
112						
113						
114						
115						
116						
117						
118						
119						
120						
121						
122						
123						
124						
125						
126						
127						
128						
129						

DRUM#	HOLD	%FL	%CHL	%H20	SLUDGE	OTHER
130						
131						
132						
133						
134						
135						
136						
137						
138						
139						
140						
141						
142						
143						
144						
145						
146						
147						
148						
149						
150						
151						
152						
153						
154						
155						
156						
157						
158						
159						
160						
161						
162						
163						
164						
165						
166						
167						
168						
169						
170						
171						
172						

EXHIBIT C-6

LAB ANALYSIS SHEET

PERMA-FIX ANALYTICAL SERVICES
1940 N.W. 67th Place
Gainesville Fl. 32653
(352) 373-6066 Fax: (352) 338-7922

CERTIFICATE OF ANALYSIS

PAS Number : 94628
Sample I.D. : NUC-113-63
Chain of Custody # : MW-3658

Date Sampled : 08/13/14
Date Received : 08/13/14
Project # : Profile Verification

GENERAL SAMPLE INFORMATION (Visual Inspection)

Analysis Performed on : Shaken
No. of Liquid Layers : Single

Solid/Sludge Level : <1% by volume
Solid Form : Debris

Comments :

Parameter	Result (1,2)	W.A.C. Limits	Method Detection Limits (3)	Practical Quantitation Limits (4)	Units	Dilution Factor	Analyst Initials	Date Analyzed	PAS SOP 4000-
Density	0.8450	N/A	0.05	0.25-20.0	g/mL	1	VTT	08/15/14	009
Percent Water	<MDL	+/- 30%	0.73	2.92	% by wt.	2	TWY	08/15/14	003
Flashpoint	>70	+/- 30%	0-200	23-70	Deg. C	1	MGT	09/04/14	002/022
Total Halogens (TX)	311	+/- 10%	51	400	ppm	10	MCN	08/20/14	014
Extractable Halogens(EOX)	N/A	+/- 10%	0	0					014
pH	7.34	+/- 2	0-14.0	1.68-12.45	Std. units	1	VTT	08/20/14	004/012
PCB 1242	<MDL	N/A	1.51	10.50	ppm	105	RMB	08/21/14	010
PCB 1254	<MDL	N/A	0.315	10.50	ppm	105	RMB	08/21/14	010
PCB 1260	<MDL	N/A	2	10.50	ppm	105	RMB	08/21/14	010

NOTES:
1. Unless otherwise indicated, concentrations are reported on an as-received rather than dry weight basis.
2. Results Reported as N/A were not analyzed for.
3. Results reported as <M.D.L. were analyzed for, but not detected, above detection limit.
4. Results with reported values outside the range of quantitation limits must be regarded as estimated values. If no upper quantitation limit is listed, it is assumed to be 100%.
5. Perma-Fix Analytical Services is not a state certified lab, therefore these results cannot be used to make regulatory determinations. Perma-Fix Analytical Services analytical method S.O.P.s are based on modified SW-846 methods where applicable.

This report has been prepared and reviewed in accordance with Perma-Fix of Florida, Inc. standard operating procedures. Please direct any questions to Ken Justice, Laboratory Manager.

Data reviewed by

Waste approved for acceptance

Date

PERMA-FIX ANALYTICAL SERVICES
2010 N.W. 67th Place
Gainesville, Fl. 32653
(352) 373-6066 Fax: (352) 338-7922

REPORT OF TOTAL METALS ANALYSIS
ICP-MS; AGILENT MODEL 7700X

PAS Number	: PAS-94628	Chain of Custody	: MW-3658
Project	: Profile Verification	Date Analyzed	: 08/20/14
Sample ID	: NUC-113-63	Analyst	: MGT
Sample Matrix	: Liquid	Digestion Method	: PFF-4000-011

ANALYTE	RESULT	UNITS	MDL LIMIT	PQL LIMIT	PAS SOP
ANTIMONY, (Sb)	<PQL	ppm	0.0456	1.00	4000-015
ARSENIC, (As)	<PQL	ppm	0.0509	1.00	4000-015
BARIUM, (Ba)	<PQL	ppm	0.0554	1.00	4000-015
BERYLLIUM, (Be)	<PQL	ppm	0.0934	1.00	4000-015
CADMIUM, (Cd)	<PQL	ppm	0.0488	1.00	4000-015
CHROMIUM, (Cr)	<PQL	ppm	0.110	1.00	4000-015
LEAD, (Pb)	1.47	ppm	0.0875	1.00	4000-015
MERCURY, (Hg)	<PQL	ppm	0.00278	0.10	4000-015
NICKEL, (Ni)	<PQL	ppm	0.0423	1.00	4000-015
SELENIUM, (Se)	<PQL	ppm	0.222	1.00	4000-015
SILVER, (Ag)	<PQL	ppm	0.0102	0.10	4000-015
THALLIUM, (Tl)	<PQL	ppm	0.0276	1.00	4000-015
VANADIUM, (V)	<PQL	ppm	0.0387	1.00	4000-015
ZINC, (Zn)	285	ppm	1.17	5.00	4000-015
ALUMINUM, (Al)	<PQL	ppm	1.03	10.0	4000-015
COPPER, (Cu)	2.19	ppm	0.0453	1.00	4000-015
IRON, (Fe)	<PQL	ppm	0.467	10.0	4000-015
MAGNESIUM, (Mg)	1.72	ppm	0.227	1.00	4000-015
PHOSPHORUS, (P)	40.7	ppm	2.25	10.0	4000-015
POTASSIUM, (K)	<PQL	ppm	2.33	10.0	4000-015
SODIUM, (Na)	<PQL	ppm	2.14	10.0	4000-015
SULFUR, (S)	929	ppm	136	544	4000-015
URANIUM 238, (U)	<PQL	ppm	0.0231	1.00	4000-015

NOTES :

NR: Not Requested

1. Unless otherwise indicated, concentrations are reported on an as-received rather than dry weight basis.
2. The PQL (Practical Quantitation Level) is based on 4X the MDL or the lowest calibration standard.
3. Perma-Fix Analytical Services is not a state certified lab, therefore these results cannot be used to make regulatory determinations.
4. Perma-Fix Analytical Services analytical method S.O.P. s are based on modified SW-846 methods where applicable.

All QC Passes

This report has been prepared and reviewed in accordance with Perma-Fix of Florida, Inc. standard operating procedures.
Please direct any questions to Ken Justice, Laboratory Manager.

/ /

Data reviewed by Date

94620 Totals

EXHIBIT C-6A

MATERIAL TRANSFER LOG

Material Transfer Log Date : _____ Shift : _____

Tanker	Pallet/Box	85	55	30	20	15	10	5	1	Gallons	From	To	Comment

EXHIBIT C-6B

PFSG BULK SHIPMENT SUMMARY – WASTE FUELS

PFSG Bulk Shipment Summary - Waste Fuels

Shipment:	**SV43899**	**Disposal Facility:**	ENERGIS LLC
Shipped:		**EPA ID:**	SCD003368891
Manifest #:	04036	Cost:	

Manifest Line: SV43899-1

DOT Shipping Name: Waste Flammable liquids, n.o.s. (Toluene, Xylenes)

Waste Codes:

D001 D002 D004 D005 D006 D007 D008 D009 D010 D011 D018 D019 D021 D022 D023 D024 D025 D026 D027 D028 D029 D030 D032 D033 D034 D035 D036 D037 D038 D039 D040 D041 D042 D043 F001 F002 F003 F004 F005 F006 F019 U001 U002 U003 U004 U007 U008 U009 U012 U019 U028 U031 U037 U044 U051 U052 U053 U055 U056 U057 U072 U077 U078 U079 U080 U088 U108 U111 U112 U117 U121 U122 U123 U128 U140 U144 U154 U159 U161 U162 U165 U188 U190 U191 U196 U201 U208 U210 U211 U213 U220 U221 U226 U227 U228 U239 U359

Transfer From: T-42 Volume (Gal): 170.00

Date: 5/11/2006 Weight (Lbs): 1418.65

Inventory Item	Manifest #	Approval	CT - CS	VOLUME	UM	WEIGHT	UM	DOT Name
DO83431-7	004136	AVAG1855	DM - 55	30.00	GAL	249.42	LBS	Waste Flammable liquids, n.o.s.(
Waste Codes:	D001 D022 F003 F005							CHLOROFORM, ACETONE)
DO83431-8	004136	AVAG1855	DM - 55	50.00	GAL	415.70	LBS	Waste Flammable liquids, n.o.s.(
Waste Codes:	D001 D022 F003 F005							CHLOROFORM, ACETONE)
DO82957-4	04066	AVAG1855	DM - 55	50.00	GAL	426.09	LBS	Waste Flammable liquids, n.o.s.(
Waste Codes:	D001 D022 F003 F005							CHLOROFORM, ACETONE)
DO82957-1	04066	AVAG1855	DM - 55	40.00	GAL	340.87	LBS	Waste Flammable liquids, n.o.s.(
Waste Codes:	D001 D022 F003 F005							CHLOROFORM, ACETONE)

Transfer From: T-207 Volume (Gal): 4830.00

Date: 5/11/2006 Weight (Lbs): 40306.35

DO83297-1	83297	R&BG6239	DM - 55	39.00	GAL	269.12	LBS	RQ, Waste Paint related material
Waste Codes:	D001 D035 D039 F003 F005							

PFSG Bulk Shipment Summary

Inventory Item	Manifest #	Approval	CT - CS	VOLUME	UM	WEIGHT	UM	DOT Name
DO83296-3	83296	ABRG4947	DM - 55	50.00	GAL	349.19	LBS	RQ, Waste Paint related material
Waste Codes:	D001 D035 F003 F005							
DO83206-1	83296	STEG6861	DM - 55	50.00	GAL	340.87	LBS	RQ, Waste Paint related material
Waste Codes:	D001 D035 F003 F005							
DO83466-2	83466	AV45922	DM - 55	50.00	GAL	349.19	LBS	Waste Paint related material
Waste Codes:	D001 D035 F003 F005							
DO83875-3	83875	WUEG6863	DM - 55	50.00	GAL	332.56	LBS	Waste Flammable liquids, n.o.s. (XYLENE, METHANOL)
Waste Codes:	D001 F003							
DO83875-2	83875	WUEG6863	DM - 55	50.00	GAL	332.56	LBS	Waste Flammable liquids, n.o.s. (XYLENE, METHANOL)
Waste Codes:	D001 F003							
DO83875-1	83875	WUEG6863	DM - 55	50.00	GAL	332.56	LBS	Waste Flammable liquids, n.o.s. (XYLENE, METHANOL)
Waste Codes:	D001 F003							
DO83378-1	04136	AV45796	DM - 55	50.00	GAL	357.50	LBS	Waste Paint [including paint, lacquer, enamel, stain, shellac solutions, varnish,
Waste Codes:	D001 D035 F003 F005							
DO83466-1	83466	AV45922	DM - 55	50.00	GAL	349.19	LBS	Waste Paint related material
Waste Codes:	D001 D035 F003 F005							
DV84618-1	49873	ECOG6831	DM - 55	30.00	GAL	199.54	LBS	Waste Paint related material
Waste Codes:	D001 D035 F003 F005							
DV84632-2	49973	WESG4348	DM - 55	50.00	GAL	365.82	LBS	Waste Paint related material
Waste Codes:	D001 D035 F003 F005							

PFSG Bulk Shipment Summary

Inventory Item	Manifest #	Approval	CT - CS	VOLUME	UM	WEIGHT	UM	DOT Name
DV84632-1	49973	WESG4348	DM - 55	50.00	GAL	365.82	LBS	Waste Paint related material
Waste Codes:	D001 D035 F003 F005							
DV84632-4	49973	WESG4348	DM - 55	50.00	GAL	365.82	LBS	Waste Paint related material
Waste Codes:	D001 D035 F003 F005							
DV84631-2	50023	TOYG5180	DM - 55	45.00	GAL	314.27	LBS	Waste Paint related material
Waste Codes:	D001 D007 D008 F003 F005							
DV84618-2	49873	ECOG6831	DM - 55	50.00	GAL	332.56	LBS	Waste Paint related material
Waste Codes:	D001 D035 F003 F005							
DV84626-1	49943	ROGG5675	DM - 55	50.00	GAL	357.50	LBS	WASTE PAINT RELATED MATERIAL
Waste Codes:	D001 D007 D008 F003 F005							
DV84634-2	49853	YORG3397	DM - 55	50.00	GAL	382.44	LBS	RQ, Hazardous waste liquid, n.o.s. (TRICHLOROTRIFLUOROETHANE, OIL)
Waste Codes:	F002							
DV84620-1	49983	EURG2122	DM - 55	50.00	GAL	357.50	LBS	RQ, Waste Paint related material
Waste Codes:	D001 D035 F003 F005							
DV84633-1	49863	AV44035	DM - 55	50.00	GAL	357.50	LBS	Waste Paint related material (Toluene, Xylene)
Waste Codes:	D001 D035 F003 F005							
DV84634-3	49853	YORG3397	DM - 55	50.00	GAL	382.44	LBS	RQ, Hazardous waste liquid, n.o.s. (TRICHLOROTRIFLUOROETHANE, OIL)
Waste Codes:	F002							
DV84621-1	49833	GARG1778	DM - 55	50.00	GAL	349.19	LBS	RQ, Waste Flammable liquids, n.o.s. (Acetone, Toluene)
Waste Codes:	D001 F003 F005							
DV84621-2	49833	GARG1778	DM - 55	50.00	GAL	349.19	LBS	RQ, Waste Flammable liquids, n.o.s. (Acetone, Toluene)
Waste Codes:	D001 F003 F005							

PFSG Bulk Shipment Summary

Inventory Item	Manifest #	Approval	CT - CS	VOLUME	UM	WEIGHT	UM	DOT Name
DV84634-5	49853	YORG3397	DM - 55	45.00	GAL	344.20	LBS	RQ, Hazardous waste liquid, n.o.s. (TRICHLOROTRIFLUOROETHANE, OIL)
Waste Codes:	F002							
DV84634-4	49853	YORG3397	DM - 55	50.00	GAL	382.44	LBS	RQ, Hazardous waste liquid, n.o.s. (TRICHLOROTRIFLUOROETHANE, OIL)
Waste Codes:	F002							
SO43746-28	32746	CHEG3821	DF - 55	50.00	GAL	374.13	LBS	RQ, Hazardous waste liquid, n.o.s.(Cresols, Acetone)
Waste Codes:	D004 D005 D006 D007 D008							
DO84065-1	16891	AV45167	DM - 55	50.00	GAL	374.13	LBS	Waste Paint related material (Xylene, Acetone)
Waste Codes:	D001 F003 F005							
DO84061-1	16882	AV44516	DM - 55	50.00	GAL	374.13	LBS	Waste Paint related material (Xylene, Acetone)
Waste Codes:	D001 F003 F005							
SO43746-6	32746	CHEG2667	DM - 55	50.00	GAL	357.50	LBS	RQ, Waste Flammable liquids, n.o.s.
Waste Codes:	D001 D005 D007 D008 D018 D019 D022 D029 D035 D038 D039 D040 F002 F003 F005 U002 U154 U196							
SO43746-10	32746	CHEG2667	DM - 55	50.00	GAL	357.50	LBS	RQ, Waste Flammable liquids, n.o.s.
Waste Codes:	D001 D005 D007 D008 D018 D019 D022 D029 D035 D038 D039 D040 F002 F003 F005 U002 U154 U196							
DV84634-6	49853	YORG3397	DM - 55	50.00	GAL	382.44	LBS	RQ, Hazardous waste liquid, n.o.s. (TRICHLOROTRIFLUOROETHANE, OIL)
Waste Codes:	F002							
DV84619-2	50033	EDDG6955	DM - 55	50.00	GAL	349.19	LBS	RQ Waste Paint Related Material
Waste Codes:	D001 D035 F003 F005							
DV84619-1	50033	EDDG6955	DM - 55	50.00	GAL	349.19	LBS	RQ Waste Paint Related Material
Waste Codes:	D001 D035 F003 F005							
DV84621-3	49833	GARG1778	DM - 55	50.00	GAL	349.19	LBS	RQ, Waste Flammable liquids, n.o.s. (Acetone, Toluene)
Waste Codes:	D001 F003 F005							

PFSG Bulk Shipment Summary

Inventory Item	Manifest #	Approval	CT - CS	VOLUME	UM	WEIGHT	UM	DOT Name
DO83333-4	83333	AV45317	DM - 55	50.00	GAL	388.26	LBS	Waste Flammable liquids, n.o.s.(ACETONE)
Waste Codes:	D001 F003							
DO83333-3	83333	AV45317	DM - 55	50.00	GAL	388.26	LBS	Waste Flammable liquids, n.o.s.(ACETONE)
Waste Codes:	D001 F003							
DO83573-1	83573	MANG8429	DM - 55	50.00	GAL	340.87	LBS	RQ, Waste Flammable liquids, n.o.s. (ISOPROPANOL, MINERAL SPIRITS)
Waste Codes:	D001							
DO83589-1	83589	PATG6978	DM - 55	40.00	GAL	305.96	LBS	Waste Flammable liquids, n.o.s. (XYLENE, ALCOHOL)
Waste Codes:	D001							
DO83221-1	04116	TEPG4524	DM - 55	40.00	GAL	292.65	LBS	Waste Flammable liquids, n.o.s.(TOLUENE, METHYL ETHYL KETONE)
Waste Codes:	D001 D035 F003 F005							
DO83573-2	83573	MANG8429	DM - 55	15.00	GAL	102.26	LBS	RQ, Waste Flammable liquids, n.o.s. (ISOPROPANOL, MINERAL SPIRITS)
Waste Codes:	D001							
DO83221-2	04116	TEPG4524	DM - 55	45.00	GAL	329.23	LBS	Waste Flammable liquids, n.o.s.(TOLUENE, METHYL ETHYL KETONE)
Waste Codes:	D001 D035 F003 F005							
DO83213-1	83213	ECOG5575	DM - 55	50.00	GAL	374.13	LBS	RQ, Waste Paint related material
Waste Codes:	D001 D035 F003 F005							
SO43817-23	32767	CHEG2667	DM - 55	30.00	GAL	224.48	LBS	RQ, Waste Flammable liquids, n.o.s.
Waste Codes:	0000 D001 D002 D004 D018 D022 D035 D038 D039 F002 F003 F005 U002 U009 U044 U053 U154 U196							
SO43817-20	32767	CHEG2667	DM - 55	50.00	GAL	374.13	LBS	RQ, Waste Flammable liquids, n.o.s.
Waste Codes:	0000 D001 D002 D004 D018 D022 D035 D038 D039 F002 F003 F005 U002 U009 U044 U053 U154 U196							
DO84063-1	16900	HERG1999	DM - 55	50.00	GAL	374.13	LBS	Waste Flammable liquids, n.o.s.
Waste Codes:	D001 F003 F005							

PFSG Bulk Shipment Summary

Inventory Item	Manifest #	Approval	CT - CS	VOLUME	UM	WEIGHT	UM	DOT Name
DO84063-2	16900	HERG1999	DM - 55	50.00	GAL	374.13	LBS	Waste Flammable liquids, n.o.s.
Waste Codes:	D001 F003 F005							
SO43817-22	32767	CHEG2667	DM - 55	50.00	GAL	374.13	LBS	RQ, Waste Flammable liquids, n.o.s.
Waste Codes:	0000 D001 D002 D004 D018 D022 D035 D038 D039 F002 F003 F005 U002 U009 U044 U053 U154 U196							
DO83880-1	41706	AV29258	DM - 55	50.00	GAL	374.13	LBS	Waste Paint related material
Waste Codes:	D001 D035 F003 F005							
DO83878-1	41706	NISG4116	DM - 55	50.00	GAL	332.56	LBS	RQ, Waste Paint related material
Waste Codes:	D001 D035 F003 F005							
DO83584-1	41706	AV35476	DM - 55	15.00	GAL	112.24	LBS	Waste Paint related material
Waste Codes:	D001 D035 F003 F005							
DO83879-1	41406	AV36234	DM - 55	30.00	GAL	229.47	LBS	Waste Paint related material
Waste Codes:	D001 D035 F003 F005							
DO83688-1	41406	COMG4675	DM - 55	50.00	GAL	357.50	LBS	RQ, Waste Flammable liquids, n.o.s. (ACETONE, MINERAL SPIRITS)
Waste Codes:	D001 F003 F005							
DO83584-2	41706	AV35476	DM - 55	20.00	GAL	149.65	LBS	Waste Paint related material
Waste Codes:	D001 D035 F003 F005							
DO83878-3	41706	NISG4116	DM - 55	50.00	GAL	332.56	LBS	RQ, Waste Paint related material
Waste Codes:	D001 D035 F003 F005							
DO83878-2	41706	NISG4116	DM - 55	50.00	GAL	332.56	LBS	RQ, Waste Paint related material
Waste Codes:	D001 D035 F003 F005							
SO43817-36	32767	CHEG2667	DM - 55	20.00	GAL	149.65	LBS	RQ, Waste Flammable liquids, n.o.s.
Waste Codes:	0000 D001 D002 D004 D018 D022 D035 D038 D039 F002 F003 F005 U002 U009 U044 U053 U154 U196							

PFSG Bulk Shipment Summary

Inventory Item	Manifest #	Approval	CT - CS	VOLUME	UM	WEIGHT	UM	DOT Name
SO43817-35	32767	CHEG2667	DM - 55	25.00	GAL	187.07	LBS	RQ, Waste Flammable liquids, n.o.s.
Waste Codes:	0000 D001 D002 D004 D018 D022 D035 D038 D039 F002 F003 F005 U002 U009 U044 U053 U154 U196							
SO43817-30	32767	CHEG2667	DM - 55	20.00	GAL	149.65	LBS	RQ, Waste Flammable liquids, n.o.s.
Waste Codes:	0000 D001 D002 D004 D018 D022 D035 D038 D039 F002 F003 F005 U002 U009 U044 U053 U154 U196							
SO43817-27	32767	CHEG2667	DM - 55	50.00	GAL	374.13	LBS	RQ, Waste Flammable liquids, n.o.s.
Waste Codes:	0000 D001 D002 D004 D018 D022 D035 D038 D039 F002 F003 F005 U002 U009 U044 U053 U154 U196							
SO43817-6	32767	CHEG2667	DM - 55	20.00	GAL	149.65	LBS	RQ, Waste Flammable liquids, n.o.s.
Waste Codes:	0000 D001 D002 D004 D018 D022 D035 D038 D039 F002 F003 F005 U002 U009 U044 U053 U154 U196							
SO43817-7	32767	CHEG2667	DM - 55	50.00	GAL	374.13	LBS	RQ, Waste Flammable liquids, n.o.s.
Waste Codes:	0000 D001 D002 D004 D018 D022 D035 D038 D039 F002 F003 F005 U002 U009 U044 U053 U154 U196							
DV84535-2	06003	AV46187	DM - 55	10.00	GAL	71.50	LBS	Waste Flammable liquids, n.o.s. (ACETONE, XYLENE)
Waste Codes:	D001 F003							
DV84536-2	06001	AV46190	DM - 55	50.00	GAL	374.13	LBS	Waste Flammable liquids, n.o.s. (ACETONE, XYLENE, TOLUENE)
Waste Codes:	D001 F003 F005							
DV84535-12	06003	AV46186	DM - 55	10.00	GAL	66.51	LBS	Combustible liquid, n.o.s. (PROPANOL)
Waste Codes:	D001							
DV84535-11	06003	AV46186	DM - 55	35.00	GAL	232.79	LBS	Combustible liquid, n.o.s. (PROPANOL)
Waste Codes:	D001							
DV84596-1	06003	AV46189	DM - 55	10.00	GAL	66.51	LBS	Waste Flammable liquids, n.o.s. (ISOPROPANOL , LEAD)
Waste Codes:	D001 D008							
DV84535-8	06003	AV46188	DM - 55	45.00	GAL	299.30	LBS	Waste Flammable liquids, n.o.s. (ISOPROPYL ALCOHOL)
Waste Codes:	D001							

PFSG Bulk Shipment Summary

Inventory Item	Manifest #	Approval	CT - CS	VOLUME	UM	WEIGHT	UM	DOT Name
DV84535-10	06003	AV46186	DM - 55	50.00	GAL	332.56	LBS	Combustible liquid, n.o.s. (PROPANOL)
Waste Codes:	D001							
DV84535-9	06003	AV46186	DM - 55	50.00	GAL	332.56	LBS	Combustible liquid, n.o.s. (PROPANOL)
Waste Codes:	D001							
DV84535-6	06003	AV46188	DM - 55	35.00	GAL	232.79	LBS	Waste Flammable liquids, n.o.s. (ISOPROPYL ALCOHOL)
Waste Codes:	D001							
SO43817-16	32767	CHEG2667	DM - 55	50.00	GAL	374.13	LBS	RQ, Waste Flammable liquids, n.o.s.
Waste Codes:	0000 D001 D002 D004 D018 D022 D035 D038 D039 F002 F003 F005 U002 U009 U044 U053 U154 U196							
SO43817-2	32767	CHEG2667	DM - 55	50.00	GAL	374.13	LBS	RQ, Waste Flammable liquids, n.o.s.
Waste Codes:	0000 D001 D002 D004 D018 D022 D035 D038 D039 F002 F003 F005 U002 U009 U044 U053 U154 U196							
DO83395-1	83395	AIDG3668	DM - 55	50.00	GAL	365.82	LBS	Waste Flammable liquids, N.O.S. (METHYL ETHYL KETONE, ACETONE)
Waste Codes:	D001 D035 F003 F005							
SO43817-13	32767	CHEG2667	DM - 55	15.00	GAL	112.24	LBS	RQ, Waste Flammable liquids, n.o.s.
Waste Codes:	0000 D001 D002 D004 D018 D022 D035 D038 D039 F002 F003 F005 U002 U009 U044 U053 U154 U196							
SO43817-28	32767	CHEG2667	DM - 55	50.00	GAL	374.13	LBS	RQ, Waste Flammable liquids, n.o.s.
Waste Codes:	0000 D001 D002 D004 D018 D022 D035 D038 D039 F002 F003 F005 U002 U009 U044 U053 U154 U196							
SO43817-29	32767	CHEG2667	DM - 55	50.00	GAL	374.13	LBS	RQ, Waste Flammable liquids, n.o.s.
Waste Codes:	0000 D001 D002 D004 D018 D022 D035 D038 D039 F002 F003 F005 U002 U009 U044 U053 U154 U196							
SO43817-17	32767	CHEG2667	DM - 55	50.00	GAL	374.13	LBS	RQ, Waste Flammable liquids, n.o.s.
Waste Codes:	0000 D001 D002 D004 D018 D022 D035 D038 D039 F002 F003 F005 U002 U009 U044 U053 U154 U196							
DO83880-3	41706	AV29258	DM - 55	50.00	GAL	374.13	LBS	Waste Paint related material
Waste Codes:	D001 D035 F003 F005							

PFSG Bulk Shipment Summary

Inventory Item	Manifest #	Approval	CT - CS	VOLUME	UM	WEIGHT	UM	DOT Name
SO43817-1	32767	CHEG2667	DM - 55	50.00	GAL	374.13	LBS	RQ, Waste Flammable liquids, n.o.s.
Waste Codes:	0000 D001 D002 D004 D018 D022 D035 D038 D039 F002 F003 F005 U002 U009 U044 U053 U154 U196							
DO83880-2	41706	AV29258	DM - 55	50.00	GAL	374.13	LBS	Waste Paint related material
Waste Codes:	D001 D035 F003 F005							
SO43817-3	32767	CHEG2667	DM - 55	35.00	GAL	261.89	LBS	RQ, Waste Flammable liquids, n.o.s.
Waste Codes:	0000 D001 D002 D004 D018 D022 D035 D038 D039 F002 F003 F005 U002 U009 U044 U053 U154 U196							
SO43817-26	32767	CHEG2667	DM - 55	50.00	GAL	374.13	LBS	RQ, Waste Flammable liquids, n.o.s.
Waste Codes:	0000 D001 D002 D004 D018 D022 D035 D038 D039 F002 F003 F005 U002 U009 U044 U053 U154 U196							
DO82849-1	03171	AV45344	DM - 55	50.00	GAL	349.19	LBS	Waste Paint related material [including paint thinning, drying, removing, or reducing
Waste Codes:	D001 D035 F003 F005							
DO83318-1	83318	ROLG3712	DM - 55	50.00	GAL	349.19	LBS	RQ, Waste Paint related material
Waste Codes:	D001 D035 F003 F005							
DO83318-2	83318	ROLG3712	DM - 55	50.00	GAL	349.19	LBS	RQ, Waste Paint related material
Waste Codes:	D001 D035 F003 F005							
DO82863-1	03186	AV42296	DM - 55	50.00	GAL	349.19	LBS	Waste Paint related material
Waste Codes:	D001 D035 F003 F005							
DV84535-7	06003	AV46188	DM - 55	10.00	GAL	66.51	LBS	Waste Flammable liquids, n.o.s. (ISOPROPYL ALCOHOL)
Waste Codes:	D001							
DV84535-4	06003	AV46188	DM - 55	40.00	GAL	266.05	LBS	Waste Flammable liquids, n.o.s. (ISOPROPYL ALCOHOL)
Waste Codes:	D001							
DV84535-5	06003	AV46188	DM - 55	40.00	GAL	266.05	LBS	Waste Flammable liquids, n.o.s. (ISOPROPYL ALCOHOL)
Waste Codes:	D001							

PFSG Bulk Shipment Summary

Inventory Item	Manifest #	Approval	CT - CS	VOLUME	UM	WEIGHT	UM	DOT Name
DV84536-1	06001	AV46190	DM - 55	50.00	GAL	374.13	LBS	Waste Flammable liquids, n.o.s. (
Waste Codes:	D001 F003 F005							ACETONE, XYLENE, TOLUENE)
DV84535-3	06003	AV46188	DM - 55	20.00	GAL	133.02	LBS	Waste Flammable liquids, n.o.s. (
Waste Codes:	D001							ISOPROPYL ALCOHOL)
DV84535-1	06003	AV46187	DM - 55	50.00	GAL	357.50	LBS	Waste Flammable liquids, n.o.s. (
Waste Codes:	D001 F003							ACETONE, XYLENE)
DO82180-2	82180	AV45267	DF - 85	15.00	GAL	99.77	LBS	Waste Paint related material
Waste Codes:	D001 D035 F003 F005							
SO43817-25	32767	CHEG2667	DM - 55	40.00	GAL	299.30	LBS	RQ, Waste Flammable liquids, n.o.s.
Waste Codes:	0000 D001 D002 D004 D018 D022 D035 D038 D039 F002 F003 F005 U002 U009 U044 U053 U154 U196							
DO83333-2	83333	AV45317	DM - 55	50.00	GAL	388.26	LBS	Waste Flammable liquids, n.o.s.(ACETONE)
Waste Codes:	D001 F003							
DO83333-1	83333	AV45317	DM - 55	50.00	GAL	388.26	LBS	Waste Flammable liquids, n.o.s.(ACETONE)
Waste Codes:	D001 F003							
SO43817-24	32767	CHEG2667	DM - 55	10.00	GAL	74.83	LBS	RQ, Waste Flammable liquids, n.o.s.
Waste Codes:	0000 D001 D002 D004 D018 D022 D035 D038 D039 F002 F003 F005 U002 U009 U044 U053 U154 U196							
SO43817-37	32767	CHEG2667	CW - 220	15.00	GAL	112.24	LBS	RQ, Waste Flammable liquids, n.o.s.
Waste Codes:	D001 D035 F003 F005							
SO43817-38	32767	CHEG2667	CW - 220	20.00	GAL	149.65	LBS	RQ, Waste Flammable liquids, n.o.s.
Waste Codes:	D001 D035 F003 F005							
DO84063-3	16900	HERG1999	DM - 55	50.00	GAL	374.13	LBS	Waste Flammable liquids, n.o.s.
Waste Codes:	D001 F003 F005							

PFSG Bulk Shipment Summary

Inventory Item	Manifest #	Approval	CT - CS	VOLUME	UM	WEIGHT	UM	DOT Name
DV84351-1	62327	ZNAV6604	DM - 55	50.00	GAL	374.13	LBS	Waste Paint related material
Waste Codes:	D001 D007 D008 F002 F003 F005 VARY							
DV84386-9	06032	ZUSG1344	DM - 55	50.00	GAL	374.13	LBS	Waste Paint
Waste Codes:	D001 D035 VARY							
DV84349-10	62326	ZNAV6604	DM - 55	40.00	GAL	279.35	LBS	Waste Paint related material
Waste Codes:	D001 D005 D007 D018 F003 F005 VARY							
DV84386-4	06032	ZUSG1344	DM - 55	50.00	GAL	374.13	LBS	Waste Paint
Waste Codes:	D001 D035 VARY							
DV84386-5	06032	ZUSG1344	DM - 55	50.00	GAL	374.13	LBS	Waste Paint
Waste Codes:	D001 D035 VARY							
DV84386-1	06032	ZUSG1344	DM - 55	50.00	GAL	374.13	LBS	Waste Paint
Waste Codes:	D001 D035 VARY							
DV84386-18	06032	AV26862	DM - 55	50.00	GAL	374.13	LBS	Waste Petroleum oil
Waste Codes:	D006							
DV84386-16	06032	AV26862	DM - 55	50.00	GAL	374.13	LBS	Waste Petroleum oil
Waste Codes:	D006							
DV84386-17	06032	AV26862	DM - 55	50.00	GAL	374.13	LBS	Waste Petroleum oil
Waste Codes:	D006							
DV84386-19	06032	AV26862	DM - 55	50.00	GAL	374.13	LBS	Waste Petroleum oil
Waste Codes:	D006							
DV84349-4	62326	ZNAV6604	DM - 55	50.00	GAL	374.13	LBS	Waste Paint related material
Waste Codes:	D001 F003 F005 VARY							

PFSG Bulk Shipment Summary

Inventory Item	Manifest #	Approval	CT - CS	VOLUME	UM	WEIGHT	UM	DOT Name
DV84349-11	62326	ZNAV6604	DM - 55	50.00	GAL	349.19	LBS	Waste Paint related material
Waste Codes:	D001 D005 D007 D018 F003 F005 VARY							
DV84322-1	65418	AV46069	DF - 55	50.00	GAL	357.50	LBS	Waste Flammable liquids, n.o.s.(MINERAL SPIRITS, TOLUENE)
Waste Codes:	D001							
SO43746-19	32746	CHEG2667	DM - 55	6.00	GAL	42.90	LBS	RQ, Waste Flammable liquids, n.o.s.
Waste Codes:	D001 D005 D007 D008 D018 D019 D022 D029 D035 D038 D039 D040 F002 F003 F005 U002 U154 U196							

Total Items: 117 Total Vol.: 5000.00 Total Wt.: 36398.50

EXHIBIT C-6C

PFSG BULK SHIPMENT SUMMARY – CONSOLIDATED WASTE

PFSG Bulk Shipment Summary - Consolidated Waste

Shipment:	**SV43902**	**Disposal Facility:**	MICHIGAN DISPOSAL INC.
Shipped:		**EPA ID:**	MID000724831
Manifest #:	04037	Cost:	

Manifest Line: SV43902-1

DOT Shipping Name: Hazardous waste, solid, n.o.s. (Xylenes, Toluene)

Waste Codes:

D004 D005 D006 D007 D008 D009 D010 D011 D012 D013 D014 D015 D016 D017 D018 D019 D020 D021 D022 D023 D024 D025 D026 D027 D028 D029 D030 D031 D032 D033 D034 D035 D036 D037 D038 D039 D040 D041 D042 D043 F001 F002 F003 F004 F005 F006 F019 U002

Transfer From: D-1129 Volume (Gal): 50.00

Date: 5/12/2006 Weight (Lbs): 25900.00

Inventory Item	Manifest #	Approval	CT - CS	VOLUME	UM	WEIGHT	UM	DOT Name
DV84357-19	62331	ZNAV6622	DM - 55	24.00	GAL	73.83	LBS	Hazardous waste, solid, n.o.s. (varies)
Waste Codes:	D005 D007 D008 F002 F003 F005 VARY							
DV84357-20	62331	ZNAV6622	DM - 55	40.00	GAL	123.05	LBS	Hazardous waste, solid, n.o.s. (varies)
Waste Codes:	D005 D007 D008 F002 F003 F005 VARY							
DV84357-17	62331	ZNAV6622	DM - 55	40.00	GAL	123.05	LBS	Hazardous waste, solid, n.o.s. (varies)
Waste Codes:	D005 D007 D008 F002 F003 F005 VARY							
DV84357-18	62331	ZNAV6622	DM - 55	40.00	GAL	123.05	LBS	Hazardous waste, solid, n.o.s. (varies)
Waste Codes:	D005 D007 D008 F002 F003 F005 VARY							
DV84358-8	62332	ZNAV6622	DM - 55	40.00	GAL	282.68	LBS	Hazardous waste, solid, n.o.s. (varies)
Waste Codes:	D006 D007 F002 F003 F004 F005 VARY							
DV84358-9	62332	ZNAV6622	DM - 55	40.00	GAL	282.68	LBS	Hazardous waste, solid, n.o.s. (varies)
Waste Codes:	D006 D007 F002 F003 F004 F005 VARY							

PFSG Bulk Shipment Summary

Inventory Item	Manifest #	Approval	CT - CS	VOLUME	UM	WEIGHT	UM	DOT Name
DV84357-35	62331	ZNAV6622	DM - 55	40.00	GAL	123.05	LBS	Hazardous waste, solid, n.o.s. (varies)
Waste Codes:	D005 D007 D008 F002 F003 F005 VARY							
DV84357-34	62331	ZNAV6622	DM - 55	40.00	GAL	123.05	LBS	Hazardous waste, solid, n.o.s. (varies)
Waste Codes:	D005 D007 D008 F002 F003 F005 VARY							
DV84357-37	62331	ZNAV6622	DM - 55	40.00	GAL	123.05	LBS	Hazardous waste, solid, n.o.s. (varies)
Waste Codes:	D005 D007 D008 F002 F003 F005 VARY							
DV84357-36	62331	ZNAV6622	DM - 55	40.00	GAL	123.05	LBS	Hazardous waste, solid, n.o.s. (varies)
Waste Codes:	D005 D007 D008 F002 F003 F005 VARY							
DV84357-10	62331	ZNAV6622	DM - 55	40.00	GAL	123.05	LBS	Hazardous waste, solid, n.o.s. (varies)
Waste Codes:	D005 D007 D008 F002 F003 F005 VARY							
DV84354-21	62329	ZNAV6622	DM - 55	50.00	GAL	353.35	LBS	Hazardous waste, solid, n.o.s. (varies)
Waste Codes:	D006 D007 VARY							
DV84354-20	62329	ZNAV6622	DM - 55	50.00	GAL	353.35	LBS	Hazardous waste, solid, n.o.s. (varies)
Waste Codes:	D006 D007 VARY							
DV84354-19	62329	ZNAV6622	DM - 55	50.00	GAL	353.35	LBS	Hazardous waste, solid, n.o.s. (varies)
Waste Codes:	D006 D007 VARY							
DV84357-42	62331	ZNAV6622	DM - 55	40.00	GAL	123.05	LBS	Hazardous waste, solid, n.o.s. (varies)
Waste Codes:	D005 D007 D008 F002 F003 F005 VARY							
DV84357-68	62331	ZNAV6622	BA - 55	40.00	GAL	123.05	LBS	Hazardous waste, solid, n.o.s. (varies)
Waste Codes:	D005 D007 D008 F002 F003 F005 VARY							

PFSG Bulk Shipment Summary

Inventory Item	Manifest #	Approval	CT - CS	VOLUME	UM	WEIGHT	UM	DOT Name
DV84357-64	62331	ZNAV6622	BA - 55	40.00	GAL	123.05	LBS	Hazardous waste, solid, n.o.s. (varies)
Waste Codes:	D005 D007 D008 F002 F003 F005 VARY							
DV84357-65	62331	ZNAV6622	BA - 55	40.00	GAL	123.05	LBS	Hazardous waste, solid, n.o.s. (varies)
Waste Codes:	D005 D007 D008 F002 F003 F005 VARY							
DV84357-11	62331	ZNAV6622	DM - 55	40.00	GAL	123.05	LBS	Hazardous waste, solid, n.o.s. (varies)
Waste Codes:	D005 D007 D008 F002 F003 F005 VARY							
DV84357-12	62331	ZNAV6622	DM - 55	40.00	GAL	123.05	LBS	Hazardous waste, solid, n.o.s. (varies)
Waste Codes:	D005 D007 D008 F002 F003 F005 VARY							
DV84357-5	62331	ZNAV6622	DM - 55	40.00	GAL	123.05	LBS	Hazardous waste, solid, n.o.s. (varies)
Waste Codes:	D005 D007 D008 F002 F003 F005 VARY							
DV84357-26	62331	ZNAV6622	DM - 55	40.00	GAL	123.05	LBS	Hazardous waste, solid, n.o.s. (varies)
Waste Codes:	D005 D007 D008 F002 F003 F005 VARY							
DV84357-25	62331	ZNAV6622	DM - 55	25.00	GAL	76.91	LBS	Hazardous waste, solid, n.o.s. (varies)
Waste Codes:	D005 D007 D008 F002 F003 F005 VARY							
DO84353-15	06022	AV30703	CF - 220	50.00	GAL	374.13	LBS	Waste Flammable liquids, n.o.s. (petroleum distillates)
Waste Codes:	D001 D035 F003 F005							
DO84353-14	06022	AV30703	CF - 220	60.00	GAL	448.96	LBS	Waste Flammable liquids, n.o.s. (petroleum distillates)
Waste Codes:	D001 D035 F003 F005							
DO84353-13	06022	AV30703	CF - 220	40.00	GAL	299.30	LBS	Waste Flammable liquids, n.o.s. (petroleum distillates)
Waste Codes:	D001 D035 F003 F005							
DO85184-13	63145	ZNAV6829	DM - 55	30.00	GAL	117.23	LBS	Hazardous waste, solid, n.o.s. (VARIES)
Waste Codes:	D035 VARY							

PFSG Bulk Shipment Summary

Inventory Item	Manifest #	Approval	CT - CS	VOLUME	UM	WEIGHT	UM	DOT Name
DO85186-13	63143	ZNAV6829	DM - 55	35.00	GAL	136.77	LBS	Hazardous waste, solid, n.o.s. (VARIES)
Waste Codes:	D005 D006 D007 D008 F002 F003 F005 VARY							
DO85184-4	63145	ZNAV6829	DM - 55	40.00	GAL	156.30	LBS	Hazardous waste, solid, n.o.s. (VARIES)
Waste Codes:	D035 VARY							
DO85186-14	63143	ZNAV6829	DM - 55	35.00	GAL	136.77	LBS	Hazardous waste, solid, n.o.s. (VARIES)
Waste Codes:	D005 D006 D007 D008 F002 F003 F005 VARY							
DO85184-3	63145	ZNAV6829	DM - 55	40.00	GAL	156.30	LBS	Hazardous waste, solid, n.o.s. (VARIES)
Waste Codes:	D035 VARY							
DO85186-3	63143	ZNAV6829	DM - 55	30.00	GAL	117.23	LBS	Hazardous waste, solid, n.o.s. (VARIES)
Waste Codes:	D005 D006 D007 D008 F002 F003 F005 VARY							
DO85184-5	63145	ZNAV6829	DM - 55	50.00	GAL	195.38	LBS	Hazardous waste, solid, n.o.s. (VARIES)
Waste Codes:	D035 VARY							
DO85186-12	63143	ZNAV6829	DM - 30	20.00	GAL	78.15	LBS	Hazardous waste, solid, n.o.s. (VARIES)
Waste Codes:	D005 D006 D007 D008 F002 F003 F005 VARY							
DO85186-6	63143	ZNAV6829	DM - 30	20.00	GAL	78.15	LBS	Hazardous waste, solid, n.o.s. (VARIES)
Waste Codes:	D005 D006 D007 D008 F002 F003 F005 VARY							
DO85184-23	63145	ZNAV6829	DM - 55	35.00	GAL	136.77	LBS	Hazardous waste, solid, n.o.s. (VARIES)
Waste Codes:	D035 VARY							
DO85184-18	63145	ZNAV6829	DM - 55	45.00	GAL	175.84	LBS	Hazardous waste, solid, n.o.s. (VARIES)
Waste Codes:	D035 VARY							
DV85236-1	70240	AV46490	DM - 55	50.00	GAL	153.81	LBS	Waste Flammable solids, organic, n.o.s.(PAINT SOILDS, DEBRIS)
Waste Codes:	D001							

PFSG Bulk Shipment Summary

Inventory Item	Manifest #	Approval	CT - CS	VOLUME	UM	WEIGHT	UM	DOT Name
DV85240-2	70219	AV46124	DM - 55	40.00	GAL	498.84	LBS	Hazardous waste, solid, n.o.s.(LEAD,BARIUM)
Waste Codes:	D005 D007 D008							
DV85240-1	70219	AV46124	DM - 55	40.00	GAL	498.84	LBS	Hazardous waste, solid, n.o.s.(LEAD,BARIUM)
Waste Codes:	D005 D007 D008							
DV85240-7	70219	AV46124	DM - 55	40.00	GAL	498.84	LBS	Hazardous waste, solid, n.o.s.(LEAD,BARIUM)
Waste Codes:	D005 D007 D008							
DV85240-6	70219	AV46124	DM - 55	40.00	GAL	498.84	LBS	Hazardous waste, solid, n.o.s.(LEAD,BARIUM)
Waste Codes:	D005 D007 D008							
DV85240-4	70219	AV46124	DM - 55	40.00	GAL	498.84	LBS	Hazardous waste, solid, n.o.s.(LEAD,BARIUM)
Waste Codes:	D005 D007 D008							
DV85240-5	70219	AV46124	DM - 55	40.00	GAL	498.84	LBS	Hazardous waste, solid, n.o.s.(LEAD,BARIUM)
Waste Codes:	D005 D007 D008							
DV77382-2	62036	ZNAV6622	CF - 220	220.00	GAL	1554.72	LBS	Hazardous waste, solid, n.o.s. (varies)
Waste Codes:	D004 D005 D006 D007 D008 D009 D010 D011 D012 D013 D014 D015 D016 D017 D018 D019 D020 D021 D022 D023 D024 D025 D026 D027 D028 D029 D030 D031 D032 D033 D034 D035 D036 D037 D038 D039 D040 D041 D042 D043 F001 F002 F003 F004 F005 F006 F019 U002 VARY							
DV83923-9	06001	AV45676	DM - 55	50.00	GAL	353.35	LBS	Waste Paint [including paint, lacquer, enamel, stain, shellac solutions, varnish,
Waste Codes:	D001							
DV83923-14	06001	AV45676	DM - 55	50.00	GAL	353.35	LBS	Waste Paint [including paint, lacquer, enamel, stain, shellac solutions, varnish,
Waste Codes:	D001							
DV83923-7	06001	AV45676	DM - 55	50.00	GAL	353.35	LBS	Waste Paint [including paint, lacquer, enamel, stain, shellac solutions, varnish,
Waste Codes:	D001							

PFSG Bulk Shipment Summary

Inventory Item	Manifest #	Approval	CT - CS	VOLUME	UM	WEIGHT	UM	DOT Name
DO85185-3	63144	ZNAV6829	DM - 55	50.00	GAL	623.55	LBS	Hazardous waste, solid, n.o.s. (VARIES)
Waste Codes:	D006 VARY							
DO85185-2	63144	ZNAV6829	DM - 55	40.00	GAL	498.84	LBS	Hazardous waste, solid, n.o.s. (VARIES)
Waste Codes:	D006 VARY							
DV83923-1	06001	AV45676	DM - 55	50.00	GAL	353.35	LBS	Waste Paint [including paint, lacquer,
Waste Codes:	D001							enamel, stain, shellac solutions, varnish,
DV83923-6	06001	AV45676	DM - 55	50.00	GAL	353.35	LBS	Waste Paint [including paint, lacquer,
Waste Codes:	D001							enamel, stain, shellac solutions, varnish,
DO83928-2	60493	AV41650	CF - 220	220.00	GAL	1554.72	LBS	Hazardous waste, solid, n.o.s.
Waste Codes:	F005							
DO85185-5	63144	ZNAV6829	DF - 5	5.00	GAL	19.54	LBS	Hazardous waste, solid, n.o.s. (VARIES)
Waste Codes:	D006 D007 VARY							
DO85184-1	63145	ZNAV6829	DF - 5	5.00	GAL	15.38	LBS	Hazardous waste, solid, n.o.s. (VARIES)
Waste Codes:	D018 VARY							
DO85186-61	63143	ZNAV6829	DF - 5	3.00	GAL	11.72	LBS	Hazardous waste, solid, n.o.s. (VARIES)
Waste Codes:	D007 VARY							
DO85184-40	63145	ZNAV6829	DF - 5	5.00	GAL	19.54	LBS	Hazardous waste, solid, n.o.s. (VARIES)
Waste Codes:	D006 VARY							
DO85186-60	63143	ZNAV6829	DF - 5	2.00	GAL	7.82	LBS	Hazardous waste, solid, n.o.s. (VARIES)
Waste Codes:	D007 VARY							
DO85186-2	63143	ZNAV6829	DM - 30	20.00	GAL	78.15	LBS	Hazardous waste, solid, n.o.s. (VARIES)
Waste Codes:	D005 D006 D007 D008 F002 F003 F005 VARY							

PFSG Bulk Shipment Summary

Inventory Item	Manifest #	Approval	CT - CS	VOLUME	UM	WEIGHT	UM	DOT Name
DO85184-2	63145	ZNAV6829	DM - 30	20.00	GAL	78.15	LBS	Hazardous waste, solid, n.o.s. (VARIES)
Waste Codes:	D035 VARY							
DO85184-12	63145	ZNAV6829	DM - 55	40.00	GAL	156.30	LBS	Hazardous waste, solid, n.o.s. (VARIES)
Waste Codes:	D035 VARY							
DO85186-32	63143	ZNAV6829	DM - 55	30.00	GAL	117.23	LBS	Hazardous waste, solid, n.o.s. (VARIES)
Waste Codes:	D005 D006 D007 D008 F002 F003 F005 VARY							
DO85184-19	63145	ZNAV6829	DM - 55	40.00	GAL	156.30	LBS	Hazardous waste, solid, n.o.s. (VARIES)
Waste Codes:	D035 VARY							
DO85186-31	63143	ZNAV6829	DM - 55	25.00	GAL	97.69	LBS	Hazardous waste, solid, n.o.s. (VARIES)
Waste Codes:	D005 D006 D007 D008 F002 F003 F005 VARY							
DO85186-36	63143	ZNAV6829	DM - 55	35.00	GAL	136.77	LBS	Hazardous waste, solid, n.o.s. (VARIES)
Waste Codes:	D005 D006 D007 D008 F002 F003 F005 VARY							
DO85186-37	63143	ZNAV6829	DM - 55	35.00	GAL	136.77	LBS	Hazardous waste, solid, n.o.s. (VARIES)
Waste Codes:	D005 D006 D007 D008 F002 F003 F005 VARY							
DO85184-37	63145	ZNAV6829	DM - 55	25.00	GAL	97.69	LBS	Hazardous waste, solid, n.o.s. (VARIES)
Waste Codes:	D035 VARY							
DO85186-46	63143	ZNAV6829	DM - 55	50.00	GAL	195.38	LBS	Hazardous waste, solid, n.o.s. (VARIES)
Waste Codes:	D005 D006 D007 D008 F002 F003 F005 VARY							
DO85186-39	63143	ZNAV6829	DM - 55	35.00	GAL	136.77	LBS	Hazardous waste, solid, n.o.s. (VARIES)
Waste Codes:	D005 D006 D007 D008 F002 F003 F005 VARY							
DO85186-38	63143	ZNAV6829	DM - 55	45.00	GAL	175.84	LBS	Hazardous waste, solid, n.o.s. (VARIES)
Waste Codes:	D005 D006 D007 D008 F002 F003 F005 VARY							

PFSG Bulk Shipment Summary

Inventory Item	Manifest #	Approval	CT - CS	VOLUME	UM	WEIGHT	UM	DOT Name
DO85186-40	63143	ZNAV6829	DM - 55	30.00	GAL	117.23	LBS	Hazardous waste, solid, n.o.s. (VARIES)
Waste Codes:	D005 D006 D007 D008 F002 F003 F005 VARY							
DO85184-36	63145	ZNAV6829	DM - 55	50.00	GAL	195.38	LBS	Hazardous waste, solid, n.o.s. (VARIES)
Waste Codes:	D035 VARY							
DO85184-34	63145	ZNAV6829	DM - 55	35.00	GAL	136.77	LBS	Hazardous waste, solid, n.o.s. (VARIES)
Waste Codes:	D035 VARY							
DO85184-35	63145	ZNAV6829	DM - 55	35.00	GAL	136.77	LBS	Hazardous waste, solid, n.o.s. (VARIES)
Waste Codes:	D035 VARY							
DO85184-38	63145	ZNAV6829	DM - 55	25.00	GAL	97.69	LBS	Hazardous waste, solid, n.o.s. (VARIES)
Waste Codes:	D035 VARY							
DO85184-39	63145	ZNAV6829	DM - 55	35.00	GAL	136.77	LBS	Hazardous waste, solid, n.o.s. (VARIES)
Waste Codes:	D035 VARY							
DO85185-4	63144	ZNAV6829	DM - 55	30.00	GAL	212.01	LBS	Hazardous waste, solid, n.o.s. (VARIES)
Waste Codes:	D007 VARY							
DO85186-51	63143	ZNAV6829	DM - 55	15.00	GAL	58.61	LBS	Hazardous waste, solid, n.o.s. (VARIES)
Waste Codes:	D005 D006 D007 D008 F002 F003 F005 VARY							
DO85186-29	63143	ZNAV6829	DM - 55	20.00	GAL	78.15	LBS	Hazardous waste, solid, n.o.s. (VARIES)
Waste Codes:	D005 D006 D007 D008 F002 F003 F005 VARY							
DO85186-30	63143	ZNAV6829	DM - 55	35.00	GAL	136.77	LBS	Hazardous waste, solid, n.o.s. (VARIES)
Waste Codes:	D005 D006 D007 D008 F002 F003 F005 VARY							
DO85184-21	63145	ZNAV6829	DM - 55	45.00	GAL	175.84	LBS	Hazardous waste, solid, n.o.s. (VARIES)
Waste Codes:	D035 VARY							

PFSG Bulk Shipment Summary

Inventory Item	Manifest #	Approval	CT - CS	VOLUME	UM	WEIGHT	UM	DOT Name
DO85184-20	63145	ZNAV6829	DM - 55	25.00	GAL	97.69	LBS	Hazardous waste, solid, n.o.s. (VARIES)
Waste Codes:	D035 VARY							
DO85186-18	63143	ZNAV6829	DM - 55	35.00	GAL	136.77	LBS	Hazardous waste, solid, n.o.s. (VARIES)
Waste Codes:	D005 D006 D007 D008 F002 F003 F005 VARY							
DO85186-49	63143	ZNAV6829	DM - 55	30.00	GAL	117.23	LBS	Hazardous waste, solid, n.o.s. (VARIES)
Waste Codes:	D005 D006 D007 D008 F002 F003 F005 VARY							
DO85184-17	63145	ZNAV6829	DM - 55	45.00	GAL	175.84	LBS	Hazardous waste, solid, n.o.s. (VARIES)
Waste Codes:	D035 VARY							
DO85184-33	63145	ZNAV6829	DM - 55	30.00	GAL	117.23	LBS	Hazardous waste, solid, n.o.s. (VARIES)
Waste Codes:	D035 VARY							
DO85186-50	63143	ZNAV6829	DM - 55	50.00	GAL	195.38	LBS	Hazardous waste, solid, n.o.s. (VARIES)
Waste Codes:	D005 D006 D007 D008 F002 F003 F005 VARY							
DO85186-35	63143	ZNAV6829	DM - 55	35.00	GAL	136.77	LBS	Hazardous waste, solid, n.o.s. (VARIES)
Waste Codes:	D005 D006 D007 D008 F002 F003 F005 VARY							
DO85186-26	63143	ZNAV6829	DM - 55	40.00	GAL	156.30	LBS	Hazardous waste, solid, n.o.s. (VARIES)
Waste Codes:	D005 D006 D007 D008 F002 F003 F005 VARY							
DO85186-25	63143	ZNAV6829	DM - 55	40.00	GAL	156.30	LBS	Hazardous waste, solid, n.o.s. (VARIES)
Waste Codes:	D005 D006 D007 D008 F002 F003 F005 VARY							
DO85186-45	63143	ZNAV6829	DM - 55	30.00	GAL	117.23	LBS	Hazardous waste, solid, n.o.s. (VARIES)
Waste Codes:	D005 D006 D007 D008 F002 F003 F005 VARY							
DO85186-44	63143	ZNAV6829	DM - 55	50.00	GAL	195.38	LBS	Hazardous waste, solid, n.o.s. (VARIES)
Waste Codes:	D005 D006 D007 D008 F002 F003 F005 VARY							

PFSG Bulk Shipment Summary

Inventory Item	Manifest #	Approval	CT - CS	VOLUME	UM	WEIGHT	UM	DOT Name
DO85186-24	63143	ZNAV6829	DM - 55	25.00	GAL	97.69	LBS	Hazardous waste, solid, n.o.s. (VARIES)
Waste Codes:	D005 D006 D007 D008 F002 F003 F005 VARY							
DO85186-23	63143	ZNAV6829	DM - 55	35.00	GAL	136.77	LBS	Hazardous waste, solid, n.o.s. (VARIES)
Waste Codes:	D005 D006 D007 D008 F002 F003 F005 VARY							
DO85186-55	63143	ZNAV6829	DM - 55	30.00	GAL	117.23	LBS	Hazardous waste, solid, n.o.s. (VARIES)
Waste Codes:	D005 D006 D007 D008 F002 F003 F005 VARY							
DO85186-54	63143	ZNAV6829	DM - 55	30.00	GAL	117.23	LBS	Hazardous waste, solid, n.o.s. (VARIES)
Waste Codes:	D005 D006 D007 D008 F002 F003 F005 VARY							
DO85186-53	63143	ZNAV6829	DM - 55	40.00	GAL	156.30	LBS	Hazardous waste, solid, n.o.s. (VARIES)
Waste Codes:	D005 D006 D007 D008 F002 F003 F005 VARY							
DO85186-52	63143	ZNAV6829	DM - 55	40.00	GAL	156.30	LBS	Hazardous waste, solid, n.o.s. (VARIES)
Waste Codes:	D005 D006 D007 D008 F002 F003 F005 VARY							
DO85186-59	63143	ZNAV6829	DM - 55	30.00	GAL	212.01	LBS	Hazardous waste, solid, n.o.s. (VARIES)
Waste Codes:	D005 D006 D007 F002 F003 F005 VARY							
DO85186-58	63143	ZNAV6829	DM - 55	30.00	GAL	212.01	LBS	Hazardous waste, solid, n.o.s. (VARIES)
Waste Codes:	D005 D006 D007 F002 F003 F005 VARY							
DO85186-57	63143	ZNAV6829	DM - 55	30.00	GAL	117.23	LBS	Hazardous waste, solid, n.o.s. (VARIES)
Waste Codes:	D005 D006 D007 D008 F002 F003 F005 VARY							
DO85186-56	63143	ZNAV6829	DM - 55	30.00	GAL	117.23	LBS	Hazardous waste, solid, n.o.s. (VARIES)
Waste Codes:	D005 D006 D007 D008 F002 F003 F005 VARY							
DO85186-48	63143	ZNAV6829	DM - 55	20.00	GAL	78.15	LBS	Hazardous waste, solid, n.o.s. (VARIES)
Waste Codes:	D005 D006 D007 D008 F002 F003 F005 VARY							

PFSG Bulk Shipment Summary

Inventory Item	Manifest #	Approval	CT - CS	VOLUME	UM	WEIGHT	UM	DOT Name
DO85186-47	63143	ZNAV6829	DM - 55	15.00	GAL	58.61	LBS	Hazardous waste, solid, n.o.s. (VARIES)
Waste Codes:	D005 D006 D007 D008 F002 F003 F005 VARY							
DO85184-14	63145	ZNAV6829	DM - 55	35.00	GAL	136.77	LBS	Hazardous waste, solid, n.o.s. (VARIES)
Waste Codes:	D035 VARY							
DO85184-32	63145	ZNAV6829	DM - 55	35.00	GAL	136.77	LBS	Hazardous waste, solid, n.o.s. (VARIES)
Waste Codes:	D035 VARY							
DO85186-34	63143	ZNAV6829	DM - 55	35.00	GAL	136.77	LBS	Hazardous waste, solid, n.o.s. (VARIES)
Waste Codes:	D005 D006 D007 D008 F002 F003 F005 VARY							
DO85184-31	63145	ZNAV6829	DM - 55	40.00	GAL	156.30	LBS	Hazardous waste, solid, n.o.s. (VARIES)
Waste Codes:	D035 VARY							
DO85186-33	63143	ZNAV6829	DM - 55	25.00	GAL	97.69	LBS	Hazardous waste, solid, n.o.s. (VARIES)
Waste Codes:	D005 D006 D007 D008 F002 F003 F005 VARY							
DO85186-27	63143	ZNAV6829	DM - 55	20.00	GAL	78.15	LBS	Hazardous waste, solid, n.o.s. (VARIES)
Waste Codes:	D005 D006 D007 D008 F002 F003 F005 VARY							
DO85184-27	63145	ZNAV6829	DM - 55	35.00	GAL	136.77	LBS	Hazardous waste, solid, n.o.s. (VARIES)
Waste Codes:	D035 VARY							
DO85186-41	63143	ZNAV6829	DM - 55	30.00	GAL	117.23	LBS	Hazardous waste, solid, n.o.s. (VARIES)
Waste Codes:	D005 D006 D007 D008 F002 F003 F005 VARY							
DO85186-43	63143	ZNAV6829	DM - 55	20.00	GAL	78.15	LBS	Hazardous waste, solid, n.o.s. (VARIES)
Waste Codes:	D005 D006 D007 D008 F002 F003 F005 VARY							
DO85186-42	63143	ZNAV6829	DM - 55	25.00	GAL	97.69	LBS	Hazardous waste, solid, n.o.s. (VARIES)
Waste Codes:	D005 D006 D007 D008 F002 F003 F005 VARY							

PFSG Bulk Shipment Summary

Inventory Item	Manifest #	Approval	CT - CS	VOLUME	UM	WEIGHT	UM	DOT Name
DO85184-29	63145	ZNAV6829	DM - 55	40.00	GAL	156.30	LBS	Hazardous waste, solid, n.o.s. (VARIES)
Waste Codes:	D035 VARY							
DO85184-30	63145	ZNAV6829	DM - 55	40.00	GAL	156.30	LBS	Hazardous waste, solid, n.o.s. (VARIES)
Waste Codes:	D035 VARY							
DO85184-28	63145	ZNAV6829	DM - 55	35.00	GAL	136.77	LBS	Hazardous waste, solid, n.o.s. (VARIES)
Waste Codes:	D035 VARY							
DO85186-28	63143	ZNAV6829	DM - 55	30.00	GAL	117.23	LBS	Hazardous waste, solid, n.o.s. (VARIES)
Waste Codes:	D005 D006 D007 D008 F002 F003 F005 VARY							
DO85186-4	63143	ZNAV6829	DM - 55	35.00	GAL	136.77	LBS	Hazardous waste, solid, n.o.s. (VARIES)
Waste Codes:	D005 D006 D007 D008 F002 F003 F005 VARY							
DO85186-5	63143	ZNAV6829	DM - 55	35.00	GAL	136.77	LBS	Hazardous waste, solid, n.o.s. (VARIES)
Waste Codes:	D005 D006 D007 D008 F002 F003 F005 VARY							
DO85185-1	63144	ZNAV6829	DM - 55	50.00	GAL	623.55	LBS	Hazardous waste, solid, n.o.s. (VARIES)
Waste Codes:	D006 VARY							
DO85186-7	63143	ZNAV6829	DM - 55	40.00	GAL	156.30	LBS	Hazardous waste, solid, n.o.s. (VARIES)
Waste Codes:	D005 D006 D007 D008 F002 F003 F005 VARY							
DO85186-8	63143	ZNAV6829	DM - 55	40.00	GAL	156.30	LBS	Hazardous waste, solid, n.o.s. (VARIES)
Waste Codes:	D005 D006 D007 D008 F002 F003 F005 VARY							
DO85186-9	63143	ZNAV6829	DM - 55	40.00	GAL	156.30	LBS	Hazardous waste, solid, n.o.s. (VARIES)
Waste Codes:	D005 D006 D007 D008 F002 F003 F005 VARY							
DO85184-16	63145	ZNAV6829	DM - 55	50.00	GAL	195.38	LBS	Hazardous waste, solid, n.o.s. (VARIES)
Waste Codes:	D035 VARY							

PFSG Bulk Shipment Summary

Inventory Item	Manifest #	Approval	CT - CS	VOLUME	UM	WEIGHT	UM	DOT Name
DO85184-25	63145	ZNAV6829	DM - 55	40.00	GAL	156.30	LBS	Hazardous waste, solid, n.o.s. (VARIES)
Waste Codes:	D035 VARY							
DO85186-10	63143	ZNAV6829	DM - 55	40.00	GAL	156.30	LBS	Hazardous waste, solid, n.o.s. (VARIES)
Waste Codes:	D005 D006 D007 D008 F002 F003 F005 VARY							
DO85184-15	63145	ZNAV6829	DM - 55	40.00	GAL	156.30	LBS	Hazardous waste, solid, n.o.s. (VARIES)
Waste Codes:	D035 VARY							
DO85186-17	63143	ZNAV6829	DM - 55	30.00	GAL	117.23	LBS	Hazardous waste, solid, n.o.s. (VARIES)
Waste Codes:	D005 D006 D007 D008 F002 F003 F005 VARY							
DO85186-11	63143	ZNAV6829	DM - 55	40.00	GAL	156.30	LBS	Hazardous waste, solid, n.o.s. (VARIES)
Waste Codes:	D005 D006 D007 D008 F002 F003 F005 VARY							
DO85186-16	63143	ZNAV6829	DM - 55	16.00	GAL	62.52	LBS	Hazardous waste, solid, n.o.s. (VARIES)
Waste Codes:	D005 D006 D007 D008 F002 F003 F005 VARY							

Total Items: 131 Total Vol.: 5000.00 Total Wt.: 25900.78

EXHIBIT C-7

EPA'S CHEMICAL COMPATIBILITY CHART

EPA's Chemical Compatibility Chart

EPA-600/2-80-076 April 1980

A METHOD FOR DETERMINING THE COMPATIBILITY OF CHEMICAL MIXTURES

Please Note: This chart is intended as an indication of some of the hazards that can be expected on mixing chemical wastes. Because of the differing activities of the thousands of compounds that may be encountered, it is not possible to make any chart definitive and all inclusive. It cannot be assumed to ensure compatibility of wastes because wastes are not classified as hazardous on the chart, nor do any blanks necessarily mean that the mixture cannot result in a hazard occurring. Detailed instructions as to hazards involved in handling and disposing of any given waste should be obtained from the originator of the waste.

CODE	CONSEQUENCE
H	Heat Generation
F	Fire
G	Innocuous and non-flammable gas generation
GT	Toxic Gas formation
GF	Flammable Gas formation
E	Explosion
P	Violent Polymerization
S	Solubilization of toxic substance
U	May be hazardous, but Unknown

#	REACTIVITY GROUP NAME	1	2	3	4	5	6	7	8	9	10	11	12	13	14	15	16	17	18	19	20	21	22	23	24	25	26	27	28	29	30	31	32	33	34	101	102	103	104	105	106	107
1	Acids, Mineral, Non-oxidizing																																									
2	Acids, Mineral, Oxidizing			G H																																					
3	Acids, Organic		G H		H P																																				
4	Alcohols and Glycols	H	H F	H P																																				
5	Aldehydes	H P	H F	H P																																				
6	Amides	H	H GT																																					
7	Amines, Aliphatic and Aromatic	H	H GT	H		H																																		
8	Azo Compounds, Diazo Compounds and Hydrazines	H G	H GT	H G	H G	H																																		
9	Carbamates	H G	H GT						G H																															
10	Caustics	H	H	H		H				H G																														
11	Cyanides	GT GF	GT GF	GT GF					G																															
12	Dithiocarbamates	H,F GF	H,F GF	H,GT GF		GF GT		U	H G																															
13	Esters	H	H F						H G		H																													
14	Ethers	H	H F																																					
15	Fluorides, Inorganic	GT	GT	GT																																				
16	Hydrocarbons, Aromatic		H F																																					
17	Halogenated Organics	H GT	H,F GT					H GT	H G		H GF	H																													
18	Isocyanates	H G	H,F GT	H G	H P			H P	H G		H,P G	H G	U																												
19	Ketones	H	H F						H G		H	H																													
20	Mercaptans and Other Organic Sulfides	GT GF	H,F GT						H G									H	H	H	20																			
21	Metals, Alkali and Alkaline Earth, Elemental	H,F GF	H,F GF	H,F GF	H,F GF	H,F GF	GF H	GF H	GF H	GF H	GF H	GF H	GF,H GT	GF H				H E	GF H	GF H	GF H	21																		
22	Metals, Other Elemental & Alloys as Powders, Vapors, or Sponges	H,F GF	H,F GF	G F					H,F GT	U	GF H							H E	GF H		H,F GF		22																
23	Metals, Other Elemental & Alloys as Sheets, Rods, Drops, etc.	H,F GF	H,F GF						H,F G									H F						23															
24	Metals and Metal Compounds, Toxic	S	S	S			S	S			S														24														
25	Nitrides	GF HF	H,F E	H GF	H,E GF	GF H			U	H G	U	GF H	GF H	GF H				GF H	U	GF H	GF H	E				25													
26	Nitriles	H,GT GF	H,F GT	H							U											H P			S	GF H	26											
27	Nitro Compounds, Organic		H,F GT			H					H E											H,E GF				H,E GF		27										
28	Hydrocarbons, Aliphatic, Unsaturated	H	H F			H																	H E					28									
29	Hydrocarbons, Aliphatic, Saturated		H F																										29								
30	Peroxides and Hydroperoxides, Organic	H G	H E		H F	H G		H GT	H,F E	H,F GT		H,E GT	H,F GT					H E	H	E	H,F GT	H E	H G		H G	H,E GF	H,P GT		H P		30							
31	Phenols and Cresols	H	H F						H G										H P			GF H				GF H					31						
32	Organophosphates, Phosphothioates, Phosphodithioates	H GT	H GT								H E											H										32					
33	Sulfides, Inorganic	GT GF	HF GF	GT		H			E										H														33				
34	Epoxides	H P	H P	H P	H P	U		H P	H P		H P	H P	U								H P	H P	H P		H P	H P						H P	H P	U	H P	34			
101	Combustible and Flammable Materials, Miscellaneous	H G	H,F GT																			H,F G				H,F GF						H,F GT			101			
102	Explosives	H E	H E	H E					H E		H E			H E								H E	H E	H E	E	H E					H E	H E		H E	H E	H E	102		
103	Polymerizable Compounds	P H	P H	P H					P H		P H	P H	U									P H	P H	P H	P H	P H					P H	P H		P H		H E	103		
104	Oxidizing Agents, Strong	H GT		H GT	H F	H F	H,F GT	H,F GT	H E	H,F GT		H,E GT	H,F GT	H F	H F		H F	H GT	H,F GT	H F	H,F GT	H,F E	H,F E	H F		H,F E	H,F GT	H E	H F	H F	H G	H F	H,F GT	H,F GT	H,F G	H,F G	H E	H,F GT	104		
105	Reducing Agents, Strong	H GF	H,F GT	H GF	H,F GF	H,F GF	H GF	H G			H GT	H	F				H,F E	H E	H GF	H GF	H GF						H GF	H E					H E	H GF	H GF		H GF	H E	H,P GF	H,F E	105	
106	Water and Mixtures Containing Water	H	H						G										H G			H GF	H GF		S	H GF						GT GF						GF GT	106	
107	Water Reactive Substances	<—EXTREMELY REACTIVE! DO NOT MIX WITH ANY CHEMICAL OR WASTE MATERIAL! EXTREMELY REACTIVE!—>																																						107
		1	2	3	4	5	6	7	8	9	10	11	12	13	14	15	16	17	18	19	20	21	22	23	24	25	26	27	28	29	30	31	32	33	34	101	102	103	104	105	106	107

EXHIBIT C-7A

SEGREGATION TABLE FOR HAZARDOUS MATERIALS

EXHIBIT C-7A

SEGREGATION TABLE FOR HAZARDOUS MATERIALS

Class or Division	2.1	2.2	2.3 gas Zone A	2.3 gas Zone B	3	4.1	4.2	4.3	5.1	5.2	6.1 liquids PG I Zone A	8 liquids only	9 H.S.
Flammable gases....2.1	■		X	O							O		
Non-toxic, non-flammable gases....2.2		■											
Poisonous gas Zone A....2.3	X		■		X	X	X	X	X	X		X	
Poisonous gas Zone B....2.3	O			■	O	O	O	O	O	O		O	
Flammable liquids....3.			X	O	■				O		X		
Flammable solids....4.1			X	O		■					X	O	
Spontaneously combustible materials....4.2			X	O			■				X	X	
Dangerous when wet materials....4.3			X	O				■			X	O	
Oxidizers....5.1			X	O	O				■		X	O	
Organic peroxides....5.2			X	O						■	X	O	
Poisonous liquids PG I Zone A....6.1	O				X	X	X	X	X	X	■	X	
Corrosive liquids....8			X	O		O	X	O	O	O	X	■	
Hazardous Substances....9													■

STORAGE GROUP (CODE)	DOT HAZARD CLASSES
CORROSIVES (C)	2.1, 2.2, 3, 8, 9
IGNITABLES (I)	3, 4.1, 9
POISONOUS (P)	2.2, 2.3, 6.1, 9
DANGEROUS (D)	4.2, 4.3, 5.1, 5.2,

- An "X" in the row indicates that materials will not be loaded, transported or stored together
- The letter "O" in the Table indicates that these materials will not be loaded, transported, or stored together in the same transport vehicle or storage facility during the course of transportation unless separated in a manner that, in the event of leakage from packages under conditions normally incident to transportation, commingling of hazardous materials would not occur.
- Cyanides or cyanide mixtures must not be loaded or stored with acids or acidic materials.
- Class 8 (corrosive) liquid will not be loaded above Class 4 (flammable solid) materials or Class 5 (oxidizing) materials.
- When the §172.101 Table or 49 CFR 172.402 requires a package to bear a subsidiary hazard label, segregation appropriate to the subsidiary hazard must be applied when that segregation is more restrictive than the required by the primary hazard. However, hazardous materials of the same class may be stowed together with regard to segregation required any secondary hazard if the materials are not capable of reacting dangerously with each other and causing combustion or dangerous evolution of heat, evolution of flammable, poisonous, or asphyxiant gases, or formation of corrosive or unstable materials.

Note: Hazardous substances, hazard class 9 are those hazardous materials that do not meet the definition of any other hazards class or division, but meet the definition of hazardous substances in 49 CFR §171.8.

EXHIBIT C-8

LAND DISPOSAL RESTRICTION NOTIFICATION FORM

LAND DISPOSAL RESTRICTION & CERTIFICATION FORM

DSSI ◆ M&EC ◆ Perma-Fix of Florida

Generator Name		Generator USEPA ID No.	
Generator Address		City/ST/Zip	
State Manifest No.		Manifest Doc. No.	

Instructions

1 In Column 1 identify all USEPA hazardous waste codes that apply to this waste shipment.
2 In Column 2, choose the appropriate treatability group: Non-Wastewater (NWW) or Wastewater (WW).
3 In Column 3, enter the appropriate Subcategory, if applicable, and also enter "Contaminated Soil" or "Debris" if the waste can be treated using one of the alternative treatment technologies provided by 268.49(c) (soil) or 268.45 (debris).
4 In Column 4, circle the letter of the appropriate LDR management categories on the back of this form.
5 In Column 5, enter the Reference Number(s) from the LDR-UHC Constituent Table for any constituents subject to treatment in your waste stream.

Go to LDR-UHC Contituent Table

Manifest Line Item #	1. USEPA HAZARDOUS WASTE CODES	2. NWW or WW	3. SUBCATEGORY	4. HOW MUST THE WASTE BE MANAGED (Check one) A	B	C	D	E	F	G	H	Soil Only	5. REFERENCE NUMBER(s) of Hazardous Constituents contained in the waste.
11.A		NWW / WW										Does / Does Not is subject to / complies with	
11.B		NWW / WW										Does / Does Not is subject to / complies with	
11.C		NWW / WW										Does / Does Not is subject to / complies with	
11.D		NWW / WW										Does / Does Not is subject to / complies with	

I hereby certify that all information submitted on this and all associated documents is complete and accurate to the best of my knowledge and information.

Generator Name	Title	Date

A. THIS RESTRICTED WASTE REQUIRES TREATMENT TO THE APPLICABLE STANDARD. This waste must be treated to the applicable performance based treatment standard set forth in 40CFR Part 268 Subpart C, 268.32, Subpart D, 268.40 or RCRA Section 3004(d) prior to land disposal.

B. THIS HAZARDOUS DEBRIS MAY BE TREATED USING THE DEBRIS ALTERNATIVE TREATMENT STANDARDS OF 40 CFR 268.45. I certify under penalty of law that I personally have examined and am familiar with the waste and that the statement above is true and that thiswaste meets the definition of debris and can be treated using the alternate methods specified in 40 CFR 268.45. I am aware that there are significant penalties for submitting a false certification including possibility of fine or imprisonment.

C. THIS RESTRICTED WASTE, FOR WHICH THE TREATMENT STANDARD IS EXPRESSED AS A SPECIFIED TECHNOLOGY, HAS BEEN TREATED BY THE SPECIFIED TECHNOLOGY. I certify under penalty of law that the waste has been treated in accordance with the requirements of 40 CFR 268.42. I am aware that there are significant penalties for submitting a false certification, including the possibility of a fine and imprisonment.

D. THIS RESTRICTED DEBRIS HAS BEEN TREATED IN ACCORDANCE WITH 40 CFR 268.45. I certify under penalty of law that the debris has been treated in accordance with the requirements of 40 CFR 268.45. 1 am aware that there are significant penalties for making false certification, including the possibility of a fine and imprisonment.

E. THIS LAB PACK DOES NOT CONTAIN ANY WASTES IDENTIFIED AT APPENDIX IV TO PART 268. I certify under penalty of law that I personally have examined and am familiar with the waste and that the statement above is true and that this lab pack will be sent to a combustion facility in compliance with the alternative treatment standards for lab packs at 40 CFR 268.42(c). I am aware that there are significant penalties for submitting a false certification including possibility of fine or imprisonment.

F. THIS RESTRICTED WASTE HAS BEEN TREATED TO REMOVE THE HAZARDOUS CHARACTERISTIC. I certify under penalty of law that the waste has been treated in accordance with the requirements of 40 CFR 268.40 to remove the hazardous characteristic. This decharacterized waste contains underlying hazardous constituents that require further treatment to meet universal treatment standards. I am aware that there are significant penalties for submitting a false certification, including the possibility of fine and imprisonment.

G. THIS RESTRICTED WASTE HAS BEEN TREATED TO REMOVE THE HAZARDOUS CHARACTERISTIC AND BEEN TREATED FOR UNDERLYING HAZARDOUS CONSTITUENTS. I certify under penalty of law that the waste has been treated in accordance with the requirements of 40 CFR 268.40 to remove the hazardous characteristic, and that underlying hazardous constituents, as defined in 268.48 Universal Treatment Standards. I am aware that there are significant, penalties for submitting false certification, including the possibility of fine and imprisonment.

H. THIS RESTRICTED WASTE IS SUBJECT TO AN EXEMPTION FROM LAND DISPOSAL. (Please include the date the waste is subject to the prohibitions in Column 5) This waste is subject to an exemption from a prohibition on the type of land disposal method utilized for the waste (such as, but not limited to, a case-by-case extension under 40 CFR Part 268.5, or an exemption under 40 CFR 268.6.

S. THIS CONTAMINATED SOIL ***(DOES / DOES NOT)*** CONTAIN LISTED HAZARDOUS WASTE AND ***(DOES / DOES NOT)*** EXHIBIT A CHARACTERISTIC OF HAZARDOUS WASTE AND ***(IS SUBJECT TO / COMPLIES WITH)*** THE SOIL TREATMENT STANDARDS AS PROVIDED BY 268.49(c) OR THE UNIVERSAL TREATMENT STANDARDS. I certify under penalty of law that I have personally examined and am familiar with the treatment technology and operation of the treatment process used to support this certification and believe that it his been maintained and operated properly so as to comply with treatment standards specified in 40 CFR 268.49 without impermissible dilution of the prohibited wastes. I am aware that there are significant penalties for submitting a false certification, including the possibility of fine and imprisonment.

EXHIBIT C-8A

UNIVERSAL TREATMENT STANDARDS (UTS) /UNDERLYING HAZARDOUS CONSTITUENTS FORM

Resource Guide
Underlying Hazardous Constituent (UHC)
Land Disposal Restriction (LDR) Constituents

					Concentration			
Ref #:	**Hazardous Constituent**	**CAS NO.**	**NWW (mg/kg)**	**WW (mg/kg)**	***11a***	***11b***	***11c***	***11d***
1	Acenaphthene	83-32-9	3.4	0.059				
2	Acenaphthene	208-96-8	3.4	0.059				
3	Acetone	67-64-1	160	0.28				
4	Acetonitrile	75-05-8	38	5.6				
5	Acetophenone	96-86-2	9.7	0.01				
6	2-Acetylaminofluorene	53-96-3	140	0.059				
7	Acrolein	107-02-8	NA	0.29				
8	Acrylonitrile	107-13-1	84	0.24				
9	Acrylamide	79-06-1	23	19				
10	Aldrin	309-00-2	0.066	0.021				
11	4-Aminobiphenyl	92-67-1	NA	0.13				
12	Aniline	62-53-3	14	0.81				
13	Anthracene	120-12-7	3.4	0.059				
14	Aramite	140-57-8	NA	0.36				
15	alpha-BHC	319-84-6	0.066	0.00014				
16	beta-BHC	319-85-7	0.066	0.00014				
17	delta-BHC	319-86-8	0.066	0.023				
18	gamma-BHC (Lindane)	58-89-9	0.066	0.0017				
19	Benz(a)anthracene	56-55-3	3.4	0.059				
20	Benzal chloride	98-87-3	6	0.055				
21	Benzene	71-43-2	10	0.14				
22	Benzo(a)pyrene	50-32-8	3.4	0.061				
23	Benzo(b)fluoranthene	205-99-2	6.8	0.11				
24	Benzo(k)fluoranthene	207-08-9	6.8	0.11				
25	Benzo(g,h,i)perylene	191-24-2	1.8	0.0055				
26	bis(2-Chloroethoxy)methane	111-91-1	7.2	0.036				
27	bis(2-Chloroethyl)ether	111- 44-4	6	0.033				
28	bis(2-Chloroisopropyl) ether	39638-32-9	7.2	0.055				
29	bis(2-Ethylhexyl) phthalate	117-81-7	28	0.28				
30	Bromodichloromethane	75-27-4	1 5	0.35				
31	Bromomethane (Methyl bromide)	74-83-9	15	0.11				
32	4-Bromophenyl phenyl ether	101-55-3	15	0.055				
33	n-Butyl alcohol	71-36-3	2.6	5.6				
34	Butyl benzyl phthalate	85-68-7	28	0.017				
35	2-sec-Butyl-4,6-dinitrophenol (Dinoseb)	88-85-7	2.5	0.066				
36	Carbon disulfide	75-15-0	4.8*	3.8				
37	Carbon tetrachloride	56-23-5	6	0.057				
38	Chlordane (alpha and gamma isomers)	57-74-9	0.26	0.0033				
39	p-Chloroaniline	106-47-8	16	0.46				
40	Chlorobenzene	108-90-7	6	0.057				
41	Chlorobenzilate	510-15-6	NA	0.1				
42	2-Chloro-1, 3-butadiene (Chloroprene)	126-99-8	0.28	0.057				
43	Chlorodibromomethane	124-48-1	15	0.057				
44	Chloroethane	75-00-3	6	0.27				
45	Chloroform	67-66-3	6	0.046				
46	p-Chloro-m-cresol	59-50-7	14	0.018				
47	2-Chloroethyl vinyl ether	110-75-8	NA	0.062				
48	Chloromethane (Methyl chloride)	74-87-3	30	0.19				
49	2-Chloronaphthalene	91-58-7	5.6	0.055				
50	2-Chlorophenol	95-57-8	5.7	0.044				
51	3-Chloropropylene (Allyl Chloride)	107-05-1	30	0.036				
52	Chrysene	218-01-9	3.4	0.059				
53	o-Cresol (2-Methyl phenol)	95-48-7	5.6	0.11				

					Concentration			
Ref #:	Hazardous Constituent	CAS NO.	NWW (mg/kg)	WW (mg/kg)	*11a*	*11b*	*11c*	*11d*
54	m-Cresol (3-Methyl phenol)	108-39-4	5.6	0.77				
55	p-Cresol (4-Methyl phenol)	106-44-5	5.6	0.77				
56	Cyclohexanone	108-94-1	0.75 *	0.36				
57	o,p'-DDD	53-19-0	0.087	0.023				
58	p,p'-DDD	72-54-8	0.087	0.023				
59	o,p'-DDE	3424-82-6	0.087	0.031				
60	p,p'-DDE	72-55-9	0.087	0.031				
61	o,p'-DDT	789-02-6	0.087	0.0039				
62	p,p'-DDT	50-29-3	0.087	0.0039				
63	Dibenz(a,h)anthracene	53-70-3	8.2	0.055				
64	Dibenz(a,e)pyrene	192-65-4	NA	0.061				
65	1,2-Dibromo-3-chloropropane	96-12-8	15	0.11				
66	1,2-Dibromoethane (Ethylene dibromide)	106-93-4	15	0.028				
67	Dibromomethane	74-95-3	15	0.11				
68	m-Dichlorobenzene (1,3-Dichlorobenzen	541-73-1	6	0.036				
69	o-Dichlorobenzene (1,2-Dichlorobenzene	95-50-1	6	0.088				
70	p-Dichlorobenzene (1,4-Dichlorobenzene	106-46-7	6	0.09				
71	Dichlorodifluoromethane	75-71-8	7.2	0.23				
72	1,1-Dichloroethane	75-34-3	6	0.059				
73	1,2-Dichloroethane	107-06-2	6	0.21				
74	1,1-Dichloroethylene	75-35-4	6	0.025				
75	trans-1,2-Dichloroethylene	156-60-5	30	0.054				
76	2,4-Dichlorophenol	120-83-2	14	0.044				
77	2,6-Dichlorophenol	87-65-0	14	0.044				
78	2,4-Dichlorophenoxyacetic acid (2.4-D)	94-75-7	10	0.72				
79	1,2-Dichloropropane	78-87-5	18	0.85				
80	cis-1,3-Dichloropropylene	10061-01-5	18	0.036				
81	trans-1,3-Dic6loropropylene	10061-02-6	18	0.036				
82	Dieldrin	60-57-1	0.13	0.017				
83	Diethyl phthalate	84-66-2	28	0.2				
84	p-Dimethylaminoazobenzene	60-11-7	NA	0.13				
85	2,4-Dimethyl phenol	105-67-9	14	0.036				
86	Dimethyl phthalate	131-11-3	28	0.047				
87	Di-n-butyl phthalate	84-74-2	28	0.057				
88	1,4-Dinitrobenzene	100-25-4	2.3	0.32				
89	4,6-Dinitro-o-cresol	534-52-1	160	0.28				
90	2,4-Dinitrophenol	51-28-5	160	0.12				
91	12,4-Dinitrotoluene	121-14-2	140	0.32				
92	2,6-Dinitrotoluene	606-20-2	28	0.55				
93	Di-n-octyl phthalate	117-84-0	28	0.017				
94	Di-n-propylnitrosamine	621-64-7	14	0.4				
95	1,4-Dioxane	123-91-1	170	12				
96	Diphenylamine	122-39-4	13	0.92				
97	Diphenylnitrosamine	86-30-6	13	0.92				
98	1,2-Diphenyihydrazine	122-66-7	NA	0.087				
99	Disulfoton	298-04-3	6.2	0.017				
100	Endosulfan 1	959-98-9	0.066	0.023				
101	jEndosulfan 11	33213-65-9	0.13	0.029				
102	Endosulfan sulfate	1031-07-8	0.13	0.029				
103	Endrin	72-20-8	0.13	0.0028				
104	Endrin aldehyde	7421-93-4	0.13	0.025				
105	2-Ethoxyethanol (FO05)+			INCIN				
106	Ethyl acetate	141-78-6	33	0.34				
107	Ethyl benzene	100-41-4	10	0.057				
108	Ethyl ether	60-29-7	160	0.12				
109	Ethyl methacrylate	97-63-2	160	0.14				
110	Ethylene oxide	75-21-8	NA	0.12				

					Concentration			
Ref #:	Hazardous Constituent	CAS NO.	NWW (mg/kg)	WW (mg/kg)	*11a*	*11b*	*11c*	*11d*
111	Famphur	52-85-7	15	0.017				
112	Fluoranthene	206-44-0	3.4	0.068				
113	Fluorene	86-73-7	3.4	0.059				
114	Heptachlor	76-44-8	0.066	0.0012				
115	Heptachlor epoxide	1024-57-3	0.066	0.016				
116	Hexachlorobenzene	118-74-1	10	0.055				
117	Hexachlorobutadiene	87-68-3	5.6	0.055				
118	Hexachlorocyclopentadiene	77-47-4	2.4	0.057				
119	HxCDDs (All Hexachlorodibenzo-p-dioxir	NA	0.001	0.000063				
120	HxCDFs (All Hexachlorodibenzofurans)	NA	0.001	0.000063				
121	Hexachloroethane	67-72-1	30	0.055				
122	Hexachloropropylene	1888-71-7	30	0.035				
123	Indeno (1,2,3-c,d) pyrene	193-39-5	3.4	0.0055				
124	Iodomethane	74-88-4	65	0.19				
125	Isobutyl alcohol (Isobutanol)	78-83-1	170	5.6				
126	Isodrin	465-73-6	0.066	0.021				
127	Isosafrole	120-58-1	2.6	0.081				
128	Kepone	143-50-0	0.13	0.0011				
129	Methacrylonitrile	126-98-7	84	0.24				
130	Methanol	67-56-1	0.75 *	5.6				
131	Methapyrilene	91-80-5	1.5	0.081				
132	Methoxychlor	72-43-5	0.18	0.25				
133	3-Methylchloroanthrene	56-49-5	15	0.0055				
134	4,4-Methylene bis (2-chloroaniline)	101-14-4	30	0.5				
135	Methylene chloride	75-09-2	30	0.089				
136	Methyl ethyl ketone	78-93-3	36	0.28				
137	Methyl isobutyl ketone	108-10-1	33	0.14				
138	Methyl methacrylate	80-62-6	160	0.14				
139	Methyl methansulfonate	66-27-3	NA	0.018				
140	Methyl parathion	298-00-0	4.6	0.014				
141	Naphthalene	91-20-3	5.6	0.059				
142	2-Naphthylamine	91-59-8	N/A	0.52				
143	o- Nitroaniline	88-74-4	14	0.27				
144	p-Nitroaniline	100-01-6	28	0.028				
145	Nitrobenzene	98-95-3	14	0.068				
146	5-Nitro-o-toluidine	99-55-8	28	0.32				
147	o-Nitrophenol	88-75-5	13	0.028				
148	p-Nitrophenol	100-02-7	29	0.12				
149	2-Nitropropane (FO05)+			INCIN				
150	N-Nitrosodiethylamine	55-18-5	28	0.4				
151	N-Nitrosodimethylamine	62-75-9	2.3	0.4				
152	N-Nitroso-di-n-butylamine	924-16-3	17	0.4				
153	N-Nitrosomethylethylamine	10595-95-6	2.3	0.4				
154	N-Nitrosomorpholine	59-89-2	2.3	0.4				
155	N-Nitrosopiperidine	100-75-4	35	0.013				
156	N-Nitrosopyrrolidine	930-55-2	35	0.013				
157	Parathion	56-38-2	4.6	0.014				
158	Total PCBs	1336-36-3	10	0.1				
159	Pentachlorobenzene	608-93-5	10	0.055				
160	PeCDDs (All Pentachlorodibenzo-p-dioxi	NA	0.001	0.000063				
161	PeCDFs (All Pentachlorodibenzofurans)	NA	0.001	0.000035				
162	Pentachloroethane	76-01-7	6	0.055				
163	Pentachloronitrobenzene	82-68-8	4.8	0.055				
164	Pentachlorophenol	87- 86-5	7.4	0.089				
165	Phenacetin	62-44-2	16	0.081				
166	Phenanthrene	85-01-8	5.6	0.059				
167	Phenol	108-95-2	6.2	0.039				

					Concentration			
Ref #:	Hazardous Constituent	CAS NO.	NWW (mg/kg)	WW (mg/kg)	*11a*	*11b*	*11c*	*11d*
168	Phorate	298-02-2	4.6	0.021				
169	Phthalic acid	100-21-0	28	0.055				
170	Phthalic anhydride	85-44-9	28	0.055				
171	Pronamide	23950-58-5	1.5	0.093				
172	Propanenitrile (Ethyl cyanide)	107-12-0	360	0.24				
173	Pyrene	129-00-0	8.2	0.067				
174	Pyridine	110-86-1	16	0.014				
175	Safrole	94-59-7	22	0.081				
176	Silvex (2,4,5-TP)	93-72-1	7.9	0.72				
177	1,2,4,5-Tetrachlorobenzene	95-94-3	14	0.055				
178	TCDDs (All Tetachlorodibenzo-p-dioxins)	NA	0.001	0.000063				
179	TCDFs (All Tetrachlorodibenzofurans)	NA	0.001	0.000063				
180	1,1,1,2-Tetrachloroethane	630-20-6	6	0.057				
181	1, 1,2,2-Tetrachloroethane	79-34-5	6	0.057				
182	Tetrachloroethylene	127-18-4	6	0.056				
183	2,3,4,6-Tetrachlorphenol	58-90-2	7.4	0.03				
184	Toluene	108-88-3	10	0.08				
185	Toxaphene	8001-35-2	2.6	0.0095				
186	Tribromomethane (Bromoform)	75-25-2	15	0.63				
187	1,2,4-Trichlorobenzene	120-82-1	19	0.055				
188	1, 1, 1 -Trichloroethane	71-55-6	6	0.054				
189	1, 1,2-Trichloroethane	79-00-5	6	0.054				
190	Trichloroethylene	79-01-6	6	0.054				
191	Trichloromonofluoromethane	75-69-4	30	0.02				
192	2,4,5-Trichlorophenol	95-95-4	7.4	0.18				
193	2,4,6-Trichlorophenol	88-06-2	7.4	0.035				
194	2,4,5-Trichlorophenoxyacetic acid/2,4,5-T	93-76-5	7.9	0.72				
195	1,2,3-Trichloropropane	96-18-4	30	0.85				
196	1,1,2-Trichloro- 2,2,2-trifluoroethane	76-13-1	30	0.057				
197	tris-(2,3-Dibromopropyl) phosphate	126-72-7	0.1	0.011				
198	Vinyl chloride	75-01-4	6	0.27				
199	Xylenes	1330-20-7	30	0.32				
200	Antimony	7440-36-0	1.15*	1.9				
201	Arsenic	7440-38-2	5.0 *	1.4				
202	Barium	7440-39-3	21 *	1.2				
203	Beryllium	7440-41-7	1.22 *	0.82				
204	Cadmium	7440-43-9	0.11 *	0.69				
205	Chromium (Total)	7440-47-3	0.60 *	2.77				
206	Cyanides (Total)	57-12-5	590	1.2				
207	Cyanides (Amenable)	57-12-5	30	0.86				
208	Fluoride	16984-48-8	NA	35				
209	Lead	7439-92-1	0.75 *	0.69				
210	Mercury (retort residues)	7439-97-6	0.2 *	NA				
211	Mercury (all others)	7439-97-6	0.025 *	0.15				
212	Nickel	7440-02-0	11 *	3.98				
213	Selenium	7782-49-2	5.7 *,**	0.82				
214	Silver	7440-22-4	0.14	0.43				
215	Sulfide	18496-25-8	NA	14				
216	Thallium	7440-28-0	0.2	1.4				
217	Vanadium	7440-62-2	1.6*,**	4.3				
218	Zinc	7440-66-6	4.3*,**	2.61				
219	A2213	30558-43-1	1.4	0.042***				
220	Aldicarb sulfone	1646-88-4	0.28	0.056				
221	Barban	101-27-9	1.4	0.056				
222	Bendiocarb	22781-23-3	1.4	0.056				
223	Bendiocarb phenol	22961-82-6	1.4	0.056				
224	Benomyl	17804-35-2	1.4	0.056				

					Concentration			
Ref #:	Hazardous Constituent	CAS NO.	NWW (mg/kg)	WW (mg/kg)	*11a*	*11b*	*11c*	*11d*
225	Butylate	2008-41-5	1.4	0.042***				
226	Carbaryl	63-25-2	0.14	0.006				
227	Carbenzadim	10605-21-7	1.4	0.056				
228	Carbofuran	1563-66-2	0.14	0.006				
229	Carbofuran phenol	1563-38-8	1.4	0.056				
230	Carbosulfan	55285-14-8	1.4	0.028				
231	m-Cumenyl methylcarbamate	64-00-6	1.4	0.056				
232	Cycloate**	1134-23-2	1.4	0.042***				
233	Diethylene glycol, dicarbamate	5952-26-1	1.4	0.056				
234	Dimetilan	644-64-4	1.4	0.056				
235	Dithiocarbarnates (total)	137-30-4	28	0.028				
236	EPTC	759-94-4	1.4	0.042				
237	Formetanate hydrochloride	23422-53-9	1.4	0.056				
238	Formparanate	17702-57-7	1.4	0.056				
239	3-Iodo-2-propynyl n-butylcarbamate**	55406-53-6	1.4	0.056				
240	Isolan	119-38-0	1.4	0.056				
241	Methiocarb	2032-65-7	1.4	0.056				
242	Methomyl	16752-77-5	0.14	0.028				
243	Metolcarb	1129-41-5	1.4	0.056				
244	Mexacarbate	315-18-4	1.4	0.056				
245	Molinate	2212-67-1	1.4	0.042				
246	Oxarnyl	23135-22-0	0.28	0.056				
247	Pebulate	1114-71-2	1.4	0.042				
248	o-Phenylenediamine	95-54-5	5.6	0.056				
249	Physostigmine	57-47-6	1.4	0.056				
250	Physostigmine salicylate	57-64-7	1.4	0.056				
251	Prornecarb	2631-37-0	1.4	0.056				
252	Propharn	122-42-9	1.4	0.056				
253	Propoxur	114-26-1	1.4	0.056				
254	Prosulfocarb	52888-80-9	1.4	0.042				
255	Thiodicarb	59669- 26-0	1.4	0.019				
256	Thiophanate-methyl	23564-05-8	1.4	0.056				
257	Tirpate	26419-73-8	0.28	0.056				
258	Triallate	2303-17-5	1.4	0.042				
259	Triethylarnine-	101-44-8	1.5	0.081				
260	Vernolate	1929-77-7	1.4	0.042				

* "Concentration in mg/l TCLP"

** Not Underlying Hazardous Constituents. (See 60 FR, Jan. 3,1995)

*** The preamble to the final rule (61 FR 15584) clearly indicates that the wastewater treatment standard for thiocarbamate constituents has been revised to 0.042mg/l. However, the '268.48 universal treatment standards table still shows 0.003 mg/l.

I These UTS levels are effective on August 24, 1998 as established in 63 FIR 28556-28753, the finalized Phase IV-Part 2 land disposal restrictions (LDR) rule.

Table of Contents

D. PROCESS INFORMATION D-7
D.1 Containers (40 CFR 264 Subpart I and 270.15) D-7
D.1.1 WASTE BULKING AND UNLOADING AREA [INCLUDING NEW Drum Sampling and Inspection Area] (HWMU 5) D-7
D.1.1.1 Drum Sampling and Inspection Area D-7
D.1.1.2 Containers with Free Liquids and/or F020, F021, F022, F023, F026, and F027 Wastes D-8
D.1.1.3 Basic Design Parameters, Dimensions, and Materials of Construction D-9
D.1.1.4 Description of How Design Promotes Drainage or How Containers are Kept from Contact with Standing Liquids within the Containment System D-12
D.1.1.5 Capacity of the Containment System Relative to the Number and Volume of Containers to be Stored D-13
D.1.1.6 Provisions for Preventing or Managing Run-on D-13
D.1.1.7 How Accumulated Liquids can be Analyzed and Removed to Prevent Overflow D-13
D.1.1.8 Processes Conducted in the Waste Bulking and Unloading Area ... D-14
D.1.1.8.1 Tanker Loading and Unloading Operation D-14
D.1.1.8.2 Waste Bulking Process D-15
D.1.1.9 Containers with Free Liquids and/or F020, F021, F022, F023, F026, and F027 Wastes D-15
D.1.1.10 Basic Design Parameters, Dimensions, and Materials of Construction D-16
D.1.1.11 Description of How Design Promotes Drainage or How Containers are Kept from Contact with Standing Liquids within the Containment System D-18
D.1.1.12 Capacity of the Containment System Relative to the Number and Volume of Containers to be Stored D-18
D.1.1.13 Provisions for Preventing or Managing Run-on D-19
D.1.1.14 How Accumulated Liquids can be Analyzed and Removed to Prevent Overflow D-19
D.1.2 Drum Storage and Process Area 2 (HWMU 6) D-20
D.1.2.1 Processes Conducted in the Drum Storage and Process Area 2 .... D-20
D.1.2.2 Fuel Bulking Process D-21
D.1.2.3 Container Consolidation Process D-21

D.1.2.4 Loose Pack Consolidation D-22
D.1.2.5 Containers with Free Liquids and/or F020, F021, F022, F023, F026, and F027 Wastes D-22
D.1.2.6 Basic Design Parameters, Dimensions, and Materials of Construction D-23
D.1.2.7 Description of How Design Promotes Drainage or How Containers are Kept from Contact with Standing Liquids within the Containment System D-25
D.1.2.8 Capacity of the Containment System Relative to the Number and Volume of Containers to be Stored D-26
D.1.2.9 Provisions for Preventing or Managing Run-on D-26
D.1.2.10 How Accumulated Liquids can be Analyzed and Removed to Prevent Overflow D-26
D.1.3 Drum Storage Area 3 (HWMU 4B) D-27
D.1.3.1 Processes Conducted in the Drum Storage Area D-27
D.1.3.2 Containers with Free Liquids and/or F020, F021, F022, F023, F026, and F027 Wastes D-27
D.1.3.3 Basic Design Parameters, Dimensions, and Materials of Construction D-28
D.1.3.4 Description of How Design Promotes Drainage or How Containers are Kept from Contact with Standing Liquids within the Containment System D-29
D.1.3.5 Capacity of the Containment System Relative to the Number and Volume of Containers to be Stored D-29
D.1.3.6 Provisions for Preventing or Managing Run-on D-29
D.1.3.7 How Accumulated Liquids Can Be Analyzed and Removed to Prevent Overflow D-30
D.1.4 Solidification and Stabilization Area (HWMU 7) D-31
D.1.4.1 Processes Conducted in the Solidification and Stabilization Area D-31
D.1.4.1.1 Solidification and Stabilization Operation D-31
D.1.4.1.2 Solidification Process D-31
D.1.4.1.3 Stabilization Process D-32
D.1.4.2 Containers with Free Liquids and / or F020, F022, F023, F026, and F027 Wastes D-32
D.1.4.3 Basic Design Parameters, Dimensions, and Materials of Construction D-33
D.1.4.4 Description of How Design Promotes Drainage or How Containers are Kept from Contact with Standing Liquids within the Containment System D-34

D.1.4.5 Capacity of the Containment System Relative to the Number and Volume of Containers to be Stored D-34
D.1.4.6 Provisions for Preventing or Managing Run-on D-34
D.1.4.7 How Accumulated Liquids can be Analyzed and Removed to Prevent Overflow D-34
D.1.5 All Container Storage Areas D-35
D.1.5.1 Containers without Free Liquids or F020, F021, F022, F023, F026, and F027 Wastes D-36
D.1.5.2 Container Management Practices D-36
D.2 Tank Systems [40 CFR 264 Subpart J and 270.16] D-38
D.2.1 Description of Tank System D-38
D.2.2 Existing Tank System D-41
D.2.3 New Tank Systems D-41
D.2.3.1 Assessment of New Tank System's Integrity D-41
D.2.3.2 External Corrosion Protection D-44
D.2.3.3 Description of Tank System D-44
D.2.4 Dimensions and Capacity of Each Tank D-44
D.2.5 Description of Feed Systems, Safety Cutoff, Bypass Systems, and Pressure Controls D-44
D.2.6 Diagram of Piping, Instrumentation, and Process Flow D-46
D.2.7 Containment and Detection of Releases D-46
D.2.7.1 Plans and Description of the Design, Construction, and Operation of the Secondary Containment System D-46
D.2.7.1.1 Requirements for External Liner: Vault, Doubled-walled Tank, or Equivalent Device D-48
D.2.7.1.2 Secondary Containment and Leak Detection Requirements for Ancillary Equipment D-49
D.2.7.2 Requirements for Tank Systems Until Secondary Containment is Implemented D-50
D.2.7.3 Variance from Secondary Containment Until the System is Implemented D-50
D.2.8 Control and Practices to Prevent Spills and Overflows D-50
D.3 Waste Pile Design D-51
D.4 Surface Impoundment Design D-51
D.5 Incinerator Design D-51
D.6 Landfill Design D-51
D.7 Land Treatment D-51
D.8 Miscellaneous Units D-52
D.9 Subpart AA Process Vents D-52
D.10 Subpart BB Equipment Leaks [40 CFR 264 Subpart BB] D-52

D.10.1 Equipment Leaks D-52
D.10.1.1 Applicability D-52
D.10.1.2 Exclusions D-53
D.10.2 Pumps in Light Liquid Service D-53
D.10.2.1 Monitoring and Inspection D-53
D.10.2.2 Conditional Exemptions D-53
D.10.3 Standards for Compressors D-53
D.10.4 Standards for Pressure Relief Devices in Gas/Vapor Service D-53
D.10.5 Standards for Sampling Connection Systems D-54
D.10.6 Standards for Open-ended Valves Or Lines D-54
D.10.7 Standards for Valves in Gas/Vapor Service or in Light Liquid Service D-54
D.10.8 Standards for Pumps and Valves in Heavy Liquid Service, Pressure Relief Devices in Light or Heavy Liquid Service, Flanges and Other Connectors D-55
D.10.9 Delay of Repair D-55
D.10.10 Standards for Closed Vent System and Control Devices D-55
D.10.11 Alternative Standards for Valves in Gas/Vapor Service or in Light Liquid Service: Percentage of Valves to Leak D-55
D.10.12 Alternative Standards for Valves in Gas/Vapor Service or in Light Liquid Service: Skip Period Leak Detection and Repair D-55
D.10.13 Test Methods and Procedure D-55
D.10.14 Record Keeping Requirements D-56
D.10.15 Reporting Requirements D-57
D.11 Subpart CC Air Emission Standards D-57
D.11.1 General Standards D-57
D.11.1.1 Exemptions D-57
D.11.1.2 Waste Determination Procedure D-58
D.11.2 Standards for Tanks D-58
D.11.3 Standards for Surface Impoundments D-59
D.11.4 Standards for Containers D-59
D.11.5 Standards for Closed-Vent Systems and Control Devices D-64
D.11.6 Reporting Requirements D-64

List of Tables

D-1. Constituents Volume Fraction Composition and Specific Gravity for Waste Fuel and Wastewater

List of Figures

D-1. Drum and Bulk Storage and Process Areas Plan

D-1A. Distance of Structures from Property Boundaries

D-2. Drum Storage and Process Area Slab and Foundation Plan

D-3. Drum Storage and Process Area Construction Specification and Details

D-4. Floor Slab Crack Evaluation Plan

D-5. Typical Wall Section for Trailer Loading Area and Solvent Recovery Containment Walls

D-6. Typical Tank Construction Diagram

D-7. Emission Control System for Tanks

List of Exhibits

D-1. Manufacturer's Technical Specifications for Ashford Formula and CreteFill Pro 85 Foundation and Joint Sealants and Protective Coating

D-2. Structural Evaluations of the Waste Bulking and Unloading Area, Solvent Recovery Area, and Equipment Storage and Decontamination Area

D-3. Foundation Bearing Capacity Certification for Tanks

D-4. Estimate of Containment Capacity of Container and Tank Storage Areas

D-5. Proposed Bulk Tank Specifications

D-6. Subpart BB Monitoring Program Manual

D-7. Tank Farm Secondary Containment Assessment

D-8. Maximum Vapor Pressure Analytical Data for Liquid and Solid Hazardous Wastes

D-9. Example Waste Shipment Receipt Inspection Form

D. PROCESS INFORMATION

The following section provides specific information on the waste management practices and processing procedures proposed for each HWMU. This information is presented in accordance with 40 CFR 264.17, 264.175, 264.176, 264.177, 264.91, 264.192, 264.198, 264.199, 270.15, and 270.16.

Inbound waste streams may come into PFSG in a liquid or solid state. These wastes may be in a container (i.e., 55-gallon drums or other DOT approved container) or in bulk. Waste received in bulk is usually in liquid state for fuel bulking. Receipt of solid waste in bulk is for transfer or consolidation with other waste materials at PFSG. Waste received in 55-gallon drums or other DOT approved containers will be managed in the Drum Storage Area 3 (HWMU 4B), the Waste Bulking and Unloading Area (which includes the new Drum Sampling and Inspection Area (HWMU 5), or Drum Storage and Process Area 2 (HWMU 6). Waste received in bulk will be managed in the Waste Bulking and Unloading Area (HWMU 5) or the Solidification and Stabilization Area (HWMU 7), where it will be subject to the same requirements that apply to containers. A waste bulk tanker or trailer will be assumed as one container.

PFSG will also reinstate hazardous waste storage in the Bulk Storage Tank Farm (HWMU 4A). The Bulk Storage Tank Farm will used to manage waste materials related to hazardous waste fuel. Hazardous waste fuel will be first processed in Drum Storage and Process Area 2 before it is transferred into storage tanks in the Bulk Storage Tank Farm. Another waste material type managed in the Bulk Storage Tank Farm is hazardous wastewater. Wastewater may result from being shipped by itself to PFSG as a characteristic or listed hazardous, or it may be a component removed from waste material processed for fuel.

D.1 CONTAINERS (40 CFR 264 Subpart I and 270.15)

The following subsections discuss material handling for drums or other DOT approved containers in the proposed drum storage areas (Drum Storage Area 3, Drum Sampling and Inspection Area, and Drum Storage and Process Area 2) and the bulk container areas (Waste Bulking and Unloading Area and Solidification and Stabilization Area).

D.1.1 WASTE BULKING AND UNLOADING AREA [INCLUDING NEW DRUM SAMPLING AND INSPECTION AREA] (HWMU 5)

D.1.1.1 DRUM SAMPLING AND INSPECTION AREA

PFSG is proposing to include a new Drum Sampling and Inspection Area (DSIA) within a subsection of the Waste Bulking and Unloading Area (WBUA). The WBUA was previously configured to accept concurrent delivery of up to three tank trailers (18,000 gallons), with additional storage space west of the tanker parking area. The new DSIA would utilize the areas not in use for tanker parking to increase the total storage within the WBUA, but still within

the total storage capacity. Based on the storage of 18,000 gallons of tanker storage in this unit, the DSIA would be able to accommodate an estimated 144 55-gallon drums, or an equivalent volume in DOT approved containers, for a total of 7,920 gallons of additional storage capacity. If the number of tankers was reduced, the total number of drums could be increased by 104 drums (5,720 gallons) per deleted 6,000-gallon tanker, to maintain the same total storage capacity within this HWMU. These containers would store solids or non-flammable liquids. The proposed area for storage is located in the western portion of the WBUA.

The DSIA will be used as the primary receiving area for inbound shipments. Containers are unloaded onto the Elevated Loading Dock and checked into the facility (see Section C of the Modification for a description). The containers will undergo fingerprinting (see the Waste Analysis Plan in Section C of the Modification for a description). Once these processes are complete, the containers will be separated according to the container process they will undergo. The containers will be transferred to the Drum Storage Areas by process. There may be some containers remaining on the DSIA that would have discrepancies that must be corrected before being added into storage. These containers will remain in the area until the discrepancy is corrected, for a maximum of thirty days.

PFSG is proposing multiple rows of double-stacked pallets in the DSIA. Each of the pallets can contain four 55-gallon drums and each row can thus contain 24 drums. When necessary, a pallet may be substituted with a larger DOT approved container, not to exceed 330 gallons.

The DSIA will be used as storage areas for containers that may require research before processing or require special processing. The material must be compatible with other inbound shipments. Most of the material in these special processing cells will fall into one of two categories: high chlorides or corrosive.

The drums will be stored in the cells described above in a fashion that will allow personnel to process first the ones that came in first. The drums, either on pallets or by themselves, will be moved using forklifts, and the appropriate spark-proof tools will be used for removing or replacing bunghole plugs or lids. The pallets holding the drums will be transferred by forklift from the DSIA to the Drum Storage and Processing Area 2.

D.1.1.2 CONTAINERS WITH FREE LIQUIDS AND/OR F020, F021, F022, F023, F026, AND F027 WASTES

Waste types F020, F021, F022, F023, F026, and F027 have not been included in PFSG's list of waste types proposed for acceptance. These waste types will not be accepted by the facility. For designating requirements for waste storage containment areas, all the wastes proposed for acceptance by PFSG has been assumed to contain free liquids.

The DSIA is east of the Bulk Storage Tank Farm. This area is within the footprint of the WBUA shown on Figure D-1. The entire area will be covered by a metal or steel roof supported by a metal structure, which will prevent rain from falling onto the floor. A loading dock that is sloped to the inside area is located at the southeast end of the south wall.

Inbound drums will be unloaded from transportation vehicles through the loading dock in the existing WBUA, and they will be transferred directly to the DSIA. A forklift will place the pallet containing the drums onto a level platform for subsequent transfer to the appropriate storage cell.

The roof covering the DSIA (and the entire waste management area) is constructed of sheet metal panels supported by steel columns. This area measures approximately 30 ft by 35 ft. The floor slab is entirely open apart from roof support columns. Pallets with drums will be stacked two layers high with a pallet between layers.

The containment system was partially removed following the 2013 fire, but full restoration is currently planned contractor bids are currently under review. PFSG anticipates that the repairs will be completed prior to receipt of a revised permit from GEPD, and before the drum storage and inspection operations commence. These repaired containment berms will be constructed to contain ten percent of the volume of the containers stored within the WBUA as required in 264.176(b)(3). The curbing will be tied into the floor slab by installing dowel bars every 12-in along the center line of the curb. The existing floor will be cleaned, and a bonding agent will be applied to ensure a tight joint between the floor and curb. In addition to the bonding agent, the curbing will be formed with a joint at its base between the curb and drum process floor. This joint will then be filled with a chemical-resistant joint sealant to provide a liquid-tight seal.

The concrete sealant coating and joint compounds proposed for this use are Ashford Formula concrete sealant and CreteFill Pro 85 joint sealant, or equally chemically resistant products. Technical information on the proposed sealants are provided in Exhibit D-1. The sealant compounds are applied in liquid form and fill the void to provide a leak-proof seal.

In addition to the proposed drum storage operations, PFSG also proposes to conduct drum packing activities in the DSIA.

D.1.1.3 BASIC DESIGN PARAMETERS, DIMENSIONS, AND MATERIALS OF CONSTRUCTION

The DSIA will be located within the footprint of the WBUA. Therefore, the construction and design described herein is that of the WBUA. Construction of the areas described in this application was completed in 1988. As a

result, the information presented below describes the characteristics of WBUA based on a combination of design drawings, field investigations, and technical evaluation.

Although the construction of the WBUA was completed at the same time and by the same contractor as the Drum Storage and Process Area 1, no specific design or construction drawings exist for this area other than Figures D-2 and D-3.

Chemical Conservation of Georgia, Inc. (CCGI), a previous owner of the PFSG property, retained a local structural engineering firm to conduct an evaluation of the WBUA floor slab and containment walls to verify that the structural design is appropriate for the intended use. The results of the May 22, 1992, evaluation and associated calculations are presented in Exhibit D-2. This report was prepared and is signed by a professional structural engineer registered in the State of Georgia.

The structural evaluation was conducted to determine if the area could be certified as a hazardous waste containment area. All calculations were based on materials testing conducted in the areas covered in the report. Materials testing for the WBUA included two core samples of the concrete slab to verify thickness and compressive strength and two soil borings (through the core holes) to determine the physical soil characteristics and bearing capacity.

Collection of the samples of the existing concrete slab and soil borings in these locations was performed by a qualified materials testing contractor under the direction of the structural engineer. The locations of the concrete slab samples and soil borings in the WBUA are shown on Figure D-4.

The evaluation of the floor slab determined that the floor slab is capable of supporting the loads from the heaviest expected loads (axle loads from the 6,000-gal trailers). The evaluation verified that the floor slab was adequate to support operation of the trailers with maximum axle loadings of 32,000 pounds. This is the loading from a standard American Association of State Highway and Transportation Officials (AASHTO) HS-20 truck, which is the largest truck loading used to design interstate highways and bridges.

The material testing of the core samples for the WBUA slab showed a slab thickness of 8-in and a compressive strength of 3,000 pounds per square inch (psi). The calculations revealed that the WBUA has adequate slab thickness, strength, and soil-bearing capacity to support the standard 32,000-pound axle load.

To perform an adequate evaluation of the walls, a portion of the wall had to be cut open to determine its properties, materials of construction, and foundation size. For this analysis, the western-most ten ft of the wall on the north side of the Equipment Storage and Decontamination Area was opened. This wall was chosen because its removal will not adversely affect the operation of any permitted portion of the facility, nor will it affect the future use of this

area. The wall was cut open by a local contractor under the direct supervision of the structural engineer. Several samples of the wall were taken for testing. The characteristics of the wall were recorded by the engineer for use in the structural evaluation contained in Exhibit D-2. A typical wall section (from page 5 of Exhibit D-2) is shown in Figure D-5. The containment wall will be restored prior to operation.

An evaluation of the containment wall's ability to withstand the force of accumulated liquid showed that the maximum height of liquid that the containment wall can withstand without failure is 34-in. This analysis was conducted using a liquid specific gravity of 1.5, which is representative of the heaviest liquids that might be managed at the facility. The 6-inch roll-over berm built across the entrance of this area creates a containment that will collect liquids inside the area, which may reach a maximum surface level as high as the height of the roll-over berm. The roll-over berm is located on a floor surface that has an elevation level of 189.87 ft above mean sea level (MSL) at its lowest point, which is the lowest elevation point in the entire containment area. Therefore, the largest depth accumulated liquids may reach along the walls inside the secondary containment area is 0.5 ft or 6-in. The walls surrounding the WBUA were found capable of withstanding horizontal forces created by a mass of liquid having a surface level of 34-in. Hence, based upon the previous structural engineer's calculations, the walls will be capable of withstanding the maximum volume of liquid the area secondary containment may collect, which reaches 0.5 ft at its deepest point along the wall.

An inspection of the trailer unloading slab for cracks and gaps was also conducted by the structural engineer in 1992. The results of this inspection are presented in Figure D-4. The structural engineer identified three cracks at the east side (entrance) area and noted that they were not related to joint control. The engineer recommended a procedure for repairing these cracks by using a chemical-resistant sealant. The condition of the sealant in the construction joints was also evaluated, and approximately 15% of the joint sealant was recommended for replacement. Due to the limited areas of failure, the cause was thought to be poor installation rather than chemical deterioration. The cracks were not identified as a structural problem and can be repaired without affecting the integrity of the containment area.

The structural analyses described above and presented in Exhibit D-2 show that the design and construction of the WBUA was adequate for its intended use upon completion of the crack and joint repair. Crack and joint repair was performed by PFSG.

In January 2014, an additional structural analysis of the building superstructure was performed by Menne & Associates following the August 2013 fire incident. The report recommended replacement of roof decking and some support purlin bracing in the affected area. A copy of the 2014 report is included in Exhibit D-2.

In February 2024, an additional structural analysis of the existing structure, foundation, and spill containment elements, was performed by Crews Engineering. The roof decking and support bracing were confirmed to be further deteriorated and the overall condition of the foundations and containment walls were confirmed to be fair. A copy of the 2024 report is included in Exhibit D-2. PFSG recently performed some roof repairs and removed hurricane-damaged roof bracing over in the WBUA. Roof repairs have been completed over the office building and additional repairs are being planned for the greater warehouse area. In addition, quotes have been solicited to perform spill containment system masonry repairs, along with crack/joint filling and restoration of epoxy coating.

The Portland cement concrete material used for construction of the floor and containment walls of the WBUA, is structurally compatible for use in the presence of the chemical compounds permitted for processing at PFSG. However, prolonged direct contact with some of the organic solvents and corrosive wastes proposed for handling at the facility may result in permeation of the concrete. Therefore, PFSG will apply a chemically resistant protective coating to the concrete floor in the WBUA prior to resumed active use and on an as-needed basis. The type of coating chosen for installation will be based on compatibility with waste types to be handled, structural properties, and installation requirements. Examples of the types of protective coating that will be used are provided in Exhibit D-1.

D.1.1.4 DESCRIPTION OF HOW DESIGN PROMOTES DRAINAGE OR HOW CONTAINERS ARE KEPT FROM CONTACT WITH STANDING LIQUIDS WITHIN THE CONTAINMENT SYSTEM

All containers stored at PFSG will be placed on standard 48-inch by 48-inch wooden pallets to keep the containers approximately 4-in above the floor. This will help prevent contact of the containers with any spilled or leaking liquids within the containment area. PFSG proposes to place drums on pallets in the DSIA to comply with requirements in 264.175(b)(2) to elevate the containers to prevent contact of accumulated liquids with containers placed in this unit.

Any liquids collected in the liquids collection sumps will be removed by means of portable pumps and flexible hoses and transferred to an appropriate container or tank. Both liquid collection sumps are blind sumps measuring 2 ft by 2 ft by 2 ft and have a capacity of 60 gallons.

Any liquids in one of the two segregated containment areas will be collected with portable pumps and flexible hoses and transferred to an appropriate container. Residual liquids remaining after pumping will be collected by means of absorbent as described in Section G.

D.1.1.5 CAPACITY OF THE CONTAINMENT SYSTEM RELATIVE TO THE NUMBER AND VOLUME OF CONTAINERS TO BE STORED

The containment system repairs are currently planned and anticipated to be restored following receipt of a revised permit from GEPD, but before the drum storage and inspection operations commence. These containment berms will be constructed to contain 10% of the volume of the containers stored within the DSIA as required in 264.176(b)(3). An example of the calculations to determine the containment capacity is provided in Exhibit D-4.

D.1.1.6 PROVISIONS FOR PREVENTING OR MANAGING RUN-ON

The roof line prevents accumulation of precipitation in the bulk storage and process areas. The extent of the roof line is shown in Figure D-1. Rainfall accumulation volumes from wind-blown precipitation are considered to be insignificant based on past experiences since 1989. The facility is protected from run-on by 3-ft, 2-inch-high containment walls and the elevated loading dock.

The bulk storage and process areas will be protected from run-on by 6-inch roll-over berm. In addition, the areas outside of the roof coverage are sloped away from the containment walls.

D.1.1.7 HOW ACCUMULATED LIQUIDS CAN BE ANALYZED AND REMOVED TO PREVENT OVERFLOW

Any liquids accumulated in the DSIA sumps will be noticed by facility staff during daily inspections or daily operations. The General Manager will be notified immediately if any liquids are seen in the sumps or any of the container storage area.

The General Manager will direct facility personnel to identify the source and volume of accumulated liquids. Based on the source of the liquid, an appropriate number and type of collection containers will be brought to the site. Facility personnel will use portable pumps, flexible hoses, absorbent, brooms, and shovels to contain and remove the liquids from the area as soon as possible. All spill response and remediation procedures described in Section G of this application will be followed.

Once the material has been collected and containerized, representative samples will be collected in accordance with the Waste Analysis Plan contained in Section C of this application. Based on the source of the material, the facility manager will direct the laboratory personnel to conduct the appropriate analysis. If the source of the spill is limited to a single waste stream, the fingerprint analysis specified for that material will be conducted (see Table C-2 of the Waste Analysis Plan). If the source of spill is multiple waste streams, analytical requirements will be determined based on the information about the list of "optional and additional parameters" listed in Tables C-3 and C-3a of the Waste Analysis Plan. The spilled material will be designated with the characteristic hazardous waste codes

indicated by the analysis results and with the listed hazardous waste codes that belong to the waste that was the source of the spill, if applicable.

If the accumulated liquids are due to wind-blown precipitation, they will be collected in the manner described above and transferred to a hazardous waste storage tank or appropriate container. This water will be transported to an off-site facility.

All containers used to collect the accumulated liquids will be labeled with standard hazardous waste labels containing all necessary information as to the type and source of the waste. The containers will be placed into a permitted container storage area and segregated from other containers until the analytical results are obtained.

When a sufficient liquid volume exists so that it can be suctioned with a pump, accumulated liquid will be pumped to containers or tanks using a portable pump and standard hoses with quick disconnect fittings.

D.1.1.8 PROCESSES CONDUCTED IN THE WASTE BULKING AND UNLOADING AREA

D.1.1.8.1 TANKER LOADING AND UNLOADING OPERATION

The WBUA will is configured to accommodate up to three bulk containers for a total of 18,000 gallons. Tankers will enter and park in this area, which will be entirely covered with a roof and provided with run-on and run-off control structures. The roof prevents rainfall from accumulating in the area, except for insignificant amounts that may be carried inside when high winds accompany the rain event. The run-off control structure provides a secondary containment capacity of 7,547 gallons, which exceeds the 6,000 gallons capacity of a tanker. The loading/unloading operations are conducted by using pumps to pump the liquids out of tanks and into the tankers, or vice versa, through carbon steel pipes and hoses. Pumps, pipes, and hoses are located inside areas provided with a secondary containment. Liquids are transferred by hard piping most of the distance that they must travel in their route to tankers or tanks. Hoses are only utilized inside the loading/unloading area because they need to connect both ends to different points between the ends of the pipes and the tanker connections. Pumps used to transfer the liquids to or from tanks are either permanently installed inside the tank farm or portable ones that are in the loading/unloading area.

Before a tanker is loaded/unloaded, a low-resistance copper conductor will be used to ground the tanker chassis to a solid electrical ground to prevent build-up of static electricity due to effects created by the liquid flow. The carbon steel pipeline connected to the tanks is also grounded to a low-resistance point. Operators must verify that the tanker has ample empty capacity for the volume planned to be transferred from the tanks before pumping begins. Empty capacity in the tanks is verified to ensure that the tank will not overspill the volume that is to be transferred from tankers. The 20,000-gallon tanks will have a piping system that allows them to overspill into other tanks and

high-level visual and audible alarms. Compatibility of wastes unloaded at PFSG is addressed by testing procedures described in the waste analysis plan (Section C). Liquid wastes to be loaded from the tanks at PFSG do not pose a compatibility problem because they are commingled in tanks before loading.

The characterization and testing procedures for liquid wastes in bulk that are either received or shipped by PFSG are described in the waste analysis plan contained in Section C of this application. Wastes that may be generated by this operation consist of spills that may occur during the liquid transfer. Any spill will be taken back to the fuel bulking process. Operators will be present during the loading/unloading operation to monitor the process and prevent over-spills.

D.1.1.8.2 WASTE BULKING PROCESS

PFSG proposes to bulk or transfer solid hazardous wastes from containers into bulk containers. This process will be conducted in the existing WBUA. The waste bulking is a batch operation where up to the equivalent of 144, 55-gallon containers at a time of non-processable compatible solids would be transferred from Drum Storage and Processing Area 2 to the WBUA. These containers will be mechanically emptied into the bulk container by use of a forklift with a drum-turning device.

Absorbent material, consisting of high-density materials, will be added to the bulk container as necessary to absorb any free liquid that may accumulate as the waste is transferred into the bulk container. This will be added in a manner that prevents flying particles. The bulk container will then be shipped to an appropriate hazardous waste facility after the bulking operation is complete and the container is filled to capacity. Bulking of waste liquids may take place in this area also, where waste will be pumped into bulk containers from tanks or small size containers.

The combined tanker loading, and solid waste bulking operation will not result in more than 18,000 gallons on any given day.

D.1.1.9 CONTAINERS WITH FREE LIQUIDS AND/OR F020, F021, F022, F023, F026, AND F027 WASTES

Waste types F020, F021, F022, F023, F026, and F027 have not been included in the facility's Part A application. These waste types will not be accepted by the facility. For designating requirements for waste storage containment areas, all the wastes proposed for acceptance by PFSG has been assumed to contain free liquids.

The WBUA is located immediately south of Drum Storage and Process Area 2 and east of the Bulk Storage Tank Farm, as shown in Figure D-1. This area is used to park trailers for unloading waste and loading bulked fuel. This area will also be used for the waste bulking process.

The WBUA consists of an 8-inch to 10-inch reinforced concrete slab surrounded on three sides by 38-inch high, 8-inch wide, reinforced, solid concrete block walls. The fourth side (east) is open to allow access to trailers. A concrete roll-over berm separates this area from the vehicle traffic area. The vehicle traffic area is sloped away from the berm to prevent rainfall run-off from entering this area. This area measures 86 ft by 47 ft and will be covered with a roof to shade the area from the sun and minimize accumulation of precipitation. A photograph of this area is presented in Exhibit A-1.

The roof covering the WBUA (and the entire waste management area) is constructed of sheet metal panels supported by steel columns. The roof will provide a 24-ft clear span above the floor slab. The roof will have sidewalls extending downward from the roof approximately 5 ft. This results in at least a 15-ft clear span between the top of the containment wall and the bottom of the sidewall on all sides of Waste Bulking and Unloading Area for ventilation. The permitted capacity for liquids in this Area was 18,000 gallons, based on three 6,000-gallon bulk containers. This permit application proposes to reinstate the operating capacity for liquids in this Waste Bulking and Unloading Area.

D.1.1.10 BASIC DESIGN PARAMETERS, DIMENSIONS, AND MATERIALS OF CONSTRUCTION

Construction of the areas described in this application was completed in 1988. As a result, the information presented below describes the characteristics of the WBUA based on a combination of design drawings, field investigations, and technical evaluation.

Although the construction of the WBUA was completed at the same time and by the same contractor as the Drum Storage and Process Area 1, no specific design or construction drawings exist for this area other than Figure D-2 and Figure D-3.

CCGI, a previous owner of the PFSG property, retained a local structural engineering firm to conduct an evaluation of the WBUA floor slab and containment walls to verify that the structural design is appropriate for the intended use. The results of the evaluation and associated calculations are presented in Exhibit D-2. This report was prepared and is signed by a professional structural engineer registered in the State of Georgia.

The structural evaluation was conducted to determine if the area could be certified as a hazardous waste containment area. All calculations are based on materials testing conducted in the areas covered in the report. Materials testing for the Waste Bulking and Unloading Area included two core samples of the concrete slab to verify thickness and compressive strength and two soil borings (through the core holes) to determine the physical soil characteristics and bearing capacity.

Collection of the samples of the existing concrete slab and soil borings in these locations was performed by a qualified materials testing contractor under the direction of the structural engineer. The locations of the concrete slab samples and soil borings in the WBUA are shown on Figure D-4.

The evaluation of the floor slab determined that the floor slab is capable of supporting the loads resulting from the heaviest expected loads (axle loads from the 6,000-gal trailers). The evaluation verified that the floor slab was adequate to support operation of the trailers with maximum axle loadings of 32,000 pounds. This is the loading from a standard AASHTO HS-20 truck, which is the largest truck loading used to design interstate highways and bridges.

The material testing of the core samples for the WBUA slab showed a slab thickness of 8-in and a compressive strength of 3,000 psi. The calculations reveal that the WBUA has adequate slab thickness, strength, and soil-bearing capacity to support the standard 32,000-pound axle load.

To perform an adequate evaluation of the walls, a portion of the wall was cut open to determine its properties, materials of construction, and foundation size. For this analysis, the western-most 10 ft of the wall on the north side of the Equipment Storage and Decontamination Area was opened. This wall was chosen because its removal will not adversely affect the operation of any permitted portion of the facility, nor will it affect the future use of this area. The wall was cut open by a local contractor under the direct supervision of the structural engineer. Several samples of the wall were taken for testing. The characteristics of the wall were recorded by the engineer for use in the structural evaluation contained in Exhibit D-2. A typical wall section (from page 5 of Exhibit D-2) is shown in Figure D-5. The containment wall will be restored prior to operation.

An evaluation of the containment wall's ability to withstand the force of accumulated liquid showed that the maximum height of liquid that the containment wall can withstand without failure is 34 in. This analysis was conducted using a liquid specific gravity of 1.5, which is representative of the heaviest liquids that might be handled at the facility. The 6-inch roll-over berm built across the entrance of this area creates a containment that will collect liquids inside the area, which may reach a maximum surface level as high as the height of the roll-over berm. The roll-over berm is located on a floor surface that has an elevation level of 189.87 ft MSL at its lowest point, which is the lowest elevation point in the entire containment area. Therefore, the largest depth accumulated liquids may reach along the walls inside the secondary containment area is 0.5 ft or 6-in. The walls surrounding the WBUA were found capable of withstanding horizontal forces created by a mass of liquid having a surface level of 34-in. Hence, the walls will be capable of withstanding the maximum volume of liquid the area secondary containment may collect, which reaches 0.5 ft at its deepest point along the wall.

An inspection of the trailer unloading slab for cracks and gaps was also conducted by the structural engineer in 1992 and again in 2024. The results of these inspections are presented in Figure D-4. Several cracks were identified in 1992 and described as random and not related to joint control. Cracks were also documented in 2024. The structural engineers recommended repairing these cracks using a chemical-resistant sealant. The condition of the sealant in the construction joints was also evaluated. No structural failures were noted to have occurred following the 2013 fire incident, but a significant portion of the joint sealant and surface coatings are planned for repair.

The structural analyses described above and presented in Exhibit D-2 show that the design and construction of the WBUA is adequate for its intended use upon completion of the crack and joint repair.

The Portland cement concrete material used for construction of the floor and containment walls of the WBUA, is structurally compatible for use in the presence of the chemical compounds permitted for processing at PFSG. However, prolonged direct contact with some of the organic solvents and corrosive wastes proposed for handling at the facility may result in permeation of the concrete. Therefore, following restoration of the sealants as noted above, PFSG will maintain the containment systems by applying a chemically resistant protective coating to the concrete floor in the WBUA on an as-needed basis. The type of coating chosen for installation will be based on compatibility with waste types to be managed, structural properties, and installation requirements. Examples of the types of protective coatings that will be used are provided in Exhibit D-1.

D.1.1.11 DESCRIPTION OF HOW DESIGN PROMOTES DRAINAGE OR HOW CONTAINERS ARE KEPT FROM CONTACT WITH STANDING LIQUIDS WITHIN THE CONTAINMENT SYSTEM

The 6,000-gallon trailers are mounted on wheeled axles and are sufficiently high enough above the ground to prevent contact with any spilled liquids.

The structural supports of the roll-off box support the roll-off box approximately 6-in above the ground to prevent contact of the container with spilled liquid.

Liquids from the containment areas will be collected with portable pumps and flexible hoses and transferred to an appropriate container. Residual liquids remaining after pumping will be collected by means of absorbent.

D.1.1.12 CAPACITY OF THE CONTAINMENT SYSTEM RELATIVE TO THE NUMBER AND VOLUME OF CONTAINERS TO BE STORED

Full restoration of containment system is planned and bids have been solicited from qualified contractors. The work may not be completed prior to receipt of a revised permit from GEPD, but will be completed before the waste

bulking and unloading operations commence. These containment berms will be constructed to contain the volume of the largest container required in 264.175(b)(3). An example of the calculations to determine the containment capacity is provided in Exhibit D-4.

D.1.1.13 PROVISIONS FOR PREVENTING OR MANAGING RUN-ON

The roof line prevents accumulation of precipitation in the bulk storage and process areas. The extent of the roof line is shown in Figure D-1. Rainfall accumulation volumes from wind-blown precipitation are considered to be insignificant based on past experiences since 1989. The facility is protected from run-on by 3-ft, 2-in high containment walls and the elevated loading dock.

The bulk storage and process areas will be protected from run-on by a 6-inch roll-over berm. In addition, the areas outside of the roof coverage are sloped away from the containment walls.

D.1.1.14 HOW ACCUMULATED LIQUIDS CAN BE ANALYZED AND REMOVED TO PREVENT OVERFLOW

Any liquids accumulated in the WBUA sumps will be noticed by facility staff during daily inspections or daily operations. The General Manager (or if absent, his/her official designee) will be notified immediately if any liquids are seen in the area.

The General Manager (or if absent, his/her official designee) will direct facility personnel to identify the source and volume of accumulated liquids. Based on the source of the liquid, an appropriate number and type of collection containers will be brought to the site. Facility personnel will use portable pumps, flexible hoses, absorbent, brooms, and shovels to contain and remove the liquids from the area as soon as possible. All spill response and remediation procedures described in Section G of this application will be followed.

Once the material has been collected and containerized, representative samples will be collected in accordance with the Waste Analysis Plan contained in Section C of this Modification. Based on the source of the material, the General Manager (or if absent, his/her official designee) will direct the laboratory personnel to conduct the appropriate analysis. If the source of the spill is limited to a single waste stream, the fingerprint analysis specified for that material will be conducted (see Table C-2 of the Waste Analysis Plan). If the source of spill is multiple waste streams, analytical requirements will be determined based on the information about the list of "optional parameters" listed in Table C-3 and Table C-3a of the Waste Analysis Plan. The spilled material will be designated with the characteristic hazardous waste codes indicated by the analysis results and with the listed hazardous waste codes that belong to the waste that was the source of the spill, if applicable.

If the accumulated liquids are due to wind-blown precipitation, they will be collected in the manner described above and transferred to a hazardous waste storage tank or appropriate container. This water will be transported to an off-site facility.

All containers used to collect the accumulated liquids will be labeled with standard hazardous waste labels containing all necessary information as to the type and source of the waste. The containers will be placed into a permitted container storage area and segregated from other containers if possible until the analytical results are obtained.

When sufficient volumes exists so that it can be suctioned with a pump, accumulated liquid will be pumped to containers or tanks using a portable pump and standard hoses with quick disconnect fittings.

D.1.2 DRUM STORAGE AND PROCESS AREA 2 (HWMU 6)

D.1.2.1 PROCESSES CONDUCTED IN THE DRUM STORAGE AND PROCESS AREA 2

Drum Storage and Process Area 2 (DSPA 2) will consist of two separate container storage areas, both previously permitted. The first container storage area well be located on the west side and labeled S-1 through S-6. The second container storage area will be located on the east side and labeled S-7 through S-15. This Modification also proposes to conduct processing of loose packs in a smaller container storage unit, labeled 'Processing Area L,' located adjacent to and north of the eastern cell. The three areas are shown on Figure D-1.

The proposed west storage area or cell contains six rows, 'S1' through 'S6'. Each row will contain up to an equivalent of five single-stacked pallets with four 55-gallon drums per pallet. For all six rows, the total is of 6,600 gallons or an equivalent of 120, 55-gallon drums.

The west storage cell will be contained on four sides. The west side of the containment will be limited by the tank farm secondary containment wall; the east and south sides will be contained by a reinforced concrete berm at least 3-in high. The north side will be contained by the wall of the solidification/ stabilization room and a roll-over berm at least 3-in high.

The west storage cell contains three cell rows, 'S1' through 'S3', that are on the north side of Cell 'S'. Rows 'S4' through 'S6' are on the south side of the Cell 'S'. These cell rows run perpendicular to the western secondary containment wall. The two groups of cells are separated from one another by roof pylon. Cell rows 'S1' through 'S3' are separated from each other, the northern containment wall, and the roof pylon by at least 2 ft. Cell rows 'S4' through 'S6' are separated from each other, the southern containment berm, and the roof pylon by at least 2 ft. Containers stored in the cell rows will be compatible with all other containers, which is confirmed by the Waste

Analysis Plan described in Section C of this Permit application. The secondary containment provided for this permitted area is greater than 10% of the storage capacity of the storage area.

The proposed east storage cell contains nine rows, rows 'S7' through 'S15'. Five rows will contain up to an equivalent of 18 single-stacked pallets with 4, 55-gallon drums per pallet. Four rows will contain up to an equivalent of 16 single-stacked pallets with 4, 55-gallon drums per pallet. For all nine rows, the total is 33,880 gallons or the equivalent of 616, 55-gallon drums. East cell rows 'S7' through 'S15' will be separated from each other and the 6-inch berm by at least 2 ft. Containers stored in the east cell rows will be compatible with the other containers, as confirmed by the Waste Analysis Plan described in Section C of this permit.

DSPA 2 is located adjacent to the eastern side of Drum Storage Area 3. DSPA 2 is contained by the existing secondary containment wall on the east and south sides, a 6-inch-high rollover berm and containment wall on the north side, and a 5-inch-high rollover berm and containment wall on the western side. The secondary containment provided by the existing secondary containment wall, the 6-inch-high concrete berm, and the 5-inch-high rollover berm is greater than 10% of the storage capacity of the drum storage and process area.

The smaller drum storage and process area will be designated Cell "L" (Processing Area "L") as depicted on Figure D-1. Cell "L" is proposed to be used as a loose pack processing area with storage for the equivalent of two single-stacked pallets with four drums per pallet, holding 440 gallons or the equivalent of eight, 55-gallon drums. Cell 'L' is in the northeast end of Drum Storage and Process Area 2. Cell rows in Cell 'L' run parallel to the eastern containment wall.

D.1.2.2 FUEL BULKING PROCESS

Fuel processing will be managed in DSPA 2. Containers of compatible flammable and ignitable waste are combined into a composite liquid fuel and transported to various facilities permitted to burn the blended fuel.

Non-blendable wastes may be compacted to reduce the number of drums or consolidated in larger bulk containers. The volume of waste generated will vary based on the concentrations of inert solids in the waste.

D.1.2.3 CONTAINER CONSOLIDATION PROCESS

Container consolidation is proposed to be conducted in DSPA 2. This process will take place only in waste containers and has no internal storage capacity.

Drums containing both liquids and non-processible solids will be consolidated by first pumping off the liquid portion of the waste at the drum pumping station. The partially full containers of non-processible solids will then

be transferred to a clear area of DSPA 2 where they will be opened and consolidated into the fewest possible number of full containers. Material transfer will be conducted using a combination of a forklift with a drum-turning device and manual tools. After consolidation is completed, the drums will be placed in storage until shipment to an off-site facility can be arranged. It is anticipated that a two-man crew can consolidate the equivalent of 2,750 gallons of waste (50, 55-gallon drums) in an 8-hour shift.

D.1.2.4 LOOSE PACK CONSOLIDATION

Loose Pack consolidation is proposed to be conducted in the Cell "L" portion of DSPA 2. This process takes place in waste containers and has no internal storage capacity.

Containers will enter the facility that have smaller containers inside of them (an outer container, and inner container, respectively). The outer container will be inspected during the Check-In process, and it will be noted on the container that it has inner containers. Employees will then move the materials into Cell "L" in DSPA 2 to consolidate the loose packs. The inner containers will be removed and reviewed for contents and compatibility checked before being consolidated. The compatibility check will be taking a sample of the consolidation container and adding a sample from each inner container and watching for any adverse reaction before consolidating. An adverse reaction would be excessive heat, smoke, and/or flames. Those inner containers having an adverse reaction are kept separate and put into another container without pouring the contents out. After checking the compatibility, the inner container is poured out into the consolidation container. Solids and residue will be removed from the inner container. The empty inner containers will be disposed of in a proper manner.

After the consolidation container is filled, it is properly labeled, sampled, and placed into proper storage. The sample from the consolidation drum is taken to the lab for analysis. The consolidation drum is assigned a consolidation number and the loose pack is shown going into the consolidation drum or drums. It is anticipated that one person can consolidate the equivalent of 2,200 gallons of loose packs in one shift; or one man/woman can consolidate 40 loose pack 55-gallon drums in a shift. Typically, there will be two men/women working on loose pack consolidation.

D.1.2.5 CONTAINERS WITH FREE LIQUIDS AND/OR F020, F021, F022, F023, F026, AND F027 WASTES

Waste types F020, F021, F022, F023, F026, and F027 have not been included in PFSG's Part A application for acceptance. These waste types will not be accepted by the facility. For designating requirements for waste storage containment areas, all the wastes proposed for acceptance by PFSG has been assumed to contain free liquids.

The DSPA 2 is located immediately north of the WBUA and east of the Drum Storage Area 3. Previously, the container storage area had been permitted for 6,600 gallons or the equivalent of 120, 55-gallon drums. It is located immediately east of Drum Storage Area 3. This Modification proposes to add a second container storage area and to process loose packs in this area. This Modification proposes that the area be permitted for 40,920 gallons or the equivalent of 744, 55-gallon drums.

DSPA 2 consists of an 8-inch to 10-inch thick reinforced concrete slab (consisting of two slabs) surrounded on three sides (east, west, and south) by a 38-inch high, 8-inch wide reinforced solid concrete block wall. The fourth side (north) is open to forklifts and maintenance vehicles. The vehicle traffic area is sloped away from DSPA 2 to prevent the rainfall run-off from entering DSPA 2. DSPA 2 measures approximately 80 ft by 85 ft and will be covered by a roof to shade the area and minimize the accumulation of precipitation. Photographs of the Area are provided in Exhibit A-1.

The container storage area 'S1' through 'S6'is in the northwest corner of the DSPA 2 (Figure D-1). This area is approximately 49 ft by 24.42 ft (or 1,197 square ft [ft^2]) and is separated from the rest of the area by at least a 3-inch high concrete berm and a 3-inch high rollover berm.

Cell rows S1 through S6 are contained in a segregated containment area isolated from the remainder of the DSPA 2 by concrete curbs. These areas are designed to prevent spilled liquids from escaping the aisle containment area and potentially coming into contact with other incompatible liquids.

D.1.2.6 BASIC DESIGN PARAMETERS, DIMENSIONS, AND MATERIALS OF CONSTRUCTION

Construction of the areas described in this application was completed in 1988. As a result, the information presented below describes the characteristics of the DSPA 2 based on a combination of design drawings, field investigations, and technical evaluation.

Although the construction of the DSPA 2 was completed at the same time and by the same contractor as the Drum Storage and Process Area, no specific design or construction drawings exist for this area other than Figure D-2 and Figure D-3 discussed.

CCGIS, a previous owner of the PFSG property, retained a local structural engineering firm to conduct an evaluation of the DSPA 2 floor slab and containment walls to verify that the structural design is appropriate for the proposed use. Additional structural engineering reviews were performed in 2014 and 2024. The results of these evaluations

and associated calculations are presented in Exhibit D-2. The reports were prepared and signed by professional structural engineers registered in the State of Georgia.

The structural evaluations were conducted to determine if the area could be certified as a hazardous waste storage area. All calculations were based on materials testing conducted in the areas covered in the report. Materials testing for the DSPA 2 included four core samples of the concrete slab to verify thickness and compressive strength and two soil borings (through the core holes) to determine the physical soil characteristics and bearing capacity.

Collection of the samples of the existing concrete slab and soil borings in these locations were performed by a qualified materials testing contractor under the direction of the structural engineer. The locations of the concrete slab samples and soil borings in the DSPA 2 are shown on Figure D-4.

The evaluation of the floor slab determined that the floor slab is capable of supporting a 25,000-lbs load, with a wheel spacing of six ft. In the southeast corner of the DSPA 2, the maximum supportable load is 23,000 lbs. This reduced loading was attributed to poor sub-base material in this area. The concrete slab has sufficient thickness, strength, and soil-bearing capacity to support vehicle loads resulting from normal facility operation.

The material testing of the core samples for the DSPA 2 slab showed that there are two separate slabs separated by a synthetic fabric and bonding agent. Based on the core samples, it appears that an existing slab of approximately 4- to 5-in in thickness was overlain with a synthetic liner and second concrete slab with a thickness of approximately 4- to 5-in, for a combined thickness of 8- to 10-in.

To perform an adequate evaluation of the walls, a portion of the wall had to be cut open to determine its properties, materials of construction, and foundation size. For this analysis, the western-most 10 ft of the wall on the north side of the Equipment Storage and Decontamination Area was opened. This wall was chosen because its removal will not adversely affect the operation of any permitted portion of the facility nor will it affect the future use of this area. The wall was opened by a local contractor under the direct supervision of the structural engineer. Several samples of the wall were taken for testing. The characteristics of the wall were recorded by the engineer for use in the structural evaluation contained in Exhibit D-2. A typical wall section, (from page 5 of Exhibit D-2) is shown in Figure D-5. The wall will be restored prior to operation.

An evaluation of the containment wall's ability to withstand the force of accumulated liquid showed that the maximum height of liquid that the containment wall can withstand without failure is 34 in. This analysis was conducted using a liquid specific gravity of 1.5, which is representative of the heaviest liquids that might be handled at the facility. Based on the height of the roll-over containment curb, the maximum height of liquid in the DSPA 2 container storage area will not exceed 6 in.

A previous inspection of the DSPA 2 slab for cracks and gaps was also conducted by the structural engineer. The results of this inspection are presented in Figure D-4. Three cracks in the northwestern quadrant existed at the previously permitted container storage area. These cracks were significant in nature and required cleaning and sealing. One of the cracks was determined to be a full-depth crack, based on a core sample of the concrete slab taken in this area. The structural engineer had recommended a procedure for repairing these cracks using a chemical-resistant sealant (See Exhibit D-1). Due to the limited areas of failure, the cause was thought to be poor installation rather than chemical deterioration.

The cracks were not identified as a structural problem affecting the ability of the slab to support the equipment loads in this area and can be repaired without affecting the integrity of the containment area. The cracks and joints were repaired per the recommendations of the structural engineer.

Following the 2013 fire incident, additional structural assessments were completed in 2014 and 2024. The updated assessments confirmed that the fire had caused thermal deterioration of the joint sealants and surface coatings in the DSPA 2 that would require replacement restoration.

The structural analyses described above are presented in Exhibit D-2. These analyses indicated that subject to restoration of the joint and surface coating repairs, the design and construction of the DSPA 2 is adequate for its intended use.

The Portland cement concrete materials for construction of the floor and containment walls of the Drum Storage and Process Area 2 are structurally compatible for use in the presence of the chemical compounds at PFSG. However, prolonged direct contact with some of the organic solvents and corrosive wastes proposed for handling at the facility may result in permeation of the concrete. PFSG will apply a chemically resistant protective coating to the concrete floor in the DSPA 2 on an as-needed basis to maintain the surfaces. The type of coating chosen for installation will be based on compatibility with waste types to be handled, structural properties, and installation requirements. Examples of the types of protective coatings that will be installed are provided in Exhibit D-1.

D.1.2.7 DESCRIPTION OF HOW DESIGN PROMOTES DRAINAGE OR HOW CONTAINERS ARE KEPT FROM CONTACT WITH STANDING LIQUIDS WITHIN THE CONTAINMENT SYSTEM

Generally, containers stored at the DSPA 2 are placed on standard 48-in by 48-in wooden pallets to keep the containers approximately 4 in above the floor. Larger containers, such as totes, are usually equipped with a structure

that elevates the tote bottom from the floor. This will help prevent contact of the containers with any spilled or leaking liquids within the containment area.

Liquids from the containment areas will be collected with portable pumps and flexible hoses and transferred to an appropriate container. Residual liquids remaining after pumping will be collected by means of absorbent.

D.1.2.8 CAPACITY OF THE CONTAINMENT SYSTEM RELATIVE TO THE NUMBER AND VOLUME OF CONTAINERS TO BE STORED

PFSG is actively engaged in bidding qualified contractors to implement repairs to the containment systems at this facility. It is anticipated that the work will be finalized after receipt of a revised permit from GEPD, but before the drum storage and processing operations commence. These containment berms will be constructed to contain the volume of the largest container required in 264.175(b)(3). An example of the calculations to determine the containment capacity is provided in Exhibit D-4.

D.1.2.9 PROVISIONS FOR PREVENTING OR MANAGING RUN-ON

The entire facility is covered by a roof to prevent accumulation of precipitation inside hazardous waste container storage and processing areas. Rainfall accumulation volumes from wind-blown precipitation are considered to be insignificant based on past experiences since 1989.

D.1.2.10 HOW ACCUMULATED LIQUIDS CAN BE ANALYZED AND REMOVED TO PREVENT OVERFLOW

Any liquids accumulated in the DSPA 2 will be noticed by facility staff during daily inspections or operations. The General Manager (or if absent, his/her official designee) will be notified immediately if any liquids are seen in the area.

The General Manager (or if absent, his/her official designee) will direct facility personnel to identify the source and volume of accumulated liquids. Based on the source of the liquid, an appropriate number and type of collection containers will be brought to the site. Facility personnel will use portable pumps, flexible hoses, absorbent, brooms, and shovels to contain and remove the liquids from the area as soon as possible. All spill response and remediation procedures described in Section G of this application will be followed.

Once the material has been collected and containerized, representative samples will be collected in accordance with the waste analysis plan contained in Section C of this application. Based on the source of the material, the General Manager (or if absent, his/her official designee) will direct the laboratory personnel to conduct the appropriate analysis. If the source of the spill is limited to a single waste stream, the fingerprint analysis specified for that

material will be conducted (see Table C-2 of the Waste Analysis Plan). If the source of spill is multiple waste streams, analytical requirements will be determined based on the information about the list of "optional and additional parameters" listed in Tables C-3 and C-3a of the waste analysis plan (Section C).

If the accumulated liquids are due to wind-blown precipitation, they will be collected in the manner described above and transferred to a hazardous waste storage tank or appropriate container.

All containers used to collect the accumulated liquids will be labeled with standard hazardous waste labels containing all necessary information as to the type and source of the waste. The containers will be placed into a permitted container storage area and segregated from other containers if possible until the analytical results are obtained.

The liquid contents of these containers will be placed in on-site hazardous waste storage tanks or containers.

D.1.3 DRUM STORAGE AREA 3 (HWMU 4B)

D.1.3.1 PROCESSES CONDUCTED IN THE DRUM STORAGE AREA

Drum Storage Area 3 (DSA 3) is proposed to be a container storage unit. No processes will be conducted in this area other than the storage of drums.

The DSA 3 is located immediately north of the Bulk Storage Tank Farm, within the tank farm’s footprint. This Modification seeks to add a total of 45,760 gallons of storage capacity or the equivalent of 832, 55-gallon drums in this area.

Containers stored in this area will be compatible with all other containers which will be confirmed by the Waste Analysis Plan described in Section C of this Permit.

D.1.3.2 CONTAINERS WITH FREE LIQUIDS AND/OR F020, F021, F022, F023, F026, AND F027 WASTES

Waste types F020, F021, F022, F023, F026, and F027 have not been included in PFSG's Part A application. These waste types will not be accepted by the facility. For designating requirements for waste storage containment areas, all the wastes proposed for acceptance by PFSG has been assumed to contain free liquids.

D.1.3.3 BASIC DESIGN PARAMETERS, DIMENSIONS, AND MATERIALS OF CONSTRUCTION

The total area of DSA 3 is approximately 4,560 square ft within the containment walls (See calculations in Exhibit D-4). Figure D-1 illustrates the storage plan.

The storage area or cell will be designated 'N.' Cell 'N' will have thirteen rows of varying depth and will be designated 'N1" through 'N13'.

- N1 through N8 will each contain the equivalent of 10 double-stacked pallets with four, 55-gallon drums per pallet.
- N9 will contain the equivalent of 8 double-stacked pallets with four, 55-gallon drums per pallet.
- N10 through N13 will each contain the equivalent of four double-stacked pallets with four, 55-gallon drums per pallet.

This container arrangement would hold a total of 45,760 gallons or the equivalent of 832, 55-gallon drums.

DSA 3 will be contained on four sides with the Bulk Storage Tank Farm's secondary wall. The western quarter of the northern wall will be limited by a 6-inch-high roll-over berm. The secondary containment described above will be greater than 10% of the storage capacity of the storage area. For transfer of containers in and out of the proposed DSA 3, a transfer platform will be installed on the east containment wall of this area for transferring drum pallets using dedicated forklifts in this area and in the DSPA 2.

The floor consists of an 8-inch to 10-inch-thick reinforced concrete slab. The 6-inch-high berm found in the western quarter of the northern wall will be replaced by a 38-inch-high wall. The entire DSA 3 is covered by a roof to shade the area and minimize the accumulation of precipitation. The slab will be designed to slope to the southeast corner of the DSA 3 to a liquids collection sump.

The floor is tied into the existing walls and sealed. The existing floor will be cleaned, and a bonding agent will be applied to ensure a tight joint between the sub-floor and the new floor. All joints will be filled with a chemical-resistant joint sealant to provide a liquid-tight seal.

The joint compound proposed for this use is CreteFill Pro 85 Joint Sealant, or an equally chemically resistant product. Technical information on the proposed joint sealant is provided in Exhibit D-1. The joint sealant compound is applied in liquid form and expands slightly as it solidifies to provide a leak proof seal. The sealant has a low internal stress to minimize the possibility of adhesion failure and spalling of joint edge.

However, prolonged direct contact with some of the organic solvents and corrosive wastes proposed for handling at the facility may result in permeation of the concrete. Therefore, PFSG proposes to apply a chemically resistant protective coating (Ashford Formula or similar) to the concrete floor in the DSA 3. The type of coating chosen for installation will be based on compatibility with waste types to be handled, structural properties, and installation requirements. Examples of the types of protective coatings that will be installed are provided in Exhibit D-1.

D.1.3.4 DESCRIPTION OF HOW DESIGN PROMOTES DRAINAGE OR HOW CONTAINERS ARE KEPT FROM CONTACT WITH STANDING LIQUIDS WITHIN THE CONTAINMENT SYSTEM

Generally, containers stored at PFSG will be placed on standard 48-in by 48-in wooden pallets to keep the containers approximately 4-in above the floor. Larger containers, such as totes, are usually equipped with a structure that elevates the tote bottom from the floor. This will help prevent contact of the containers with any spilled or leaking liquids within the containment area.

The floor slab will be sloped toward a liquid collection sump in the southeast corner of the DSA 3. The slope of the floor will be approximately 6% to 8%. Wind-blown precipitation or spilled liquids in the DSA 3 will flow to the southeastern corner of the containment area.

Liquids collected in the liquids collection sump will be removed by means of portable pumps and flexible hoses and transferred to an appropriate container or tank.
Liquids from the containment areas will be collected with portable pumps and flexible hoses and transferred to an appropriate container. Residual liquids remaining after pumping will be collected by means of absorbent.

D.1.3.5 CAPACITY OF THE CONTAINMENT SYSTEM RELATIVE TO THE NUMBER AND VOLUME OF CONTAINERS TO BE STORED

The containment system will be installed after receipt of a revised permit from GEPD, but before the drum storage operations commence. These containment berms will be constructed to contain 10% of the volume of the containers stored within the DSA 3 as required in 264.175(b)(3). An example of the calculations to determine the containment capacity is provided in Exhibit D-4.

D.1.3.6 PROVISIONS FOR PREVENTING OR MANAGING RUN-ON

DSA 3 will be covered by a roof to prevent accumulation of precipitation. Rainfall accumulation volumes from wind-blown precipitation are insignificant based on past experiences since 1989.

D.1.3.7 HOW ACCUMULATED LIQUIDS CAN BE ANALYZED AND REMOVED TO PREVENT OVERFLOW

Any liquids accumulated in DSA 3 will be noticed by facility staff during daily inspections or operations. The General Manager (or if absent, his/her official designee) will be notified immediately if any liquids are seen in the area.

The General Manager (or if absent, his/her official designee) will direct facility personnel to identify the source and volume of accumulated liquids. Based on the source of the liquid, an appropriate number and type of collection containers will be brought to the site. Facility personnel will use portable pumps, flexible hoses, absorbent, brooms, and shovels to contain and remove the liquids from the area as soon as possible. All spill response and remediation procedures described in Section G of this application will be followed.

Once the material has been collected and containerized, representative samples will be collected in accordance with the waste analysis plan contained in Section C of this application. Based on the source of the material, the General Manager (or if absent, his/her official designee) will direct the laboratory personnel to conduct the appropriate analysis. If the source of the spill is limited to a single waste stream, the fingerprint analysis specified for that material will be conducted (see Table C-2 of the Waste Analysis Plan). If the source of spill is multiple waste streams, analytical requirements will be determined based on the information about the list of "optional parameters" listed in Table C-3 and Table C-3a of the waste analysis plan. The spilled material will be designated with the characteristic hazardous waste codes indicated by the analysis results and with the listed hazardous waste codes that belong to the waste that was the source of the spill, if applicable.

If the accumulated liquids are due to wind-blown precipitation, they will be collected in the manner described above and transferred to a hazardous waste storage tank or appropriate container.

Containers used to collect the accumulated liquids will be labeled with standard hazardous waste labels containing all necessary information as to the type and source of the waste. The containers will be placed into a permitted container storage area, segregated from other containers if possible until the analytical results are obtained.

When sufficient volumes exist, the accumulated liquids will be pumped to bigger containers or tanks using a portable pump and standard hoses with quick disconnect fittings.

Figure D-2 and Figure D-3 are the slab and foundation plan and construction details for the Drum Storage and Process Area 1. DSA 3's floor was constructed in accordance with the general specification details in these plans.

D.1.4 SOLIDIFICATION AND STABILIZATION AREA (HWMU 7)

The Solidification and Stabilization Area (SSA) is located north of DSA 3 (Figure D-1) and includes an adjacent roofed area for loading and unloading of supplies. Two processes are proposed for this area: solidification of liquid wastes and stabilization of wastes with leachable hazardous constituents. This Modification proposes to store and/or treat a total of 20,196 gallons or the equivalent of approximately 367, 55-gallon drums in the SSA. Containers stored in this area will be compatible with all other containers which will be confirmed by the Waste Analysis Plan described in Section C of this Permit.

D.1.4.1 PROCESSES CONDUCTED IN THE SOLIDIFICATION AND STABILIZATION AREA

D.1.4.1.1 SOLIDIFICATION AND STABILIZATION OPERATION

Solidification of liquids and stabilization will take place in the SSA. The roof prevents rainfall from accumulating in the area, except for small amounts that may be carried inside when strong winds accompany the rain event. Up to five 20-cubic yard roll-off containers will be staged in the area just north of the SSA. A 6-in roll over berm lies along the east boundary in conjunction with containment walls around the remaining sides to provide a secondary containment capacity that exceeds 6,000 gallons, which is the capacity of a tanker. The unloading operations will be carried out by using gravity or pumps to force the liquids out of tankers and into the solidification area through carbon steel pipes and hoses. Pumps, pipes, and hoses will be located inside areas provided with a secondary containment. Pumps utilized will be portable, diaphragm-type, and driven by air pressure supplied by hoses. Before a tanker is unloaded, a low-resistance copper conductor will be used to ground the tanker chassis to a solid electrical ground to prevent build-up of static electricity due to effects created by the liquid flow.

Wastes solidified or stabilized at PFSG will be either listed hazardous wastewaters or materials with leachable hazardous constituents. The characterization and testing procedures for liquid wastes in bulk that are either received or shipped by PFSG are described in the waste analysis plan contained in Section C of this application. Wastes that may be generated by this operation consist of spills that may occur during the liquid transfer. These will be taken back to the solidification process or a stabilization container, depending on the nature of the waste being transferred. Operators will be present during the loading/unloading operation to monitor the process and prevent over-spills.

D.1.4.1.2 SOLIDIFICATION PROCESS

PFSG proposes to solidify up to 9,400 gallons of liquid hazardous wastes per day from containers into roll-off containers. The solidification is a batch operation where up to 3,000 gallons at a time of non-processible compatible liquids would be placed in a roll-off container provided with a compatible liner in the SSA mixed with a solidification agent, and free liquids solidified. Mixing will be accomplished using a front-end loader or a backhoe. The Paint Filter Liquids Test will be performed on every solidified batch to verify the absence of free liquids. The

roll-off container will then be shipped to an appropriate hazardous waste or non-hazardous waste facility after the solidification operation is complete and the container is filled to capacity.

The solidification process will use cement kiln dust, flue dust, fly ash, or other material as a solidification agent.

D.1.4.1.3 STABILIZATION PROCESS

PFSG proposes to stabilize up to 10,500 gallons per day of materials that contain leachable hazardous constituents. This material will be transferred from containers into roll-off containers. This process will be conducted in a roll-off container located in the solidification/stabilization processing area. Stabilization is a batch operation where up to 3,030 gallons at a time (15 cubic yards [CY]) of material with leachable hazardous constituents would be mixed with a stabilization agent to reduce the leachability of the hazardous constituents. This mixing would take place in a 20-cubic yard roll-off container located in the proposed SSA. A backhoe will be used for mixing the stabilization agent with the material to be stabilized.

D.1.4.2 CONTAINERS WITH FREE LIQUIDS AND / OR F020, F022, F023, F026, AND F027 WASTES

Waste types F020, F021, F022, F023, F026, and F027 have not been included in PFSG's Part A application. These waste types will not be accepted by the facility.

The SSA is located immediately north of the DSA 3 and south of the office and warehouse building, as shown in Figure D-1.

The SSA consists of an 8-in to 10-in reinforced concrete slab bounded to the south by a 38-in high, 8-in wide, reinforced, solid concrete block wall, and to the north by the warehouse and office building. A 6-in high concrete roll-over berm will be provided at the east side of the area where up to 20,196 gallons of waste will be stored, as indicated in Figure D-1. Solid concrete containment walls will be constructed around the north, west and the exposed portion of the south side. This storage area measures approximately 25 ft by 50 ft and will be covered with a roof to shade the area from the sun and minimize accumulation of precipitation.

The roof covering the SSA will be constructed of sheet metal panels supported by steel columns. The roof will provide a 24-ft clear span above the floor slab. The roof will have sidewalls extending downward from the roof approximately 5 ft. This will result in a 15-ft clear span between the top of the containment wall and the bottom of the sidewall on all sides of SSA for ventilation. The proposed daily operating capacity for this Area is 20,196 gallons.

D.1.4.3 BASIC DESIGN PARAMETERS, DIMENSIONS, AND MATERIALS OF CONSTRUCTION

Construction of the areas described in this application was completed in 1988. As a result, the information presented below describes the characteristics of the SSA based on a combination of design drawings, field investigations, and technical evaluation.

Although the construction of the SSA was completed at the same time and by the same contractor as the Drum Storage and Process Area, no specific design or construction drawings exist for this area other than Figure D-2 and Figure D-3.

The 6-in berms are tied into the existing walls and sealed. Remaining sections of the existing floor will be cleaned, and a bonding agent will be applied to ensure a tight joint between the existing floor and the berm. All joints will be filled with a chemical-resistant joint sealant to provide a liquid-tight seal.

The joint compound proposed for this use is CreteFill Pro 85 Joint Sealant, or an equally chemically resistant product. Technical information on the proposed joint sealant is provided in Exhibit D-1. The joint sealant compound used is applied in liquid form and expands slightly as it solidifies to provide a leak proof seal. The sealant has a low internal stress to minimize the possibility of adhesion failure and spalling of joint edge.

To perform an adequate evaluation of the walls, a portion of the wall had to be opened up to determine its properties, materials of construction, and foundation size. For this analysis, the western-most 10 ft of the wall on the north side of the SSA was opened. The wall was opened by a local contractor under the direct supervision of the structural engineer. Several samples of the wall were taken for testing. The characteristics of the wall was recorded by the engineer for use in the structural evaluation contained in Exhibit D-2. A typical wall section (from page 5 of Exhibit D-2) is shown in Figure D-5.

An evaluation of the proposed solidification area containment wall's ability to withstand the force of accumulated liquid showed that the maximum height of liquid that the containment wall can withstand without failure is 2 ft, 10-in. This analysis was conducted using a liquid specific gravity of 1.5, which is representative of the heaviest liquids that might be handled at the facility. The maximum liquid height inside the solidification/stabilization processing area can be 1 ft at the east end. The maximum height in the containment area for wastes will be 6-in, which is the height of the rollover berm. Hence, the walls will be capable of withstanding the maximum volume of liquid that the secondary containment may collect.

Portland cement concrete was used for construction of the floor and containment walls of the SSA. Portland cement is compatible for use in the presence of the chemical compounds proposed for processing at PFSG. PFSG proposes

to apply a chemically resistant protective coating to the concrete floor in the SSA. The type of coating chosen for installation will be based on compatibility with waste types to be handled, structural properties, and installation requirements. An example of the type of protective coating that will be installed is provided in Exhibit D-1. The coating will be installed before using this area for solidification/stabilization.

D.1.4.4 DESCRIPTION OF HOW DESIGN PROMOTES DRAINAGE OR HOW CONTAINERS ARE KEPT FROM CONTACT WITH STANDING LIQUIDS WITHIN THE CONTAINMENT SYSTEM

The structural supports of the roll-off box will elevate the roll-off box approximately 6-in above the ground to prevent contact of the container with spilled liquid.

Liquids from the containment areas will be collected with portable pumps and flexible hoses and transferred to an appropriate container. Residual liquids remaining after pumping will be collected by means of absorbent.

Because of the sloping of the outside area, no other liquids from the outside are expected in the SSA.

D.1.4.5 CAPACITY OF THE CONTAINMENT SYSTEM RELATIVE TO THE NUMBER AND VOLUME OF CONTAINERS TO BE STORED

The containment system will be installed after receipt of a revised permit from GEPD, but before the stabilization and solidification operations commence. These containment berms will be constructed to contain 10% of the volume of the containers stored within the SSA as required in 264.175(b)(3). An example of the calculations to determine the containment capacity is provided in Exhibit D-4.

D.1.4.6 PROVISIONS FOR PREVENTING OR MANAGING RUN-ON

The entire area will be covered by a roof to prevent accumulation of precipitation. Rainfall accumulation volumes from wind-blown precipitation are considered to be insignificant based on past experiences since 1989.

D.1.4.7 HOW ACCUMULATED LIQUIDS CAN BE ANALYZED AND REMOVED TO PREVENT OVERFLOW

Any liquids that accumulate in the Stabilization and Stabilization Area will be noticed by facility staff during daily inspections or daily operations. The General Manager (or if absent, his/her official designee) will be notified immediately if any liquids are seen in the area.

The General Manager (or if absent, his/her official designee) will direct facility personnel to identify the source and volume of accumulated liquids. Based on the source of the liquid, an appropriate number and type of collection containers will be brought to the site. Facility personnel will use portable pumps, flexible hoses, absorbent, brooms, and shovels to contain and remove the liquids from the area as soon as possible. All spill response and remediation procedures described in Section G of this application will be followed.

Once the material has been collected and containerized, representative samples will be collected in accordance with the Waste Analysis Plan contained in Section C of this application. Based on the source of the material, the General Manager (or if absent, his/her official designee) will direct the laboratory personnel to conduct the appropriate analysis. If the source of the spill is limited to a single waste stream, the fingerprint analysis specified for that material will be conducted (see Table C-2 of the Waste Analysis Plan). If the source of spill is multiple waste streams, analytical requirements will be determined based on the information about the list of "optional parameters" listed in Table C-3 and Table C-3a of the Waste Analysis Plan. The spilled material will be designated with the characteristic hazardous waste codes indicated by the analysis results and with the listed hazardous waste codes that belong to the waste that was the source of the spill, if applicable.

If the accumulated liquids are due to wind-blown precipitation, they will be collected in the manner described above and transferred to a hazardous waste storage tank or appropriate container.

All containers used to collect the accumulated liquids will be labeled with standard hazardous waste labels containing all necessary information as to the type and source of the waste. The containers will be placed into a permitted container storage area, segregated from other containers, if possible, until the analytical results are obtained.

When sufficient volumes exist, accumulated liquid will be pumped to larger containers or tanks using a portable pump and standard hoses with quick disconnect fittings.

D.1.5 ALL CONTAINER STORAGE AREAS

This section is applicable to all of the container storage areas located at the facility. This includes drums or other DOT approved containers (DSA 3, DSIA, and DSPA 2) and bulk containers (Waste Bulking and Unloading Area and SSA).

D.1.5.1 CONTAINERS WITHOUT FREE LIQUIDS OR F020, F021, F022, F023, F026, AND F027 WASTES

The PFSG facility will not accept waste types F020, F021, F023, F026, or F027. For designating requirements for waste storage containment areas, all the wastes proposed for acceptance by PFSG has been assumed to contain free liquids.

D.1.5.2 CONTAINER MANAGEMENT PRACTICES

All waste received or generated is stored in various DOT-approved containers (most commonly 55-gallon steel drums), except for drums damaged upon receipt. Damaged drums are placed in 85-gallon overpack drums. The drums are typically constructed of 18 to 26-gauge steel and meet all applicable DOT specifications. Although not intended to be all inclusive, the following lists the typical DOT specifications for the types of containers accepted at PFSG:

Metal Drum 5, 5A, 5B, 5C, 5M, 17E, 17H, 37P
Poly Drum 34
Portable Tank 51, 57
Tankers MC300, MC301, MC302, MC303, MC304,
.....MC305, MC306, MC307, MC330, MC331
Fiber Drum 21P
Fiber Box 12B, 12A

In addition to the containers listed above, PFSG proposes to use roll-off boxes up to 40 cubic yards in size in the waste bulking process.

The following information describes the drum receiving and handling procedures.

Drums and bulk containers will be received at the loading dock located on the southeast corner of the Waste Bulking and Unloading Area. Upon receipt, PFSG personnel will check the driver's manifests to confirm destination, number of containers, pick up dates, and authorized signature.

Each trailer making a container delivery is given a Load Number. Each Load Number has all the manifests on the trailer referenced to it. The manifests are given Document Numbers and the containers on the manifests are given Drum Numbers. The computerized waste tracking system assigns the Load Number, Document Number, and Drum Number.

Each container is inspected as it is off-loaded. Containers are checked to verify that they are not severely damaged, leaking, or have waste spilled on the exterior.

Drum Numbers are matched to containers by matching the generator name, approval number, manifest number, and waste codes to the Drum Check-In Sheets. The Drum Number is attached to the container on a Check-In Label. The Drum Number is used to track the container through the facility on the computerized waste tracking system.

PFSG personnel checking the containers mark each container with the Load Number and a Drum number. This marking is used to identify the container if the other labels are removed or fall off while in storage. The containers are then sampled and tested per the Waste Analysis Plan (Section C).

Drums accepted by the facility are either open-top or closed-head drums. Most of the drums accepted at PFSG have a 2.5-in threaded opening from which liquid samples can be obtained. Those drums without threaded openings require the top to be removed prior to sampling. The drums are always kept closed except when samples are collected, or material is being added to or removed from the drums.

All drums are moved with forklifts equipped with special drum tongs to pick up drums one or two at a time. Drums delivered on pallets are also moved with a forklift with a standard pallet tong.

Drums are handled with great care to avoid damaging the drums. The drum-handling tongs are designed to avoid any sharp edges that may puncture or rupture the drums. Drums with a capacity of 55 gallons or more are never moved while stacked in two layers. Only single layers of drums are moved. The forklift operators will receive on-the-job-training on proper procedures for moving drums. A second employee will be present when drums are moved to help direct the forklift driver, when necessary.

After receipt, the drums are taken to the DSIA where the drums are lined up two across in a single layer with the labels facing outward. Each drum is opened and sampled in accordance with the procedures and methods specified in the waste analysis plan (see Section C). Drums are kept closed at all times except when material is being added or removed, or when they are sampled.

The drums remain in the DSIA until the fingerprint analysis is completed. Once the characteristics of the waste are confirmed, the drums are placed into the container storage aisles within the DSIA. Waste destined to be part of the processes performed on-site are transferred to the DSPA 2, rows S7 through S15. Those containers whose process will need further investigation or testing will, also, be transferred to the DSPA 2 rows S1 through S6. A compatibility test is performed as part of the analysis during check-in; therefore, all material stored in the same cell

will be compatible. Each container storage or treatment containment system will be operated and maintained without cracks or gaps to prevent migration of any spilled hazardous waste into the soil.

The maximum number of containers at the facility will vary depending on the type of containers received. The actual number of containers will only be limited by the maximum storage capacity (total gallons designated for each area) or by the physical aisle space available. The maximum height of container will be equivalent to two layers of 55-gallon drums stored on pallets as shown on Figure D-1.

Every cell will be identified with its identification letter. A minimum of 2 ft will be maintained between each aisle to facilitate drum inspections and provide access to label information.

Drums in storage are inspected weekly for signs of corrosion, leaks, or other damage that may affect the integrity of the drum. Any unacceptable drums are either overpacked or their contents transferred into container(s) in good condition.

D.2 TANK SYSTEMS [40 CFR 264 Subpart J and 270.16]

This sub-section contains information on the construction and operation of the Bulk Storage Tank Area (HWMU 4A).

D.2.1 DESCRIPTION OF TANK SYSTEM

PFSG proposes to reinstate a tank system like the one previously operated to store hazardous waste in bulk in the Bulk Storage Tank Farm (BSTF) as depicted on Figure D-1. The tank system will be comprised of four, 20,000-gallon vertical bulk storage tanks. The system manages waste materials related to the process of hazardous waste fuel. Hazardous waste fuel is first processed in DSPA 2 before it is transferred to storage tanks in the BSTF. Another waste material type managed in the storage tank system is hazardous wastewater. Wastewater may result from being shipped by itself to PFSG as a characteristic or listed hazardous, or it may be a component removed from waste material processed for fuel.

Only waste streams that have been assigned one or more of the waste codes listed in Table A-1 will be accepted for hazardous waste storage at PFSG. The concentration levels of some chemicals and the values of certain physical parameters need to be within the limits specified by the facilities that will accept waste fuel for energy recovery. The waste analysis plan in Section C describes in detail the procedures utilized to verify that the waste meets the acceptance criteria of the off-site receiving facilities.

The amount of water, heating capacity, and type of constituents are the three items that decide whether a waste stream is going to be managed as waste fuel or wastewater. The "type of constituents" plays a smaller role than the "water" and "heating capacity". Some constituents are unwanted in wastewater, and water and some heating capacity items are not allowed in waste fuel. However, most of the constituents banned in both types of wastes are the same, and they require management using other types of treatment methods. PFSG manages mainly waste fuel and wastewater, but it also accepts wastes that require other types of treatment methods.

Wastewater has a large water percentage and a low BTU content, whereas waste fuel has a composition that includes a small percent of water and a high caloric capacity. The criteria utilized to decide in managing a waste stream as wastewater or waste fuel is mainly water and BTU content. However, there are no specific limits for waste fuel and wastewater with respect to those two items because they depend on the treatment facility and the size of the waste stream in question. Every facility has different limits, and waste streams vary widely in size. A small waste stream will have less impact than a large waste stream on the final composition of a waste ready for shipment off-site.

This Modification includes four, 20,000 tanks for storage of hazardous waste (Figure D-1). They are in an area provided with a common secondary containment system.

The type of hazardous waste storage tank proposed at PFSG is a flat bottom, atmospheric, weak roof-to-shell seam single-walled, vertical, above ground tank. The tanks are mounted on "I" beams or similar supports that provide approximately 12-in of clearance between the tank bottom and the floor surface, enough to allow inspection of the bottom of the tanks to detect leaks. A typical tank construction diagram is shown in Figure D-6. The proposed tank specifications (e.g., dimensions, plate thickness, etc.) of the four, 20,000-gallon tanks are provided in Exhibit D-5.

Hazardous waste storage tanks at the facility do not store reactive waste; they store ignitable waste. In accordance with 264.198(b), tanks holding ignitable waste must maintain minimum protective distances from the property line. Minimum protective distances are specified in the NFPA 30: "Flammable and Combustible Liquids Code", published by the National Fire Protection Association (NFPA). Table 2-1 of the NFPA code specifies minimum distances based on the ignitability of the material stored, pressure inside the tank, tank design, and diameter of the tank. Another factor for determining minimum protective distances is the availability of a fire protection service that can provide a thermal barrier in the form of a water curtain during a fire at the facility. Such availability is referenced in the NFPA code as having "Protection for Exposures."

The waste fuel stored in the tanks is the type of waste that has a high degree of ignitability. This waste is classified by the NFPA code as a stable liquid, Class IB, which includes liquids having a flash point below 73°F and a boiling

point at or above 100°F. The internal pressure level at which the storage tanks operate is below 2.5 pounds per square inch in gauge (psig). All tanks in the tank farm will be fabricated using a "Weak Roof-to-Shell Seam" design. The nearby structures in adjacent properties are serviced by a public fire department, which indicates that the storage tank system has "Protection for Exposures". The intent of the Protection of Exposures is that if a fire were to occur in the tank, there will be some firefighting equipment available to prevent the ignition of adjacent property by cooling it with water.

Table 2-1 of NFPA-30 code specifies that the minimum distance from the property line for a tank must be the same as its diameter. Figure D-1a contains a survey map of the facility site that shows the property lines. The west side of the tank farm runs almost parallel with and close to the site's west property line. Figure D-1 shows that the containment wall at the west side of the tank farm is at least 32.5 ft away from property line. The proposed tanks will be located inside the tank farm, 5 ft to the east of the west containment wall, resulting in a 37.5-ft distance between the property line and the proposed tanks. Such distances are expected to exceed the minimum protective distance required by Table 2-1 in the NFPA-30 code.

Incompatible wastes are not stored in the storage tank system. Waste streams are approved for shipment to the facility only after their characteristics, composition and classification are evaluated by reviewing documents that contain such information. Results from this evaluation determine whether a waste stream is one of the waste types permitted at the facility. A waste stream is approved for shipment once it is determined that the waste type is permitted at the facility. Upon arrival at the facility, the waste is sampled, and a chemical and physical evaluation is performed on the sample to verify that it conforms to parameters described in documents reviewed to approve the shipment. One type of test included in the physical evaluation performed on the waste sample is a compatibility test. The compatibility test determines whether the waste in question will react with wastes stored in tanks or with wastes with which it will be consolidated. The Waste Compatibility Test Manual is contained in Exhibit C-4a.

Procedures described in the previous paragraph explain the methods used to prevent reaction between wastes that are stored or added to the bulk tank system. Explosion-proof electrical systems installed in the tank farm area suppress potential sources of ignition to prevent ignitable waste liquids stored in the area from catching on fire. Tanks are connected to an electrical ground, and flanged connections in the piping are bonded with wires and grounded to prevent the accumulation of static electricity. Roof nozzles are closed, and tank vapors are released through a conservation vent to minimize the emission and concentration of vapors. Waste fuel is stored in the tank farm area at ambient temperature.

D.2.2 EXISTING TANK SYSTEM

As defined in 40 CFR 260.10, existing tank system means the tank system for which installation had commenced on or before July 14, 1986. All hazardous waste tanks at PFSG will be installed after July 14, 1986; hence, they are considered new tank systems. Therefore, the requirements of "Existing Tank Systems" do not apply to PFSG.

D.2.3 NEW TANK SYSTEMS

D.2.3.1 ASSESSMENT OF NEW TANK SYSTEM'S INTEGRITY

Hazardous waste storage tanks at PFSG will meet the design standards of the Underwriters Laboratories Code 142 (UL 142 standard) for storage of flammable liquids. The UL 142 standard specifies the construction material type, capacities, dimensions, and fabrication methods for tanks that store flammable liquids.

The UL 142 standard contains basic requirements for construction. These requirements are based on the best engineering design practices available and actual field experience. They provide the safest and most practical approach to construction of tanks for storage of flammable liquids. The storage tanks at PFSG will be manufactured to conform to an appropriate design for the type of service they are rendering. The storage tanks at PFSG will be constructed, inspected, and tested in the fabrication shop to meet all requirements in the UL 142 standard. Due to environmental concerns, the tanks will be raised over the floor to provide for detection of leaks and inspection of the tank bottom. The standard does not allow the tanks to be elevated by means of legs or a supporting skid. However, it does allow the use of rails, skids, or saddles, as long as they become an integral part of a system intended for stationary installation, which is the case of PFSG's tanks.

The UL 142 standard specifies that the material used to construct a tank must comply with certain specifications of the ASTM for structural or commercial hot-rolled carbon steel. The tanks will be fabricated with hot-rolled commercial quality carbon steel consistent with the ASTM specification indicated in the standard. This is the preferred material of construction for tanks designed to store flammable and combustible liquid because of the strength, ease of fabrication, and compatibility with stored materials. The thickness of the steel plates used to fabricate the proposed tanks will meet or exceed the ones indicated in the standard. The UL 142 standard requires a minimum of 0.167-, 0.240-, and 0.123-in to the shell, bottom, and top plates, respectively. The proposed tanks will meet the weak shell-to-roof seam construction design standard. This feature of the design allows the joint or seam to fail before rupture occurs at any other point of the shell in case of excessive internal pressure. This type of construction is required even when the internal pressure is never expected to reach a level of 0.5 psig, which is the maximum pressure design for vapors inside the tanks. Tanks at PFSG will be provided with a vapor header line equipped with a safety-relief valve.

Each tank in use at PFSG for storage of hazardous waste will be tested at the fabrication shop for leaks along seams before it is painted. The test will be conducted by applying air pressure to the interior of the tanks until the internal pressure reaches between 1.5 and 5.0 psig and using soapsuds to detect leaks. All tanks will be transported from the fabrication shop to PFSG in one piece. No fabrication will be done at the PFSG facility, except for the installation of the support structure framework on which tanks will be mounted. PFSG will engage an independent mechanical contractor with expertise and experience in assembling bulk storage tank systems. A qualified independent installation inspector or a qualified independent registered professional engineer will inspect the four tanks after installation is complete to finalize as-builts and to observe and confirm that the tank system components are properly assembled, the valves, couplings, and other connections are tight, and the overall system is structurally sound. The inspection will include confirming that there are no:

- Weld breaks
- Punctures
- Scrapes of protective coatings
- Corrosion
- Other structure damage or inadequate construction/installation

Any observed discrepancies will be reported to PFSG and the mechanical contractor to perform repairs as appropriate.

Hazardous waste storage tanks at PFSG generally store two types of materials: waste fuel and wastewater. An average composition of the two waste material types is shown in Table D-1. Constituents and concentrations listed in Table D-1 were obtained from analytical results for samples collected from the waste historically managed at the PFSG facility after it was loaded into tankers for shipment to off-site facilities.

After many years of experience in storing hazardous waste fuel in tanks, PFSG and other facilities have concluded that it does not have corrosive characteristics. The pH for waste fuel usually ranges between 6.2 and 7.8, and its water content is below 20%.

Wastewater contains constituents like waste fuel, with the difference being that wastewater has a larger percentage of water, which ranges between 95% and 99%. The pH of wastewater is like that of waste fuel. Waste fuel and wastewater do not have corrosive properties.

The tank construction material, which will be carbon steel, has been found to be compatible with the hazardous wastes stored in tanks. Hazardous waste fuel does not react with the tank material to increase temperature or generate gases, which would be a safety problem and may affect the integrity of the tanks. Also, it has been found that erosion is not a problem in hazardous waste storage tanks. The high content of low-density solvents in waste fuels causes the mixture to have a low specific gravity (approximately 0.8645, as shown in Table D-1) that prevents

erosion. The low density of waste fuel and the low solubility of water with its constituents seems to indicate that a layer of water may be present at the bottom of the waste fuel tanks. However, the layer of water at the bottom of these tanks is subject to frequent stirring when waste fuel is pumped through nozzles located on the side, close to the bottom of the tanks. The frequent stirring interrupts the attack of the water on the tank's metal plates. The relative lack of oxygen at the bottom of the tanks acts as a corrosion inhibitor factor on the water layer.

Wastewater may present a higher corrosion problem than waste fuel because it facilitates the electrochemical reaction that leads to corrosion due to the larger amount- of gaseous oxygen dissolved in it. Gaseous oxygen reacts with the protective atomic hydrogen of metal surfaces. The point where the surface of the liquid meets the tank wall results in a circle on the shell of the tank where the attack to the metal is expected to be greater. However, the surface of the liquid is subject to constant fluctuation because of the frequent pumping of wastewater in and out of the tank. Fluctuation of the liquid surface interrupts the corrosion attack to the internal surface of the tank shell because it reduces the time the wastewater has available to attack the metal.

This discussion of the corrosion potential of the hazardous waste materials stored in tanks at PFSG should not suggest that any of them are corrosive, because they are not. However, it provides some information as to what type and where corrosion may be expected in tanks storing these materials.

The fact that the tanks will sit on an impermeable area and that the bottom plate does not contact the floor surface attenuates the electrochemical process that causes corrosion in tank plates.

Previous hazardous waste storage tanks at PFSG were put in service at different times from 1993 to 1999. The tanks were fabricated with new, hot-rolled, commercial-grade carbon steel that meets the ASTM specifications for the standard under which the tanks were manufactured. The standard used for manufacturing the tanks is the one most recommended for the type of service at PFSG. The four, 20,000-gallon tanks that are proposed will be similar in construction.

For the former tanks located in the BSTF, PFSG developed a Tank Integrity Assessment Procedures (TIAP) in compliance with requirements outlined in the Corrective Action Order (CAO), issued on March 28,1995. The TIAP was approved by GEPD on November 7, 1995. The TIAP describes the method used to conduct an assessment of the integrity of the storage tanks. This method will be used to assess the integrity of the proposed tanks.

D.2.3.2 EXTERNAL CORROSION PROTECTION

External corrosion protection consists of an exterior latex paint on all tanks. A factor that reduces external corrosion is a roof that shields the tanks from the effects of the environment. This results in a lower temperature of the waste material stored in the tanks, which reduces internal and external corrosion.

D.2.3.3 DESCRIPTION OF TANK SYSTEM

The description of the tank system is provided at the beginning of Section D.2.

D.2.4 DIMENSIONS AND CAPACITY OF EACH TANK

Approximate tank dimensions, capacities, and other information are provided in Exhibit D-5. Final specifications will be provided after the tanks have been fabricated.

D.2.5 DESCRIPTION OF FEED SYSTEMS, SAFETY CUTOFF, BYPASS SYSTEMS, AND PRESSURE CONTROLS

The tanks are filled with hazardous waste through a nozzle located close to the bottom of the tank, as depicted on Figure D-6. Each tank will have a dedicated fill line that runs on elevated pipe racks from the tank to the containment wall that separates the tank farm area from the WBUA. At the tank farm's end, each fill line will be fitted with a ball valve at the point where it connects with the tank nozzle. Another ball valve will rest on top of the containment wall at the Waste Bulking and Unloading Area's end of each fill line. To convey waste to a tank, the ball valve at the WBUA's end of the tank fill line will be connected to the pipeline delivering the waste by means of a short hose. The method of connecting separate pipelines with a hose to select the tank to which the waste is to be delivered by only turning the valve handle reduces the chances of pumping the wrong waste type to a tank. Waste pumped into the tanks will come a tanker in the WBUA. Pipelines originating in those areas run along a side of the containment wall that separates the Tank Farm Area from the WBUA, and end at a point close to where the tank fill lines end on top of that wall.

The tanks will be equipped with a system to prevent overfilling that detects the level of the liquid surface when it reaches a pre-set level point. The pre-set level point is located a short distance below the overfill nozzle. When the level of the liquid reaches the pre-set point, the system activates an audible alarm that warns operators to cut off the waste feed to prevent overfilling. In case the waste feed is not cut off on time and the surface of the liquid raises beyond the pre-set point, the excess waste volume will spill into an adjacent tank through the overfill line.

The overfill line will consist of a pipe that connects the overfill nozzles of two adjacent 20,000-gallon tanks. The overfill nozzles are located just below the roofline of the tanks. The overfill line will transfer waste from one tank

to another whenever the waste feed is not cut off on time after the high-level alarm is activated. To prevent spillage, waste reaching the overfill level will flow to another tank through the overfill line.

There is an empty volume in the upper section of the tanks at the moment the high-level alarm is activated. This empty space is large enough to provide the operator sufficient time to cut off the waste feed before the level of the liquid in the tank reaches the overfill nozzle. It takes an extended period of time for the surface of the liquid to rise from the point at which the alarm is activated to the level at which the overfill nozzle is located. The operator does not have to rush to cut off the waste feed to prevent the waste from reaching the overfill nozzle. The overfill line system is an additional safety measure designed to prevent spillage if the liquid reaches the overfill line prior to operator halting pumping.

Wastes stored in tanks inter-connected with an overfill line are compatible with each other.

The tank storage system will consist of four hazardous waste tanks. Each tank will have a fill nozzle on one side and several discharge nozzles that are located at different heights on the opposite side of the tank. The discharge nozzles are connected by a common pipe to the suction side of a pump. The pipe at the discharge side of the pump divides into two branches. One branch, identified as the transfer line, is used to load tank trailers with waste from the storage tanks. The other branch is the recirculation line that pumps waste back to the tank; it connects to the fill line through a "T" connector bolted to the fill nozzle. The pumping of waste back into the tank reduces the accumulation of residues at the bottom of the tank. The pump delivers a stream of waste at high velocity through the recirculation line that sweeps solid particles off the bottom of the tank and puts them into suspension in the liquid medium. The transfer line runs on pipe racks after exiting the discharge side of the tank. This line ends next to the fill lines on top of the containment wall that separates the tank farm area from the Waste Bulking and Unloading Area and connects to the tank trailers through a hose.

There will be two pumps in the tank farm - Transfer Pump #1 and Transfer Pump #2. Sometimes, portable pumps in addition to the ones mentioned above will be used for certain operations to increase the flow rate of waste delivered to tank trailers or storage tanks.

Hazardous waste storage tanks at the facility will operate at atmospheric pressure. A nozzle located on the roof is dedicated for venting vapors that generate inside the tank. Lines connected to the vent nozzle will not have accessories, equipment, or components that may restrict the flow of vapor outside the tank or cause a pressure buildup inside the tank. Hazardous waste storage tanks will be fabricated to meet UL 142 standards that require tanks to be provided with an emergency venting system. The emergency venting system will consist of a safety relief valve on the common header line for the tanks.

D.2.6 DIAGRAM OF PIPING, INSTRUMENTATION, AND PROCESS FLOW

A piping, valving, and process flow diagram is provided on Figure B-2. The diagram will be revised after the tank system is reconstructed.

D.2.7 CONTAINMENT AND DETECTION OF RELEASES

This sub-section of the permit application contains information demonstrating that the tank farm complies with secondary containment requirements included in 40 CFR 264.193.

D.2.7.1 PLANS AND DESCRIPTION OF THE DESIGN, CONSTRUCTION, AND OPERATION OF THE SECONDARY CONTAINMENT SYSTEM

New tanks will be fabricated and installed at the PFSG facility. In keeping with historical practices, this section describes the procedures that PFSG will implement for secondary containment.

PFSG prevents releases of hazardous waste to soil and groundwater by controlling the escape of waste liquid from tanks and ancillary equipment. The tanks and ancillary equipment are located in an area provided with secondary containment to prevent the escape of waste liquid outside the area. Waste liquid spills due to over-filling the tanks are prevented by a system that warns operators of a high liquid level. Tanks will be fitted with overfill lines that transfer waste from a tank experiencing a high liquid level to another when the waste feed is not cut off on time. The tank system operates at atmospheric pressure, which spares equipment from mechanical stress due to internal pressure and reduces the possibility of leaks. Some parts of the piping in the tank system may experience some pressure due to the pumping of waste into and out of the tanks. To ensure that piping stands up to the pressure generated by the pumps, they are fabricated of schedule 40 pipe, and the components used in the pipeline are designed to withstand at least 150 psig. Tanks and ancillary equipment are inspected on a regular basis, and they are maintained to keep them in good working condition and to avoid leaks of waste to the outside.

The tank system's secondary containment is located on the south end of the tank farm area. Historical figures show the tank area was divided in two sections: one was labeled the "new tank farm" area at the south end (south tank farm), and the other the "old tank farm" at the opposite end (north tank farm). Two walls were constructed to limit the secondary containment area on the north and south sides. The new wall on the north side followed very closely the line that divided the south and the north tank farm areas. The wall on the south side runs parallel and at a short distance from the existing south containment wall of the tank farm area. The new secondary containment system utilizes existing containment walls on the west and east sides, and it occupies the largest portion of the south tank farm area.

CCGI, a previous owner of the PFSG property, retained a local structural engineering firm to design and construct secondary containment for the tank system (Exhibit D-7). This report was prepared and is signed by a professional structural engineer registered in the State of Georgia.

The secondary containment area illustrated in Figure D-1 has the shape of an “L", where the two containment walls are identified with thick black lines. The figure shows three sections between the walls. The section at the center will contain the three, 20,000-gallon tanks, aligned in a west-east direction. The south section consists of a thin strip that lies between the center section and the wall on the south side of the containment system. The north section is made of a thin strip that runs along the north side of the center section, which widens at the east end to form an asymmetrical "L". The short leg of the "L" will contain the fourth 20,000-gallon tank.

Each of the sections of the secondary containment described in the previous paragraph has a different floor elevation. The north section has the highest floor elevation, and the south section has the lowest. The different floor elevations of the sections have resulted from concrete slabs that were poured at different times over previously existing slabs. The most recent concrete slab was poured during October 1998 on the north section. The one on the center section was poured sometime between 1994 and 1996.

A fiberglass-reinforced concrete slab having a compression strength of 4,000 psi was poured on top of an existing slab in the center section. This concrete slab has a thickness of 4-in at the east end and 6-in at the west end. The same type of concrete was poured later in the north section to install a slab 4-in thick.

Concrete has been the construction material used to build secondary containments for bulk storage of hazardous waste fuel and wastewater. Many years of experience of using concrete for construction of secondary containments at PFSG and other facilities has provided information that indicate concrete is compatible with hazardous waste fuel and wastewater. The internal area of the secondary containment will be coated with an elastomeric sealant to provide a chemical-resistant and impermeable finish to the surface of the floor. A copy of the typical specifications of the synthetic sealant used to coat the floor surface of the secondary containment is found in Exhibit D-1.

The former tank farm held a volume (six tanks with a combined volume of 83,340 gallons) greater than the current proposed tank farm (four tanks with a combined volume of 80,000 gallons). The floor was able to withstand the weight of those tanks in the past. Of the three concrete slab sections that cover the area, the center section is the one subject to the highest stress because it supports the largest tanks and a larger number of tanks. Previous inspections of the floor of the center section tank farm conducted by two engineers did not reveal any defects. Annual integrity assessments conducted on the tanks did not observe settlement of the floor or tilting of the tanks. The only stress that affects the floor of the secondary containment is the one created by the weight of the tanks' construction materials and the waste they hold. The hydrogeology of the area where the PFSG facility is located

does not show characteristics that may affect the floor structure of the secondary containment. Vehicular traffic is not present, and there is no other type of operation conducted in the area where the tanks are located that may cause stress on the concrete slab that supports the tanks. Exhibit D-3 includes a certification with respect to the bearing capacity of the foundation.

The leak detection system of the tank farm's secondary containment consists of visual inspections that will be conducted each operating day. Daily inspections will discover any leak that may have occurred in the tank system. The open and clear area around and beneath the tanks facilitate the inspections. A leak of any magnitude can be easily detected by visual observation during routine daily operations, thus a failure of either the primary or secondary containment structure or the presence of any release of hazardous waste or accumulated liquid in the secondary containment system will typically be detected within 24 hours. A roof that covers the entire tank farm area minimizes the amount of rainwater that enters the secondary containment. It is difficult to confuse standing water due to precipitation with a leak from the tank system because the amount of rainwater that enters the area is small. Waste on the floor of the containment system that results from a spill or a leak from the tank system will be removed within 24 hours after detection. Similarly, potential rainfall entering the secondary containment area will be removed within 24 hours.

D.2.7.1.1 REQUIREMENTS FOR EXTERNAL LINER: VAULT, DOUBLED-WALLED TANK, OR EQUIVALENT DEVICE

The tank farm's secondary containment consists of concrete slabs and walls that conform to the external liner requirement in 264.193(d)(1). An estimate of the volume capacity of the tank farm's secondary containment is included in Attachment A of Exhibit D-7. In accordance with the estimate shown in the exhibit, the secondary containment can hold 24,280 gallons. This figure exceeds the required 10% volume of the proposed tanks in the tank farm, which will be 8,000 gallons.

The tank farm sits inside a large building that will be covered with a roof. The north and west sides of the tank farm are open to the outside. The other two sides face areas inside the building. Other waste processes and operations are conducted in areas inside the building, which are provided with secondary containment. Secondary containment walls of areas inside the building prevent storm water run-on to come from those areas. Therefore, the only sides of the tank farm that are exposed to storm water run-on are the north and west sides. The tank farm's secondary containment walls that run along the north and west sides prevent storm water run-on from entering this area from those sides.

Infiltration of precipitation is minimized by the roof that will cover the building where the tank farm is located. A canopy along the perimeter of the roof will extend outward, ending at approximately 20-ft beyond the walls that

surround the tank farm. A sidewall panel along the perimeter of the building will cover a vertical section that extends from the level of the roof to approximately 25 ft above the ground. The canopy and sidewall panel will minimize the amount of rainwater that is blown into the tank farm area during a rainstorm event. The sides of the tank farm that are exposed to the outside are the north, south and west sides. However, the north side is far inside the building area, and no rainwater is expected to come from that direction. The west and south sides are the only sides from which wind-blown precipitation may come.

Any accumulated rainwater will be pumped into a hazardous waste storage tank. A portable pump and hoses will be utilized for this purpose. Since the anticipated volume of accumulated rainwater is very small, PFSG will not test or analyze this precipitation. However, the contents of the storage tank will be considered hazardous, and it will be shipped off-site as hazardous waste.

The tank farm's secondary containment will be free of cracks and gaps. The internal area of the secondary containment will be coated with an elastomeric sealant to provide a chemical-resistant and impermeable finish to the surface of the floor. The secondary containment system surrounds the tank system completely and covers all surrounding soil, preventing the release of waste outside the tank farm area.

D.2.7.1.2 SECONDARY CONTAINMENT AND LEAK DETECTION REQUIREMENTS FOR ANCILLARY EQUIPMENT

The entire tank system is in an area provided with secondary containment. Waste that may leak from the ancillary equipment will not be released from the tank farm area, and it will be collected in the secondary containment. Spilled and leaked wastes will be removed from the secondary containment within 24 hours of detection.

The secondary containment information that will be provided for tanks is also applicable to the ancillary equipment. Materials of construction used to construct and line the secondary containment have been described in previous paragraphs. The containment system will have sufficient strength to support the ancillary equipment, which is much lighter than the tanks. All piping, piping components, and pumps that belong to the tank system will be located aboveground and are inspected visually on daily basis.

The tank system will operate at atmospheric pressure, which spares the equipment from mechanical stress due to internal pressure and reduces the possibility of leaks. Some parts of the piping in the tank system may experience some pressure due to the pumping of waste into and out of the tanks. To ensure that the piping stands up to the pressure generated by the pumps, they will be fabricated of schedule 40 pipe, and the components used in the pipeline will be designed to withstand at least 150 psig. The ancillary equipment will be inspected each operational day, and they will be maintained to keep them in good working condition and to prevent leaks.

D.2.7.2 REQUIREMENTS FOR TANK SYSTEMS UNTIL SECONDARY CONTAINMENT IS IMPLEMENTED

The requirements of this section do not apply to tank systems at PFSG because a secondary containment system for the tank farm has been implemented.

D.2.7.3 VARIANCE FROM SECONDARY CONTAINMENT UNTIL THE SYSTEM IS IMPLEMENTED

The requirements of this section do not apply to tank systems at PFSG because a variance from secondary containment requirements is not being requested.

D.2.8 CONTROL AND PRACTICES TO PREVENT SPILLS AND OVERFLOWS

The facility will prevent releases by controlling the escape of waste liquids from tanks and ancillary equipment, and by providing secondary containment to the area where tanks and ancillary equipment are located. The tank system will be inspected daily, and will be maintained to keep the tanks and ancillary equipment in good working condition and prevent leaks. As explained in previous sections, the waste and wastewater tanks will be provided with a level switch that activates an audible alarm if the surface of the waste liquid reaches a pre-set level. The alarm will emit a loud sound to warn personnel at the facility that the level of the waste in a tank is too high and that it may spill onto the floor of the secondary containment. Operators will take measures to prevent such occurrence by turning off the pump that feeds waste into the tank. The high-level alarm system is inspected at least monthly to ensure reliable operation. The high-level alarm test procedure consists of depressing the test switch on the probe end located on top of each storage tank. This simulates as if the probe is touching the liquid stored in the tank. A visual red light comes on at the panel located on a pole inside the tank farm if the probe is working properly.

In addition to the high-level alarm, an overfill line will connect the tanks at a point just below the tank's roof, but above the level at which the high-level alarm is activated. The overfill line will transfer excess waste from an overfilled tank into another one to prevent waste from being discharged onto the floor of the secondary containment. The waste fuel and wastewater storage tanks operate at atmospheric pressure, which spares the tank system from mechanical stress caused by internal pressure. Piping in the tank system will be fabricated with pipe rated schedule 40. The components used in the pipelines will have a Class 150 rating. Chemical-resistant rubber hoses will be utilized in moving hazardous waste fuels from the tank farm to the outbound tankers (and vice versa). After the hoses have been inserted into the couplings, the cam-lock fastener will be pressed down (secured closed) to ensure the hose does not accidentally become disconnected while pumping the liquid. Also, duct tape will be wrapped around the hose and cam-lock to prevent the cam-lock from releasing during pumping operations. This is a common safety measure and best management practice. Cam-lock assemblies are secured with twin hinged swing arms that

are closed against the hose coupling assembly to lock and secure the connection. However, the arms are vulnerable to an unintentional snag that could pull the arm and release the connection. As an additional safety measure, PFSG temporarily wraps the closed swing arms tight against the hose with duct tape to protect the arms from snags and ensure that the arms remain securely closed. When connecting and disconnecting the hoses, a bucket will be used to collect any potential drips. All valves will be turned off before disconnecting any hoses.

Tanks and ancillary equipment will be inspected daily, and when defects are found they will be repaired promptly. Inspection of the tank system will be conducted to discover signs of damage and leaks in the secondary containment, tanks, and ancillary equipment. The inspection will consist of a visual evaluation of the system. The aboveground portion of the tank system will be inspected visually each operating day to detect corrosion or release of waste. The construction materials of tanks and the area immediately surrounding the externally accessible portion of the tank system will be inspected visually each operating day to detect erosion or signs of releases of hazardous waste. Tank inspection procedures and logs will be contained in Section F of the permit application.

D.3 WASTE PILE DESIGN

PFSG does not operate a hazardous waste pile; hence, 40 CFR 264 Subpart L requirements for waste pile design do not apply.

D.4 SURFACE IMPOUNDMENT DESIGN

PFSG does not operate a hazardous waste surface impoundment; hence, 40 CFR 264 Subpart K requirements for surface impoundment design do not apply.

D.5 INCINERATOR DESIGN

PFSG does not operate a hazardous waste incinerator; hence, 40 CFR 264 Subpart O requirements for incinerator design do not apply.

D.6 LANDFILL DESIGN

PFSG does not operate a hazardous waste landfill; hence, 40 CFR 264 Subpart N requirements for landfill design do not apply.

D.7 LAND TREATMENT

PFSG does not perform land treatment of hazardous waste; hence, 40 CFR 264 Subpart M requirements for land treatment do not apply.

D.8 MISCELLANEOUS UNITS

Miscellaneous units are units that treat, store, or dispose of hazardous waste at the facility, but do not fit the definition of container, tank, surface impoundment, waste pile, land treatment unit, landfill, incinerator, boiler, industrial furnace, or underground injection well. PFSG is a hazardous waste storage and treatment facility. All hazardous waste storage and treatment activities at PFSG are conducted in containers or tanks. Hence, 40 CFR 264 Subpart X requirements for miscellaneous units do not apply.

D.9 SUBPART AA PROCESS VENTS

Currently, there are no process vents associated with distillation, fractionation, thin film evaporation, solvent extraction, air, or steam stripping operations involving hazardous waste at PFSG. Hence, requirements of 40 CFR 264 Subpart AA process vents do not apply.

D.10 SUBPART BB EQUIPMENT LEAKS [40 CFR 264 SUBPART BB]

PFSG is subject to the requirements of this subpart because it is a permitted facility under 40 CFR Part 270. Equipment at the facility subject to Subpart BB manages hazardous waste with organic concentrations that exceed 10% organics by weight. For historical operations, PFSG prepared a Subpart BB Monitoring Program Manual, included as Exhibit D-6. The text provided in the following subsections discusses the operations, monitoring and inspection used to comply with historical Subpart BB activities. The Subpart BB Monitoring Program Manual will be updated for the proposed operations described in this Modification after GEPD approval of this Modification.

D.10.1 EQUIPMENT LEAKS

D.10.1.1 APPLICABILITY

PFSG manages hazardous waste with organic concentrations that exceed 10% organics by weight. Equipment components that require monitoring under the subject subpart are referred to in the manual and in this section of the permit application as monitoring points. Each piece of equipment subject to Subpart BB is listed in Exhibit D-6. This list is developed based on historic knowledge (i.e., sampling data for outgoing shipments from the storage tanks, waste stream pre-approval information provided by generators) that the hazardous waste fuel storage tanks will contain hazardous wastes containing greater than 10% organics by weight. Even equipment associated with wastewater tanks is included in the list as wastewaters are likely to have more than 10% organics sometimes. This equipment list will be updated in the future to reflect any changes in equipment due to a piping repair, replacement, or addition.

D.10.1.2 EXCLUSIONS

There is no equipment that is in vacuum service or that manages hazardous waste with an organic concentration of at least 10% organics by weight for less than 300 hours per calendar year at the PFSG facility. Therefore, there is no exclusion listed in 40 CFR 264.1050 that applies to the facility.

D.10.2 PUMPS IN LIGHT LIQUID SERVICE

D.10.2.1 MONITORING AND INSPECTION

Each piece of equipment to which the subpart applies will be marked in such a manner that it can be distinguished readily from other pieces of equipment. The method used to mark the equipment is described in Section 7 of the Subpart BB Monitoring Program Manual. Each pump in light liquid service at the facility will be monitored monthly with an instrument to detect leaks by the methods specified in 40 CFR 264.1063(b). A leak is detected when the meter pointer of the instrument indicates a reading of 500 parts per million (ppm) or greater above background. Each pump in light liquid service at the facility is checked by visual inspection each calendar week for indication of liquids dripping from the pump seal. A leak is detected when there are indications of liquids dripping from the pump seal.

When a leak is detected, it will be repaired as soon as practicable, but not later than 15 calendar days after it is detected. An exception to the period for repair described in the previous sentence is when one of the delays of repair situations listed in 40 CFR 264.1059 is present. The first attempt to repair the leak will be made no later than 5 days after the leak is detected.

D.10.2.2 CONDITIONAL EXEMPTIONS

PFSG is not requesting any conditional exemptions for pumps listed in 40 CFR 264.1052(d), (e), or (f).

D.10.3 STANDARDS FOR COMPRESSORS

The PFSG facility does not operate compressors that are subject to Subpart BB.

D.10.4 STANDARDS FOR PRESSURE RELIEF DEVICES IN GAS/VAPOR SERVICE

Pressure relief devices in vapor service at PFSG will be operated with no detectable emissions, as indicated by the meter pointer of an instrument that reads less than 500 ppm above background. The only exception to the operational practice described in the previous sentence is during the time the device experiences a normal pressure release. Detectable emissions at the pressure relief device will be measured by the method specified in 40 CFR 264.1063(c).

A pressure relief device will be returned to the condition of no detectable emissions as soon as practicable, but no later than 5 calendar days after each pressure release. An exception to the period for repair described in the previous sentence is when one of the delays of repair situations listed in 264.1059 is present. The pressure relief device will be monitored to confirm the condition of no detectable emissions no later than 5 days after the pressure release. The monitoring will be conducted in accordance with the method specified in 40 CFR 264.1063(c).

D.10.5 STANDARDS FOR SAMPLING CONNECTION SYSTEMS

The PFSG facility does not operate sampling connection systems that are subject to Subpart BB.

D.10.6 STANDARDS FOR OPEN-ENDED VALVES OR LINES

Each open-ended valve or line will be equipped with a cap, blind flange, plug, or a second valve. The cap, blind flange, plug, or second valve will seal the open end at all times except during operations requiring hazardous waste stream flow through the open-ended valve or line. An open-ended valve or line equipped with a second valve will be operated in such a manner that the valve on the hazardous waste stream side is closed before the second valve is closed. When a double block and bleed system is being used, the bleed valve or line may remain open during operations that require venting the line between the block valves.

D.10.7 STANDARDS FOR VALVES IN GAS/VAPOR SERVICE OR IN LIGHT LIQUID SERVICE

Each valve in light liquid service at the facility will be monitored monthly with an instrument to detect leaks by the methods specified in 40 CFR 264.1063(b). A leak is detected when the meter pointer of the instrument indicates a reading of 500 ppm or greater above background. If a leak is not detected in a valve for two successive months, it may be monitored the first month of every succeeding quarter, beginning with the next quarter, until a leak is detected. If a leak is detected, the valve will be monitored monthly until a leak is not detected for two successive months.

A leak detected in a valve will be repaired as soon as practicable, but no later than 15 calendar days after the leak is detected. An exception to the period for repair described in the previous sentence is when one of the delays of repair situations listed in 40 CFR 264.1059 is present. The first attempt to repair the leak will be made no later than 5 days after the leak is detected. First attempt at repair will be made using the best practices where practicable. Such practices include, but are not limited to, tightening and/or replacement of bonnet bolts, tightening of packing gland nuts, and injection of lubricant into lubricated packing.

D.10.8 STANDARDS FOR PUMPS AND VALVES IN HEAVY LIQUID SERVICE, PRESSURE RELIEF DEVICES IN LIGHT OR HEAVY LIQUID SERVICE, FLANGES AND OTHER CONNECTORS

The PFSG facility only operates flanges in light liquid service. Flanges will be monitored within 5 days by the method specified in 40 CFR 264.1063(b) if visual, audible, olfactory, or any other detection method finds evidence of a potential leak. A leak is detected when the meter pointer of the instrument indicates a reading of 10,000 ppm or greater above background.

When a leak is detected, it will be repaired as soon as practicable, but not later than 15 calendar days after it is detected. An exception to the period for repair described in the previous sentence is when one or more of the delays of repair situations listed in 264.1059 is present. The first attempt to repair the leak will be made no later than 5 days after the leak is detected. First attempt at repair will be made using the best practices where practicable. Such practices include, but are not limited to, tightening and/or replacement of flange nuts and bolts and replacement of the gasket.

If a flange is inaccessible, it is exempt from the monitoring and recordkeeping requirements.

D.10.9 DELAY OF REPAIR

Delay of repair (i.e., beyond 15 days), if it happens, will meet the requirements of 40 CFR 264.1059.

D.10.10 STANDARDS FOR CLOSED VENT SYSTEM AND CONTROL DEVICES

PFSG does not operate a closed vent system and control device.

D.10.11 ALTERNATIVE STANDARDS FOR VALVES IN GAS/VAPOR SERVICE OR IN LIGHT LIQUID SERVICE: PERCENTAGE OF VALVES TO LEAK

PFSG does not elect, currently, to use these alternate standards for valves.

D.10.12 ALTERNATIVE STANDARDS FOR VALVES IN GAS/VAPOR SERVICE OR IN LIGHT LIQUID SERVICE: SKIP PERIOD LEAK DETECTION AND REPAIR

PFSG does not elect, currently, to use these alternate standards for valves.

D.10.13 TEST METHODS AND PROCEDURE

Leak detection monitoring procedures described for this subpart will comply with CFR Promulgated Test Method 21 – Determination of Volatile Organic Compound Leaks (August 3, 2017). PFSG will meet the performance

criteria specified by Method 21. The instrument will be calibrated every test day following procedures contained in Method 21. The calibration gases will be zero air (less than 10 ppm of hydrocarbon in air) and a mixture of methane or n-hexane and air at a concentration approximately, but less than, 10,000 ppm methane or n-hexane. The instrument probe will be traversed around all potential leak interfaces as close to the interface as possible as described in Method 21.

When equipment is tested for compliance with no detectable emissions, as required by 264.1054, the test will comply with procedures established in the previous paragraph. During the test, the arithmetic difference between the maximum concentration indicated by the instrument and the background level will be compared with 500 ppm to determine compliance regarding no detectable emissions. The background level will be determined as specified in Reference Method 21.

D.10.14 RECORD KEEPING REQUIREMENTS

The PFSG facility will utilize one operating record system to comply with the record keeping requirements of 40 CFR 264.1064 to identify each hazardous waste management unit. The facility will record the identification codes of the monitoring points and hazardous waste management units subject to Subpart BB, as well as their location within the facility. The system will indicate the type of equipment, the content in percent-by-weight of total organics and the phase of the waste stream, and the method of compliance with the standard.

When a leak is detected, a weatherproof and readily visible tag will be attached to the monitoring point. The tag will be marked with the monitoring point identification code, the date a potential leak was found, and the date the leak was detected. The tag on the monitoring point may be removed after the leak has been repaired, except on a valve. The tag on a valve may be removed after it has been monitored for 2 successive months as specified in 40 CFR 264.1057(c) and no leak has been detected during those 2 months.

When a leak is detected, the monitoring point identification code and operator name will be recorded in an inspection log that will be kept in the facility operating record. The log will show the date evidence of a potential leak was found, the date the leak was detected, and for each attempt to repair the leak, the dates and the methods used. When a test is conducted after a repair and the instrument reading is equal to or greater than 10,000 ppm above background, it will be shown in the log as “Above 10,000”. For delay of repairs, the log will be entered with a “repair delayed” notation, the reason for the delay, documentation supporting the delay of repair of a valve, and the signature of the person who made the decision that the repair could not be affected. If a leak is not repaired within 15 calendar days, the expected date of repair and the date of successful repair will also be shown in the log.

The facility operating record will contain a list of monitoring points at the facility. For pressure relief devices, the record will show the dates of required compliance tests and background level and maximum instrument reading measured during the test.

Records containing operation information required by Subpart BB will be kept on file at the facility for at least three years.

D.10.15 REPORTING REQUIREMENTS

A semi-annual report will be submitted to the GEPD on the dates specified by the agency that will include the EPA ID number, name and address of the facility. For each month during the semi-annual reporting period, the report will contain the identification code of each pump and valve for which a leak was not repaired as required in 40 CFR 264.1052(c) and 264.1057(d), respectively. The report will list the dates of hazardous waste management unit shutdowns that occurred within the semi-annual reporting period. If, during the semiannual reporting period, leaks from valves, pumps, and compressors are repaired as required in 264.1057 (d), 264.1052 (c) and (d)(6), and 264.1053 (g), respectively, and the control device does not exceed or operate outside of the design specifications as defined in 264.1064(e) for more than 24 hours, a report to the GEPD is not required (40 CFR 264.1065 - Reporting requirements).

D.11 SUBPART CC AIR EMISSION STANDARDS

PFSG is subject to the requirements of this subpart because it is a permitted facility under 40 CFR Part 270. PFSG will operate at its facility container storage units and storage and treatment tanks that are subject to 40 CFR Part 264, Subpart I and J, respectively. They are used to manage hazardous wastes that contain organic contaminants more than 500 parts per million by weight (ppmw). Therefore, the tanks and units referenced above are also subject to requirements under Subpart CC. The text provided in the following subsections discusses the activities used to comply with historical Subpart CC activities. The text in this Modification will be updated for the proposed operations described after GEPD approval of this Modification.

D.11.1 GENERAL STANDARDS

D.11.1.1 EXEMPTIONS

The container standards of 40 CFR 264.1082 do not apply to containers with a design capacity of less than or equal to 0.1 meters cubed (m^3) or 26.4 gallons.

D.11.1.2 WASTE DETERMINATION PROCEDURE

Procedures listed in 40 CFR 264.1083 will be followed for determining the maximum organic vapor pressure of tank contents and for determining no detectable organic emissions, if needed.

D.11.2 STANDARDS FOR TANKS

Tanks will be operated by PFSG that are subject to Subpart CC. These tanks store waste fuel and wastewater, and store and manage solids/sludges contaminated with organic constituents (Figure D-1). Waste fuel and waste water will be generally stored in the four proposed 20,000-gallon capacity tanks.

Waste fuel contains the highest concentration of organics of all waste types managed in tanks at the PFSG facility. The other waste types managed in tanks at the facility are wastewater and solids contaminated with organic constituents. These contain a much lower level of organics than waste fuel, and consequently a lower vapor pressure.

Liquid fuel and solid fuel samples were previously analyzed for maximum organic vapor pressure by Method 25E, 40 CFR 60, Appendix A. The analytical results indicate maximum organic vapor pressure to be 8.4 kilopascal (kPa) and less than 3 kPa for liquid fuel and solids, respectively. The analytical data are provided in Exhibit D-8. PFSG will analyze hazardous waste stored in tanks for organic vapor pressure if changes are made that could potentially cause the maximum organic vapor pressure to increase to a level of the maximum organic vapor pressure limit specified in 40 CFR 264.1084(b)(1)(i). If the analytical results indicate that the maximum organic vapor pressure limit has exceeded Tank Level 1 criteria, PFSG will notify GEPD within 5 days and propose a compliance plan (e.g., removal of the contents of the tank off-site, install Tank Level 2 controls) within 30 days of such knowledge.

In accordance with regulations in 40 CFR 264.1084(b)(1)(i)(B), tanks equal to or greater than 19,813 gallons (75 m^3) but less than 39,890 gallons (151 m^3) in capacity may use Tank Level 1 controls, as long the vapor pressure of the waste managed in it does not exceed 4.0 psia (27.6 kPa). Therefore, based upon the historical maximum vapor pressure data of 1.2 psia (8.4 kPa) for the previous bulk tanks, and in accordance with 40 CFR 264.1084(c), these proposed tanks (which will have a design capacity of 20,000-gallons each) may use Tank Level 1 controls to comply with Subpart CC requirements.

None of the hazardous waste tanks and units are heated nor utilize a stabilization process to treat waste. They are provided with fixed roof or closure devices to confine vapors to the space inside the tank or unit. The roof or closure device form a continuous barrier over the entire waste that contain no visible open spaces and are sealed at the point where they join the tank or the unit. Storage tanks will be equipped with a pressure-vacuum relief device that remains closed during normal operation. The relief device is designed to vent only when the tank or the unit reaches

its maximum operating pressure or vacuum. Figure D-7, Emission Control System for Tanks, illustrates the venting system previously used, and proposed for resumed application at the facility to comply with Subpart CC.

The PFSG facility will not operate pressure tanks or tanks equipped with an internal or external floating roof. There are no systems that meet the definition of closed vents in 40 CFR 264.1031 at the facility. Emission control systems are not required at the facility for tanks controlled under Tank Level 1 controls.

The maximum organic vapor pressure for waste fuel will be determined by waste analyses. Waste fuel contains the highest concentration of organics of all waste types managed in tanks at the PFSG facility. The other waste type that will be managed in tanks at the facility is wastewater contaminated with organic constituents. This contains a much lower level of organics than waste fuel, and, consequently, a lower vapor pressure.

D.11.3 STANDARDS FOR SURFACE IMPOUNDMENTS

PFSG will not operate hazardous waste surface impoundments. Hence, requirements for surface impoundments do not apply to PFSG.

D.11.4 STANDARDS FOR CONTAINERS

PFSG will store and manage containers at various locations within the facility. Figure D-1 identifies the locations where containers will be stored and managed.

Containers holding hazardous waste generated off-site will be shipped to the facility in transportation vehicles. These containers must comply with United States DOT packaging requirements if they are transported over highways in the United States. Hazardous wastes are hazardous materials that must be packed in DOT-approved containers for transportation.

Containers (other than bulk transport containers) holding hazardous waste shipped to PFSG are received in the DSIA, where they are arranged in double rows. The sampling and inspection operation conducted in the DSIA consists of collecting samples from waste streams and inspecting the containers in which they arrived to verify that they conform to DOT packaging standards. This includes visually inspecting the container and cover device to confirm proper seal and structural integrity as outlined in CFR 264.1086(c)(4). The inspection will be conducted on or before the date of container acceptance. The date and signature of acceptance will be included in the Uniform Hazardous Waste Manifest and on a Perma-Fix Waste Shipment Receipt Form (example included as Exhibit D-9). These two documents signed by authorized PFSG personnel serve to confirm intent to comply with the applicable portions of 40 CFR 264.1086.

Containers (and covers/closure devices) used for managing hazardous waste that remain at the facility for a period of one year or more will be visually inspected for structural integrity initially and at least every 12 months thereafter. Upon discovery of a damaged or defective container, cover, or closure device, repair efforts will be initiated within 24 hours, and completed within five calendar days of detection, or the hazardous waste contents will be removed from the container and the container will not be restored to use until the repair efforts are completed.

Once the sampling and inspection operation is complete, the containers are transferred to DSPA 2. Containers transferred to the DSPA 2 hold waste to be processed for fuel, hazardous wastewater, and waste to be consolidated into bulk transportation containers. Some of these containers hold waste that will be shipped off-site in the same containers in which they were received at the facility.

Containers holding waste to be consolidated into bulk transport containers are later transferred from DSPA 2 to the WBUA, where the consolidation operation takes place. Waste stored in this area will be held in bulk transport containers while waiting to be shipped off-site.

Containers stored in DSPA 2 that will hold waste for bulk fuel processing and hazardous wastewater and containers stored in the DSIA are in light material service. In accordance with and CFR 264.1086(c)(3), the container covers and closure devices will be maintained closed and secured except when actively processing such as material sampling, addition, or removal. Spring-loaded pressure relief valves or similar devices is permitted for use as a pressure safety control device. In instances of processing inactivity of 15 minutes or greater, or the need for worker absence, the closure device or cover will be closed and re-secured. These containers generally have a design capacity smaller than 121.5 gallons (0.46 m^3). The PFSG facility controls air pollution emissions from those containers in accordance with Container Level 1 standards to comply with requirements in 40 CFR 264.1086(b)(1)(i). However, containers with a design capacity greater than 121.5 gallons are sporadically received at the facility. Air pollution emissions control for these types of containers in light liquid service is achieved with the use of Container Level 2 standards, in accordance with requirements in 40 CFR 264.1086(b)(1)(iii).

The table below lists the container level standards that will be required at the various container storage and management areas in the facility based on the container size and type of material they hold.

Container Storage or Management Area	CONTAINER SIZE			
	> 26.4 gallons to ≤ 121.5 gallons		**> 121.5 gallons**	
	MATERIAL SERVICE		MATERIAL SERVICE	
	Light	**Not Light**	**Light**	**Not Light**
DSIA	Container Level 1 Standards	Container Level 1 Standards	Container Level 2 Standards	Container Level 1 Standards

DSPA 2 and DSA 3	Container Level 1 Standards	Container Level 1 Standards	Container Level 2 Standards	Container Level 1 Standards
WBUA	N/A	N/A	Container Level 2 Standards	Container Level 1 Standards

Note: The term N/A denotes that the type of containers that perform the material service indicated at the top of the table are not stored or managed in the area. Light material service means the container is used to manage a material for which both of the following conditions apply: The vapor pressure of one or more of the organic constituents in the material is greater than 0.3 kilopascals (kPa) at 20 degrees C; and the total concentration of the pure organic constituents having a vapor pressure greater than 0.3 kPa at 20 degrees C is equal to or greater than 20 percent by weight.

The WBUA manages mostly containers that are not in light liquid service. For that reason, Container Level 1 standards are applicable to such containers. Some of these containers are dump hoppers, but most are bulk transport containers, such as roll-off boxes. This area also manages tank trailers (a bulk transport container) that transport light liquids, which requires them to comply with Container Level 2 standards.

Containers shipped to PFSG are distributed throughout the facility after receipt. Therefore, all containers will be first stored in the DSIA, except bulk transport containers (roll-off boxes and tank trailers) and dump hoppers located in the WBUA. Most containers in the DSIA are in light liquid service and have a design capacity smaller than 121.5 gallons, but some of them are larger in size. For that reason, they may be subject to Container Level 1 standards or Container Level 2 standards, depending on the size of the containers and the type of waste material they hold.

Most of the containers that will be stored and managed at the PFSG facility will comply with Container Level 1 standards and Container Level 2 standards by meeting DOT regulations on packaging. These containers, including tank trailers, conform to one of the DOT specifications listed in 40 CFR 264.1086(f). Dump hoppers and roll-off boxes are containers that will be managed at the PFSG facility that do not meet the DOT packaging specifications because they are not subject to them. They will have to comply with Container Level 1 standards because they store or manage organic, solid (not-light material service) hazardous waste. They will satisfy Container Level 1 standards with covers made of construction materials that are impermeable to organic vapor and withstand the effect of the serviced waste materials and their vapors. These covers are capable of enduring exposure to weather elements and the operating practices to which they are subject.

The facility will occasionally receive containers not approved by DOT that are subject to Container Level 1 standards or Container Level 2 standards. PFSG will comply with Container Level 1 standards by overpacking these containers or repackaging their contents, or by wrapping them with a suitable cover. However, to comply with Container Level 2 standards, they need to be placed inside a box that meets the “no detectable emissions” criteria if their contents cannot be transferred into DOT-approved containers. The term “no detectable emissions” is defined in 40 CFR 265.1081, and

procedures to determine compliance with the requirement are specified in 40 CFR 264.1086(g). When a container not approved by DOT is received at the facility, the criteria established in the table below will be used to comply with requirements in Subpart CC:

CONTAINER LEVEL STANDARDS COMPLIANCE METHODS FOR CONTAINERS THAT DO NOT MEET DOT PACKAGING SPECIFICATIONS			
CONTAINER SIZE			
>24.6 gallons to ≤ 121.5 gallons		**>121.5 gallons**	
MATERIAL SERVICE		MATERIAL SERVICE	
Light	**Not Light**	**Light**	**Not Light**
Waste will be repacked or overpacked in a DOT-approved container or wrapped with a tarp to cover the entire surface of the container with no visible holes, gaps, or other open spaces into the wrapping.	Same as with containers in the light material service (left box).	The container will be placed in a box that meets the "no detectable organic emissions" criteria if its contents cannot be transferred into DOT-approved containers. The procedure specified at 40 CFR 265.1084(d) and cross-referenced by 40 CFR 264.1086(g) will be used to determine compliance with "no detectable emissions."	Same as with containers <121.5 gal in light material service.

Note: Containers with a design capacity smaller than or equal to 26.4 gallons (0.1 M^3) are exempt.

Containers (except bulk containers) holding hazardous waste shipped to PFSG will be received in the DSIA, where they will be inspected on the date of receipt in compliance with 264.1086(c)(4)(i). Defective containers are corrected immediately by either transferring the waste into a good container or overpacking the defective container. The sampling and inspection operation that will be conducted in the DSIA consists of collecting samples from waste streams and inspecting the containers in which they arrived to verify that they conform to DOT packaging specifications.

Operators will look for conformance to DOT packaging standards and structural integrity. Package manufacturers are required to stamp markings on the container to indicate the packaging standard met by the container. However, the stamped markings are difficult to read because they are located on the bottom of the container that usually

weighs more than 400 pounds. Therefore, operators conducting the inspection will look for telltale signs that may indicate non-compliance with packaging standards. During the inspection of containers for structural integrity, operators will look for leaks, excessive rust, and severe bends. They will collect a hazardous waste sample from each container in the next step of the operation. Bunghole plugs in closed-top containers and lids in open-top containers will be loosened but not removed. Plugs and lids will be removed only when a sample is collected from the container and are replaced immediately upon collection of the sample.

Containers that will be stored and managed in DSPA 2 hold hazardous waste to be processed for bulk fuel, hazardous wastewater, and solids contaminated with organic constituents. Waste containers to be processed for fuel will be opened just before their contents are pumped into the appropriate bulk fuel storage tank. Wastewater is pumped from drums into hazardous waste fuel storage tanks and solids contaminated with organic constituents will be transferred to the WBUA in closed containers.

Containers that will be transferred to the WBUA that hold solids contaminated with organic constituents will be opened just before their contents are consolidated into bulk transport containers.

A bulk transport container is a roll-off box with a design capacity greater than 121.5 gallons. Waste will be put into the box through one or more openings, each equipped with a removable metal cover that slides on top of the box to open and close the opening. When the cover is secured in the closed position, gaskets in the cover and the box seal the perimeter where both parts make contact to prevent vapors from escaping outside the box. In rare occasions, a roll-off box with an open top may be received from a generator. Such a roll-off box will have its open top covered with a tarp whenever there is a hazardous waste of the type regulated by Subpart CC. The tarp will be made of construction materials that are impermeable to organic vapor and that are not affected by the serviced waste materials and their vapors. These covers can endure the effect of exposure to weather elements and operating practices to which they are subject. When the tarp is secured in the closed position there are no visible holes, gaps, or other open spaces into the interior of the container.

Container openings through which waste is added or removed will be kept open as long as the time period that elapses between each waste addition or removal does not exceeds 15 minutes. The openings will be closed when there is no addition or removal of waste, or when personnel conducting the operation leave the vicinity of the container in question, whichever event occurs first. The openings will be closed also when the container has been filled to the intended level and when the container is not empty as defined in 40 CFR 261.7(b). These operating practices will apply to dump hoppers, tank trailers and roll-off boxes in the WBUA and containers used to transfer waste or overpack containers.

Waste liquid pumped into a container will be conducted in such a manner as to minimize exposure of hazardous waste and emissions to the atmosphere. Waste liquid is added through a fill nozzle at the bottom of the container or a submerged-fill pipe to avoid the splashing of liquid.

D.11.5 STANDARDS FOR CLOSED-VENT SYSTEMS AND CONTROL DEVICES

In accordance with 40 CFR 264.1031 – Definitions, a "Closed-vent system means a system that is not open to the atmosphere and that is composed of piping, connections, and if necessary, flow-inducing devices that transport gas or vapor from a piece or pieces of equipment to a control device." The same section of the 40 CFR 264.1031 reads, "Control device means an enclosed combustion device, vapor recovery system, or flare. Any device the primary function of which is the recovery or capture of solvents or other organics for use, reuse, or sale (e.g., a primary condenser on a solvent recovery unit) is not a control device."

The definition of closed-vent system requires that the system transports vapor to a control device. Definition of a control device means an enclosed combustion device, vapor recovery system, or flare, any of which PFSG does not operate at its facility. A conclusion from both definitions is that PFSG does not operate a closed-vent system conveying vapor to a control device. Hence, requirements of closed-vent systems and control devices do not apply to PFSG.

D.11.6 REPORTING REQUIREMENTS

PFSG will submit a report to GEPD each time hazardous waste is managed in the tank in non-compliance with the conditions specified in 40 CFR 264.1084(b). This written report will be submitted within 15 calendar days of the time PFSG becomes aware of such non-compliance occurrence. The written report will contain EPA identification number, facility name and address, a description of non-compliance event, the cause, and dates of the non-compliance, and the actions taken to correct the non-compliance and prevent reoccurrence of the non-compliance. The report will be signed and dated by an authorized representative of PFSG.

TABLES

TABLE D-1. CONSTITUENTS VOLUME FRACTION COMPOSITION AND SPECIFIC GRAVITY FOR WASTE FUEL AND WASTEWATER PERMA-FIX OF SOUTH GEORGIA, INC. VALDOSTA, GA

CONSTITUENT	WASTE FUEL	WASTEWATER	SPECIFIC GRAVITY
Acetone	0.146	0.017	0.7899
Cyclohexanone	0.013	0.000	0.9480
Ethanol	0.028	0.027	0.7893
Ethyl acetate	0.013	0.017	0.9003
Ethyl benzene	0.011	0.011	0.8670
Heptane	0.004	0.006	0.6837
Hexane	0.009	0.000	0.6603
Iso-butanol	0.004	0.000	0.8018
Iso-propyl acetate	0.004	0.000	0.8718
Methanol	0.011	0.000	1.1100
Methylene chloride	0.002	0.011	1.3266
Methyl ethyl ketone	0.045	0.000	0.8054
Methyl iso-amyl ketone	0.054	0.000	0.8100
Methyl iso-butyl ketone	0.026	0.000	0.7978
Tetrahydrofuran	0.073	0.006	0.8892
Toluene	0.276	0.019	0.8669
Trichloroethylene	0.004	0.000	1.4642
Xylenes and Styrene	0.203	0.011	0.8642
1-Butanol	0.006	0.000	0.8098
1-Propanol	0.002	0.000	0.8053
2-Propanol	0.017	0.000	0.7855
1,1,1-Trichloroethane	0.002	0.000	1.3390
Water	0.047	0.875	1.0000
Column Sum Result	**1.000**	**1.000**	
Specific Gravity	0.8645	0.9886	

FIGURES

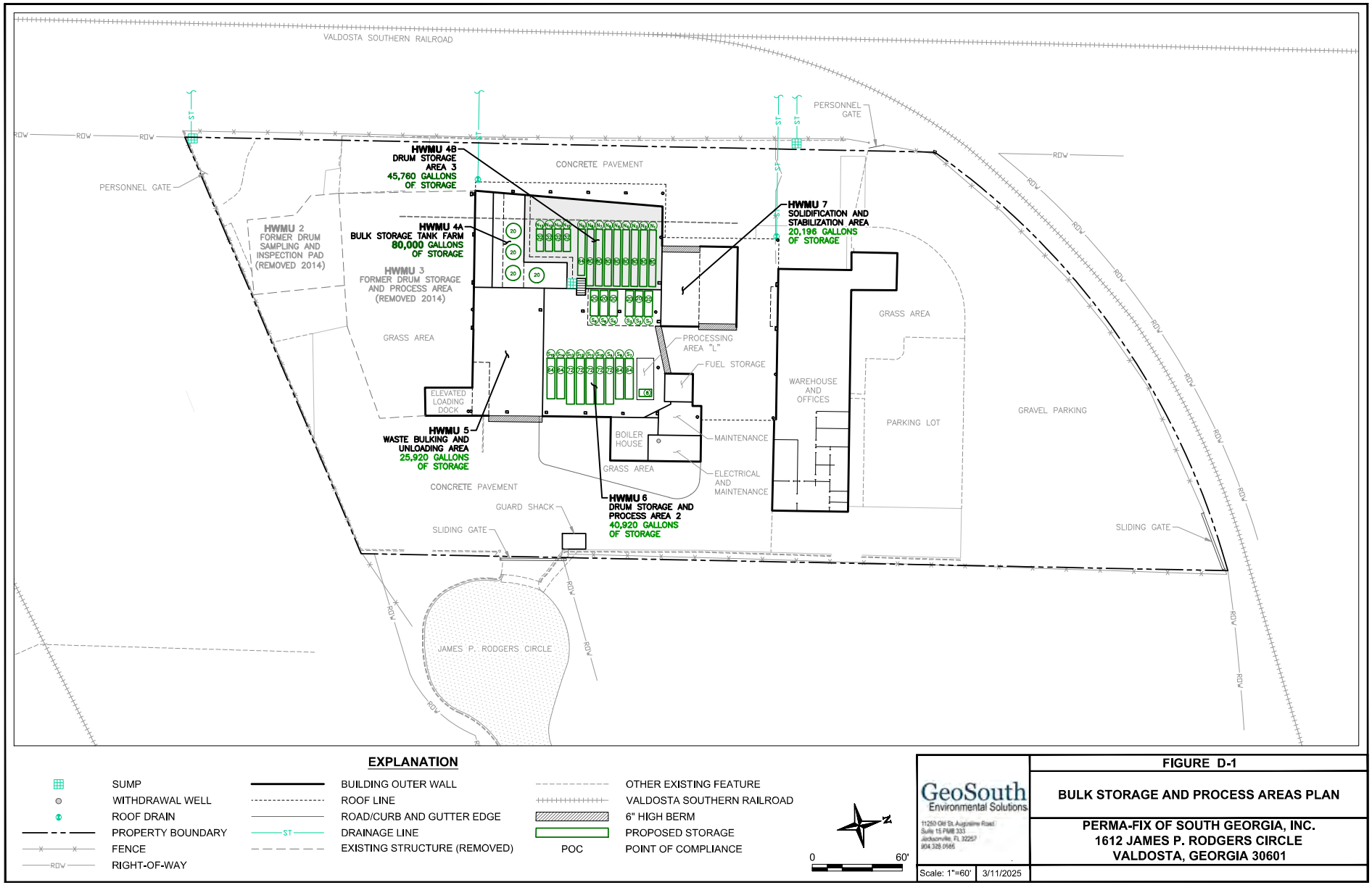

EXPLANATION

- SUMP
- WITHDRAWAL WELL
- ROOF DRAIN
- PROPERTY BOUNDARY
- FENCE
- RIGHT-OF-WAY
- BUILDING OUTER WALL
- ROOF LINE
- ROAD/CURB AND GUTTER EDGE
- DRAINAGE LINE
- EXISTING STRUCTURE (REMOVED)
- OTHER EXISTING FEATURE
- VALDOSTA SOUTHERN RAILROAD
- 6" HIGH BERM
- PROPOSED STORAGE
- POC — POINT OF COMPLIANCE

N

0 60'

GeoSouth Environmental Solutions
11250 Old St. Augustine Road
Suite 15 PMB 333
Jacksonville, FL 32257
904.328.0566

Scale: 1"=60' | 3/11/2025

FIGURE D-1

BULK STORAGE AND PROCESS AREAS PLAN

PERMA-FIX OF SOUTH GEORGIA, INC.
1612 JAMES P. RODGERS CIRCLE
VALDOSTA, GEORGIA 30601

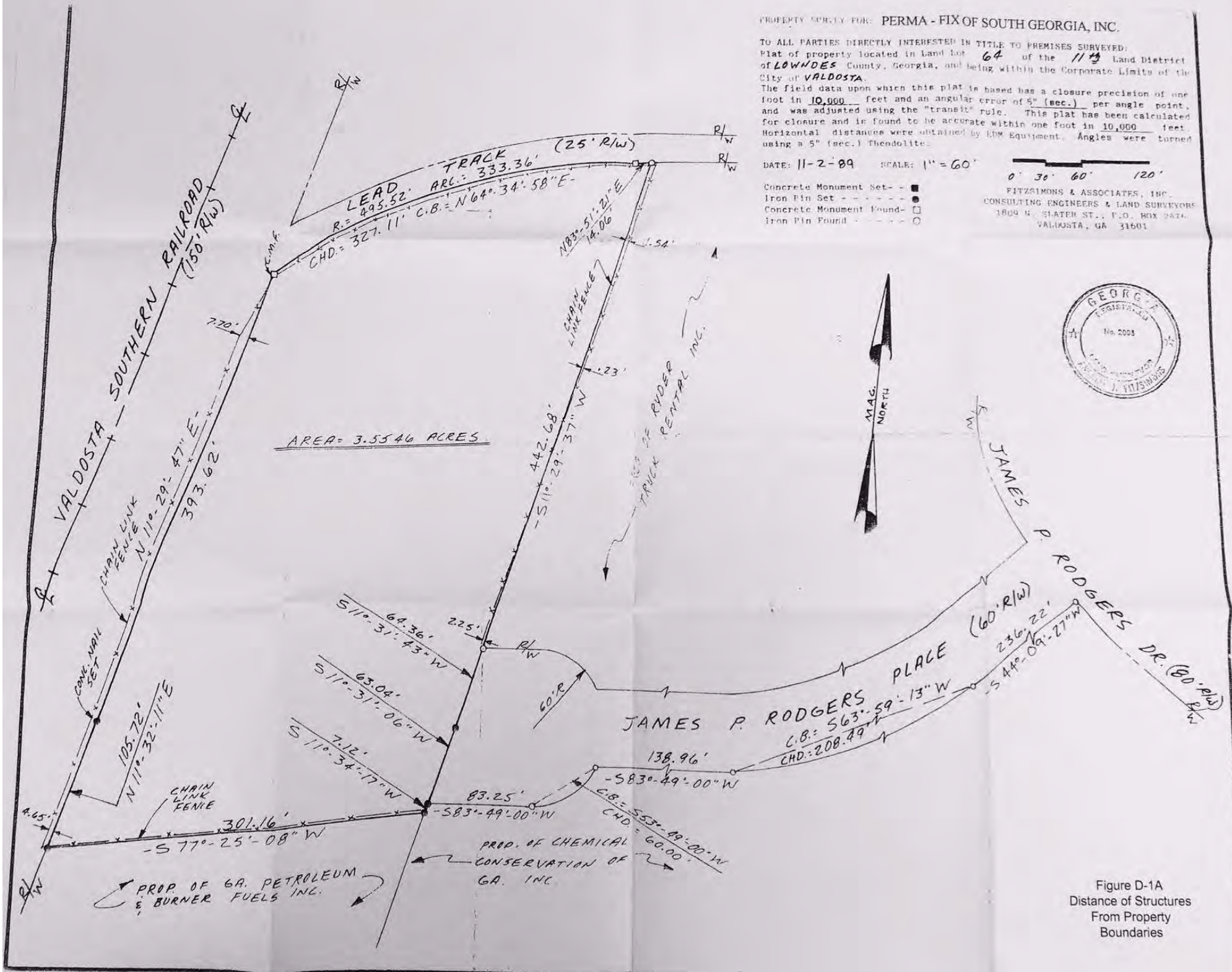

Figure D-1A
Distance of Structures
From Property
Boundaries

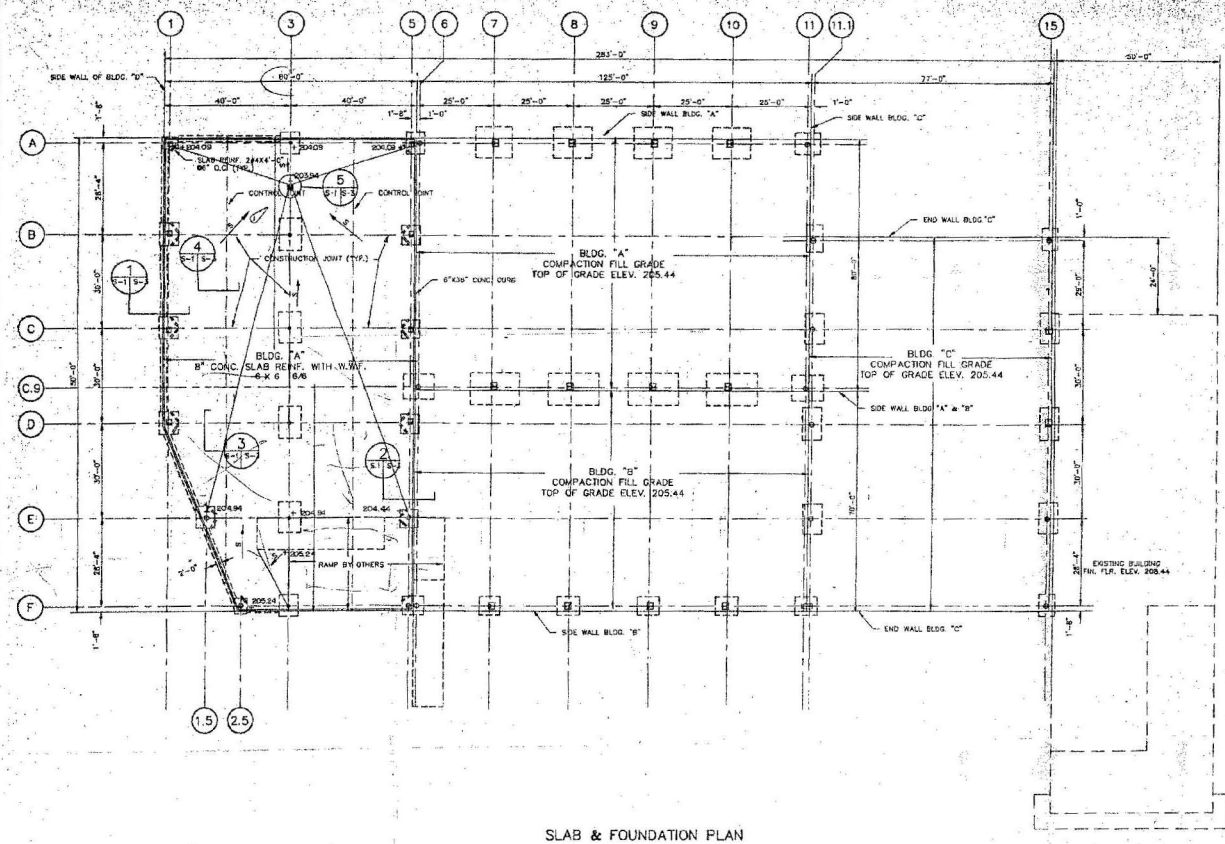

SLAB & FOUNDATION PLAN

SCALE: 1/16"=1'-0"

FIGURE D-2

DRUM STORAGE AND PROCESS AREA
SLAB AND FOUNDATION PLAN

Const. Key
Construc. Jt Sawn

Transtech

Engineers • Architects • Planners • Surveyors

PERMA - FIX OF SOUTH GEORGIA, INC.
STANDARD CONTRACTORS, INC.
VALDOSTA, GEORGIA

SCALE: 1/16"=1'-0"
ISSUED DATE: FEB. 3, 1988

SLAB & FOUNDATION PLAN

SHEET
S-1

Fig D-2

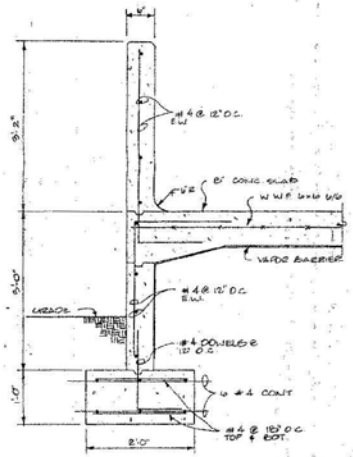

SECTION (1 / S-1 S-3)

SCALE: 1"= 1'-0"

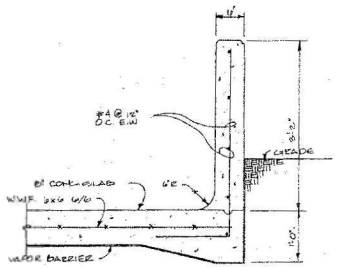

SECTION (2 / S-1 S-3)

SCALE: 1"=1'-0"

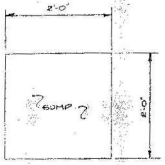

PLAN

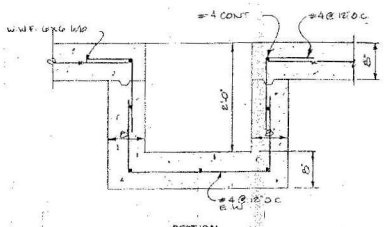

SECTION

SUMP PIT DETAIL (5 / S-1 S-3)

SCALE: 1"= 1'-0"

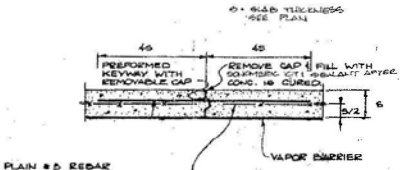

CONSTRUCTION JOINT (3 / S-1 S-3)

NTS.

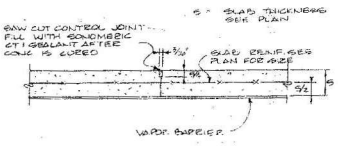

CONTROL JOINT (4 / S-1 S-3)

NTS

GENERAL NOTES

1. THESE NOTES SHALL APPLY EXCEPT WHERE OTHERWISE INDICATED BY DRAWINGS OR SPECIFICATIONS.
2. WHERE A SECTION, NOTE, OR DETAIL IS SHOWN FOR ONE CONDITION IT SHALL APPLY AT ALL LIKE OR SIMILAR CONDITIONS.
3. A MINIMUM OF EXCAVATION SHALL BE DONE TO INSTALL THE WORK SHOWN BY THE DRAWINGS. NO EXCAVATION TO BE CARRIED BELOW A LINE PROJECTED AT 30 DEGREES BELOW THE HORIZONTAL FROM THE BOTTOM EDGE OF ANY FOOTING AND NO WATER SHALL FLOW IN FOUNDATION EXCAVATIONS OR AGAINST WALLS DURING CONSTRUCTION.
4. ALL FOOTINGS SHALL BEAR ON SOIL OF SAFE BEARING CAPACITY SHOWN UNDER "UNIT STRESSES." IF AFTER EXCAVATION THE CONDITION OF THE SOIL INDICATES A SAFE BEARING CAPACITY LESS THAN THAT REQUIRED, THE ENGINEER SHALL BE NOTIFIED FOR ADDITIONAL INSTRUCTIONS BEFORE PROCEEDING.
5. BACKFILLING COMPACTION TEST AND FIELD DENSITY TESTS TO BE PERFORMED AS REQUIRED. COMPACTED FILL ON TOP OF FOOTING SHALL HAVE A MINIMUM DENSITY OF 100 PCF AND BACKFILL TO THE ELEVATION SHOWN ON THE PLAN.

CONCRETE NOTES:

6. CONSTRUCTION JOINTS TO BE MADE ONLY AT LOCATIONS SHOWN BY THE DRAWINGS OR APPROVED BY THE ENGINEER.
7. PIPES, DUCTS, CONDUITS, INSERTS, ETC. SHALL BE LOCATED WHERE THEY WILL NOT IMPAIR THE STRENGTH OF THE STRUCTURAL SYSTEM. NO OPENINGS TO BE MADE WITHOUT THE APPROVAL OF THE ENGINEER.
8. MATERIALS AND UNIT STRESSES:
   SOIL BEARING PRESSURE: 3,000 P.S.F.
   CAST IN PLACE CONCRETE: 28 DAY STRENGTH 3000 PSI
9. ALL REINFORCING STEEL WILL BE GRADE 60 BILLET STEEL AND CONFORM TO THE LATEST A.S.T.M. STANDARDS A-615.
10. ALL REINFORCING STEEL WILL BE FREE OF RUST, SCALE, OR OTHER FOREIGN MATERIAL PRIOR TO PLACING CONCRETE.
11. SPLICES NOT SHOWN ON THE DRAWING SHALL HAVE ACI 318, CLASS "C" SPLICE.
12. ALL MAIN REINFORCING STEEL TO HAVE A MINIMUM COVER OF 3/4" FOR SLAB, 1-1/2" FOR WALLS AND COLUMN PIERS NOT EXPOSED TO THE WEATHER OR THE GROUND, 2" FOR WALLS OR COLUMN PIERS EXPOSED TO THE WEATHER OR THE GROUND, AND 3" FOR CONCRETE POURED DIRECTLY AGAINST THE EARTH.
13. CONCRETE WILL BE KEPT ABOVE 50° F. AND IN A MOIST CONDITION FOR FIRST 7 DAYS AFTER PLACING.
14. CONCRETE FLOORS TO RECEIVE A CURING MEMBRANE OF MASTERSEAL M8425 APPLIED IN STRICT ACCORDANCE WITH MANUFACTURERS WRITTEN INSTRUCTION.
15. CONSTRUCTION JOINTS IN FLOOR SLAB TO BE FORMED WITH PREMOULDED TONGUE & GROOVE JOINTS AS MANUFACTURED BY W. R. MEADOWS "SEALTIGHT" OR APPROVED EQUAL.
16. WELDED WIRE FABRIC TO BE SIZED AS SHOWN AND CONFORM A. C. I. BUILDING CODE.
17. FLOORS TO RECEIVE RESILIENT FLOORING SHALL RECEIVE STEEL TROWEL FINISH EXCEPT NOTED OTHERWISE.

FIGURE D-3

DRUM STORAGE AND PROCESS AREA
CONSTRUCTION SPECIFICATION AND DETAILS

Transtech
Engineers • Architects • Planners • Surveyors
330 West College St. • Griffin, Georgia 30223
404-228-8511 (Dekalb) • 404-468-3006 (Atlanta)

GEORGIA REGISTERED PROFESSIONAL ENGINEER SEAL

PERMA-FIX OF SOUTH GEORGIA, INC.
STANDARD CONTRACTORS, INC.
VALDOSTA, GEORGIA

DWN. BY: KKW | SCALE: AS NOTED
CKD. BY: SS | ISSUED DATE: FEB 3, 1988
DATE | BY | REVISIONS | DRAWING NO. REVISED

2-5-88 K.W.P. ADDED SUMP PIT DETAIL
BJS
STM ZONE

SECTIONS & DETAILS

SHEET
S-3

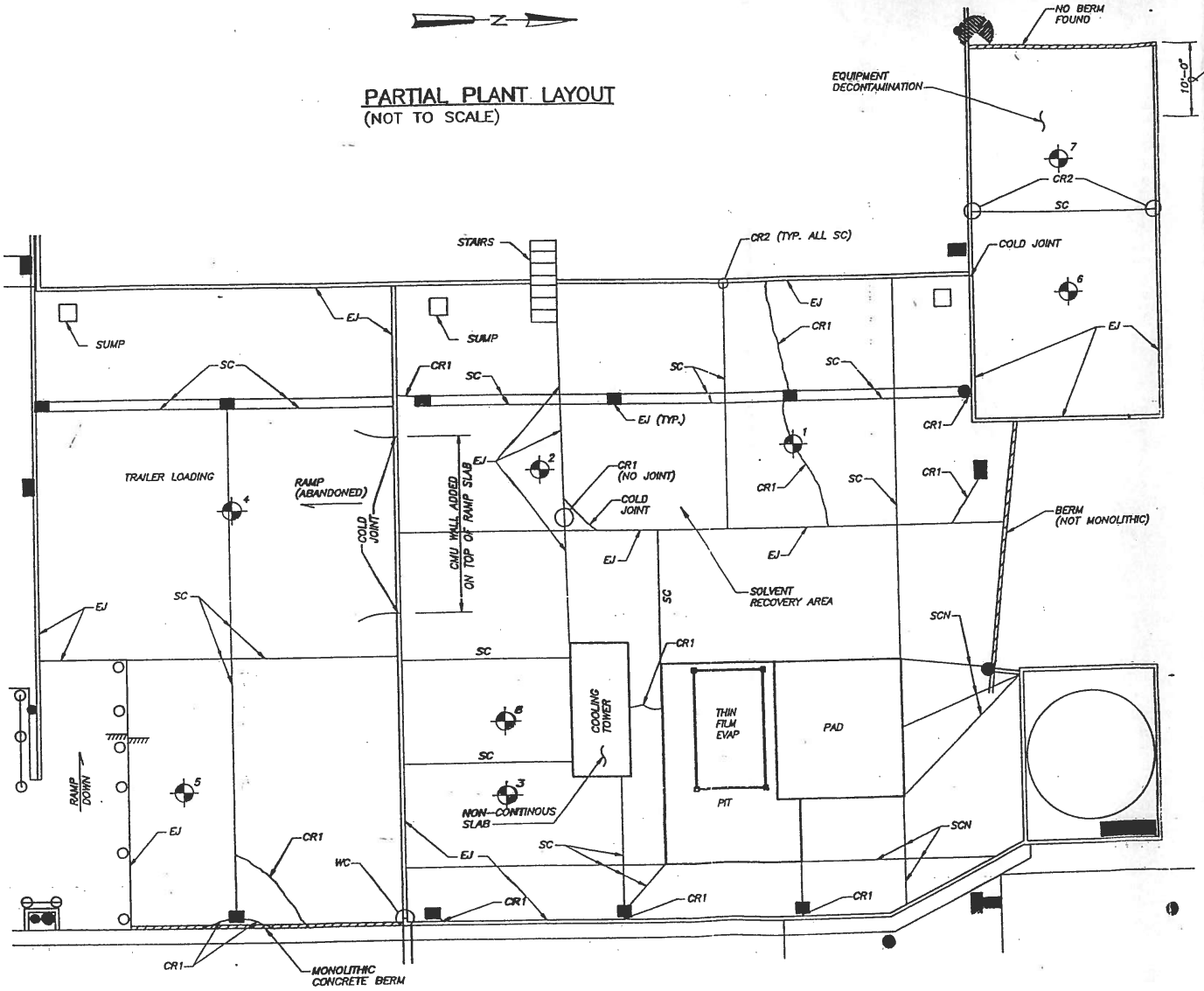

FIGURE D-4

FLOOR SLAB CRACK EVALUATION

LEGEND

- 6 – SLAB CORE & SOIL BORING LOCATION
- CR1 – TYPE 1 CRACK
- CR2 – TYPE 2 CRACK
- EJ – EXPANSION JOINT W/ SEALANT
- SC – SAW CUT JOINT W/ SEALANT
- SCN – SAW CUT JOINT W/ NO SEALANT
- WC – WALL CRACK

FIGURE D-5

TYPICAL WALL SECTION FOR TRAILER LOADING AREA AND SOLVENT RECOVERY CONTAINMENT WALLS

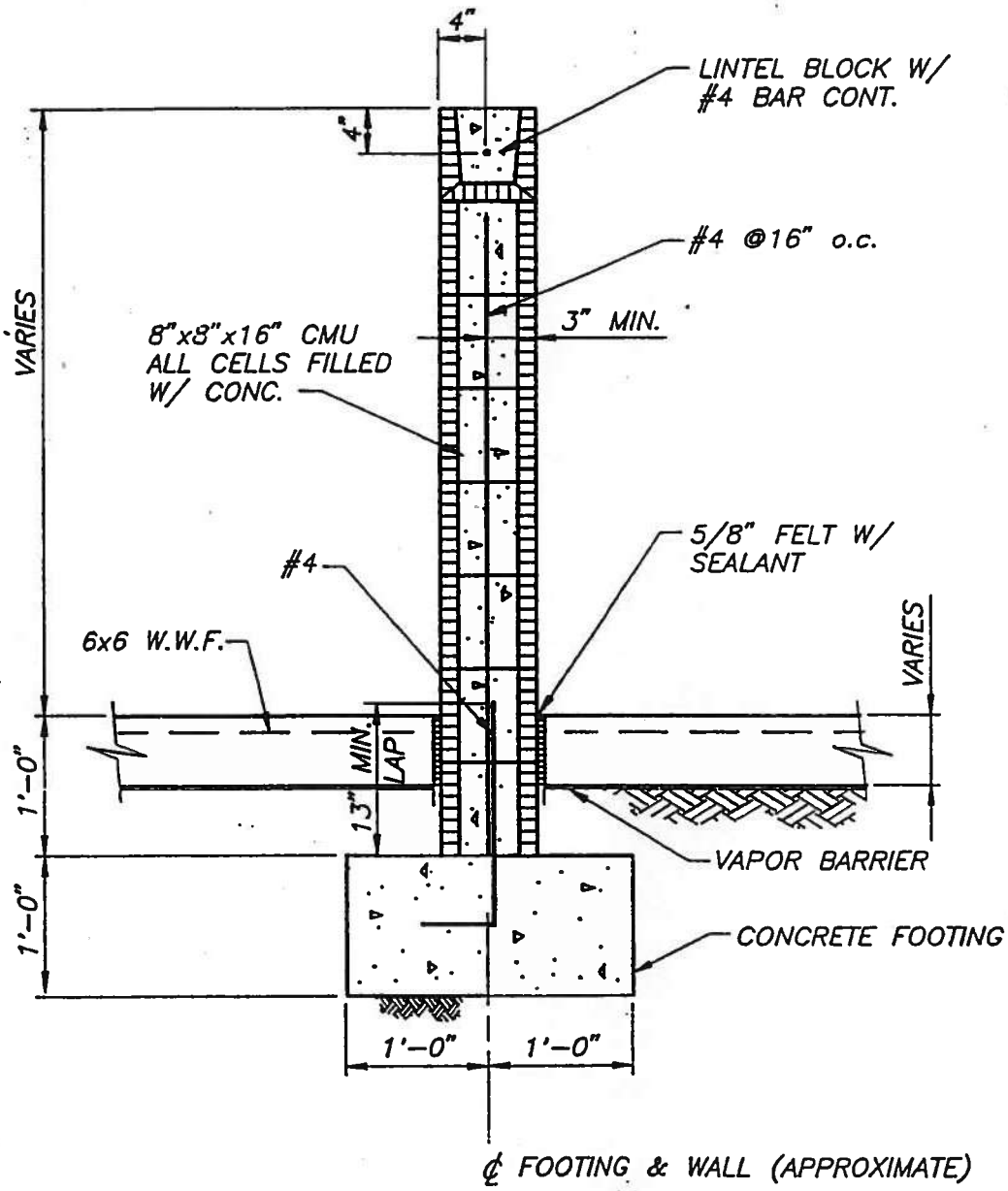

TYPICAL WALL SECTION

SCALE: 3/4"=1'-0"

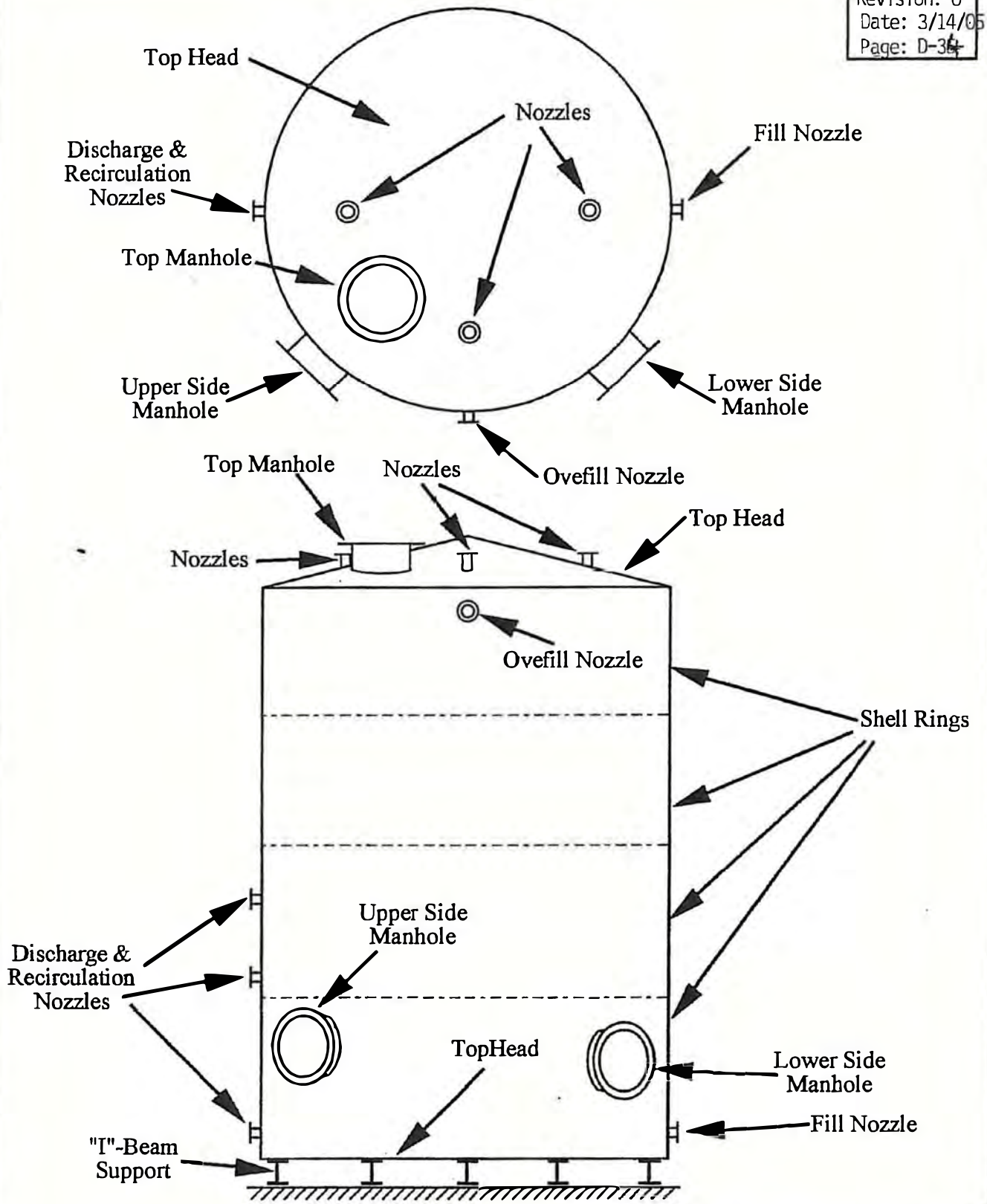

Perma-Fix of South Georgia, Inc.
Typical Tank Construction Diagram
Prepared by: A. Gonzalez
November 13, 1998
Not to scale

FIGURE D-6

FIGURE D-7
EMISSION CONTROL SYSTEM FOR TANKS

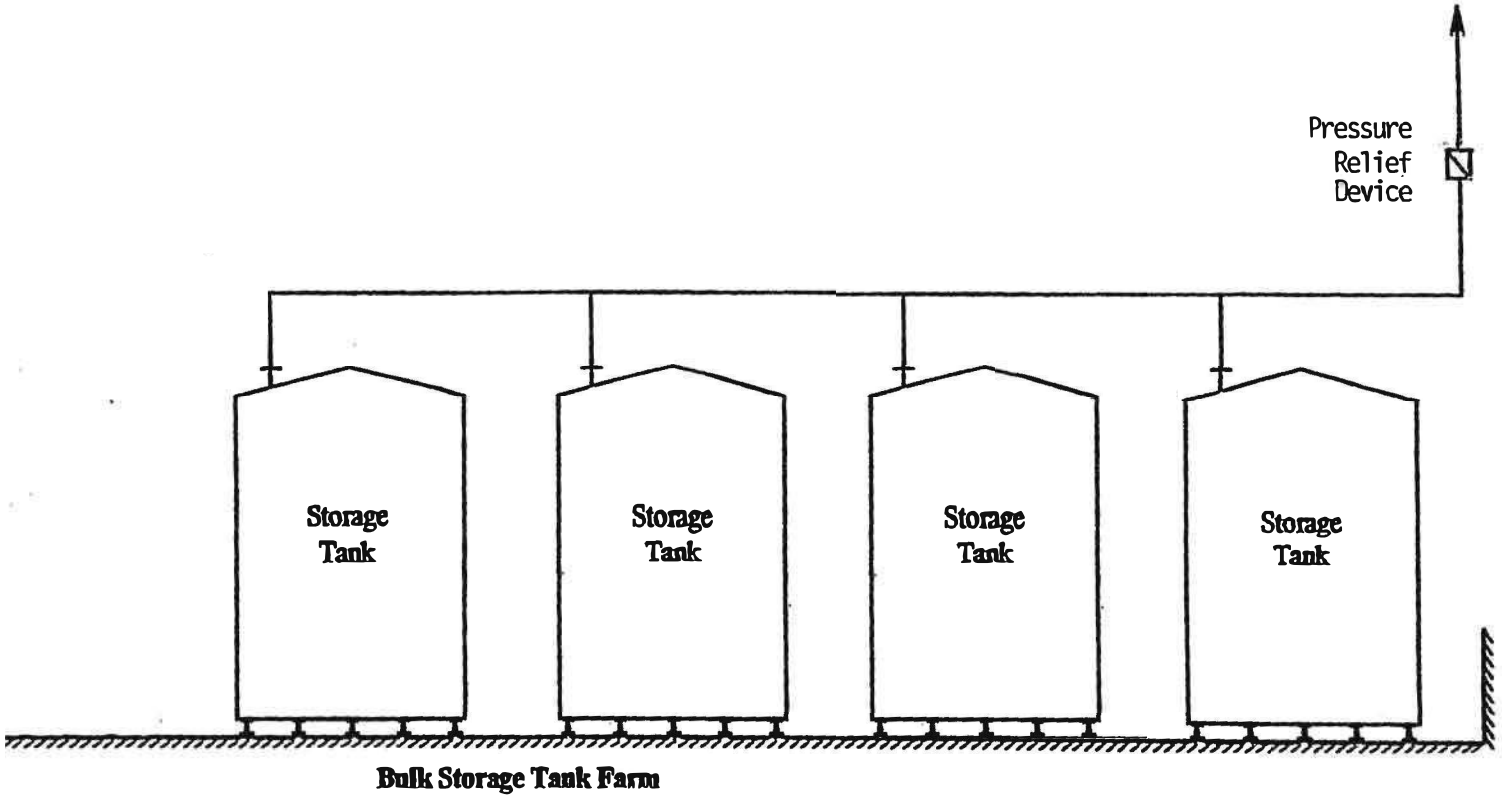

EXHIBITS

EXHIBIT D-1

MANUFACTURER'S TECHNICAL SPECIFICATIONS FOR JOINT SEALANTS AND COATINGS

THE ORIGINAL CONCRETE DENSIFICATION TECHNOLOGY

DENSIFY

ASHFORD FORMULA™

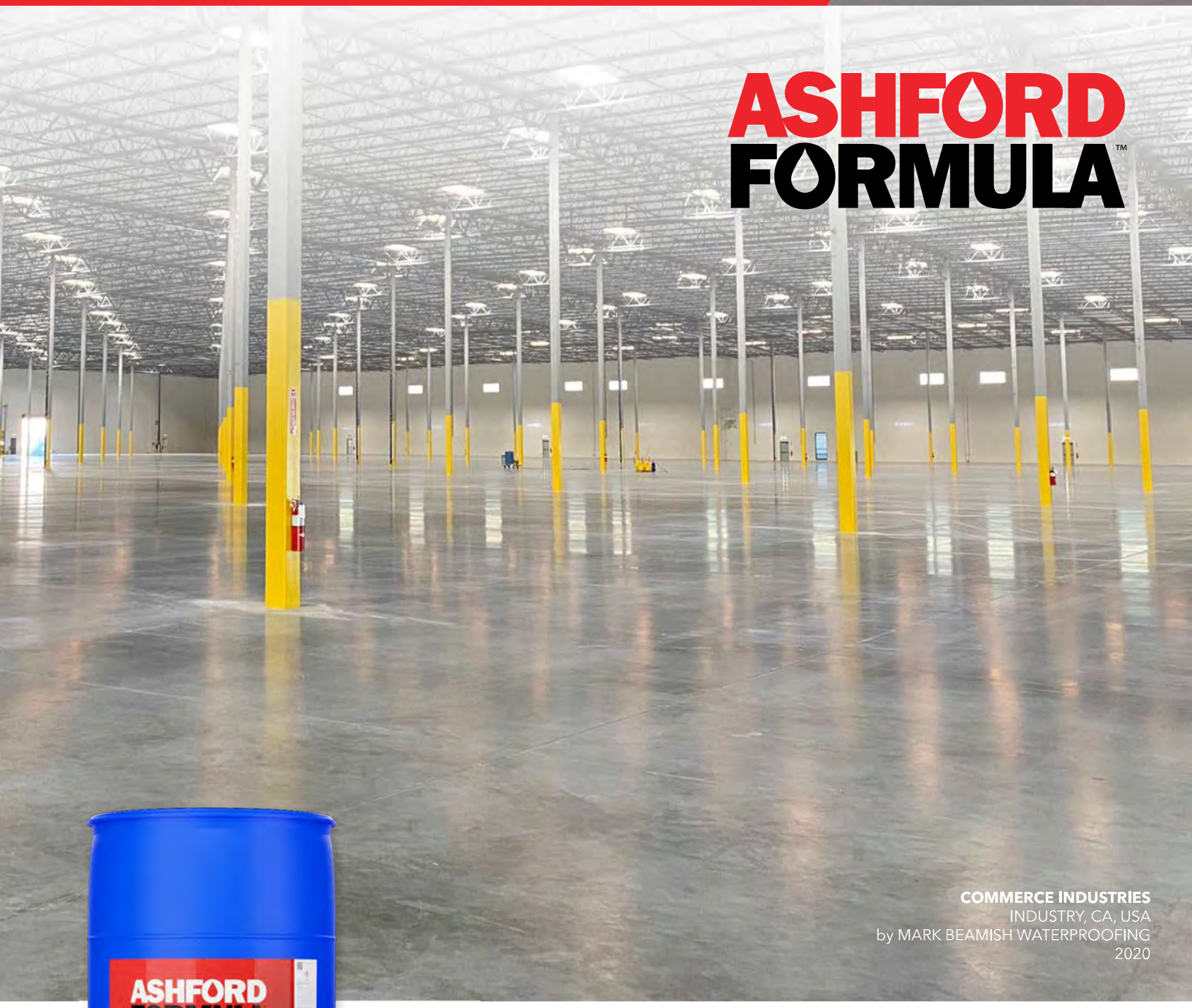

COMMERCE INDUSTRIES
INDUSTRY, CA, USA
by MARK BEAMISH WATERPROOFING
2020



Think concrete's tough?

We make it tougher.

ASHFORDFORMULA.COM **801.489.5663 / 800.998.5664**

CURECRETE

BENEFITS

Ashford Formula is a chemically reactive liquid that penetrates the concrete, solidifying the concrete surface components into a solid mass. It produces a permanently denser, harder, penetration and abrasion-resistant concrete surface. Ashford Formula is inorganic, non-toxic, VOC free, colorless and odorless.

DENSIFIES

Ashford Formula densifies concrete surfaces into a **solid mass** by penetrating the concrete and chemically filling the pores from within.

ABRASION RESISTANCE

Ashford Formula chemically hardens the concrete surface, increasing the **abrasion resistance by 32%**.

DUSTPROOFS

Ashford Formula **combines with calcium hydroxide**, becoming an integral part of the concrete, thus completely dustproofing the surface. This **reduces maintenance costs** and protects inventory and equipment from concrete dust.

CURES

Ashford Formula reacts immediately, chemically **stabilizing the finished concrete surface**. It also **accelerates and enhances hydration of the portland cement**, helping the concrete reach its design properties.

PERMANENT SHEEN

Over time, Ashford Formula treated floors will develop a permanent and attractive sheen. Rather than eroding with traffic, the floor surface actually begins to self polish.

Note: Open or porous surfaces, or floors with poor surface integrity may not achieve these results.

ELIMINATES HIGH MAINTENANCE COSTS

Application of the Ashford Formula is a one-time, permanent application. This **eliminates** the need for **expensive re-application materials, labor costs** and **facility downtime**. Routine surface cleaning is all that is required for long-term maintenance.

DENSIFY FOR STRONGER, TOUGHER CONCRETE FLOORS

For years, concrete floors were protected with films and coatings - merely temporary solutions which wear away and require re-application. Ashford Formula takes a different approach by penetrating the concrete surface, growing crystals in the concrete itself. This reaction fills the natural pores and voids in the concrete, densifying the surface internally.



NON-DENSIFIED CONCRETE

A simple scratch test with a metal object demonstrates the softness of non-densified concrete.

This non-densified concrete sample reveals the porous structure of concrete, which leads to wear and deterioration.





ASHFORD FORMULA DENSIFIED CONCRETE

Scratching a concrete surface densified with Ashford Formula reveals no erosion or dusting. Ashford Formula has strengthened the concrete surface from within.

Ashford Formula densifies by penetrating the concrete surface and filling the natural pores and voids with crystalline growth.



PROLOGIS PARK
SAITAMA, JAPAN
by COSMO TRADE
2015

THE RIGHT DECISION NOW, AND FOR THE FUTURE

There are so many choices and so many reasons, but the decision is simple. An Ashford Formula treated floor simply out-performs the competition in results and long-term cost savings, with an economical one-time investment. Properly densifying your floor means doing the job right the first time for results that last a lifetime.

SUBSTANTIAL COST SAVINGS

- Proven long-term performance at minimal cost
- Single, permanent application - no need for expensive re-application materials, labor or costly facility downtime
- Quick application - saves valuable construction time and cost
- Eliminates high maintenance costs - only routine cleaning is required for optimum results

REDUCED ENVIRONMENTAL IMPACT

- Use of existing concrete floors as the finished surface
- Permanent life cycle - no need for replacement like floor coverings
- Produces no fumes, vapors, off-gassing; VOC free - improves indoor air quality
- Contributes to LEED points for sustainable building
- Packaged in re-conditioned blue drums

CERTIFICATIONS & RECOGNITIONS

- TÜV SÜD TM 14 Tested and Certified
- Zero (0) VOCs
- CE Declaration of Conformity
- REACH Certified
- NFSI Certified "High-Traction"
- Approved for use in food handling facilities

"I AM CONVINCED THAT THE ASHFORD FORMULA IS THE ONLY WAY TO GO, AND I DON'T HESITATE TO GIVE THE FORMULA AN UNQUALIFIED RECOMMENDATION."

J. Keith McCoy, Chief of Maintenance, Pennzoil Company



PENNZOIL EXECUTIVE HANGAR
HOUSTON, TX, USA
1980









REAL PROJECT HIGHLIGHTS

1. **LEGO**
   by eMZet SRO - CZECH REPUBLIC
2. **Las Vegas Convention Center - West Hall**
   by Midwest Pro Painting - USA
3. **Otis Offices**
   by ERA Ltd. - TURKEY
4. **Parking Garage**
   by Ashford Formula de Mexico - MEXICO
5. **Costco**
   by Gia Phu Dinh Construction - VIETNAM
6. **Uline Warehouse**
   by Sanders & Wohrman - USA
7. **China Tobacco Distribution Center**
   by Wuxi Hua Can Chemical - CHINA
8. **Melbourne Market Relocation**
   by Green Concrete Products - AUSTRALIA

INDUSTRIES SERVED

- > Correctional Facilities
- > Data Centers
- > Distribution Centers
- > Exhibit Halls
- > Manufacturing Plants
- > Outdoor Concrete
- > Parking Decks / Garages
- > Retail Stores
- > Stadiums / Sports Arenas
- > Warehouses

Note: This is not a comprehensive list. Ashford Formula and Curecrete's line of supporting products can be used on most any concrete floor serving a multitude of industries and functions.









REAL PROJECTS

ONLINE PHOTOBOOK
More amazing project photos at your fingertips!

A SOLID FOUNDATION, FROM THE GROUND UP

*Your business productivity requires a solid, **DENSIFIED** concrete floor.*

Your concrete floor is more than a building foundation. It is also the foundation of your business productivity. For lifelong floor performance, long-term cost effectiveness and sustainability, worldwide corporations like Caterpillar, CocaCola, DHL, Procter & Gamble, IKEA and Whirlpool have chosen Ashford Formula as their concrete densifier of choice.

With its one-time application, the Ashford Formula never requires re-treatment. It provides exceptional performance for the entire life of your floor. Never halt your business productivity or pay for costly repeated applications down the road. It's why notable worldwide corporations have chosen the performance of the Ashford Formula.

With the longest proven track record of performance in the industry, over 70 years, Ashford Formula is the trusted product for permanent, superior concrete floor results.

TECHNICAL DATA

PRODUCT INFO



DESCRIPTION

Clear, odorless, non-toxic, non-combustible, non-flammable. Contains no VOCs.

USES

Concrete, heavyweight concrete block, exposed aggregate and other sand/aggregate portland cement combinations.

New or old concrete, rough or smooth surfaces.

FUNCTIONS

Densifies, dustproofs, hardens and cures. Protects against dusting, pitting, spalling, efflorescence and surface crazing. Inhibits freeze/thaw deterioration.

PACKAGING

- 55 - gallon drums / 208 liters
- 5 - gallon pails / 19 liters

STORAGE LIFE

Indefinite. Agitate before use.

COVERAGE

Approximately 200 ft²/gal (5 m²/L).

Coverage may depend on the temperature and porosity of the concrete.

TEMPERATURE LIMITS

Apply in temperatures up to 115°F (46°C) or as low as 35°F (1.7°C) and protect from freezing for a period of six (6) days.

SURFACE PREPARATION

- Freshly Finished Concrete (NEW): No preparation required.
- Existing Concrete (OLD): Sweep, scrub or strip concrete to remove any surface contaminants or film.

APPLICATION

Only one permanent application is required. Apply with high-volume, low-pressure sprayer until flood coat is achieved. Work material into the surface with fine-bristled brooms, or with an auto scrubber. Keep the entire surface wet with Ashford Formula for 30 minutes. Then when the Ashford Formula becomes slippery, flush completely with water and squeegee dry or vacuum excess with an automatic scrubber.

See **Spec Data Sheet or Application Specifications for specific details.*

DRYING TIME

One (1) to three (3) hours. The surface may be used as soon as the application is complete and the surface is dry to the touch. Newly placed concrete requires the normal hardening period.

SURFACE APPEARANCE

On smooth troweled concrete, a sheen develops within 6-12 months. All other surfaces retain their natural appearance. The sheen can be accelerated by burnishing the floor. A spiff coat can also be used to enhance the initial sheen.

EQUIPMENT CLEAN-UP

Use soap and water before the Ashford Formula dries.

PAINTING

Allow at least seven (7) drying days before applying paint on existing concrete.

Allow twenty-eight (28) days for proper curing before painting new concrete.

NOTES

Apply to colored concrete only after the slab is fully cured, unless installed by a factory certified applicator.

Do not allow to dry on finished surfaces (glass, aluminum, stainless steel, walls, etc.) as permanent etching may occur. Any spills on these surfaces should be removed while the Ashford Formula is still in liquid form.

The Ashford Formula may not prevent deterioration of floor slabs on which salts from ice melt are allowed to accumulate, especially when the floor is exposed to frequent wet/dry cycles. Regular and frequent cleaning of all slabs exposed to road salts is critical to preventing salt-related damage.

Although the Ashford Formula provides a dense concrete surface, it cannot in all cases prevent the migration of moisture vapor from beneath a floor slab. In conditions of high vapor drive, salts and other inorganics may still be deposited on concrete floor surfaces treated with the Ashford Formula, especially when no vapor barrier has been installed beneath the slab.

*Ashford Formula is a highly effective compound which delivers superior results. Application should be performed by qualified contractors with a clear understanding of its application and uses. *See **Spec Data Sheet or Application Specifications** for specific details.*

QUICK LINKS

APPLICATION SPECS

HPD v2.2

MANU SPEC

SAFETY DATA SHEET (SDS)

TECH SPEC DATA

PERFORMANCE CRITERIA



INCREASED ABRASION RESISTANCE

ASTM C 779 - Depth of Wear

Abrasion Resistance to Revolving Disks: An improvement of 32.5% over untreated samples after 30 minutes.

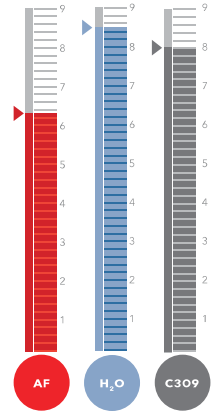

ENHANCED CURING

ASTM C 856 - Petrographic Examination (Density of the Paste)

The number of unhydrated cement grains remaining on the surface - depth of 150 - 250 µm. Fewer unhydrated cement grains mean better curing.

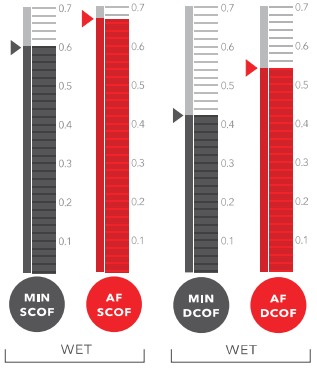

HIGHER FRICTION

ANSI / NFSI B101.1-2009 & ANSI / NFSI B101.3-2012

Static Coefficient of Friction (SCOF) and Dynamic Coefficient of Friction (DCOF) minimum standards vs. Ashford Formula:
SCOF - 0.60 vs. 0.67 // DCOF - 0.42 vs. 0.54

NFSI HIGH-TRACTION

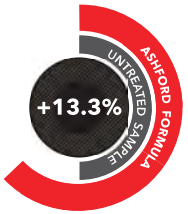

GREATER IMPACT RESISTANCE

ASTM C 805 - Rebound Number

Impact Resistance by Schmidt Hammer: An increase of 13.3% over untreated samples.

BONDING

ASTM D 3359 - Surface Adhesion

Adhesion of Coatings:
For epoxy, a 22% increase in adhesion over untreated samples. No change in adhesion for polyurethane.

PERMEABILITY

Seepage Rate

Using a 7 in. (177.8 mm) head of water on a 4.91 in² (124.71 mm²) area treated with Ashford Formula only allowed a rate of 0.00073 oz (0.022 cc) / hour. After several days the sample became damp, but no observable local seepage.

WEATHERING

ASTM G 23 - Light Exposure Degradation

Exposure to ultraviolet light and water: No evidence of adverse effects on the samples treated with Ashford Formula.

VOC EMISSION TEST COMPLIANCE

California Dept of Public Health CDPH / EHLB / Standard Method Version 1.2, 2017

Indoor air quality compliant.
Certificate and test results available upon request.

ELECTRICAL RESISTANCE OF DISSIPATIVE RESILIENT FLOORING

ASTM F150 - Standard Test Method for Electrical Resistance of Conductive & Static Dissipative Resilient Flooring

Considered static dissipative.
Certificate and test results available upon request.

This technical information is provided as a general performance profile for evaluating the appropriate use of Ashford Formula. Independent laboratories obtained the test performance results under controlled environments. Curecrete Distribution, Inc. makes no claim that these tests, or any other tests, accurately represent actual design and/or usage environments.

MAINTENANCE

PROPER MAINTENANCE
OPTIMAL PERFORMANCE
...for a lifetime.

MAINTENANCE PROGRAM

An effective maintenance program that includes routine scrubbing with stiff bristle brushes, ample down pressure, and proper amounts of water and cleaner will enhance the floor's performance significantly. Implementation of the following maintenance program will allow the Ashford Formula to continue to react with the concrete, lifting contaminants away from the concrete and allowing the marble-like sheen to develop.

Scrub Floor OFTEN: Minimum routine cleaning 2 - 3 times per week with *CreteClean Plus with Scar Guard* provides superior results.

Clean Spills QUICKLY: After densification is complete, concrete will resist contamination and moisture penetration of most liquids. Corrosive or aggressively staining contaminants should be removed quickly to avoid possible staining.

RECOMMENDED SUPPLIES

> **Automatic Scrubber**
Capable of 125 - 150 lbs. of downward pressure.

> **Medium-Aggressive Nylon Brushes**
Accelerates the sheen and creates a more uniform appearance.

> **Cleaner*: *CreteClean Plus with Scar Guard*™**
Performance enhancing cleaner specifically designed to clean densified and densified-polished concrete floors. Regular use helps decrease the visibility of minor scratches and blemishes and helps maintain the concrete sheen.

> **Large Volumes of Water**
Water used while cleaning the concrete surface will actually accelerate the reaction between Ashford Formula and the concrete.

> **Chemical Strippers: *CreteStrip*™, *CreteStrip FS*™**
Use as directed and necessary.

> **Polypropylene or Stiff-Poly Brushes**
Regular maintenance after sheen develops.

**If other cleaners are used they should be non-acidic and void of hydroxides and sulfates.*

RECOMMENDED PRODUCTS

CLEANER:

CRETE CLEAN PLUS WITH SCAR GUARD™

- 1 gal. (3.79 L) jugs
- 5 gal. (19 L) pails
- 55 gal. (208 L) drums

CRETE CLEAN PLUS WITH SCAR GUARD™ SINGLE DOSE

12 oz bottle with easy dosing meter for mop and bucket cleaning, and small and large auto scrubbers!

CHEMICAL STRIPPERS:

CRETE STRIP™

- 5 gal. (19 L) pails
- 55 gal. (208 L) drums

CRETE STRIP FS™

- 1 gal. (3.79 L) jugs
- 5 gal. (19 L) pails

SALT PROTECTION:

SALT SLAYER

- 5 gal. (19 L) pails
- 55 gal. (208 L) drums

CASE STUDY: NORTH POINT TOYOTA



The use of truck soap had caused this floor to have a dull appearance. After a proper maintenance program was implemented, the natural sheen from the Ashford Formula was once again visible.

NORTH POINT TOYOTA
LITTLE ROCK, AR, USA
by ROBERTS-MCNUTT, INC.
2007



AIRCRAFT HANGAR
BRUNEI
by BUE BRUNEI
2014

The TRUTH is...
How you treat your floor now, determines how your floor will treat you down the road.

LIFELONG, OPTIMAL PERFORMANCE

Cleaning your Ashford Formula floor is convenient, economical and will result in a floor that has a marble-like sheen that improves with age. With Ashford Formula, there is no surface film or coating present to peel, blister or require expensive replacement and repeated applications. The floor's performance, as well as the satin sheen that develops over time, is enhanced by proper cleaning and maintenance. Following a proper maintenance program as outlined here will ensure optimal floor performance for a lifetime.

EXPECTATIONS FROM A PROPERLY MAINTAINED FLOOR

IMMEDIATELY AFTER TREATMENT

- The hardening and dustproofing will take effect within the normal curing period on new concrete and within 24-48 hours on existing concrete. **The floor will have a normal concrete appearance or a slight sheen (broom-finished or rough-textured concrete will retain its natural concrete appearance).**
- The density and hardness of the floor will be immediately enhanced. However, care should be taken not to gouge the floor with nails, etc. after the initial placement.
- To accelerate the sheen, the floor can be burnished with a high speed propane burnisher and a black stripping pad at 1800 to 3000 RPMs, or cleaned daily using an auto-scrubber equipped with medium-aggressive nylon brushes. A spiff coat can also be done to enhance the initial sheen.

3-6 MONTHS AFTER TREATMENT

- If the standard maintenance program is followed, smooth-troweled floor surfaces will develop a sheen.
Note: A sheen will not develop on floors with an open, porous finish, or on floors with a broom finish.
- On steel-troweled floors, water typically begins to bead on the surface.

12 MONTHS AFTER TREATMENT

- A hard shell-finished surface will develop.
- Surface is resistant to oil penetration and moisture contamination.

ONE COMPLETE SYSTEM

ONE COMPLETE SYSTEM FOR ALL YOUR DENSIFIED AND DENSIFIED-POLISHED CONCRETE FLOORING NEEDS



PREPARE / FILL &



REPAIR / DENSIFY / DENSIFY-POLISH / PROTECT / CLEAN + MAINTAIN

Product availability varies by market. Contact your local representative.

ONE EXPERT SOURCE

70+ YEARS

QUALITY

A quality floor, paired with quality products, equals superior flooring results. Let our products take your floor to the next level.

PERFORMANCE

From start to "finish," our One Complete System of concrete floor products outperforms the competition and will enhance your concrete floors' performance durability, longevity and appearance.

VALUE

Your floors, done right, and done once, will save you time and money in the long term. Products that don't perform, and which require repeat applications, hamper your business' productivity and bottom line.

70+ YEARS OF LIVING PROOF THAT ABSOLUTELY CAN'T BE DISPUTED

Whether old or new concrete, our products will enhance your floor's performance, ensuring its durability and longevity for a lifetime.

THE "ORIGINAL" CONCRETE DENSIFER

Built in 1949, the Casa de Cadillac dealership in Sherman Oaks, CA, USA is one of the earliest documented floors treated with the Ashford Formula. This facility is on the California historical register. Still in use today, the concrete floor has provided more than six decades of continuous service and attests to the longevity and durability of the Ashford Formula.



1989 / 2009

THE DIFFERENCE

"GREEN" BY DESIGN FROM THE VERY BEGINNING

The Ashford Formula and the concept of concrete densification was "green" well before going "green" ever became a movement. The permanent effects of this unique combination will save significant time, money and energy in the long term.

The Ashford Formula's green qualities make it an exceptional choice for today's sustainable and green building initiatives. It has been widely specified for use on projects that have garnered LEED Certified, LEED Silver, LEED Gold and LEED Platinum status.



SUSTAINABILITY BENEFITS

1. Energy Cost Savings
2. Reduce Life Cycle Impacts
3. No Off-Gassing
4. Improved Thermal Comfort
5. Increased Daylighting; Light Reflection

20 YEARS OR LIFETIME PRODUCT PERFORMANCE WARRANTY

As if 70+ years isn't proof enough of the Ashford Formula's enduring performance, Curecrete Distribution, Inc. offers a standard **20-Year Product Performance Warranty** on Ashford Formula floors, as well as a **Lifetime* Product Performance Warranty** - the longest warranty offered in the industry - when maintained with *CreteClean Plus with Scar Guard*™.

**Qualifying conditions apply.*

CURECRETE - SETTING THE STANDARD, RAISING THE BAR

Safety data sheet
according to 1907/2006/EC, Article 31

Printing date 25.03.2021 *Revision: 25.03.2021*

1 Identification of the substance/mixture and of the company/undertaking

· **Product identifier**

· **Trade name: Ashford Formula**
· **Relevant identified uses of the substance or mixture and uses advised against**
No further relevant information available.
· **Application of the substance / the mixture** Water

· **Details of the supplier of the safety data sheet**
· **Manufacturer/Supplier:**
Only representative:
INTERTEK France
Etablissement de Chalon Sur Saône
Espaces Entreprises
Route de Demigny
71102 CHALON SUR SAONE France
Phone : +33 385 99 12 74
Email : Iasf.Reach@intertek.com

Manufacturer:
Curecrete Chemical Company
1203 Spring Creek Place
Springville, Utah 84663, USA
techsupport@curecrete.com
(801) 489-5663

· **Further information obtainable from:** Technical Services
· **Emergency telephone number:**
(800) 633-8253 (United States/Canada)
+1 (801) 629-0667 International Emergency Number

2 Hazards identification

· **Classification of the substance or mixture**
· **Classification according to Regulation (EC) No 1272/2008**


GHS07

Acute Tox. 4 H302 Harmful if swallowed.
Skin Irrit. 2 H315 Causes skin irritation.
Eye Irrit. 2 H319 Causes serious eye irritation.
STOT SE 3 H335 May cause respiratory irritation.

· **Label elements**
· **Labelling according to Regulation (EC) No 1272/2008**
The product is classified and labelled according to the CLP regulation.

(Contd. on page 2)

Safety data sheet
according to 1907/2006/EC, Article 31

Printing date 25.03.2021 *Revision: 25.03.2021*

Trade name: Ashford Formula

(Contd. of page 1)

· **Hazard pictograms**



GHS07

· **Signal word** Warning

· **Hazard-determining components of labelling:**
Silicic acid, sodium salt
· **Hazard statements**
H302 Harmful if swallowed.
H315 Causes skin irritation.
H319 Causes serious eye irritation.
H335 May cause respiratory irritation.
· **Precautionary statements**

P101	If medical advice is needed, have product container or label at hand.
P102	Keep out of reach of children.
P103	Read label before use.
P261	Avoid breathing dust/fume/gas/mist/vapours/spray.
P280	Wear protective gloves / eye protection / face protection.
P301+P312	IF SWALLOWED: Call a POISON CENTER/doctor if you feel unwell.
P305+P351+P338	IF IN EYES: Rinse cautiously with water for several minutes. Remove contact lenses, if present and easy to do. Continue rinsing.
P405	Store locked up.
P501	Dispose of contents/container in accordance with local/regional/national/international regulations.

· **Other hazards**
· **Results of PBT and vPvB assessment**
· **PBT:** Not applicable.
· **vPvB:** Not applicable.

3 Composition/information on ingredients

· **Chemical characterisation: Mixtures**
· **Description:** Mixture of substances listed below with nonhazardous additions.

· **Dangerous components:**
CAS: 1344-09-8 Silicic acid, sodium salt 30-35%
EINECS: 215-687-4 Eye Dam. 1, H318; Acute Tox. 4, H302; Skin Irrit. 2, H315; STOT SE 3, H335
· **Additional information:** For the wording of the listed hazard phrases refer to section 16.

4 First aid measures

· **Description of first aid measures**
· **General information:**
Immediately remove any clothing soiled by the product.
In case of irregular breathing or respiratory arrest provide artificial respiration.
· **After inhalation:** In case of unconsciousness place patient stably in side position for transportation.
· **After skin contact:** Immediately wash with water and soap and rinse thoroughly.
· **After eye contact:** Rinse opened eye for several minutes under running water. Then consult a doctor.
· **After swallowing:** If swallowed, seek medical advice immediately and show this container or label.
· **Information for doctor:**
· **Most important symptoms and effects, both acute and delayed** No further relevant information available.

(Contd. on page 3)

Safety data sheet
according to 1907/2006/EC, Article 31

Printing date 25.03.2021 *Revision: 25.03.2021*

Trade name: Ashford Formula

(Contd. of page 2)

· **Indication of any immediate medical attention and special treatment needed**
No further relevant information available.

5 Firefighting measures

· **Extinguishing media**
· **Suitable extinguishing agents:** Use fire extinguishing methods suitable to surrounding conditions.
· **Special hazards arising from the substance or mixture** No further relevant information available.
· **Advice for firefighters**
· **Protective equipment:** No special measures required.

6 Accidental release measures

· **Personal precautions, protective equipment and emergency procedures** Not required.
· **Environmental precautions:**
Do not allow product to reach storm sewer system or ground water
Dilute with plenty of water.
· **Methods and material for containment and cleaning up:**
Absorb with liquid-binding material (sand, diatomite, acid binders, universal binders, sawdust).
Dispose contaminated material as waste according to item 13.
Ensure adequate ventilation.
· **Reference to other sections**
See Section 7 for information on safe handling.
See Section 8 for information on personal protection equipment.
See Section 13 for disposal information.

7 Handling and storage

· **Handling:**
· **Precautions for safe handling**
Ensure good ventilation/exhaustion at the workplace.
Prevent formation of aerosols.
· **Information about fire - and explosion protection:** No special measures required.

· **Conditions for safe storage, including any incompatibilities**
· **Storage:**
· **Requirements to be met by storerooms and receptacles:** No special requirements.
· **Information about storage in one common storage facility:** Not required.
· **Further information about storage conditions:** Keep container tightly sealed.
· **Specific end use(s)** No further relevant information available.

8 Exposure controls/personal protection

· **Additional information about design of technical facilities:** No further data; see item 7.

· **Control parameters**
· **Ingredients with limit values that require monitoring at the workplace:**
The product does not contain any relevant quantities of materials with critical values that have to be monitored at the workplace.
· **Additional information:** The lists valid during the making were used as basis.

(Contd. on page 4)

Safety data sheet
according to 1907/2006/EC, Article 31

Printing date 25.03.2021 *Revision: 25.03.2021*

Trade name: Ashford Formula

(Contd. of page 3)

· **Exposure controls**
· **Personal protective equipment:**
· **General protective and hygienic measures:**
Keep away from foodstuffs, beverages and feed.
Immediately remove all soiled and contaminated clothing
Wash hands before breaks and at the end of work.
Do not inhale gases / fumes / aerosols.
Avoid contact with the skin.
Avoid contact with the eyes and skin.
· **Respiratory protection:**
In case of brief exposure or low pollution use respiratory filter device. In case of intensive or longer exposure use self-contained respiratory protective device.
· **Protection of hands:**


Protective gloves

The glove material has to be impermeable and resistant to the product/ the substance/ the preparation.
Due to missing tests no recommendation to the glove material can be given for the product/ the preparation/ the chemical mixture.
Selection of the glove material on consideration of the penetration times, rates of diffusion and the degradation
· **Material of gloves**
The selection of the suitable gloves does not only depend on the material, but also on further marks of quality and varies from manufacturer to manufacturer. As the product is a preparation of several substances, the resistance of the glove material can not be calculated in advance and has therefore to be checked prior to the application.
· **Penetration time of glove material**
The exact break through time has to be found out by the manufacturer of the protective gloves and has to be observed.
· **Eye protection:**


Tightly sealed goggles

9 Physical and chemical properties

· **Information on basic physical and chemical properties**
· **General Information**
· **Appearance:**

Form:	Viscous
Colour:	Clear
· **Odour:**	Odourless
· **Odour threshold:**	Not determined.
· **pH-value at 20 °C:**	11.3
· **Change in condition**	
Melting point/freezing point:	Undetermined.
Initial boiling point and boiling range:	110 °C
· **Flash point:**	Not applicable.
· **Flammability (solid, gas):**	Not applicable.

(Contd. on page 5)

Safety data sheet
according to 1907/2006/EC, Article 31

(Contd. of page 4)

· **Decomposition temperature:**	Not determined.
· **Auto-ignition temperature:**	Product is not selfigniting.
· **Explosive properties:**	Product does not present an explosion hazard.
· **Explosion limits:**	
Lower:	Not determined.
Upper:	Not determined.
· **Vapour pressure at 20 °C:**	23 hPa
· **Density at 20 °C:**	1.13-1.14 g/cm³
· **Relative density**	Not determined.
· **Vapour density**	Not determined.
· **Evaporation rate**	Not determined.
· **Solubility in / Miscibility with water:**	Fully miscible.
· **Partition coefficient: n-octanol/water:**	Not determined.
· **Viscosity:**	
Dynamic:	Not determined.
Kinematic:	Not determined.
· **Solvent content:**	
Water:	65-70 %
VOC (EC)	0 g/l (EPA Test Method 24)
Solids content:	15.0 %
· **Other information**	No further relevant information available.

10 Stability and reactivity

· **Reactivity** No further relevant information available.
· **Chemical stability**
· **Thermal decomposition / conditions to be avoided:** No decomposition if used according to specifications.
· **Possibility of hazardous reactions** No dangerous reactions known.
· **Conditions to avoid** No further relevant information available.
· **Incompatible materials:** No further relevant information available.
· **Hazardous decomposition products:** No dangerous decomposition products known.

11 Toxicological information

· **Information on toxicological effects**
· **Acute toxicity**
Harmful if swallowed.
· **Primary irritant effect:**
· **Skin corrosion/irritation**
Causes skin irritation.
· **Serious eye damage/irritation**
Causes serious eye irritation.
· **Respiratory or skin sensitisation** Based on available data, the classification criteria are not met.
· **Additional toxicological information:**
· **CMR effects (carcinogenity, mutagenicity and toxicity for reproduction)**
· **Germ cell mutagenicity** Based on available data, the classification criteria are not met.

(Contd. on page 6)

Safety data sheet
according to 1907/2006/EC, Article 31

(Contd. of page 5)

· **Carcinogenicity** Based on available data, the classification criteria are not met.
· **Reproductive toxicity** Based on available data, the classification criteria are not met.
· **STOT-single exposure**
May cause respiratory irritation.
· **STOT-repeated exposure** Based on available data, the classification criteria are not met.
· **Aspiration hazard** Based on available data, the classification criteria are not met.

12 Ecological information

· **Toxicity**
· **Aquatic toxicity:** No further relevant information available.
· **Persistence and degradability** No further relevant information available.
· **Behaviour in environmental systems:**
· **Bioaccumulative potential** No further relevant information available.
· **Mobility in soil** No further relevant information available.
· **Additional ecological information:**
· **General notes:**
Water hazard class 1 (German Regulation) (Self-assessment): slightly hazardous for water
Rinse off of bigger amounts into drains or the aquatic environment may lead to increased pH-values. A high pH-value harms aquatic organisms. In the dilution of the use-level the pH-value is considerably reduced, so that after the use of the product the aqueous waste, emptied into drains, is only low water-dangerous.
· **Results of PBT and vPvB assessment**
· **PBT:** Not applicable.
· **vPvB:** Not applicable.
· **Other adverse effects** No further relevant information available.

13 Disposal considerations

· **Waste treatment methods**
· **Recommendation** Do not allow product to reach storm water drains or ground water.

· **Uncleaned packaging:**
· **Recommendation:** Disposal must be made according to official regulations.
· **Recommended cleansing agents:** Water, if necessary together with cleansing agents.

14 Transport information

· **UN-Number**
· **ADR, ADN, IMDG, IATA** not regulated
· **UN proper shipping name**
· **ADR, ADN, IMDG, IATA** not regulated
· **Transport hazard class(es)**

· **ADR, ADN, IMDG, IATA**
· **Class** not regulated
· **Packing group**
· **ADR** not regulated
· **IMDG, IATA** I
· **Environmental hazards:**
· **Marine pollutant:** No
· **Special precautions for user** Not applicable.
· **Transport in bulk according to Annex II of Marpol and the IBC Code** Not applicable.

(Contd. on page 7)

Safety data sheet
according to 1907/2006/EC, Article 31

Printing date 25.03.2021 *Revision: 25.03.2021*

Trade name: Ashford Formula

(Contd. of page 6)

· **UN "Model Regulation":** not regulated

15 Regulatory information

· **Safety, health and environmental regulations/legislation specific for the substance or mixture**

· **Directive 2012/18/EU**
· **Named dangerous substances - ANNEX I** None of the ingredients is listed.
· **REGULATION (EC) No 1907/2006 ANNEX XVII** Conditions of restriction: 3
· **Chemical safety assessment:** A Chemical Safety Assessment has not been carried out.

16 Other information

This information is based on our present knowledge. However, this shall not constitute a guarantee for any specific product features and shall not establish a legally valid contractual relationship.

· **Relevant phrases**
H302 Harmful if swallowed.
H315 Causes skin irritation.
H318 Causes serious eye damage.
H335 May cause respiratory irritation.

· **Department issuing SDS:** Technical Services
· **Contact:** Dave Hoyt
· **Abbreviations and acronyms:**
ADR: Accord relatif au transport international des marchandises dangereuses par route (European Agreement Concerning the International Carriage of Dangerous Goods by Road)
IMDG: International Maritime Code for Dangerous Goods
IATA: International Air Transport Association
GHS: Globally Harmonised System of Classification and Labelling of Chemicals
EINECS: European Inventory of Existing Commercial Chemical Substances
ELINCS: European List of Notified Chemical Substances
CAS: Chemical Abstracts Service (division of the American Chemical Society)
VOC: Volatile Organic Compounds (USA, EU)
PBT: Persistent, Bioaccumulative and Toxic
vPvB: very Persistent and very Bioaccumulative
Acute Tox. 4: Acute toxicity – Category 4
Skin Irrit. 2: Skin corrosion/irritation – Category 2
Eye Dam. 1: Serious eye damage/eye irritation – Category 1
Eye Irrit. 2: Serious eye damage/eye irritation – Category 2
STOT SE 3: Specific target organ toxicity (single exposure) – Category 3

CURECRETE

Curecrete Distribution, Inc. has been providing leadership in the concrete densification industry for more than 70 years. Curecrete continues to lead with an unwaivering commitment to superior products, best practices and industry expertise.

CONTACT ▶ 1203 Spring Creek Place
Springville, UT 84663, USA

(801) 489-5663
(800) 998-5664

www.ashfordformula.com
www.curecrete.com

TECHNICAL INFO ▶ (801) 489-5663
(800) 998-5664

techsupport@ashfordformula.com

CUSTOMER SERVICE ▶ (801) 489-5663
(800) 998-5664

customercare@curecrete.com

REPRESENTATIVES & INTERNATIONAL DISTRIBUTORS ▶ *Ashford Formula is sold through a network of manufacturer representatives and international distributors. To contact your representative or distributor, please visit:*

www.ashfordformula.com/reps



CHEWY.COM FULFILLMENT CENTER
GOODYEAR, AZ, USA
by BUILDING SOLUTIONS
2017

Copyright 2018 Phoenix Business Journal

A SOLID FOUNDATION, FROM THE GROUND

Because your business productivity requires a solid, DENSIFIED concrete floor.

CRETEFILL SPALL REPAIR™



Product Description

CreteFill Spall Repair is designed to repair large cracks and spalls where no future slab movement is expected, as well as damaged control joints. When combined with sand, CreteFill Spall Repair will develop into an extremely strong polymer concrete.

CreteFill Spall Repair is recommended for, but not limited to, the following applications:

- Spall repairs
- Delaminated concrete slabs
- Filling and repairing spalls before applying coatings
- Freezer threshold repair
- Grade matching
- Parking deck repair
- Repairing deteriorated concrete
- Replacing lost concrete sections

Product Benefits

- Produces high-strength repair
- Self-leveling and self-priming
- 100% Solids *Does not shrink when curing!*
- 1:1 Ratio
- Returns project to service in 45 minutes
- Meets USDA requirements
- Color matching

Form & Availability

Packaging: 22 oz (651 mL) cartridges
1 gal (3.79 L) kits
2 gal (7.57 L) kits
10 gal (38 L) kits

Appearance: Untinted; standard and special colors available

Shelf Life: 1 year in original, unopened container

Technical Data

Mix Ratio (by volume)	1:1
Viscosity @ 75°F/24°C (Mixed)	90 ± 20 cps
Pot Life @ 75°F/24°C, ASTM D2471	200-220 seconds
Shore D Hardness, ASTM D2240	70 ± 5 D
Tensile Strength, ASTM D412	2000 ± 220 psi 13.79 ± 1.5 MPa
Elongation, ASTM D412	5 ± 2%
Compressive Strength w/Sand, ASTM C42	4750 psi 32.76 MPa
Bond Strength, ASTM D882-99	Excellent

Storage: Recommended storage temperature:
75-85°F (23.8-29.4°C)
Do not store below 55°F (12.8°C)

Preparation & Installation Guidelines

Clean the area to remove debris and contaminants such as oils, dirt, rubber, etc. Clean, rough concrete typically yields the best results. If using a saw to cut the concrete, remove all dust from the area. Cut a vertical edge, minimum ½"(12 mm) deep, around the perimeter of the spall. Make sure the area is dry. Vacuum or blow off all cement dust.

Recommended Pumping Equipment

The **CreteFill Pro Polyurea GC-13 Pump** (13-gal capacity) designed by Curecrete is one-man operational, easy-to-clean, has adjustable flow volumes, is light weight and built to last.

Application

In cold weather temperatures, slowly precondition the product to a minimum of 70°F (21°C).

Side-A requires no mixing. Mix/shake side-B (whether untinted or pre-tinted) for 3 minutes with a drill and jiffy mixer for 5 gallon pails, 90 seconds for 1 and 2 gallon containers, and 60 seconds for cartridges.

When using a metered pump, such as the CreteFill Polyurea Pump, dispense a small amount of product to ensure proper mixing of components. The material must be dispensed at a 1:1 ratio. Ensure that the pump is not out of calibration.

For 1 and 2 gallon kits, mix equal amounts of side-A and side-B in a separate container for 20 seconds.

If desired, add dry sand or cement.

For cartridges, remove the end-cap from the cartridge and attach the static mixing nozzle. Tighten until secure. Load the cartridge into the dispensing tool with the cartridge pointed up. Slowly pump material to the top of the mixer to purge air from the cartridge. Tilt the dispensing tool down and purge 3 shots of material into a waste container. Keep the cartridge tilted down and apply material as desired.

Allow at least 45 minutes to cure before grinding.

For best adhesion, joints should be dry.

Filler

Sand filler can be mixed at a maximum of 2:1 with CreteFill Spall Repair or 1:1 for a more realistic concrete appearance. Sand should have minimal moisture content. Grit sizes can range from 12-60. In exterior applications, the use of dry silica sand will reduce discoloration from UV rays. Pea gravel can be used on very large spalls (fly ash can also be used as a filler). CreteFill Spall Repair can be used to bond damaged slabs together. It is not intended for use where substrate movement is required. CreteFill Spall Repair is slightly moisture sensitive and should not be applied to wet surfaces.

Grinding to Finish Grade

Allow CreteFill Spall Repair to set for about 45 minutes or until hard. For best results, use a flexible grinding wheel. Grind smooth with a 7-inch wheel. Scraping or cutting may also be done with a sharp razor blade cutter. Cut as soon as product is set and not completely hard. Repair is now ready

Special Considerations

Exposure to ultraviolet light may cause discoloration, however, the physical properties are unaffected.

Clean Up

Cured product may be disposed of without restrictions. Excess side-A and side-B material should be mixed together and allowed to cure, then disposed of in the normal manner. Cured materials may be stripped or peeled from plastic tools and containers. It is recommended that metal tools be cleaned within one hour of use by cutting or peeling cured material from tool.

Tools & Resources

Product Estimating Calculator

Standard Color Chart

Chemical Resistance Chart

Safety Data Sheet (SDS)

Safety & Handling

All personnel should read and understand product the product Safety Data Sheets provided. This product contains isocyanates and curatives.

Product Distribution

Curecrete Distribution, Inc.
1203 Spring Creek Place
Springville, UT 84663 USA

Phone: 801.489.5663
Free: 800.998.5664
Fax: 801.489.3307

WARRANTY - Satisfactory results depend not only upon quality products but also upon factors beyond our control; methods of application and site conditions are examples of such factors and can affect product performance. This warranty consequently extends only to products installed in strict accordance with the manufacturer's specifications.

It is the user's responsibility to test the suitability of the product for the intended use. The user assumes all risk and liability resulting from the use of the product. The substrate to which the product is applied must be sound structurally and otherwise. Structural or substrate failures or imperfections resulting in damage to or failure of the product are not covered by this warranty. Since the use of the product is beyond the control of the manufacturer, the manufacturer assumes no liability for misapplication and misuse of the product. This warranty does not cover consequential damages, nor does it cover the labor attendant to replace product in the event of a product failure. The warranty only extends to replacement of the product itself. All products proven to be defective in manufacture will be replaced at no charge. Since the use of these products is beyond our control we cannot assume any risk or liability for results obtained, nor can we accept damages in excess of the purchase price of these products.

Curecrete warrants this product to be free from any manufacturing defects.

CRETEFILL PRO 85™



Product Description

CreteFill Pro 85 is used to fill control joints (new or damaged) and random cracks on horizontal concrete. It is slightly flexible, allowing small slab movement, yet strong enough to protect the vertical edges of concrete from chipping under extreme loading. CreteFill Pro 85 is tack free in 10-12 minutes and can be reopened to vehicle or foot traffic in 1-hour.

CreteFill Pro 85 is recommended for use on interior and exterior horizontal concrete surfaces, including, but not limited to:

- Airports
- Bottling and canning facilities
- Food processing facilities
- Freezers and cold storage
- Industrial and warehouse floors
- Manufacturing facilities
- Parking garage decks
- Pulp and paper mills
- Waste water treatment plants

Product Benefits

- Polyurea elastomer *Superior to epoxy fillers!*
- Self-leveling
- Flexible in cold temperatures
- 100% Solids *Does not shrink when curing!*
- 1:1 Ratio
- Moisture insensitive
- Polishes without smearing
- Minimal to no staining
- Returns floor to service in 1-hour
- Meets USDA & FDA requirements and California VOC and AQMD requirements
- Contributes to USGBC's LEED IEQ Credit 4.1

Form & Availability

Packaging: 22 oz (651 mL) cartridges
10 gal (38 L) kits

Technical Data

Mix Ratio (by volume)	1:1
Viscosity @ 75°F/24°C	
Side-A	850 ± 100 cps
Side-B	1000 ± 100 cps
Pot Life @ 80°F/27°C, ASTM D2471	35 seconds
Tack Free	10-12 minutes
Initial Cure	15 minutes
Final Cure	60 minutes
Shore A Hardness, ASTM D2240	82 ± 3A
Tensile Strength, ASTM D412	2000 ± 200 psi 13.79 ± 1.4 MPa
Elongation, ASTM D412	250 ± 30%
Tear Strength, ASTM D624	250 ± 30 pli 43.8 ± 5.3 N/mm
Volatile Organic Compounds	
Side A&B Combined ASTM D2369-81	<0.46 lbs/gal 55 g/L

Appearance: Untinted; standard and special colors available

Shelf Life: 1 year in original, unopened container

Storage: Recommended storage temperature:
75-85°F (23.8-29.4°C)
Do not store below 55°F (12.8°C)

Preparation & Installation Guidelines

Joints may be damp, but ensure there is no standing water. Remove dust, grease, curing compounds, waxes, foreign particles and disintegrated materials.

Recommended Pumping Equipment

The **CreteFill Pro Polyurea GC-13 Pump** (13-gal capacity) designed by Curecrete is one-man operational, easy-to-clean, has adjustable flow volumes, is lightweight and built to last.

Application

In cold weather temperatures, slowly precondition the product to a minimum of 70°F (21°C).

Side-A requires no mixing. Mix side-B for 3 minutes with a drill and jiffy mixer or shake for at least 60 seconds if using a cartridge.

Using a metered pump, such as the CreteFill Polyurea Pump, dispense a small amount of product to ensure proper mixing of components. The material must be dispensed at a 1:1 ratio. Ensure that the pump is not out of calibration.

For cartridges, remove the end-cap from the cartridge and attach the static mixing nozzle. Tighten until secure. Load the cartridge into the dispensing tool with the cartridge pointed up. Slowly pump material to the top of the mixer to purge air from the cartridge. Tilt the dispensing tool down and purge 3 shots of material into a waste container. Keep the cartridge tilted down and apply material as desired.

Use a heater when required. Material can be applied at environmental temperatures between 20-135°F (-6.6-57°C).

For best adhesion, joints should be dry. Slightly overfill joints and allow product to cure for 30-40 minutes before shaving flush with the surface of the floor.

Special Considerations

- For professional and industrial use only.
- Do not thin product. Solvents will prevent proper cure.
- Not for sealing cracks under hydrostatic pressure.
- Material is a vapor barrier after cure.
- Normal recommended time frame for installation of joint fillers is between 4 and 6 months after slab placement. Installation at 28 days is therefore premature if long-term adhesion is desired. Early installation can be done, however, protect the joints from heavy construction traffic. Separation from early installation and subsequent slab shrinkage does not constitute product failure. Even when separated, the joint filler will continue to transfer loads across the joint and prevent spalling.
- Not to be used in moving cracks or expansion joints.
- Exposure to ultraviolet light may cause discoloration, however, the physical properties are unaffected.

Clean Up

Cured product may be disposed of without restrictions. Excess side-A and side-B material should be mixed together and allowed to cure, then disposed of in the normal manner. Cured materials may be stripped or peeled from plastic tools and containers. It is recommended that metal tools be cleaned within 1-hour of use by cutting or peeling cured material from tool.

Safety & Handling

All personnel should read and understand the product Safety Data Sheets provided. This product contains isocyanates and curatives.

Tools & Resources

Product Estimating Calculator

Standard Color Chart

Chemical Resistance Chart

Safety Data Sheet (SDS)

Product Distribution

Curecrete Distribution, Inc.
1203 Spring Creek Place
Springville, UT 84663 USA

Phone: 801.489.5663
Free: 800.998.5664
Fax: 801.489.3307

WARRANTY - Satisfactory results depend not only upon quality products but also upon factors beyond our control; methods of application and site conditions are examples of such factors and can affect product performance. This warranty consequently extends only to products installed in strict accordance with the manufacturer's specifications.

It is the user's responsibility to test the suitability of the product for the intended use. The user assumes all risk and liability resulting from the use of the product. The substrate to which the product is applied must be sound structurally and otherwise. Structural or substrate failures or imperfections resulting in damage to or failure of the product are not covered by this warranty. Since the use of the product is beyond the control of the manufacturer, the manufacturer assumes no liability for misapplication and misuse of the product. This warranty does not cover consequential damages, nor does it cover the labor attendant to replace product in the event of a product failure. The warranty only extends to replacement of the product itself. All products proven to be defective in manufacture will be replaced at no charge. Since the use of these products is beyond our control we cannot assume any risk or liability for results obtained, nor can we accept damages in excess of the purchase price of these products.

Curecrete warrants this product to be free from any manufacturing defects.

CRETEFILL CRACK REPAIR EZ SHAVE™



Product Description

CreteFill Crack Repair EZ Shave is ideal for filling hairline cracks and larger cracks where no future slab movement is expected. It can also be used to rebuild and repair broken control joints, spalled concrete surfaces and surface imperfections very quickly.

CreteFill Crack Repair EZ Shave is recommended for, but not limited to, the following applications:

- Filling and repairing spalls before applying coatings
- Filling cracks in concrete on parking decks
- Floor repair
- Knitting cracked slabs
- Traffic-area spalls and crack repairs

Product Benefits

- High-strength urethane repair
- Super low viscosity *Seeps into the thinnest cracks!*
- Self-leveling and self-priming
- 100% Solids *Does not shrink when curing!*
- 1:1 Ratio
- Shaveable *Not like other urethanes which require grinding*
- Returns floor to service in 20 minutes
- Meets USGBC's LEED IEQ Credit 4.1
- Color matching

Form & Availability

Packaging: 22 oz (651 mL) cartridges
10 gal (38 L) kits

Appearance: Standard, untinted and special colors available. Refer to color chart.

Shelf Life: 1 year in original, unopened container

Storage: Recommended storage temperature:
75-85°F (23.8-29.4°C)
Do not store below 55°F (12.8°C)

Technical Data

Mix Ratio (by volume)	1:1
Viscosity @ 77°F/25°C (Mixed)	180 ± 20 cps
Pot Life, ASTM D2471	90-120 seconds
Shore A Hardness, ASTM D2240	92-95 A
Density, ASTM D1622	64 lbs/ft^2 0.306 N/cm^2
Tensile Strength, ASTM D2370	4700 psi 32.4 N/mm^2
Compression Strength, ASTM D695	3000 psi
Compression Strength, with Sand	4100 psi
Tear Strength, ASTM D624	250 ± 30 pli 33.3 ± 5.3 N/mm

Preparation & Installation Guidelines

For crack repairs, clean the area to remove debris and contaminants such as oils, dirt, rubber, etc. For spall repairs, clean, rough concrete typically yields the best results. If using a saw to cut the concrete, remove all dust from the area. Cut a vertical edge, minimum ½" deep, around the perimeter of the spall. Make sure the area is dry. Vacuum or blow off all cement dust.

Recommended Pumping Equipment

The **CreteFill Pro Polyurea GC-13 Pump** (13-gal capacity) designed by Curecrete is one-man operational, easy-to-clean, has adjustable flow volumes, is light weight and built to last.

Application

In cold weather temperatures, slowly precondition the product to a minimum of 70°F (21°C).

Side-A requires no mixing. Mix side-B for 3 minutes with a drill and jiffy mixer or shake for at least 60 seconds if using a cartridge.

Using a metered pump, such as the CreteFill Polyurea Pump, dispense a small amount of product to ensure proper mixing of components. The material must be dispensed at a 1:1 ratio. Ensure that the pump is not out of calibration.

For cartridges, remove the end-cap from the cartridge and attach the static mixing nozzle. Tighten until secure. Load the cartridge into the dispensing tool with the cartridge pointed up. Slowly pump material to the top of the mixer to purge air from the cartridge. Tilt the dispensing tool down and purge 3 shots of material into a waste container. Keep the cartridge tilted down and apply material as desired.

Use a heater when required. Material can be applied at environmental temperatures between 20-135°F (-6.6-57°C).

For best adhesion, cracks should be dry. Slightly overfill cracks and allow product to cure for 20-30 minutes before shaving flush with the surface of the floor.

Special Considerations

Exposure to ultraviolet light may cause discoloration, however, the physical properties are unaffected.

Clean Up

Cured product may be disposed of without restrictions. Excess side-A and side-B material should be mixed together and allowed to cure, then disposed of in the normal manner. Cured materials may be stripped or peeled from plastic tools and containers. It is recommended that metal tools be cleaned within 1-hour of use by cutting or peeling cured material from tool.

Safety & Handling

All personnel should read and understand product the product Safety Data Sheets provided. This product contains isocyanates.

Tools & Resources

Product Estimating Calculator

Standard Color Chart

Chemical Resistance Chart

Safety Data Sheet (SDS)

Product Distribution

Curecrete Distribution, Inc.
1203 Spring Creek Place
Springville, UT 84663 USA

Phone: 801.489.5663
Free: 800.998.5664
Fax: 801.489.3307

WARRANTY - Satisfactory results depend not only upon quality products but also upon factors beyond our control; methods of application and site conditions are examples of such factors and can affect product performance. This warranty consequently extends only to products installed in strict accordance with the manufacturer's specifications.

It is the user's responsibility to test the suitability of the product for the intended use. The user assumes all risk and liability resulting from the use of the product. The substrate to which the product is applied must be sound structurally and otherwise. Structural or substrate failures or imperfections resulting in damage to or failure of the product are not covered by this warranty. Since the use of the product is beyond the control of the manufacturer, the manufacturer assumes no liability for misapplication and misuse of the product. This warranty does not cover consequential damages, nor does it cover the labor attendant to replace product in the event of a product failure. The warranty only extends to replacement of the product itself. All products proven to be defective in manufacture will be replaced at no charge. Since the use of these products is beyond our control we cannot assume any risk or liability for results obtained, nor can we accept damages in excess of the purchase price of these products.

Curecrete warrants this product to be free from any manufacturing defects.

SAFETY DATA SHEET

SECTION 1) CHEMICAL PRODUCT AND SUPPLIER'S IDENTIFICATION

Product ID:	CFPRO85		
Product Name:	CreteFill Pro 85, Side A		
Revision Date:	Oct 13, 2021	**Date Printed:**	Oct 13, 2021
Version:	1.0	**Supersedes Date:**	N.A.
Manufacturer's Name:	Curecrete Distribution, Inc.		
Address:	1203 Spring Creek Pl, Springville UT 84663		
Emergency Phone:	801.629.0667 or 800.633.8253		

Information Phone Number: 800.998.5664 or 801.489.5663

Product/Recommended Uses: For Further Information, Refer to the Product Technical Data Sheet.

SECTION 2) HAZARDS IDENTIFICATION

Classification:

Specific Target Organ Toxicity -Single Exposure (Respiratory Tract Irritation) - Category 3

Specific Target Organ Toxicity - Repeated Exposure - Category 2

Skin Irritation - Category 2

Eye Irritation - Category 2A

Respiratory Sensitizer (Solid/Liquid) - Category 1

Skin Sensitizer - Category 1

Carcinogenicity - Category 2

Pictograms:



Signal Word:

Danger

Hazardous Statements - Health:

H335 - May cause respiratory irritation

H373 - May cause damage to organs through prolonged or repeated exposure.

H315 - Causes skin irritation

H319 - Causes serious eye irritation

H334 - May cause allergy or asthma symptoms or breathing difficulties if inhaled

H317 - May cause an allergic skin reaction

H351 - Suspected of causing cancer.

Precautionary Statements - General:

P101 - If medical advice is needed, have product container or label at hand.

P102 - Keep out of reach of children.

P103 - Read label before use.

Precautionary Statements - Prevention:

P261 - Avoid breathing dust/fume/gas/mist/vapors/spray.

P271 - Use only outdoors or in a well-ventilated area.

P233 - Keep container tightly closed.

P260 - Do not breathe dust/fume/gas/mist/vapors/spray.

P264 - Wash thoroughly after handling.

P280 - Wear protective gloves/protective clothing/eye protection/face protection.

P284 - [In case of inadequate ventilation] wear respiratory protection.

P272 - Contaminated work clothing should not be allowed out of the workplace.

P201 - Obtain special instructions before use.

P202 - Do not handle until all safety precautions have been read and understood.

Precautionary Statements - Response:

P304 + P340 - IF INHALED: Remove person to fresh air and keep comfortable for breathing.

P312 - Call a POISON CENTER/doctor if you feel unwell.

P314 - Get Medical advice/attention if you feel unwell.

P302 + P352 - IF ON SKIN: Wash with plenty of water.

P321 - Specific treatment (see section 4 on this SDS).

P332 + P313 - If skin irritation occurs: Get medical advice/attention.

P362 + P364 - Take off contaminated clothing. And wash it before reuse.

P305 + P351 + P338 - IF IN EYES: Rinse cautiously with water for several minutes. Remove contact lenses, if present and easy to do. Continue rinsing.

P337 + P313 - If eye irritation persists: Get medical advice/attention.

P342 + P311 - If experiencing respiratory symptoms: Call a POISON CENTER/doctor.

P333 + P313 - If skin irritation or a rash occurs: Get medical advice/attention.

P308 + P313 - IF exposed or concerned: Get medical advice/attention.

Precautionary Statements - Storage:

P403 + P405 - Store in a well-ventilated place. Store locked up.

P405 - Store locked up.

Precautionary Statements - Disposal:

P501 - Dispose of contents/ container to an approved waste disposal plant.

SECTION 3) COMPOSITION / INFORMATION ON INGREDIENTS

CAS	Chemical Name	% By Weight
0068092-58-0	POLYURETHANE PREPOLYMER	39% - 71%
0000101-68-8	4,4'-METHYLENEDIPHENYL DIISOCYANATE	24% - 44%
0000108-32-7	4-METHYL-1,3-DIOXOLAN-2-ONE	8% - 15%
0026447-40-5	MDI (MONOMER)	0.6% - 1.1%

Specific chemical identity and/or exact percentage (concentration) of the composition has been withheld to protect confidentiality.

SECTION 4) FIRST-AID MEASURES

Inhalation:

Remove source of exposure or move person to fresh air and keep comfortable for breathing. If experiencing respiratory symptoms: Call a POISON CENTER/doctor. If breathing is difficult, trained personnel should administer emergency oxygen if advised to do so by the POISON CENTER/doctor.

If exposed/feel unwell/concerned: Call a POISON CENTER/doctor.

Eliminate all ignition sources if safe to do so.

Skin Contact:

Take off contaminated clothing, shoes and leather goods (e.g. watchbands, belts). Gently blot or brush away excess product. Wash with plenty of lukewarm, gently flowing water for a duration of 15-20 minutes. If skin irritation or rash occurs: Get medical advice/attention. Wash contaminated clothing before re-use or discard.

IF exposed or concerned: Get medical advice/attention.

Eye Contact:

Avoid direct contact. Wear chemical protective gloves, if necessary.

Rinse eyes cautiously with lukewarm, gently flowing water for several minutes, while holding the eyelids open. Remove contact lenses, if present and easy to do. Continue rinsing for 15-20 minutes. Take care not to rinse contaminated water into the unaffected eye or onto the face. If eye irritation persists: Get medical advice/attention.

Ingestion:

Rinse mouth. Do NOT induce vomiting. Immediately call a POISON CENTER/doctor. If vomiting occurs naturally, lie on your side, in the recovery position.

IF exposed or concerned: Get medical advice/attention.

SECTION 5) FIRE-FIGHTING MEASURES

Suitable Extinguishing Media:

Dry chemical, foam, carbon dioxide is recommended. Water spray is recommended to cool or protect exposed materials or structures. Carbon dioxide can displace oxygen. Use caution when applying carbon dioxide in confined spaces. Simultaneous use of foam and water on the same surface is to be avoided as water destroys the foam. Sand or earth may be used for small fires only.

Unsuitable Extinguishing Media:

If water is used, use very large quantities of cold water. The reaction between water and hot isocyanate may be vigorous.

Specific Hazards in Case of Fire:

Vapors may accumulate and travel to ignition sources distant from the handling site; flash fire can occur.

Excessive pressure or temperature may cause explosive rupture of containers.

Water contamination will produce carbon dioxide. Do not reseal contaminated containers as pressure buildup may rupture them.

Fire-fighting Procedures:

Isolate immediate hazard area and keep unauthorized personnel out. Stop spill/release if it can be done safely. Move undamaged containers from immediate hazard area if it can be done safely. Water spray may be useful in minimizing or dispersing vapors and to protect personnel. Water may be ineffective but can be used to cool containers exposed to heat or flame. Caution should be exercised when using water or foam as frothing may occur, especially if sprayed into containers of hot, burning liquid.

Dispose of fire debris and contaminated extinguishing water in accordance with official regulations.

Special Protective Actions:

Wear NIOSH approved self-contained breathing apparatus in positive pressure mode with full-face piece. Boots, gloves (neoprene), googles, and full protective clothing are also required.

Care should always be exercised in dust/mist areas.

SECTION 6) ACCIDENTAL RELEASE MEASURES

Emergency Procedure:

ELIMINATE all ignition sources (no smoking, flares, sparks or flames in immediate area).
Do not touch or walk through spilled material.
Isolate hazard area and keep unnecessary people away. Remove all possible sources of ignition in the surrounding area. Notify authorities if any exposure to the general public or the environment occurs or is likely to occur.
If spilled material is cleaned up using a regulated solvent, the resulting waste mixture may be regulated.

Recommended Equipment:

Appropriate dust or face mask to eliminate breathing foam dust particulates.

Personal Precautions:

Avoid breathing vapors. Avoid contact with skin, eyes or clothing. Do not touch damaged containers or spilled materials unless wearing appropriate protective clothing.

Environmental Precautions:

Stop spill/release if it can be done safely. Prevent spilled material from entering sewers, storm drains, other unauthorized drainage systems and natural waterways by using sand, earth, or other appropriate barriers.

Methods and Materials for Containment and Cleaning up:

Cover container, but do not seal, and remove from work area. Prepare a decontamination solution of 2.0% liquid detergent and 3-8% concentrated ammonium hydroxide in water (5-10% sodium carbonate may be substituted for the ammonium hydroxide). Follow the precautions on the supplier's safety data sheets.

Treat the spill area with the decontamination solution, using about 10 parts of the solution for each part of the spill, and allow it to react for at least 15 minutes. Carbon dioxide will be evolved, leaving insoluble polyureas. Residues from spill cleanup, even when treated as described may continue to be regulated under provisions of RCRA and require storage and disposal as hazardous waste.

Slowly stir the isocyanate waste into the decontamination solution described above. Let stand for 48 hours, allowing the evolved carbon dioxide to vent away, residues may still be subject to RCRA storage and disposal requirements. Dispose off in compliance with all relevant local, state, and federal laws and regulations regarding treatment.

SECTION 7) HANDLING AND STORAGE

General:

Wash hands after use.
Do not get in eyes, on skin or on clothing.
Do not breathe vapors or mists.
Use good personal hygiene practices.
Eating, drinking and smoking in work areas is prohibited.
Remove contaminated clothing and protective equipment before entering eating areas.

Ventilation Requirements:

Use only with adequate ventilation to control air contaminants to their exposure limits. The use of local ventilation is recommended to control emissions near the source.

Storage Room Requirements:

Keep container(s) tightly closed and properly labeled. Store in cool, dry, well-ventilated areas away from heat, direct sunlight, strong oxidizers and any incompatibilities. Store in approved containers and protect against physical damage. Keep containers securely sealed when not in use. Indoor storage should meet OSHA standards and appropriate fire codes. Containers that have been opened must be carefully resealed to prevent leakage. Empty container retain residue and may be dangerous.
Use non-sparking ventilation systems, approved explosion-proof equipment and intrinsically safe electrical systems in areas where this product is used and stored.

Ground and bond containers and receiving equipment. Avoid static electricity by grounding.

Do not cut, drill, grind, weld, or perform similar operations on or near containers. Do not pressurize containers to empty them. Ground all structures, transfer containers and equipment to conform to the national electrical code. Use procedures that prevent static electrical sparks. Static electricity may accumulate and create a fire hazard.

SECTION 8) EXPOSURE CONTROLS/PERSONAL PROTECTION

Eye Protection:

Wear eye protection with side shields or goggles. Wear indirect-vent, impact and splash resistant goggles when working with liquids. If additional protection is needed for entire face, use in combination with a face shield.

Skin Protection:

Use of gloves approved to relevant standards made from the following materials may provide suitable chemical protection: PVC, neoprene or nitrile rubber gloves. Suitability and durability of a glove is dependent on usage, e.g. frequency and duration of contact, chemical resistance of glove material, glove thickness, dexterity. Always seek advice from glove suppliers. Contaminated gloves should be replaced. Use of an apron and over- boots of chemically impervious materials such as neoprene or nitrile rubber is recommended to avoid skin sensitization. The type of protective equipment must be selected according to the concentration and amount of the dangerous substance at the specific workplace. Launder soiled clothes or properly disposed of contaminated material, which cannot be decontaminated.

Depending on conditions of use, additional protection may be required such as apron, arm covers, or full body suit.
Wash contaminated clothing before re-wearing.

Respiratory Protection:

If airborne concentrations exceed or are expected to exceed the TLV, use MSHA/NIOSH approved positive pressure supplied pressure supplied air respiratory with a full face piece or an air supplied hood. For emergencies, use a positive pressure self-contained breathing apparatus. Air purifying (cartridge type) respirators are not approved for protection against isocyanates.

Appropriate Engineering Controls:

Provide exhaust ventilation or other engineering controls to keep the airborne concentrations of vapors below their respective threshold limit value.

Chemical Name	OSHA TWA (ppm)	OSHA TWA (mg/m3)	OSHA STEL (ppm)	OSHA STEL (mg/m3)	OSHA Tables (Z1, Z2, Z3)	OSHA Carcinogen	OSHA Skin designation	NIOSH TWA (ppm)	NIOSH TWA (mg/m3)	NIOSH STEL (ppm)	NIOSH STEL (mg/m3)	NIOSH Carcinogen
4,4'-METHYLENEDIPHENYL DIISOCYANATE	0.02 ceiling	0.2 ceiling			1			0.005	0.050			

Chemical Name	ACGIH TWA (ppm)	ACGIH TWA (mg/m3)	ACGIH STEL (ppm)	ACGIH STEL (mg/m3)

4,4'-METHYLENEDIPHENYL DIISOCYANATE	0.005	0.051		

SECTION 9) PHYSICAL AND CHEMICAL PROPERTIES

Physical and Chemical Properties

Density	9.33 lb/gal
Specific Gravity	1.12
VOC Regulatory	0.00 lb/gal
VOC Part A & B Combined	N.A.
Appearance	Clear Liquid
Odor Threshold	N.A.
Odor Description	Mild Aromatic
pH	N.A.
Water Solubility	Reacts with Water
Flammability	N/A
Flash Point Symbol	N.A.
Flash Point	94 °C
Viscosity	N.A.
Lower Explosion Level	N.A.
Upper Explosion Level	N.A.
Vapor Pressure	N.A.
Vapor Density	Heavier than air
Freezing Point	N.A.
Melting Point	N.A.
Low Boiling Point	150 °C
High Boiling Point	N.A.
Auto Ignition Temp	N.A.
Decomposition Pt	N.A.
Evaporation Rate	Slower than ether
Coefficient Water/Oil	N.A.

SECTION 10) STABILITY AND REACTIVITY

Stability:

Material is stable at standard temperature and pressure.

Conditions to Avoid:

Heat, high temperature, open flame, sparks, and moisture. Contact with incompatible materials in a closed system will cause liberation of carbon dioxide and buildup of pressure.

Hazardous Reactions/Polymerization:

Will not occur under normal conditions but under high temperatures in the presence of alkalis,tertiary amines, and metal compounds will accelerate polymerization. Possible evolution of carbon dioxide gas may rupture closed containers.

Incompatible Materials:

This product will react with any material containing active hydrogens, such as water, alcohol, ammonia, amines, alkalis and acids, the reaction with water is slow under 50°C, but is accelerated at higher temperature and in the presence of alkalis, tertiary amines, and metal compounds. Some reactions can be violent. Material can react with strong oxidizing agents.

Hazardous Decomposition Products:

Carbon dioxide, carbon monoxide, nitrogen oxides, trace amounts of hydrogen cyanide and unidentified organic compounds may be formed during combustion.

SECTION 11) TOXICOLOGICAL INFORMATION

Skin Corrosion/Irritation:

Isocyanates react with skin protein and moisture and can cause irritation. Prolonged contact can cause reddening, swelling, rash, scaling, blistering, and, in some cases, skin sensitization. Individuals who have developed a skin sensitization can develop these symptoms as a result of contact with very small amounts of liquid material or as a result of exposure to vapor.

Causes skin irritation

Serious Eye Damage/Irritation:

Liquid, aerosols or vapors are severely irritating and can cause pain, tearing, reddening and swelling. Prolonged vapor contact may cause conjunctivitis. Any level of contact should not be left untreated.

Causes serious eye irritation

Carcinogenicity:

Suspected of causing cancer.

Respiratory/Skin Sensitization:

May cause allergy or asthma symptoms or breathing difficulties if inhaled

May cause an allergic skin reaction

Germ Cell Mutagenicity:

No data available

Reproductive Toxicity:

No data available

Specific Target Organ Toxicity - Single Exposure:

May cause respiratory irritation

Specific Target Organ Toxicity - Repeated Exposure:

May cause damage to organs through prolonged or repeated exposure.

Aspiration Hazard:

No data available

Acute Toxicity:

No data available

0000101-68-8 4,4'-METHYLENEDIPHENYL DIISOCYANATE

LC50 (rat): 369-490 mg/m3 (aerosol) (4-hour exposure) (1)
LC50 (rat): 178 mg/m3 (17.4 ppm) (duration of exposure not reported) (2)

LD50 (oral, rat): greater than 10,000 mg/kg (1,2)
LD50 (dermal, rabbit): greater than 10,000 mg/kg (1)
LD50 (oral, mouse): 2,200 mg/kg (3)

SECTION 12) ECOLOGICAL INFORMATION

Toxicity:

No data available.

Persistence and Degradability:

No data available.

Bioaccumulative Potential:

No data available.

Mobility in Soil:

No data available.

Other Adverse Effects:

No data available.

SECTION 13) DISPOSAL CONSIDERATIONS

Waste Disposal:

Under RCRA, it is the responsibility of the user of the product, to determine a the time of disposal whether the product meets RCRA criteria for hazardous waste. Waste management should be in full compliance with federal, state, and local laws.

Empty containers retain product residue which may exhibit hazards of material, therefore do not pressurize, cut, glaze, weld or use for any other purposes. Return drums to reclamation centers for proper cleaning and reuse.

SECTION 14) TRANSPORT INFORMATION

U.S. DOT Information:

Not regulated

IMDG Information:

Not regulated.

IATA Information:

Not regulated.

SECTION 15) REGULATORY INFORMATION

CAS	Chemical Name	% By Weight	Regulation List
0068092-58-0	POLYURETHANE PREPOLYMER	39% - 71%	DSL,SARA312,TSCA
0000101-68-8	4,4'-METHYLENEDIPHENYL DIISOCYANATE	24% - 44%	SARA313, DSL,CERCLA,HAPS,SARA312,VHAPS,VOC,TSCA
0000108-32-7	4-METHYL-1,3-DIOXOLAN-2-ONE	8% - 15%	DSL,SARA312,TSCA
0026447-40-5	MDI (MONOMER)	0.6% - 1.1%	DSL,SARA312,VOC,TSCA

SECTION 16) OTHER INFORMATION

OTHER INFORMATION:

Note: As per GHS, category 1 is the greatest level of hazard within each class.

GLOSSARY:

ACGIH- American Conference of Governmental Industrial Hygienists; ANSI- American National Standards Institute; CA Prop65- California Proposition 65; Canadian TDG- Canadian Transportation of Dangerous Goods; CAS- Chemical Abstract Service; Chemtrec- Chemical Transportation Emergency Center (US); CHIP- Chemical Hazard Information and Packaging; DSL- Domestic Substances List; EC- Equivalent Concentration; EH40 (UK)- HSE Guidance Note EH40 Occupational Exposure Limits; EPCRA- Emergency Planning and Community Right-To-Know Act; ESL- Effects screening levels; HMIS- Hazardous Material Information Service; LC- Lethal Concentration; LD- Lethal Dose; NFPA- National Fire Protection Association; OEL- Occupational Exposure Limits; OSHA- Occupational Safety and Health Administration, US Department of Labor; PEL- Permissible Exposure Limit; SARA (Title III)- Superfund Amendments and Reauthorization Act; SARA 313- Superfund Amendments and Reauthorization Act, Section 313; SCBA- Self-Contained Breathing Apparatus; STEL- Short Term Exposure Limit; TCEQ- Texas Commission on Environmental Quality; TLV- Threshold Limit Value; TSCA- Toxic Substances Control Act Public Law 94-469; TWA- Time Weighted Value; US DOT- US Department of Transportation; WHMIS- Workplace Hazardous Materials Information System.

DISCLAIMER

To the best of our knowledge, the information contained herein is accurate. However, neither the above named supplier nor any of its subsidiaries assumes any liability whatsoever for the accuracy or completeness of the information contained herein. Final determination of suitability of any material is the sole responsibility of the user. All materials may present unknown hazards and should be used with caution. Although certain hazards are described herein, we cannot guarantee that these are the only hazards that exist. The above information pertains to this product as currently formulated, and is based on the information available at this time. Addition of reducers or other additives to this product may substantially alter the composition and hazards of the product. Since conditions of use are outside our control, we make no warranties, express or implied, and assume no liability in connection with any use of this information.

SAFETY DATA SHEET

SECTION 1) CHEMICAL PRODUCT AND SUPPLIER'S IDENTIFICATION

Product ID:	CFPRO85		
Product Name:	CreteFill Pro 85, Side B		
Revision Date:	Oct 13, 2021	**Date Printed:**	Oct 13, 2021
Version:	1.0	**Supersedes Date:**	N.A.
Manufacturer's Name:	Curecrete Distribution, Inc.		
Address:	1203 Spring Creek Pl, Springville UT		
Emergency Phone:	84663 801.629.0667 or 800.633.8253		

Information Phone Number: 800.998.5664 or 801.489.5663

Product/Recommended Uses: For Further Information, Refer to the Product Technical Data Sheet.

SECTION 2) HAZARDS IDENTIFICATION

Classification:

Specific Target Organ Toxicity - Single Exposure - Category 1

Specific Target Organ Toxicity - Repeated Exposure - Category 2

Skin Irritation - Category 3

Carcinogenicity - Category 2

Eye Irritation - Category 2

Acute aquatic toxicity - Category 3

Chronic aquatic toxicity - Category 3

Pictograms:



Signal Word:

Danger

Hazardous Statements - Health:

H370 - Causes damage to organs.

H373 - May cause damage to organs through prolonged or repeated exposure.

H316 - Causes mild skin irritation

H351 - Suspected of causing cancer.

H319 - Causes serious eye irritation

Hazardous Statements - Environmental:

H402 - Harmful to aquatic life

H412 - Harmful to aquatic life with long lasting effects

Precautionary Statements - General:

P101 - If medical advice is needed, have product container or label at hand.

P102 - Keep out of reach of children.

P103 - Read label before use.

Precautionary Statements - Prevention:

P260 - Do not breathe dust/fume/gas/mist/vapors/spray.

P264 - Wash thoroughly after handling.

P270 - Do not eat, drink or smoke when using this product.

P201 - Obtain special instructions before use.

P202 - Do not handle until all safety precautions have been read and understood.

P280 - Wear protective gloves/protective clothing/eye protection/face protection.

P273 - Avoid release to the environment.

Precautionary Statements - Response:

P308 + P311 - IF exposed or concerned: Call a POISON CENTER/doctor.

P321 - Specific treatment (see section 4 on this SDS).

P314 - Get Medical advice/attention if you feel unwell.

P332 + P313 - If skin irritation occurs: Get medical advice/attention.

P308 + P313 - IF exposed or concerned: Get medical advice/attention.

P305 + P351 + P338 - IF IN EYES: Rinse cautiously with water for several minutes. Remove contact lenses, if present and easy to do. Continue rinsing.

P337 + P313 - If eye irritation persists: Get medical advice/attention.

Precautionary Statements - Storage:

P405 - Store locked up.

Precautionary Statements - Disposal:

P501 - Dispose of contents/ container to an approved waste disposal plant.

SECTION 3) COMPOSITION / INFORMATION ON INGREDIENTS

CAS	Chemical Name	% By Weight
0005285-60-9	BENZENEAMINE, 4,4'-METHYLENEBIS[n-(1-METHYLPROPROPYL)-	16% - 28%
0013463-67-7	TITANIUM DIOXIDE	5% - 10%
0068479-98-1	AROMATIC AMINE	4% - 7%
0014808-60-7	SILICA, CRYSTALLINE	0.4% - 0.7%
0001333-86-4	CARBON BLACK	0.2% - 0.4%

Specific chemical identity and/or exact percentage (concentration) of the composition has been withheld to protect confidentiality.

SECTION 4) FIRST-AID MEASURES

Inhalation:

Remove source of exposure or move person to fresh air and keep comfortable for breathing. If experiencing respiratory symptoms: Call a POISON CENTER/doctor. If breathing is difficult, trained personnel should administer emergency oxygen if advised to do so by the POISON CENTER/doctor.

If exposed/feel unwell/concerned: Call a POISON CENTER/doctor.

Skin Contact:

Take off contaminated clothing, shoes and leather goods (e.g. watchbands, belts). Gently blot or brush away excess product. Wash with plenty of lukewarm, gently flowing water for a duration of 15-20 minutes. If skin irritation or rash occurs: Get medical advice/attention. Wash contaminated clothing before re-use or discard.

IF exposed or concerned: Get medical advice/attention.

Eye Contact:

Remove source of exposure or move person to fresh air. Rinse eyes cautiously with lukewarm, gently flowing water for several minutes, while holding the eyelids open. Remove contact lenses, if present and easy to do. Continue rinsing for a duration of 15-20 minutes. Take care not to rinse contaminated water into the unaffected eye or onto the face. If eye irritation persists: Get medical advice/attention.

Ingestion:

Immediately call a POISON CENTER/doctor. Do NOT induce vomiting. If vomiting occurs naturally, lie on your side, in the recovery position.

Give 1 or 2 glasses of milk or water to drink and refer person to medical personnel. Do not give anything by mouth to an unconscious person.

IF exposed or concerned: Get medical advice/attention.

SECTION 5) FIRE-FIGHTING MEASURES

Suitable Extinguishing Media:

Dry chemical, foam, carbon dioxide water spray or fog is recommended. Water spray is recommended to cool or protect exposed materials or structures. Carbon dioxide can displace oxygen. Use caution when applying carbon dioxide in confined spaces. Simultaneous use of foam and water on the same surface is to be avoided as water destroys the foam. Sand or earth may be used for small fires only.

Specific Hazards in Case of Fire:

Sudden reaction and fire may result when the product is exposed to oxidizing agents.

Fire-fighting Procedures:

Isolate immediate hazard area and keep unauthorized personnel out. Stop spill/release if it can be done safely. Move undamaged containers from immediate hazard area if it can be done safely. Water spray may be useful in minimizing or dispersing vapors and to protect personnel. Water may be ineffective but can be used to cool containers exposed to heat or flame. Caution should be exercised when using water or foam as frothing may occur, especially if sprayed into containers of hot, burning liquid.

Dispose of fire debris and contaminated extinguishing water in accordance with official regulations.

Special Protective Actions:

Wear NIOSH approved self-contained breathing apparatus in positive pressure mode with full-face piece. Boots, gloves (neoprene), googles, and full protective clothing are also required.

Care should always be exercised in dust/mist areas.

SECTION 6) ACCIDENTAL RELEASE MEASURES

Emergency Procedure:

Keep unnecessary people away; isolate hazard area and deny entry. Do not touch or walk through spilled material. Clean up immediately.

ELIMINATE all ignition sources (no smoking, flares, sparks or flames in immediate area).

Recommended Equipment:

Appropriate dust or face mask to eliminate breathing foam dust particulates.

Personal Precautions:

Avoid breathing vapors. Avoid contact with skin, eyes or clothing. Do not touch damaged containers or spilled materials unless wearing appropriate protective clothing.

Environmental Precautions:

Stop spill/release if it can be done safely. Prevent spilled material from entering sewers, storm drains, other unauthorized drainage systems and natural waterways by using sand, earth, or other appropriate barriers.

Methods and Materials for Containment and Cleaning up:

Soak up material with absorbent and shovel into a chemical waste container. Cover container, but do not seal, and remove from work area. Residues from spill cleanup may continue to be regulated under provisions of RCRA and require storage and disposal as hazardous waste. For major spills, call CHEMTREC (Chemical Transportation Emergency Center) at 800-424-9300.

SECTION 7) HANDLING AND STORAGE

General:

Wash hands after use.
Do not get in eyes, on skin or on clothing.
Do not breathe vapors or mists.
Use good personal hygiene practices.
Eating, drinking and smoking in work areas is prohibited.
Remove contaminated clothing and protective equipment before entering eating areas.

Eyewash stations and showers should be available in areas where this material is used and stored.

Ventilation Requirements:

Use only with adequate ventilation to control air contaminants to their exposure limits. The use of local ventilation is recommended to control emissions near the source.

Storage Room Requirements:

Keep container(s) tightly closed and properly labeled. Store in cool, dry, well-ventilated areas away from heat, direct sunlight, strong oxidizers and any incompatibilities. Store in approved containers and protect against physical damage. Keep containers securely sealed when not in use. Indoor storage should meet OSHA standards and appropriate fire codes. Containers that have been opened must be carefully resealed to prevent leakage. Empty container retain residue and may be dangerous.
Use non-sparking ventilation systems, approved explosion-proof equipment and intrinsically safe electrical systems in areas where this product is used and stored.

Store in tightly sealed containers to protect from atmospheric moisture. Store in a cool dry area. Store liquid in containers above ground and surround by dikes to contain spills or leaks.

Ground and bond containers and receiving equipment. Avoid static electricity by grounding.

SECTION 8) EXPOSURE CONTROLS/PERSONAL PROTECTION

Eye Protection:

Wear eye protection with side shields or goggles. Wear indirect-vent, impact and splash resistant goggles when working with liquids. If additional protection is needed for entire face, use in combination with a face shield.

Skin Protection:

Use of gloves approved to relevant standards made from the following materials may provide suitable chemical protection: PVC, neoprene or nitrile rubber gloves. Suitability and durability of a glove is dependent on usage, e.g. frequency and duration of contact, chemical resistance of glove material, glove thickness, dexterity. Always seek advice from glove suppliers. Contaminated gloves should be replaced. Use of an apron and over- boots of chemically impervious materials such as neoprene or nitrile rubber is recommended to avoid skin sensitization. The type of protective equipment must be selected according to the concentration and amount of the dangerous substance at the specific workplace. Launder soiled clothes or properly disposed of contaminated material, which cannot be decontaminated.

Respiratory Protection:

If engineering controls do not maintain airborne concentrations to a level which is adequate to protect worker, a respiratory protection program that meets or is equivalent to OSHA 29 CFR 1910.134 and ANSI Z88.2 should be followed. Check with respiratory protective equipment suppliers.
When airborne concentrations exceed or are expected to exceed the TLV, use MSHA/NIOSH approved positive pressure supplied air respirator with a full-face piece or an air supplied hood. For emergencies, use a positive pressure self-container breathing apparatus.

Appropriate Engineering Controls:

Provide exhaust ventilation or other engineering controls to keep the airborne concentrations of vapors below their respective threshold limit value.

Chemical Name	OSHA TWA (ppm)	OSHA TWA (mg/m3)	OSHA STEL (ppm)	OSHA STEL (mg/m3)	OSHA Tables (Z1, Z2, Z3)	OSHA Carcinogen	OSHA Skin designation	NIOSH TWA (ppm)	NIOSH TWA (mg/m3)	NIOSH STEL (ppm)	NIOSH STEL (mg/m3)	NIOSH Carcinogen
CARBON BLACK		3.5			1				3.5a			1
SILICA, CRYSTALLINE	a	[10 mg/m3 percent SiO2+2 / 250 percent SiO2+5 mppcf]; [30 mg/m3 percent SiO2+2];			[1,3]; [3];				0.05e			1
TITANIUM DIOXIDE		15			1			b				1

Chemical Name	ACGIH TWA (ppm)	ACGIH TWA (mg/m3)	ACGIH STEL (ppm)	ACGIH STEL (mg/m3)
CARBON BLACK		3 (I)		
SILICA, CRYSTALLINE		0.025 (R)		
TITANIUM DIOXIDE		10		

(I) - Inhalable fraction

SECTION 9) PHYSICAL AND CHEMICAL PROPERTIES

Physical and Chemical Properties

Density	8.98 lb/gal

Specific Gravity	1.08
VOC Regulatory	0.00 lb/gal

VOC Part A & B Combined	N.A.
Appearance	Pigmented Liquid
Odor Threshold	N.A.
Odor Description	Mild Chemical
pH	N.A.
Water Solubility	N.A.
Flammability	N/A
Flash Point Symbol	N.A.
Flash Point	135 °C
Viscosity	N.A.
Lower Explosion Level	N.A.
Upper Explosion Level	N.A.
Vapor Pressure	N.A.
Vapor Density	Heavier than air
Freezing Point	N.A.
Melting Point	N.A.
Low Boiling Point	308 °C
High Boiling Point	N.A.
Auto Ignition Temp	N.A.
Decomposition Pt	N.A.
Evaporation Rate	Slower than ether
Coefficient Water/Oil	N.A.

SECTION 10) STABILITY AND REACTIVITY

Stability:

Material is stable at standard temperature and pressure.

Conditions to Avoid:

Heat, high temperature, open flame, and moisture. Avoid contact with incompatible materials.

Hazardous Reactions/Polymerization:

Will not occur.

Incompatible Materials:

This product will react with any material containing isocyanate. Some reactions can be violent.

Hazardous Decomposition Products:

Combustion products: organic vapors and thermal decomposition fragments.

SECTION 11) TOXICOLOGICAL INFORMATION

Skin Corrosion/Irritation:

Product may be absorbed through skin and cause nausea, headache, and general discomfort.

Causes mild skin irritation

Serious Eye Damage/Irritation:

Vapors can irritate the eyes. Chemical burns may result due to overexposure. Affects of exposure may be delayed.

Causes serious eye irritation

Respiratory/Skin Sensitization:

Inhalation : Severe overexposure may induce respiratory sensitization with asthma like symptoms. These symptoms may be immediate or delayed up to several hours after exposure. Chronic exposures may result in permanent decreases in lung function.

Skin sensitization may develop after repeated and/or prolonged contact.

Carcinogenicity:

Suspected of causing cancer.

Germ Cell Mutagenicity:

No data available

Reproductive Toxicity:

No data available

Specific Target Organ Toxicity - Single Exposure:

Causes damage to organs.

Specific Target Organ Toxicity - Repeated Exposure:

May cause damage to organs through prolonged or repeated exposure.

Aspiration Hazard:

No data available

Acute Toxicity:

If ingested : In humans, irritation or chemical burns of the mouth, pharynx, esophagus and stomach can develop following ingestion, and injury may be severe and cause death.

Repeated and prolonged exposure at low levels may result in adverse skin and eye effects, liver and kidney disorders.

0001333-86-4 CARBON BLACK

LC50 (rat): 6750 mg/m3 (4-hour exposure); cited as 27000 mg/m3 (27 mg/L) (1-hour exposure) (3)

Chronic Exposure

0001333-86-4 CARBON BLACK

CARCINOGENIC EFFECTS: In 1996, the IARC reevaluated Carbon Black as a Group 2B carcinogen. This evaluation is given to carbon black for which there is inadequate human evidence, but sufficient animal evidence.

Prolonged inhalation of Carbon black can result in lung disease. Symptoms include coughing, shortness of breath, wheezing and reduced pulmonary function.

0014808-60-7 SILICA, CRYSTALLINE

Prolonged inhalation of respirable crystalline silica dust can result in lung disease (i.e. silicosis and/or lung cancer). Symptoms include coughing, shortness of breath, wheezing and reduced pulmonary function.

Potential Health Effects - Miscellaneous

0001333-86-4 CARBON BLACK

Is an IARC, NTP or OSHA carcinogen. Has shown carcinogenic activity in laboratory animals at high doses. Significance to man is unknown. The following medical conditions may be aggravated by exposure: asthma, respiratory disease. WARNING: This chemical is known to the State of California to cause cancer.

0013463-67-7 TITANIUM DIOXIDE

Is an IARC, NTP or OSHA carcinogen. In a lifetime inhalation test, lung cancers were found in some rats exposed to 250 mg/m3 respirable titanium dust. Analysis of the titanium dioxide concentrations in the rat?s lungs showed that the lung clearance mechanism was overwhelmed and that the results at the massive 250 mg/m3 level are not relevant to the workplace.?Results of a DuPont epidemiology study showed that employees who had been exposed to Titanium Dioxide were at no greater risk of developing lung cancer than were employees who had not been exposed to Titanium dioxide. No pulmonary fibrosis was found in any of the employees and no association was observed between Titanium dioxide exposure and chronic respiratory disease or x-ray abnormalities. Based on the results of this study DuPont concludes that titanium dioxide will not cause lung cancer or chronic respiratory disease in humans at concentrations experienced in the workplace.?

0014808-60-7 SILICA, CRYSTALLINE

Is an IARC, NTP or OSHA carcinogen. Repeated overexposure to crystalline silica may lead to x-ray changes and chronic lung disease. Inhalation of high dust concentrations may cause: breathing difficulties, lung injury. WARNING: This chemical is known to the State of California to cause cancer.

SECTION 12) ECOLOGICAL INFORMATION

Toxicity:

Harmful to aquatic life

Harmful to aquatic life with long lasting effects

Mobility in Soil:

No data available.

Other Adverse Effects:

No data available.

Bio-accumulative Potential

0001333-86-4 CARBON BLACK

A relevant bioaccumulation potential of carbon black is not expected based on its insolubility in organic solvents and in water. Furthermore, since the aggregate diameter of carbon black varies between 80 nm and 810 nm, bioaccumulation of particulate carbon black is not likely oweing to the large diameter of the solid aggregate particles.

Persistence and Degradability

0001333-86-4 CARBON BLACK

Carbon Black's insolubility in water results in it not being biodegradable in any medium or by biota. It is considered persistent in the natural environment.

SECTION 13) DISPOSAL CONSIDERATIONS

Waste Disposal:

Under RCRA, it is the responsibility of the user of the product, to determine a the time of disposal whether the product meets RCRA criteria for hazardous waste. Waste management should be in full compliance with federal, state, and local laws.

Empty containers retain product residue which may exhibit hazards of material, therefore do not pressurize, cut, glaze, weld or use for any other purposes. Return drums to reclamation centers for proper cleaning and reuse.

SECTION 14) TRANSPORT INFORMATION

U.S. DOT Information:

Not regulated.

IMDG Information:

Not regulated.

IATA Information:

Not regulated.

SECTION 15) REGULATORY INFORMATION

CAS	Chemical Name	% By Weight	Regulation List
0005285-60-9	BENZENEAMINE, 4,4'-METHYLENEBIS[n-(1-METHYLPROPROPYL)-	16% - 28%	DSL,SARA312,TSCA
0013463-67-7	TITANIUM DIOXIDE	5% - 10%	DSL,SARA312,TSCA,CA_Prop65 - California Proposition 65
0068479-98-1	AROMATIC AMINE	4% - 7%	DSL,SARA312,VOC,TSCA
0014808-60-7	SILICA, CRYSTALLINE	0.4% - 0.7%	DSL,SARA312,TSCA,CA_Prop65 - California Proposition 65
0001333-86-4	CARBON BLACK	0.2% - 0.4%	DSL,SARA312,TSCA,CA_Prop65 - California Proposition 65

SECTION 16) OTHER INFORMATION

OTHER INFORMATION:

* There are points of differences between OSHA GHS and UN GHS. In 90% of the categories, they can be used interchangeably, but for the Skin Corrosion/Irritant Category and the Specific Target Organ Toxicity (Single and Repeated Exposure) Categories. In these cases, our system will say UN GHS.

GLOSSARY:

ACGIH- American Conference of Governmental Industrial Hygienists; ANSI- American National Standards Institute; CA Prop65- California Proposition 65; Canadian TDG- Canadian Transportation of Dangerous Goods; CAS- Chemical Abstract Service; Chemtrec- Chemical Transportation Emergency Center (US); CHIP- Chemical Hazard Information and Packaging; DSL- Domestic Substances List; EC- Equivalent Concentration; EH40 (UK)- HSE Guidance Note EH40 Occupational Exposure Limits; EPCRA- Emergency Planning and Community Right-To-Know Act; ESL- Effects screening levels; HMIS- Hazardous Material Information Service; LC- Lethal Concentration; LD- Lethal Dose; NFPA- National Fire Protection Association; OEL- Occupational Exposure Limits; OSHA- Occupational Safety and Health Administration, US Department of Labor; PEL- Permissible Exposure Limit; SARA (Title III)- Superfund Amendments and Reauthorization Act; SARA 313- Superfund Amendments and Reauthorization Act, Section 313; SCBA- Self-Contained Breathing Apparatus; STEL- Short Term Exposure Limit; TCEQ- Texas Commission on Environmental Quality; TLV- Threshold Limit Value; TSCA- Toxic Substances Control Act Public Law 94-469; TWA- Time Weighted Value; US DOT- US Department of Transportation; WHMIS- Workplace Hazardous Materials Information System.

DISCLAIMER

To the best of our knowledge, the information contained herein is accurate. However, neither the above named supplier nor any of its subsidiaries assumes any liability whatsoever for the accuracy or completeness of the information contained herein. Final determination of suitability of any material is the sole responsibility of the user. All materials may present unknown hazards and should be used with caution. Although certain hazards are described herein, we cannot guarantee that these are the only hazards that exist. The above information pertains to this product as currently formulated, and is based on the information available at this time. Addition of reducers or other additives to this product may substantially alter the composition and hazards of the product. Since conditions of use are outside our control, we make no warranties, express or implied, and assume no liability in connection with any use of this information.



GRAINGER APPROVED Caulk Backer Rod: 20 ft Overall Lg, 3/8 in Overall Wd, 3/8 in Overall Ht, Gray

Item **2RRF9** Mfr. Model **2RRF9**

Your Price
$13.57 / each

Qty 1 Add to Cart

Setup Auto Reorder

Ship Pickup

Expected to arrive **Thu. Feb 23.**

Ship to **32653** | Change

Shipping Weight **0.07 lbs**

Ship Availability Terms

Add to List

Product Details

Catalog Page **N/A**

Overall Length	**20 ft**
Overall Width	**3/8 in**
Overall Height	**3/8 in**
Color	**Gray**
Material	**Polyethylene Closed Cell Foam**
For Use With	**Larger Gaps and Openings**
Sold As	**Roll**
Product Type	**Caulk Backer Rod**
UNSPSC	**31201606**
Country of Origin	**USA (subject to change)**

Compatible Products

Compliance & Restrictions

WARNING: Cancer and Reproductive Harm - www.P65Warnings.ca.gov

Alternate Products



FROST KING Caulk Saver: 350 ft Overall Lg, 3/8 in Overall Wd, Gray

Item **45UA88**

Your Price
$101.30 / each

Qty 1 Add to Cart

Chat with an Agent



TITEBOND Self-Leveling Concrete Floor Joint Sealant: 10.1 oz, 10 min Starts to Harden

Item **2GXU1** Mfr. Model **3191**

Your Price
$5.77 / each

Qty 1 | Add to Cart

Setup Auto Reorder

Ship | Pickup

Expected to arrive **Thu. Feb 23.**

Ship to **32653** | Change

Shipping Weight **1.15 lbs**

Ship Availability Terms

Add to List

Product Details

Catalog Page 1633

Patching Application **Crack Fillers**

Color **Gray**

Number of Components **1**

Container Size **10.1 oz**

Container Style **Cartridge**

Coverage **31 ft @ 1/4 in x 1/4 in**

VOC **0 g/L (10 g/L [Less Than2% wt.] during cure)**

Flash Point **Non-Flammable**

Starts to Harden **10 min**

Full Cure Time **1 day**

For Use On Surface Material **Concrete**

Application
Construction/Expansion Joints and Cracks In Concrete Decks and Floors

For Use With **Caulk Gun**

Characteristics **Does Not Contain Solvents Or Isocyanates; Flexible**

Meets
ASTM C920 Type S Grade P Class 25, Use T and M, CAN/CGSB-19.13-M87 Class 1-40-B-N & C-1-25-B-N, TT-S-00230C Type I Class A

Product Type **Self-Leveling Concrete Floor Joint Sealant**

Compliance & Restrictions

View the Safety Data Sheet (SDS) for this item.

Hazardous Material - General

Green Product - This item has been designated by the manufacturer as an environmentally preferable product (EPP) because this item has one or more environmentally preferable attributes. For additional information, see the Product Details section on the Product Detail page.

Documents

Sell Sheet

Chat with an Agent

EXHIBIT D-2

STRUCTURAL EVALUATIONS OF THE WASTE BULKING AND UNLOADING AREA, SOLVENT RECOVERY AREA, AND EQUIPMENT STORAGE AND DECONTAMINATION AREA

CHEMICAL CONSERVATION OF GEORGIA, INC.

STRUCTURAL EVALUATION

May 22, 1992

Prepared by: W. Brick Rosenbaum, P.E.



Kun-young Chiu & Associates, Inc.
109 E. Adair Street
Valdosta, Georgia 31601

CHEMICAL CONSERVATION OF GEORGIA, INC.

Structural Evaluation Report

May 22, 1992

TABLE OF CONTENTS

		Page
I.	PURPOSE	1
II.	FIELD DATA	1
III.	OBSERVATION OF EXISTING CONSTRUCTION AND CONDITION	4
IV.	WALL COMPUTATIONS	9
V.	SLAB-ON-GRADE CALCULATIONS	18
VI.	CONCLUSIONS AND RECOMMENDATIONS	23

LIST OF EXHIBITS

A.	Partial Plant Layout	2
B.	Typical As-Built Containment Wall	5

APPENDICES

A. Soils and Materials Evaluation
B. Correspondence

I. PURPOSE

A. The purpose of this structural evaluation was to establish existing conditions of containment walls and slabs-on-grade in three areas of Chemical Conservation of Georgia, Inc.'s Valdosta plant. The three areas studied were the Solvent Recovery Area, the Trailer Loading Area and the Equipment Decontamination Area. The evaluation included destructive testing of materials to include coring floor slabs, obtaining soil borings through the underlying strata, and demolishing a portion of the containment walls in order to gather data to allow an evaluation of the amount of liquid which can be retained behind the wall. Recommendation for repairs and maintenance are also included.

II. FIELD DATA

A. Floor Slab Cores

Eight 4"-diameter cores were made through the existing slabs at locations as indicated on Exhibit A. The purpose of the cores was to determine the as-built thickness of the slabs and to obtain samples for laboratory testing to determine compressive strengths of the concrete. See the Soils and Materials Testing Report in the Appendix for the slab thicknesses determined in the field. In general the slab thicknesses were found to be as follows:

1. Equipment Decontamination Area - 8"
2. Trailer Loading Area - 8"
3. Solvent Recycle Area - A topping slab was found varying in thickness from 5-1/2" to 8-3/4" which overlaid an underlying slab which varied in thickness from 3" to 4-3/4". The total thickness of the two slabs varied from 10" to 12-1/4". A plastic liner was found between the slabs.

Based on laboratory tests, the compressive strength of the concrete is equal to, or greater than, the following:

Solvent Recovery Area = 3750 psi
Trailer Unloading Area - 3000 psi
Equipment Decontamination = 4250 psi

EXHIBIT A

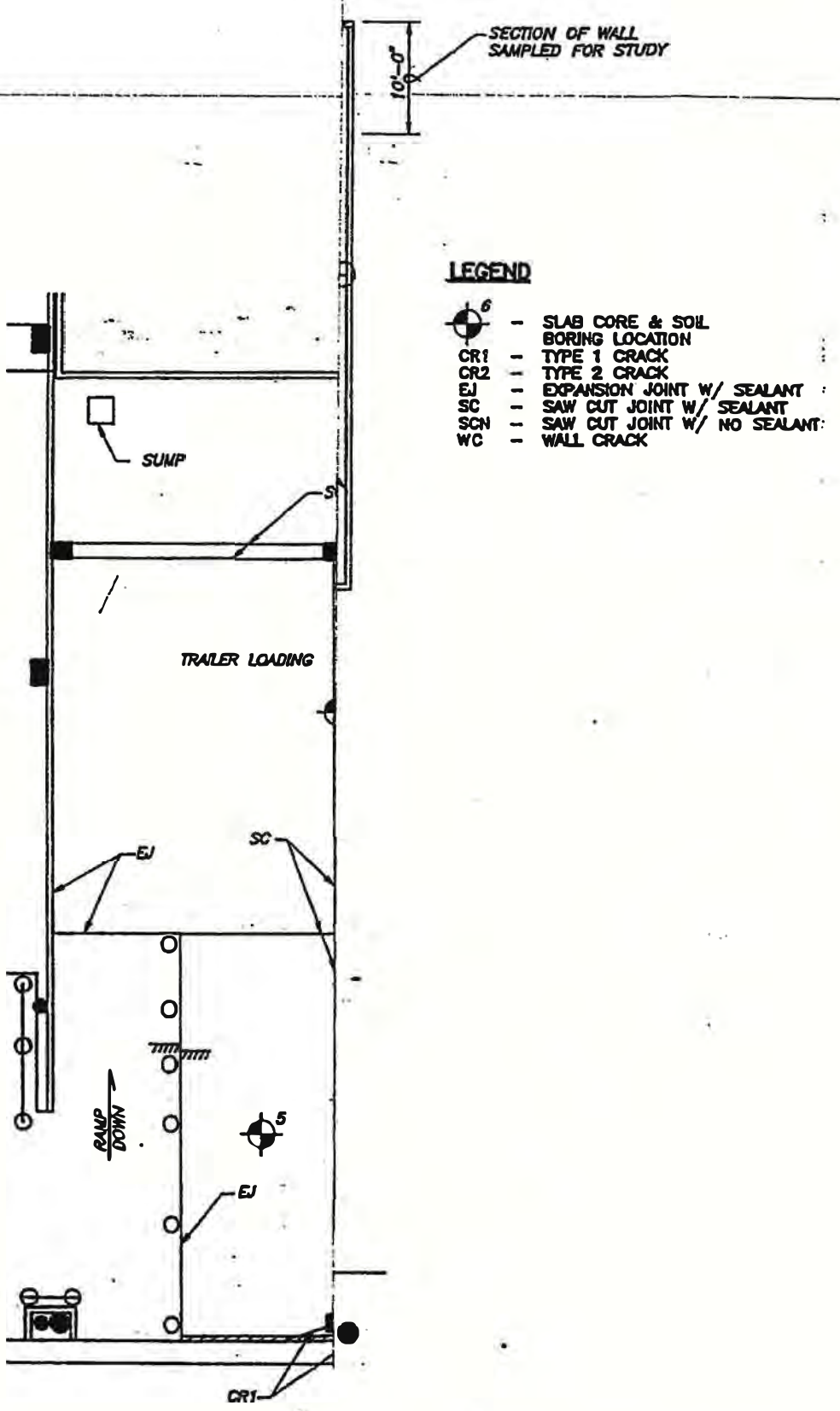
SECTION OF WALL SAMPLED FOR STUDY
10'-0"
LEGEND
6 – SLAB CORE & SOIL BORING LOCATION
CR1 – TYPE 1 CRACK
CR2 – TYPE 2 CRACK
EJ – EXPANSION JOINT W/ SEALANT
SC – SAW CUT JOINT W/ SEALANT
SCN – SAW CUT JOINT W/ NO SEALANT
WC – WALL CRACK
SUMP
TRAILER LOADING
EJ
SC
RAMP DOWN
5
EJ
CR1

B. Soil Borings

In order to determine the characteristics of the underlying soil stratum, soil borings were obtained through the slab core holes. All eight locations were tested. See the Soils and Materials Testing Report in the Appendix of this report for specific results.

In general, the underlying soils were found to be relatively well compacted except for a thin layer in the areas of cores 3 and 8. This area exhibited an area of soft soils immediately under the slabs. Design values for pavement and containment wall support were calculated by the geotechnical engineer as follows:

Soils modulus, K = 100 pci (except at cores 3 & 8 where K = 50 pci).

Allowable foundation bearing pressure = 4,000 PSF.

C. Containment Wall

In order to determine the structural characteristics of the containment wall, a 10-foot section of the wall was removed from the Equipment Decontamination Area. During the removal, an Engineer from Kun-young Chiu & Associates, Inc. was on site to observe and document the as-built construction. Initially, five feet of wall were removed, followed by the removal of another five feet of wall to assure observation of a trend in the size of the footing, the spacing of the reinforcing bars and the consistency of the block concrete fill in the block wall. Since the wall footing was found to be a standard two-foot wide continuous footing (rather than a cantilever wall-type footing), demolition of the footing to determine reinforcing steel spacing and size was not required. Any reinforcing in the footing would be for the purposes of spanning over weak spots longitudinal to the wall rather than overturning due to containment fluids forces.

Three representative samples were obtained for prism testing. As reported in the Soils and Materials Testing Report bound herein, the prism tests verified the composite strength of the reinforced masonry wall. The results of the prism test indicate f'm = 2230 & 2590 psi for test specimens 1 & 3, respectively. Test Specimen 2 was faulty and gave erroneous results in the laboratory.

Exhibit B indicates the typical as-built condition observed in the field during the demolition of the wall. Please note the footing has been assumed to be 3,000 psi compressive strength. In addition, the reinforcing bars have been assumed to be Grade 40 with fy = 40,000 psi. These two assumptions are conservative and were not verified since they are the minimum material strengths normally used for this application.

For the purpose of this report, it is assumed that the average as-built condition indicated in Exhibit B is representative of all the containment walls. As stated above, this assumption is extrapolated from the data obtained during the demolition of a 10-foot section of wall in the northwest corner of the Equipment Decontamination Area. Other assumptions made in the evaluation of this wall are outlined in the calculations section of the report.

III. OBSERVATION OF EXISTING CONSTRUCTION AND CONDITION

A. GENERAL

The following evaluation of the quality of construction and the condition of the existing containment areas is based upon visual observation, supplemented by the specific data obtained during the testing program. All conclusions reached and recommendations are based on this visual observation.

See Exhibit A for a partial plant layout indicating problem areas and the approximate location of floor joints. Note that this drawing is not to scale and that locations of failed sealant are not indicated since they are scattered throughout the slab area.

In the following observation reports, two types of cracks will be discussed. These types will be defined as follows:

(1) Type 1 Crack - A random crack in the floor which is not necessarily associated with crack control joints.

(2) Type 2 Crack - A crack in the floor at the extension of a sawcut (crack control joint) where the sawcut was not carried to the end of a joint to interface with a wall or other vertical element.

EXHIBIT B

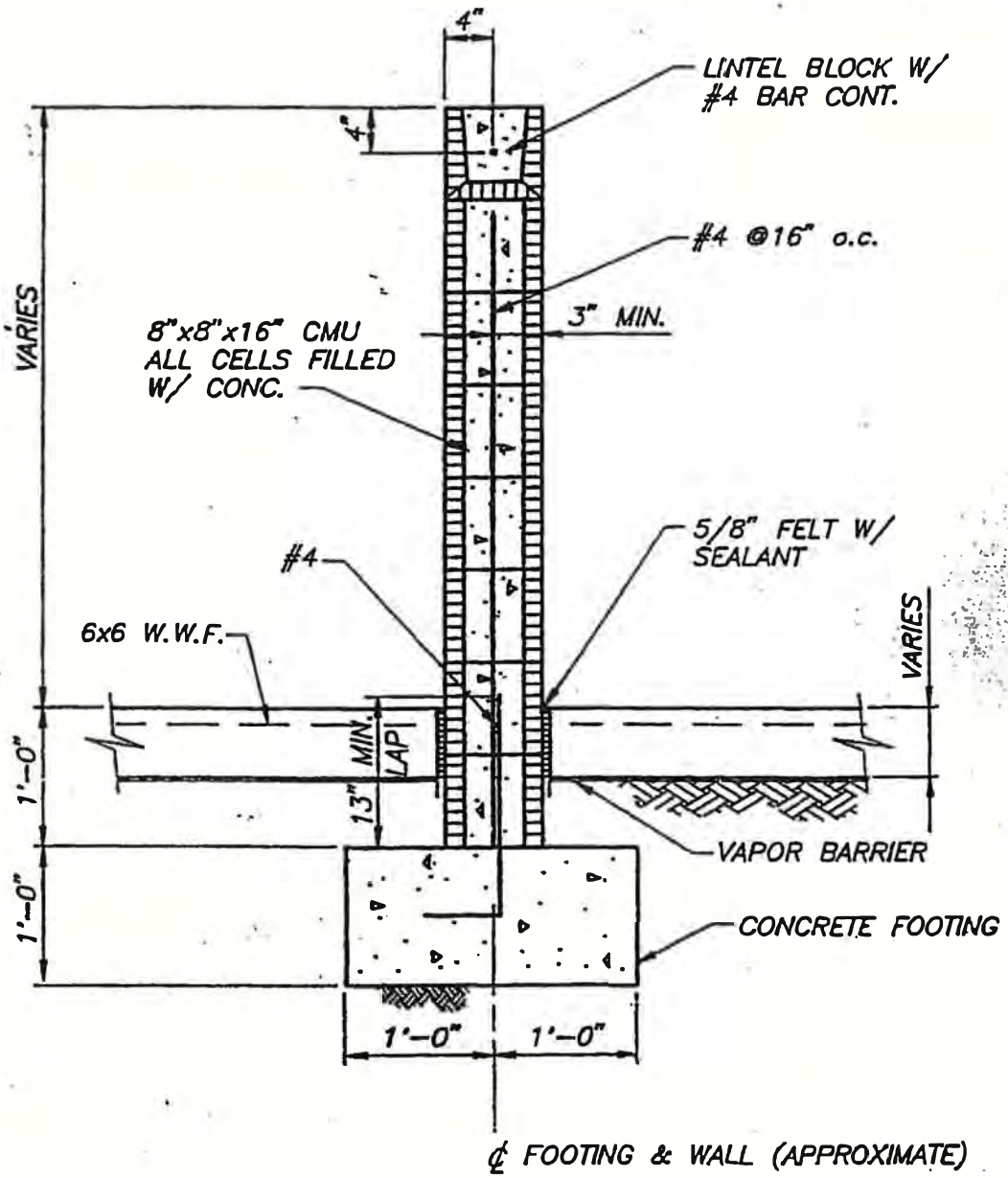

TYPICAL WALL SECTION

SCALE: 3/4"=1'-0"

Widening of the cracks by sawing or grinding may be required to obtain adequate penetration of sealants. Manufacturer's recommendation should be followed.

B. EQUIPMENT DECONTAMINATION AREA

1. Description

This area is approximately 24' wide by 50' long and is used to wash down contaminated equipment. The area is surrounded by a containment wall on three sides. The fourth side previously had a concrete berm which appears to have been removed. The floor slab slopes down from the west end (at the removed berm) to the east side.

2. Existing Condition

a. Walls - The walls were found to be sound except at the northwest corner where a diagonal crack was observed; apparently caused by impact with a vehicle. This damaged section of the wall was removed during the demolition for observation of as-built conditions, reported in Section II of this report.

b. Slabs - The slabs were checked for cracks and found to be sound except for one Type 2 crack as indicated. Testing indicated the slab thickness was approximately 8".

c. Joints - Joint sealants had failed at various locations along the expansion joint between the slab and the wall.

3. Summary

The condition of the Equipment Decontamination Area was found to be good except for repairs required in the sealants.

C. SOLVENT RECOVERY AREA

1. Description - This area is approximately 85' by 80' and contains the thin film evaporator, cooling tower and other miscellaneous items. Except for a driveover berm (not monolithic) at the north end of the area, the area is contained within a masonry containment wall.

2. Existing Condition

a. Walls - The masonry walls were generally found to be in good condition. However, several joints were observed which will require cleaning and sealing as follows:

(1) At the northwest corner the wall which is common with the Equipment Decontamination Area has a cold joint with the west wall of the Solvent Recovery area. This cold joint should be cleaned and sealed with appropriate sealant.

(2) At the south end of the Solvent Recovery Area a section of wall approximately 24'-8" long was found which has been added to lock a ramp down into the trailer loading area. At each end of this wall a cold joint was observed which needs to be cleaned out and sealed with appropriate sealant. In addition, the bottom of the wall is constructed directly upon the ramp slab which originally ramped down into the trailer loading area. The bottom of the wall should be cleaned out and sealed as required.

(3) In addition to the cold joints, a crack was observed in the southeast corner of the Solvent Recovery Area wall. This crack requires cleaning and chipping out of sufficient mortar and block to allow application of an appropriate sealant.

b. Slabs - The slabs were observed to be in good shape with the following exceptions. Three Type 1 cracks were observed in the northwest quadrant of the area. These cracks are significant in nature (one was confirmed to be full-depth during the coring operations) and require cleaning out and sealing.

Numerous Type 2 cracks were observed at the ends of sawcut joints. These joints should be sawed or ground out and sealed with an appropriate sealant.

As mentioned in Section II of this report, floor slabs in the Solvent Recovery Area were found to be double slabs with an initial slab generally 4" thick with a more substantial overlay having been added later.

It was observed that the cooling tower was in place prior to placement of the upper layer of concrete slab. Based on visual observation and other information available, it appears the cooling tower was installed on the lower slab followed by casting of the upper slab. Due to lack of documentation as to the condition of the lower slab at the time the cooling tower was installed, the integrity of the lower slab may be questionable. Since both the upper and lower slabs are not accessible under the cooling tower, continuity or condition of the slabs cannot be verified. This needs to be addressed either by removing the cooling tower and placing a new slab, or building a containment around the cooling tower as appropriate.

c. Joints - Joint sealants had failed at various locations along the expansion joints between the slab and the wall and in the joints in the floor.

3. Summary

The condition of the Solvent Recovery Area was found to be fair. Remedial repairs of the problem areas outlined above is required.

D. TRAILER UNLOADING AREA

1. Description

This area is approximately 48′ wide by 86′ long and is used to load and unload semi-trailer trucks. A monolithically-poured concrete berm was observed at the east end of the space. The other three sides are surrounded by a containment wall. The floor slopes down from east to west.

2. Existing Condition

a. Walls - The walls were found to be sound except at the northeast corner where the masonry wall is cracked. This is a common occurrence in walls having this type of construction.

b. Slabs - Slabs were checked for cracks and found to be sound with the exception of three Type 1 cracks observed in the area of the column centered on the trailer entrance at the east end of the space. Two of these cracks radiate from the column pier and cross the monolithically-poured concrete berm. We under stand these cracks are not an issue and can be patched for cosmetic purposes when convenient. A third crack was found in the slab as indicated. This slab will require sawing or grinding to obtain a sufficient groove to apply an appropriate joint sealant.

c. Joints - Joint sealants had failed at various locations along the expansion joint between the slab and the walls and in the joints in the floor slab.

3. Summary - The condition of the Trailer Unloading Area was found to be good except for repairs required in the sealants and the one Type 1 crack.

IV. WALL COMPUTATIONS

Following field measurement of the as-built condition of the wall (determined by demolition of a section of the wall), calculations were performed to determine the amount of liquid which can be contained by the typical wall.

These calculations are based on the conditions found in the 10' section of wall which was demolished. Since it is a possible that conditions vary somewhat along the various containment walls in the facility, design assumptions made to analyze the wall and calculate the maximum height of liquid were conservative. Calculations reveal the typical wall can withstand a maximum height of contained liquid (specific gravity = 1.5) of 2'10" above the finished slab with a factor of safety of 1.5. Detailed calculations are contained on the following sheets:

KUN-YOUNG CHIU & ASSOCIATES, INC.
CONSULTING ENGINEERS

JOB CHEM-CON

PROJECT NO. 01892
SHEET NO. 1 OF 8
DATE 4/18/92
BY HBARBER CHKD.

PUTATIONS FOR TYP. RETAINING WALL

LOADING SITUATION

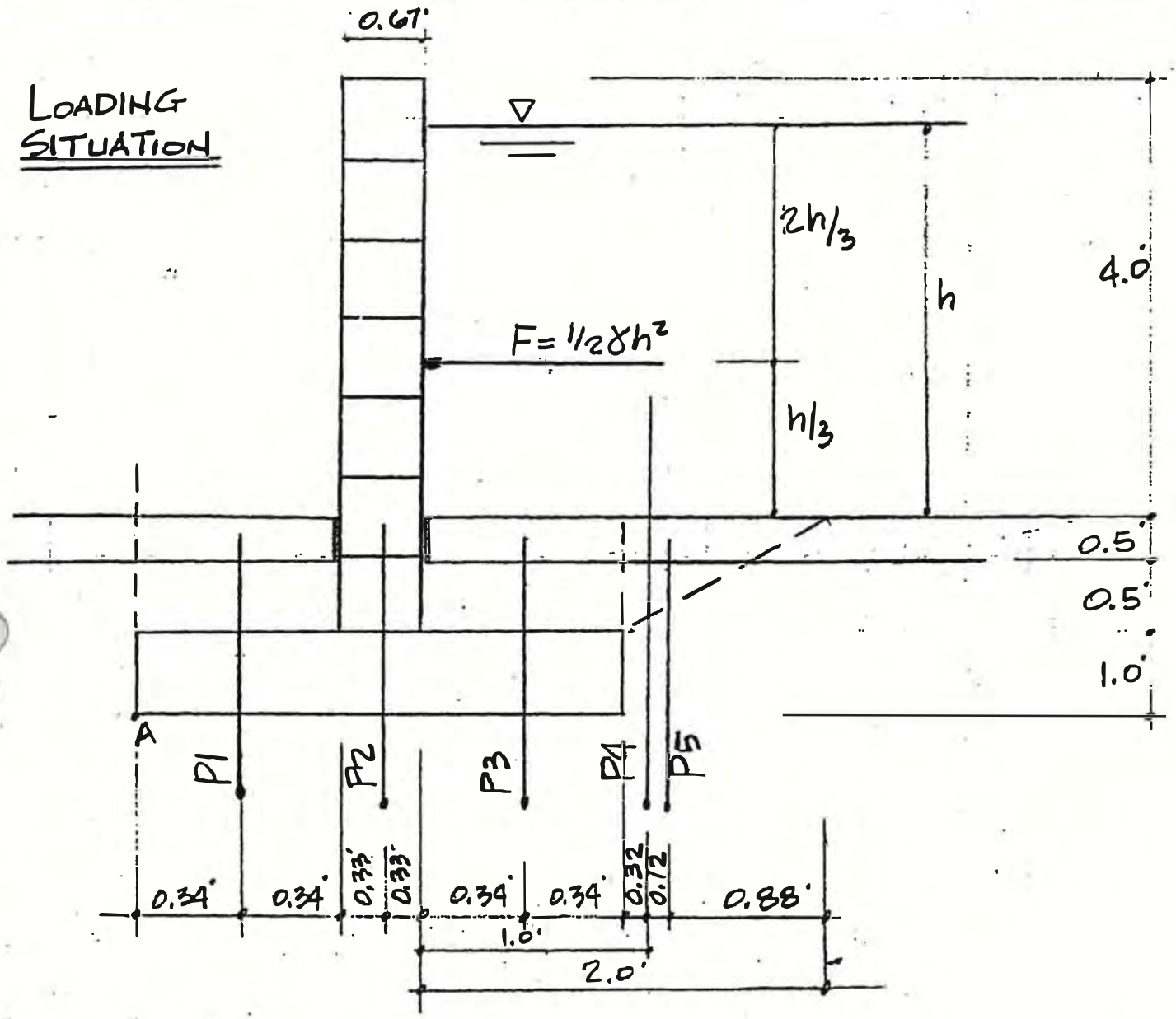

DESIGN ASSUMPTIONS

1) BLOCK DENSITY: 80 psf
2) LIQUID DENSITY: (1.5)(62.4 pcf) = 93.6 pcf
3) LIQUID SPECIFIC GRAVITY: 1.5
4) CONCRETE DENSITY: 150 pcf
5) SOIL DENSITY: 100 pcf
6) BLOCK WALL IS ℄ OF FTG.
7) FACTOR OF SAFETY FOR OVERTURNING: 1.5

FORCES

$F = 1/2\gamma h^2 = (0.5)\left(93.6\frac{\#}{ft^3}\right)h^2 = 46.8h^2$

$P1 = \left(\frac{150\#}{ft^3}\right)(1')(0.68')(0.5) + \left(\frac{100\#}{ft^3}\right)(1')(0.5')(0.68') = 85\#$

$P2 = \left(\frac{80\#}{ft^2}\right)(5')(1') + \left(\frac{150\#}{ft^3}\right)(2')(1')(1') = 700\#$

$P3 = P1 = 85\#$

$P4 = \left(\frac{93.6\#}{ft^3}\right)(2')(1')h = 187.2h$

$P5 = \left(\frac{100\#}{ft^3}\right)(0.66)(0.5)(0.5) + \left(\frac{150\#}{ft^3}\right)(1.32')(1')(0.5') = 115.5\#$

UTATIONS FOR WALL OVERTURNING

FIND: MAX. HEIGHT OF PRODUCT THAT WALL WILL CARRY W/O OVERTURNING.

$\circlearrowleft^{+} \Sigma M_{@A} = 0$

OVERTURN MOMENT RESISTING MOMENT

$+(46.8h^2)(2+h/3) - 85(0.34) - 700(1.0) + 85(1.68) - 187.2h(2.34) - 1155(2.96) =$

$93.6h^2 + 15.6h^3 - 438.05h - 1155.83 = 0$

$$h^3 + 6h^2 - 28.08h - 74.09 = 0$$

$h = 4.36'$ $h_{MAX.} = \frac{h}{F.S.} = \frac{4.36'}{1.5}$

$h_{max} = 2.91'$

MAX. HEIGHT OF LIQUID = 3 ft
DUE TO WALL OVERTURN

CONSULTING ENGINEERS

JOB

PROJECT NO.

SHEET NO. 4 OF 8

DATE 4/18/92

COMPUTATIONS FOR SLIDING OF FTG.

BY HBARBER CHKD.

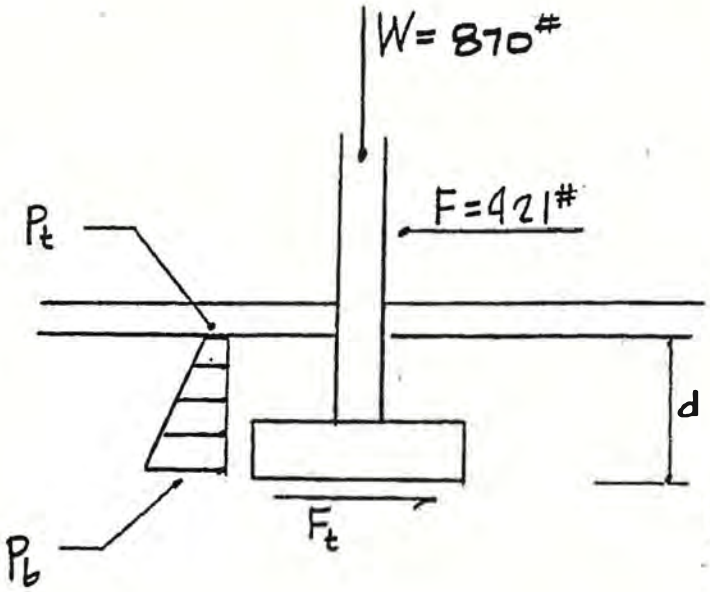

ASSUME:

$K_p = 2.0$

$f = 0.40$

$W = P1 + P2 + P3 = 870^{\#}$ (CONSERVATIVE)

$P_b = K_p \gamma_s d + P_t$

$P_t = (150)(0.5)(2.0) = 150^{\#}/ft^2$

$P_b = (150)(2.0)(100)(1.5) = 450^{\#}/ft^2$

LATERAL FORCE = 421#

LATERAL RESISTANCE = PASSIVE PRESSURE + FRICTION

$= 1/2 (P_t + P_b) d + Wf(2.0)$

$= 1/2 (150 + 450)(1.5) + 870(0.4)(2.0)$

$= 146^{\#}$

FACTOR OF SAFETY $= \frac{146}{421} = 2.7$ ok

SLIDING OF FTG. OK

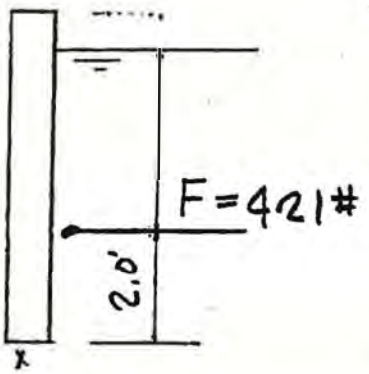

DESIGN ASSUMPTIONS

$f'_c = f'_m = 2230$ psi (LAB DATA)
$d = 3$" (FIELD - CONSERVATIVE)
$f_y = 40{,}000$ psi
$U_{LIVE} = 1.7$

ACTUAL MOMENT

$M_u' = (421\#)(2.0')(1.7)/1000 = 1.43$ k-ft

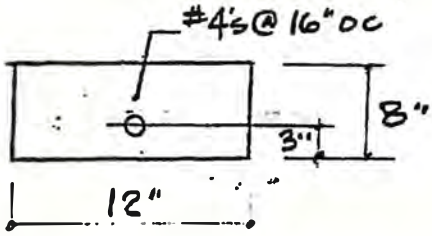

FIND ALLOWABLE MOMENT

$$\rho = \frac{0.15}{(12)(3)} = 0.0042$$

$A_s = (0.20\,in^2)(12/16)$
$A_s = 0.15\,in^2$

$$a = \frac{A_s f_y}{0.85 f'_c b} = \frac{0.15(40)}{(0.85)(2.23)(12)} = 0.2638"$$

$$M_u = \phi A_s f_y (d - a/2) = 0.9(0.15)(40{,}000)(3 - 0.2638/2)$$

$$M_u = (15{,}488\ \#\cdot in)\left(\frac{kip}{1000\#}\right)\left(\frac{ft}{12"}\right) = 1.29\ k\cdot ft$$

$\therefore M_u' > M_u$ ∴ RECALCULATE LIQUID HEIGHT (MUST BE LOWERED)

KUN-YOUNG CHIU & ASSOCIATES, INC.
CONSULTING ENGINEERS

JOB

PROJECT NO.
SHEET NO. 6 OF 8
DATE 4/19/92
BY H. BARBER CHKD.

COMPUTATIONS FOR ALLOWABLE LIQUID HEIGHT DUE TO MOMENT

TRY 2.5' LIQUID HEIGHT

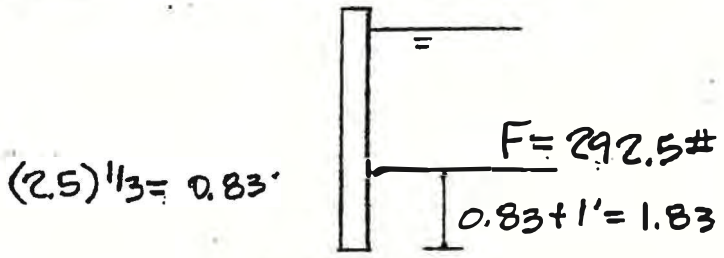

$F = 46.8\,h^2$
$= (46.8)(2.5)^2 = 292.5\#$

$Mu' = (292.5\#)(1.83')(1.7)/1000 = 0.91\,ft.\#$ ok BUT CAN CARRY MORE MOMENT

TRY 2.75' LIQUID HEIGHT

$(2.75)(1/3)+1' = 1.92'$ $F = 46.8h^2 = 46.8(2.75)^2 = 353.9\#$

$Mu' = (353.9)(1.92)(1.7)/1000 = 1.15\,k.ft$ ok

TRY 2.83' LIQUID HEIGHT

$(2.83)(1/3)+1 = 1.94'$ $F = 46.8(2.83)^2 = 374.8\#$

$Mu' = (374.8)(1.99)(1.7)/1000 = 1.24\,k.ft$ ok

$Mu' < Mu$

MAX. HEIGHT OF LIQUID DUE TO WALL MOMENT : 2'10"

WORST CASE SPLICE FROM FIELD DATA : 13"

f'_c (LAB) : 2230 psi

REF: ACI 318-89. 12.

12.2.2

$$l_d = 0.04 A_b f_y / \sqrt{f'_c}$$

$$= 0.04(0.2)(40{,}000)/\sqrt{2230} = 6.78"$$

13" > 6.78" ok BUT CHECK 12.2.3.3

12.2.3.3 (6.78")(1.4) = 9.5"

13" > 9.5" ok

SPLICE LENGTH ok

COMPUTATIONS FOR TOE PRESSURE ON FTG.
W/ h_{max} = 2.83'

GIVEN : $W_{TOTAL} = 1515.3\#$

$M_o = 46.8(2.83)^2(2+2.83/3) = 1103.6$ ft.#

$q_{a(LAB)} = 4000$ psf

$M_R = 2395.5$ ft.#

FIND :

TOE PRESSURE

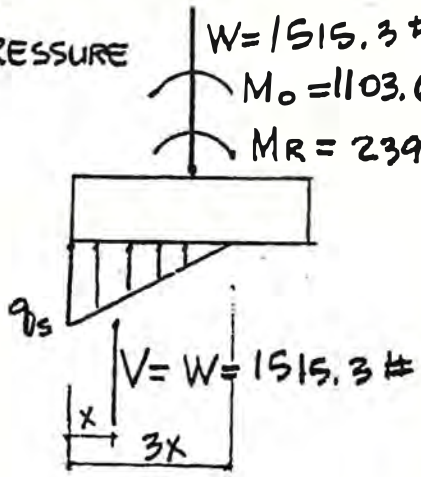

$$x = \frac{M_R - M_o}{W} = \frac{2395.5 - 1103.6}{1515.3}$$

$x = 0.85'$

$V = 1/2\, q_s (3x)(1')$

$$q_s = \frac{2V}{3x}$$

$$= \frac{2(1515.3)}{3(0.85)}$$

$q_s = 1188.5$ psf < 4000 psf ok

TOE PRESSURE ok

SUMMARY

THE BLOCK WALL CAN CARRY A LIQUID DEPTH OF 2'-10" (FROM TOP OF SLAB) FOR A LIQUID W/ A SPECIFIC GRAVITY OF 1.5.

V. SLAB-ON-GRADE CALCULATIONS

Detailed calculations have been developed to determine the ability of the various slabs-on-grade to support tractor-trailer axle loads. For the purposes of these calculations a standard AASHTO (American Association of State Highway and Transportation Officials) HS-20 truck loading was assumed. This is the largest standard truck loading used to design interstate highways and bridges. Design axle load is 32,000 lbs.

Calculations reveal that the Trailer Loading Area and the Equipment Decontamination Area have adequate slab thickness, strength and soil bearing capacity to support the standard 32,000-lbs. axle load. In the Solvent Recovery Area the slab can generally support a vehicle with a maximum axle load of 25,000 lbs. with a wheel spacing of 6'. In the southeast corner of the Solvent Recovery Area (See Exhibit A.), a maximum axle load which can be supported is 23,000 lbs. with a 6' wheel spacing. The above loads assume dual tires (4/axle). Allowable axle loads for single tire vehicles will be approximately 75% of the above loads.

The Slab-on-Grade Calculations are contained on the following sheets.

KUN-YOUNG CHIU & ASSOCIATES, INC.
CONSULTING ENGINEERS

JOB _____ PROJECT NO. _____
SHEET NO. 1 OF 4
DATE 5/20/92
COMPUTATIONS FOR SLAB BY H.BARBER CHKD. _____

TRAILER LOADING & EQUIP. DECON. AREAS

GIVEN: f'_c = 3,000 psi (LAB DATA)
ASSUME AASHTO LOADING
TIRE PRESSURE = 100psi
K = 100 pci (LAB)
LOAD = 16K/WHEEL, 2@8K, 32K/AXLE

SPACING = 72"
SPACING = 18"
FS = 1.8

FIND: SLAB THICKNESS REQ.

$$\text{CONTACT AREA} = \frac{16\text{K}}{0.1\text{ ksi}} = 160\text{ in}^2$$

FLEXURAL STRENGTH, $MR = 9\sqrt{f'_c}$

$$MR = 9\sqrt{3000} = 492.95\text{ psi}$$

WORKING STRESS, $WS = MR/FS = 492.95/1.8$

$$WS = 273.86\text{ psi}$$

REFER TO FIG. 4, TRY 6" SLAB
EQUIV. LOAD FACTOR = 0.77

$(0.77)(32\text{k}) = 24.64\text{ k}$ EQUIV. AXLE LOAD

$$\text{SLAB STRESS PER 1000 \# AXLE LOAD} = \frac{WS \quad (\text{psi})}{\text{EQUIV. AXLE LOAD (k)}}$$

$$\text{STRESS} = \frac{273.86}{24.64} = 11.11\text{ psi}$$

REFER TO FIG. 3 : REQ. SLAB THICKNESS = 7.5"

SLAB THICKNESS = 8"

JOB

PROJECT NO.
SHEET NO. 2 OF 4
DATE 5/20/92
BY H. BARBER CHKD.

UTATIONS FOR SLAB

SOLVENT RECOVERY AREA

GIVEN: f'_c = 3750psi (LAB AVE.)
ASSUME t = 6" (CONSERVATIVE)
K = 50pci, K = 100pci
AASHTO LOADING
LOAD = 16k/WHEEL, 2@8k, 32k/AXLE

S = 72"
S = 18"
FS = 1.8
TIRE P = 100psi

FIND: SLAB THICKNESS REQ.

CONTACT AREA = 16k/0.1ksi = 160 in²

$MR = 9\sqrt{3750} = 551.14$ psi

WS = 551.14/1.8 = 306.19 psi

REFER TO FIG. 4, USING 6" SLAB, EQUIV. LOAD FACTOR = 0.77

(0.77)(32k) = 24.64kk (EQUIV. AXLE LOAD)

SLAB STRESS PER 1000# AXLE LOAD = $\frac{306.19}{24.64}$ = 12.43 psi

REFER TO FIG. 3: *

$t_{REQ.}$ = 7.3" FOR K = 50 pci

$t_{REQ.}$ = 6.9" FOR K = 100 pci

* SLABS ARE NOT THICK ENOUGH ∴ FIND ALLOWABLE LOADS THAT SLABS WILL CARRY

FIND: ALLOWABLE SLAB LOADS FOR $k = 50$pci & $k = 100$pci FOR A 6" SLAB (CONSERVATIVE)

$k = 50$pci

REFER TO FIG. 3, STRESS = 17.0psi

$$17.0 = \frac{306.19}{E.A.L.}$$

$$EAL = 18.01\,k$$

$$(0.77)(\text{LOAD}) = 18.01$$

$$\boxed{\text{LOAD} = 23.39\,k}$$

$k = 100$pci

REFER TO FIG. 3, STRESS = 15.4psi

$$15.9 = \frac{306.19}{E.A.L.}$$

$$EAL = 19.88\,k$$

$$(0.77)(\text{LOAD}) = 19.88$$

$$\boxed{\text{LOAD} = 25.82\,k}$$

Colson Printing Co. 10578

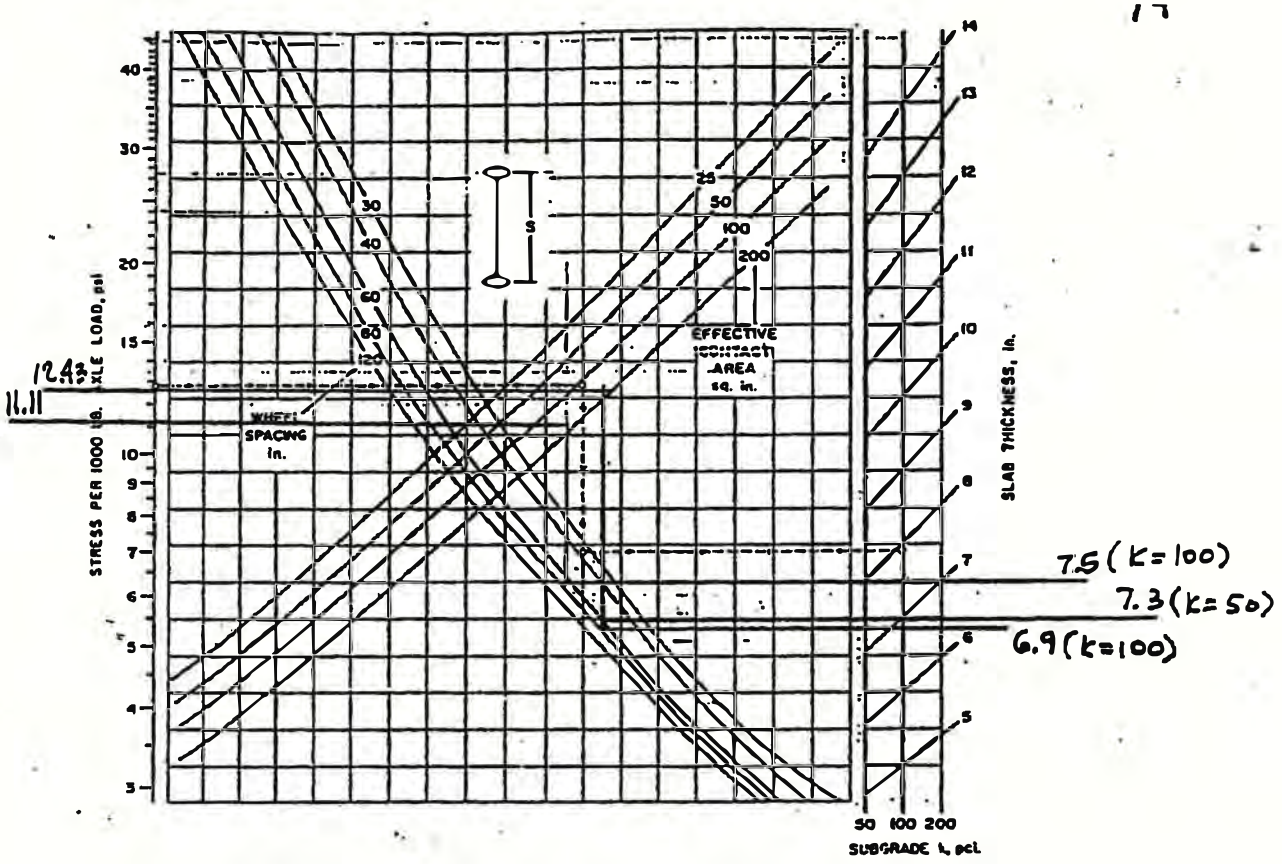

Fig. 3. Design chart for axles with single wheels.

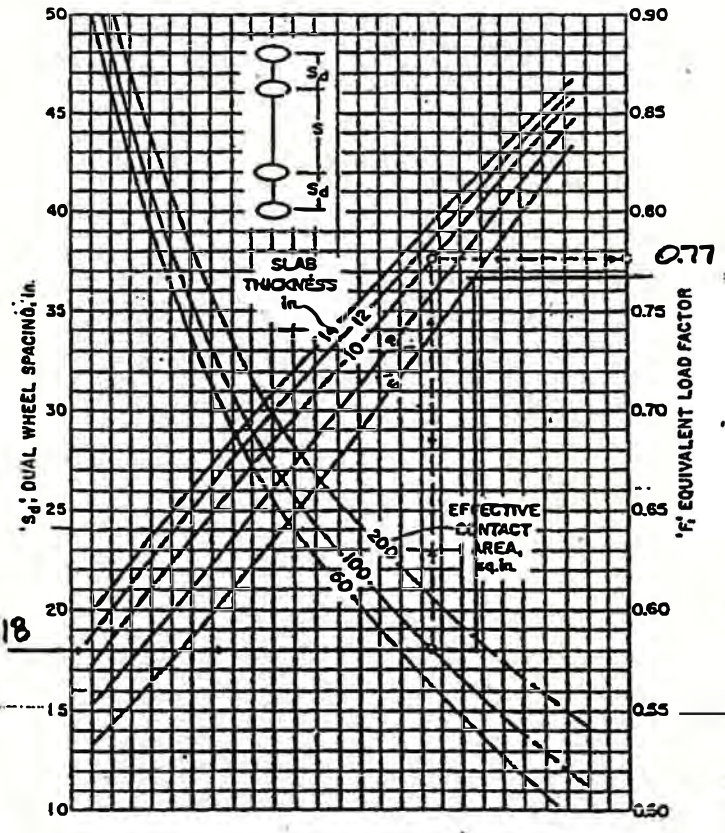

Fig. 4. Design chart for axles with dual wheels.

PORTLAND CEMENT ASSOC. 1976
ROBERT G. PACKARD

VI. CONCLUSIONS AND RECOMMENDATIONS

The following conclusions and recommendations have resulted from the evaluation contained herein above.

1. Joint Sealants - Approximately 20% of the joint sealants in the floor slab system have failed or been damaged and no longer provide adequate resistance to migration of liquid through the slab. It is recommended the joints be cleaned and re-sealed with an appropriate sealant. The sealant reportedly used in the original construction has been recommended by the manufacturer for use in the repair. (See letter dated May 15, 1992 in the Appendices.)

2. Floor Cracks - All Type 1 and Type 2 cracks should be sealed to prevent migration of liquids through the slab. The majority of the cracks are indicated on Exhibit A. However, additional cracks may be found during the cleaning and sealing process. In order to get adequate groove to apply the sealant, most of the cracks observed will require sawing or grinding.

3. Wall Cracks and Joints - Cracks and cold joints found in the containment walls should be cleaned and sealed with an appropriate sealant. Again, sawing or grinding may be required to obtain sufficient groove to apply an appropriate sealant.

4. Cooling Tower - The slab under the cooling tower is not continuous. Relocation of the cooling tower followed by construction of a closure slab or containment wall around the cooling tower is recommended.

5. The maximum height of contained liquid (specific gravity = 1.5) on the typical wall (based on the assumptions outlined herein) is 2'-10" above the finished slab.

6. The slab-on-grade in the Equipment Decontamination Area can support a standard AASHTO HS-20 truck, axle load = 32,000 lbs with dual tires and a 6' spacing.

7. The slab in the Trailer Loading Area can resist a standard AASHTO HS-20 truck, axle load = 32,000 lbs with dual tires and a 6' spacing.

8. The slab in the Solvent Recovery Area has reduced capacity as follows:

    a. Typical - 25,000 lbs. axle load, wheel spacing = 6' and dual tires.

    b. Southeast Quadrant of Floor Area - 23,000 lbs. axle load, wheel spacing = 6' and dual tires.

9. Allowable axle loads for single tire vehicles (2/axle) will be 75% of loads listed in Items 7 & 8 above.

APPENDIX A

SOILS AND MATERIALS EVALUATION

Geosciences Inc.
GEOTECHNICAL, ENVIRONMENTAL & CONSTRUCTION MATERIALS CONSULTANTS

RECEIVED
MAY 20 1992
KUN-YOUNG CHIU & ASSOCIATES, INC
CONSULTING ENGINEERS

May 19, 1992

Mr. Michael Downey
Chem Con of Georgia, Inc.
1612 James P. Rogers Circle
Valdosta, GA 31601

SUBJECT: Report of Materials Evaluation
Chem Con of Georgia, Inc.
Valdosta, Georgia Plant
Job No: AL-92-654A

Gentlemen:

As authorized, Geosciences, Inc. has completed testing and evaluation of various materials at the Chem Con plant in Valdosta, Georgia. The scope of work for the project was established by Mr. Brick Rosenbaum of Kun-Young Chiu and Associates, Inc., the project engineer. The following paragraphs describe the work conducted and present our test results.

Concrete Coring/Soil Sampling

Eight (8) locations within existing facilities were identified by the engineer for concrete coring and soil sampling. Our work consisted of drilling a 4 inch (nominal) diameter core at each test location and auger and penetrometer testing of the subgrade soils beneath the slab. Cores and soil samples were taken from the following locations on May 14, 1992.

1) Solvent Recycle Area - 4 locations
2) Trailer Loading Area - 2 locations
3) Equipment Decontamination Area - 2 locations

Each concrete core obtained at the site was measured for thickness. Two (2) layers of concrete were found at locations 1, 2, 3 and 8 in the solvent recycle area. Three (3) representative cores were selected for compressive strength testing in accordance with ASTM C 42. Table 1 presents the results of this work.

The penetrometer test consists of driving a conical steel point 1-3/4 inch increments into the soil using a 15 pound ring weight falling 20 inches. The penetrometer is initially seated 1-3/4 inches so that the cone point is located in undisturbed soil. The penetrometer is then driven a second 1-3/4 inch increment to

3202 Gillionville Road / Albany, GA 31707 / (912) 432-5805 / Fax 432-7018

provide data for evaluation. The data obtained can be empirically correlated with standard penetration resistance testing from soil test borings and gives a general indication of the soil consistency. At each boring location, penetrometer tests were conducted every foot by using a hand auger to manually advance the boring. Soil samples for visual classification were obtained at each test depth. Penetrometer test results are attached for your reference. Test locations are indicated on the penetrometer data sheets.

After drilling, all auger borings were backfilled with pre-mixed concrete up to the bottom of the concrete slab. The two (2) locations in the trailer loading area were backfilled with concrete to the top of the concrete slab. We understand that permanent slab repairs will be made by others at a later date.

The auger borings were drilled to depths ranging from 3 to 10 feet below the bottom of the concrete slabs. The top 1 to 2 feet of subgrade soils encountered at the site varied from clayey sands to sandy clays. These soils were multi-colored with typical cone penetration resistances from 16 to 30+ blows per increment (bpi). Test locations #3 and #8 in the solvent recycle area encountered 2 to 5 bpi material in the top 12 inches. The soils beneath the initial layer were typically clayey fine to medium sands with cone resistances from 8 to 30+ bpi, typically greater than 20 bpi. Groundwater was not encountered by the borings at the time of drilling.

Geosciences evaluated the soils data obtained at the site in order to estimate a vertical coefficient of subgrade reaction for pavement thickness design. Our evaluation consisted of estimating the standard penetration resistance equivalent to the cone penetration resistance using an empirical relationship developed for Coastal Plain soils. This data was then used to estimate the coefficient of subgrade reaction for the soils encountered at the site, based on past experience and established methods. For the typical soils encountered, we recommend a coefficient of subgrade reaction of 100 pci. The allowable soil bearing capacity of the typical soils encountered should be on the order of 3,000 to 4,000 psf. At test locations #3 and #8 where loose soils were encountered just below the existing slabs, a more appropriate subgrade coefficient value would be 50 pci.

Concrete Block Evaluation

Three (3) concrete block prisms taken from an existing retaining wall were provided to us for compressive strength testing. Two (2) of the block prism specimens contained a bond beam at the top (#1 and #2). Vertical reinforcing steel was present in one cell of each sample. Compressive strength testing of the prisms was performed in general accordance with ASTM E 447. Table II presents the results of test specimen measurements and compression testing.

Sample 2 experienced premature failure within the masonry unit. This could be partially due to the uneven cap on the unit. Based on our test observations, we do not consider the test on prism sample number 2 to be representative.

CLOSURE

Geosciences appreciates this opportunity to work with you. If you have any questions concerning this report or we may be of further service, please let us know.

Very truly yours,
GEOSCIENCES, INC.

Jerry E. Humphries
Construction Services Manager

Michael E. McNeal, P.E.
Senior Engineer

JEH/MEM/mdb

cc: Mr. Brick Rosenbaum

Table 1 (Revised)
Concrete Core Report
Chem Con of Georgia, Inc.
Job No.: AL-92-654A

Core #	Average Length(inches)	Average Diameter (inches)	Distance to Wire Mesh (inches)*	Compressive Strength (psi)
1A	4.8	3.7	---	---
1B	6.2	3.7	---	---
2A	3.9	3.7	NA	---
2B	8.8	3.7	6.6	4170
3A	4.1	3.7	NA	---
3B	5.8	3.7	4.0	---
4	8.5	3.7	7.3	3000
5	8.0	3.7	6.6	---
6	8.2	3.7	6.2	4250**
7	8.4	3.7	6.4	4380**
8A	3.2	3.7	NA	---
8B	7.8	3.7	6.4	3780

* Measured from top of core

**Additional Cores Tested 5/22/92

Notes: 1) Core locations coincide with boring locations given on Cone Penetrometer Data sheets

2) Cores with A and B designations indicate areas with two layers of concrete
A = Bottom Layer
B = Top Layer

Table II
Strength Report
Concrete Masonry Units
Grouted Stacked Block Prisms
Job No. AL-92-654A

Client: Chem Con of Georgia, Inc.

Sample ID	Gross Area (sq. in.)	Failure Load (lbs.)	Gross Area Compressive Strength (psi)	Age (Days)
1	119.1	308400	2590	unknown
2	119.7	87980	735*	unknown
3	120.4	268600	2230	unknown

*CAP was out of level 3/8" from one side to other

Remarks: 1) Sample #1 contained 2 vertical rebar in one cell. Also had bond beam along top of units
2) Sample #2 contained 1 vertical rebar in one cell. Also had bond beam along top of units.
3) Sample #3 contained 1 vertical rebar in one cell. This unit did not have a bond beam.

Cone Penetrometer Data
Chem Con of Georgia, Inc.
Job No.: AL-92-654A

Boring Location: #1 24' S of 1st Col Line & 22' E/W wall

Area: Solvent Recycle

Depth (ft.)	Soil Description	Penetration Resistance (Blows per increment)
0	Orange, Red, Yellow Very Clayey Fine Sand	12 - 27
1	Red, Yellow Very Sandy Clay	13 - 30+
2	Red, Yellow Very Sandy Clay	11 - 29
3	Orange & Red Clayey Fine to Medium Sand	19 - 30+
4	Orange & Red Clayey fine to Medium Sand	10 - 28
5	Orange & Red Clayey fine to Medium Sand	28 - 30+
6	Orange & Red Clayey fine to Medium Sand	19 - 30+
7	Orange & Red Clayey fine to Medium Sand	27 - 30+
8	Orange & Red Clayey fine to Medium Sand	30+
9	Orange & Red Clayey fine to Medium Sand	30+
10	Orange & Red Clayey fine to Medium Sand	30+

Cone Penetrometer Data
Chem Con of Georgia, Inc.
Job No.: AL-92-654A

Boring Location: #2 18' N/S wall & 25' E/W wall

Area: Solvent Recycle

Depth (ft.)	Soil Description	Penetration Resistance (blows per increment)
0	Red Sandy Clay	14 - 18
1	Red Sandy Clay	7 - 16
2	Red Sandy Clay	8 - 18
3	Orange & Red Clayey Fine to Medium Sand	18 - 28
4	Orange & Red Clayey Fine to Medium Sand	8 - 21
5	Orange & Red Clayey Fine to Medium Sand	21 - 30+
6	Red & Yellow Slightly Clayey Fine to Medium Sand	30+
7	Red & Yellow Slightly Clayey Fine to Medium Sand	30+

Cone Penetrometer Data
Chem Con of Georgia, Inc.
Job No.: AL-92-654A

Boring Location: #3 13' N/S wall & 17' W/E wall

Area: Solvent Recycle

Depth (ft.)	Soil Description	Penetration Resistance (blows per increment)
0	Gray & Tan Very Clayey Silty Fine Sand	3 - 4
1	Gray & Tan Very Clayey Silty Fine Sand	1 - 2
2	Orange & Red Clayey Fine to Medium Sand	18 - 30+
3	Orange & Red Clayey Fine to Medium Sand	30+
4	Orange & Red Clayey Fine to Medium Sand	30+
5	Orange & Red Clayey Fine to Medium Sand	21 - 30+
6	Orange & Red Clayey Fine to Medium Sand	30+

Cone Penetrometer Data
Chem Con of Georgia, Inc.
Job No.: AL-92-654A

Boring Location: #4 26' N/S wall & 30' E/W wall

Area: Trailer Loading

Depth (ft.)	Soil Description	Penetration Resistance (blows per increment)
0	Gray & Tan Clayey Fine Sand	10 - 26
1	Orange & Red Clayey Fine to Medium Sand	5 - 17
2	Orange & Red Clayey Fine to Medium Sand	14 - 25
3	Orange & Red Clayey Fine to Medium Sand	21 - 30+
4	Orange & Red Clayey Fine to Medium Sand	18 - 30+
5	Orange & Red Slightly Clayey Fine to Medium Sand	30
6	Orange & Red Slightly Clayey Fine to Medium Sand	18 - 30+

Cone Penetrometer Data
Chem Con of Georgia, Inc.
Job No.: AL-92-654A

Boring Location: #5 19' S/N wall & 18' W/E side

Area: Trailer Loading

Depth (ft.)	Soil Description	Penetration Resistance (blows per increment)
0	Tan Silty Fine Sand	7 - 17
1	Red Sandy Clay	5 - 18
2	Orange & Red Clayey Fine to Medium Sand	14 - 25
3	Orange & Red Clayey Fine to Medium Sand	22 - 30+
4	Orange & Red Clayey Fine to Medium Sand	21 - 30+
5	Orange & Red Clayey Fine to Medium Sand	15 - 30+

Cone Penetrometer Data
Chem Con of Georgia, Inc.
Job No.: AL-92-654A

Boring Location: #6 13' N/S wall & 17' W/E wall

Area: Equipment Decontamination

Depth (ft.)	Soil Description	Penetration Resistance (blows per increment)
0	Orange, Red, Yellow Clayey Fine to Medium Sand	20 - 30+
1	Orange, Red, Yellow Clayey Fine to Medium Sand	30+
2	Orange & Red Clayey Fine Sand	19 - 30+
3	Orange & Red Clayey Fine Sand	30+
4	Orange & Red Clayey Fine Sand	18 - 30+

Cone Penetrometer Data
Chem Con of Georgia, Inc.
Job No.: AL-92-654A

Boring Location: #7 12' N/S wall & 15' E/W wall

Area: Equipment Decontamination

Depth (ft.)	Soil Description	Penetration Resistance (blows per increment)
0	Orange, Red, Yellow Clayey Fine to Medium Sand	17 - 30+
1	Orange, Red, Yellow Clayey Fine to Medium Sand	23 - 30+
2	Orange, Red, Yellow Clayey Fine to Medium Sand	30+
3	Orange, Red, Yellow Clayey Fine to Medium Sand	18 - 30+
4	Orange, Red, Yellow Clayey Fine to Medium Sand	30+

Cone Penetrometer Data
Chem Con of Georgia, Inc.
Job No.: AL-92-654A

Boring Location: #8 13' N/S wall & 27' W/E wall

Area: Solvent Recycle

Depth (ft.)	Soil Description	Penetration Resistance (blows per increment)
0	Gray Very Clayey Fine Sand	2 - 2
1	Gray Very Clayey Fine Sand	3 - 5
2	Orange & Red Clayey Fine to Medium Sand	18 - 30+
3	Orange & Red Clayey Fine to Medium Sand	18 - 30+

APPENDIX B

CORRESPONDENCE

KUN-YOUNG CHIU & ASSOCIATES, INC.
CONSULTING ENGINEERS
109 East Adair Street • Valdosta, Georgia 31601 • Tel. (912) 244-4002 • Fax. (912) 244-1374

Kun-young Chiu, P.E., EASCE W. Brick Rosenbaum, P.E.

May 14, 1992

Mr. John Pinion
Cross/Tessitore & Associates, P.A.
4763 S. Conway Road, Suite F
Orlando, FL 32812

FAXED 05/14/92

Re: Process Piping Diagram (#01892)
ChemCon of Georgia, Inc.
Valdosta, GA

Subject: Repair of Slab Cores

Dear John:

We have investigated the available products for patching the seven core holes in the slabs at the referenced project. Two materials are recommended as follows:

1. Grouting of soil borings holes - The soil borings which are being made through the slab cores need to be grouted solid to maintain the integrity of the soils supporting the slabs. However, this material does not require special treatment, and therefore, we have directed the geotechnical engineer to have his boring crews fill the bore holes with a cementitious material such as Sakrete or lean concrete. These bore holes will be filled to the bottom of the existing slab.

2. Slab core holes - We recommend the slab core holes be patched with CRYSTEX, a cementitious compound manufactured by L&M Construction Chemicals, Inc. We have discussed this product with L&M's representative and understand this material would be the most appropriate for use in this application. It has a high compressive strength, excellent bonding strength when installed as noted, and is non-shrinkable. This material can be purchased from W. J. Bremer in Savannah, Georgia (Telephone No.: 912/232-6154). We understand they will ship the product to Valdosta, if requested. Please see attached literature concerning this product.

The manufacturer's representative suggested the CRYSTEX be installed following the recommended procedures, revised as follows: Prior to mixing water with the grout material, they recommend an acrylic bonding adhesive (Everbond, also manufactured by L&M) be mixed with the water at a 50% ratio. This 50% mix of water and adhesive should then be mixed with the grout as per manufacturer's recommendations. This will increase the bonding strength of the patch to the concrete without reducing the strength. In addition, they suggested the material be placed at a consistency that is pourable but not fluid. It should be installed in the bore hole in a single pour, struck off smooth and kept wet continuously for a minimum of two days. This product is rapid setting and curing and should be expected to create a high heat of hydration during the initial set.

Since the geotechnical crew will be gone from the site, we suggest this patch be applied by the Owner's Contractor. By copy of this letter, we ask Mr. John Durden to review and approve this recommendation and proceed with implementation.

If you have any questions, please do not hesitate to call.

Very truly yours,

W. Brick Rosenbaum, P.E.

W. Brick Rosenbaum, P.E.
Vice President

WBR:mwp
Encs.
cc: Mr. John Durden, ChemCon of GA, Inc.

SPEC DATA

This Spec-Data Sheet conforms to editorial style prescribed by The Construction Specifications Institute. The manufacturer is responsible for technical accuracy.

Non-ferrous, Non-shrink
August 1983

1. PRODUCT NAME

Non-shrink Grout

CRYSTEX

2. MANUFACTURER

L & M Construction Chemicals, Inc.
14851 Calhoun Road
Omaha, Nebraska 68152
Phone: (402) 453-6600

3. PRODUCT DESCRIPTION

Basic Use:
CRYSTEX is a ready-mixed high strength, controlled expansive grout with superior dynamic load stability and flowable consistency 30 minutes after mixing. CRYSTEX contains a balanced blend of washed and graded silica sand to promote knitting, high-blane portland cement, fluidity improvers and an expansive additive to control shrinkage. The shrinkage compensating additive in CRYSTEX guarantees controlled positive expansion in all directions, developing the densest non-ferrous grout on the market today. The positive expansion of CRYSTEX remains constant throughout the life of the grout. CRYSTEX is free of iron aggregate, gypsum, carbon, chlorides or corrosive-type materials.
CRYSTEX time proven uses assure trouble-free performance for precise alignment of machinery bases, the rails of trains, subway and gantry cranes, pump and equipment bases, power plants, steel and paper mills, sewage treatment plants, key ways, bed plates where heavy repetitive loading occurs, anchor bolts and dowels, structural steel columns, bearing plates, load bearing masonry walls or highway signs.

CRYSTEX is non-corrosive, non-ferrous and non-staining and is ideal for use in high humid conditions le: paper mills, food processing plants, breweries, beverage plants and meat packing plants.

Limitations:
CRYSTEX is cement based. Follow ACI recommended practices:

- ACI 304 - For measuring, mixing, transporting and placing concrete.
- ACI 305 - For hot weather concreting.
- ACI 306 - For cold weather concreting.
- ACI 308 - For curing concrete.

DO NOT ADD CEMENT, PLASTICIZER OR ACCELERATOR TO CRYSTEX.

Avoid mixing more CRYSTEX than can be placed in 45 minutes. Avoid CRYSTEX placement when temperatures are, or will be, below 45°F within 24 hours. Rapid and continuous mixing and placing are necessary on large pours. Avoid excessive vibration of foundation or base plate at times of placement due to nearby equipment. Surfaces must be clean of oil, grease, dirt and laitance down to sound concrete. Use 3/8" pea gravel when grout lifts exceed 3 inches. Soak surfaces for 24 hours prior to grout placement. Cover grouted surfaces with wet rags or polyethylene immediately after grout placement and keep wet to prevent water evaporation.

Sizes:
CRYSTEX 54 lb. (24.5 kg)
½ cu. ft. bags.

Applicable Standards:

CRD-C	ASTM-C
10	109
221	190
222	191
223	192
226	230
227	232
260	266
611	827
614	ANSI 45.2
621	

4. TECHNICAL DATA
See page 3.

The ten-point Spec-Data® format has been reproduced from publications copyrighted by CSI, 1964, 1965, 1966, 1967, and used by permission of The Construction Specifications Institute, Inc., Washington, D.C. 20036.

5. INSTALLATION

Surface Preparations:
Clean surfaces of oil, grease, dirt, laitance down to sound concrete. Remove rust from underside of plates. Thoroughly clean bolt holes and foundation area to be grouted. Roughen with small chipping hammer for good bonding surface. Saturate with water the clean surfaces for 24 hours. Remove all standing water prior to grouting. Grout bolt holes first. Provide air relief holes in base plate as required.

Forms:
To facilitate continuous and complete filling of the void, forms must be strong and tight enough to prevent leaking. Wood forms must be oiled or sealed. On placement side, slant form at 45° angle. Sloped form should be a minimum of ¼" (.63 mm) from base plate. Maintain full contact of forms with CRYSTEX until grout hardens. Premature form removal can cause grout sag and loss of bearing between grout and machinery support.

Mixing:
Set up sufficient and proper mixing equipment adjacent to the grouting area. Mix CRYSTEX in a paddle-type mortar mixer or shear-type mixer. It is wise to have a reserve mixer in the event of mechanical breakdown. First add required water and slowly add CRYSTEX, mixing until smooth consistency, 2 to 3 minutes. Place immediately. A 25-30 second flow will be obtained with approximately 20% by weight of water, depending upon temperature. This amounts to approximately 5.2 quarts (5.0 liters) per ½ cu. ft., 54 lb., 4 ply bag. For stiffer mixes, reduce water requirement. Grouting with the stiffest CRYSTEX mix possible is recommended. Never grout with CRYSTEX when flow is less than 20 seconds. When grouting large void, over 3" in depth, extend CRYSTEX mixture by adding up to 50% by weight 3/8" washed pea gravel.

Temperature:
Avoid storing CRYSTEX in extreme temperatures. To facilitate placement, allow for warm storage during cold weather and cool storage during hot weather. In hot weather, cool iced water will extend work life and ease placement. Also cool down hot base plates. In cold weather, maintain foundation, bed plate and CRYSTEX above 45°F (4°C) for at least 24 hours after placement. CRYSTEX may be placed between 45-90°F without precaution. It is recommended that mixing and placing CRYSTEX in severe hot or cold temperatures be avoided.

Placing:
Place CRYSTEX continuously and rapidly from one side to reduce tendency to entrap air. Place in stiffest consistency possible.
Fluid: Pour or pump CRYSTEX on slanted form surface only, to avoid entrapped air pockets. Grout must fill entire void and be placed to a level above the bottom of the plate to assure complete face to face contact between the grout and the plate. Allow for the necessary weep holes to release entrapped air between grout mass and base plate chambers. Never place CRYSTEX when flow is less than 20 seconds. Reduce water to keep flow above 20 seconds.
Plastic: Use rods, chains or tamping to compact grout

forms or cut back grout only after initial set. Premature form removal can cause grout to sag and to lose bearing between grout and base plate.

Curing:
It is very important to properly cure exposed grout shoulders. Cover all exposed grout with wet rags and/or polyethylene sheets immediately after placing. Keep area moist for a minimum of 48 hours or as long as possible. If desired, cut back grout shoulders after final set and continue wet cure. Apply L & M DRESS & SEAL for intermediate and long-term curing.

6. AVAILABILITY & COST

Availability:
L & M distributorship network assures CRYSTEX is readily available nationally. CRYSTEX is packaged in 4 ply, polyethylene reinforced, properly sealed bags that are identified with the product name, QC batch no. and instructions for correct use.

Cost:
Average material cost varies from location. Prices available from your local distributors.

7. GUARANTEE

L & M guarantees CRYSTEX, in the original sealed bags, is free of contaminants and, when used as instructed, is non-shrink and will meet the requirements of the Corps of Engineers specification CRD-C-621. CRYSTEX will provide durable and unquestionable life-time performance.

The information offered herein is believed to be true and accurate and provided in

TEST DATA & PHYSICAL CHARACTERISTICS OF CRYSTEX

VOLUME CHANGE
CRD-C 621
MICROMETER BRIDGE



4.0 qts./bag	100% Flow	+0.06
5.2 qts./bag	25 sec. Flow	+0.03

COMPRESSIVE STRENGTH
ASTM-C 109 CRD-C 227



p.s.i. (kg. per sq. cm.)

	1 Day	3 Days	7 Days	28 Days
Dry Pack	6,860 (482)	8,980 (631)	10,700 (752)	11,200 (787)
Plastic	4,900 (345)	7,200 (506)	8,760 (616)	10,500 (742)
Flowable	4,400 (309)	6,160 (433)	7,860 (553)	9,050 (622)
Fluid	2,800 (197	4,900 (309)	6,880 (484)	8,100 (570)

FLOW TABLE
ASTM-C 230



qts./bag	dry pack	
qts./bag	plastic	90-120
4.5 qts./bag	flowable	120-145

FLOW CONE
CRD-C 611



5.0 qts./bag fluid	25-30 sec.
5.2 qts./bag fluid	20-25 sec.
5.2 qts./bag	60 sec. in 30 min.

SET TIME
VICAT NEEDLE
ASTM-C 266



70°F	- 1 hr. 40 min. initial
	- 2 hr. 35 min. final

its agents and distributors assume no responsibility for risks or liability that may arise from the use or performance of these products since conditions, applications and installers capabilities are beyond our control.

8. MAINTENANCE

Immediately after CRYSTEX placement, cover with wet burlap or polyethylene. Keep surfaces wet for 24 hours or as long as possible. After final set, apply DRESS & SEAL. No further maintenance is required.

9. TECHNICAL SERVICES

A. L & M maintains technical sales personnel throughout the country who are available as required.

B. L & M distributors have local salesmen trained by L & M technical staff.

C. L & M continually conducts technical sales schools throughout the country to retain a technical edge.

10. FILING STSTEMS

Architectural literature, Sweets catalog 3.1/LM, Spec-Data® II. Literature and test data are available through sales personnel, distributors or from L & M office upon request.

KUN-YOUNG CHIU & ASSOCIATES, INC.
CONSULTING ENGINEERS

109 East Adair Street • Valdosta, Georgia 31601 • Tel. (912) 244-4002 • Fax. (912) 244-1374

Kun-young Chiu, P.E., F.ASCE

W. Brick Rosenbaum, P.E.

May 15, 1992

Mr. John Pinion
Cross/Tessitore & Associates, P.A.
4763 S. Conway Road, Suite F
Orlando, FL 32812

FAXED 05-15-92
407/855-0369

Re: Process Piping Diagram (#01892)
ChemCon of GA, Inc.
Valdosta, GA

Subject: Joint Cement for Floor Joints & Cracks

Dear John:

This purpose of this letter is to inform you about a discussion I had this date with Mr. Bob Miller of ChemRex, Inc., the parent company of Sonneborn Building Products. Mr. Miller is a technical service representative for the company located in Minneapolis, Minnesota (Phone No.: 1-800-243-6739). During our discussion I reviewed a Sonneborn selection chart found in 1991 Sweet's catalog with Mr. Miller and gathered the following information:

1. Sonomeric CT 1 sealant (which is the joint sealant currently installed per your letter dated May 7, 1992) is now called Sonomeric 1.

2. There are no ASTM or other test methods available to establish the chemical resistivity of sealants. Mr. Miller stated the vast number of different chemicals and their potential for reaction at a wide range of temperatures and conditions makes specific testing unfeasible.

3. Mr. Miller stated it is common practice in the chemical industry to use urethane or urethane modified with asphalt to seal joints in the floor. This is the same jet fuel resistant sealant used for aircraft aprons.

4. Sonomeric 1 and Sonomeric 2 are modified urethane products. Sonomeric 1 is a single component sealant

which is available in small quantities. Sonomeric 2 is a multi(2)-component sealant which is recommended for larger projects. After describing our project, Mr. Miller recommended the use of Sonomeric 2.

5. Where the sealant has failed or pulled away from the concrete slab or wall, Mr. Miller recommended removing the existing sealant, cleaning the joint and re-installing Sonomeric 2 sealant. In the areas where the bond of the sealant is still continuous, Mr. Miller indicated it should remain sound indefinitely. Therefore, he did not recommend removing all the sealant and replacing it with new; rather, only remove and replace sealants where they have failed to maintain bond to either side of the joint.

I hope this information is helpful to you. If you have any questions, please do not hesitate to call.

Very truly yours,

W. Brick Rosenbaum, P.E.
Vice President

WBR:mwp
cc: Mr. John Durden, ChemCon of GA, Inc.
FAX: 912/333-0328

In the horizontal mode the differential equation of harmonic motion in a linear uniform continuum is

$$EI\, d^4u(z)/dz^4 + u(z)\,[Gk_{ru} - \bar{\rho}\omega^2 + i(c\omega + Gk_{iu})] = 0 \qquad (6\text{-}6)$$

where the various parameters are as defined previously, except for the soil stiffness terms, which are

$$k_{ru} = \mathrm{Re}\,(K_u) \qquad (6\text{-}7)$$

$$k_{iu} = \mathrm{Im}\,(K_u) \qquad (6\text{-}7)$$

in which

$$K_u = 2\pi G a_o \frac{q^{-0.5}\, H_2^{(2)}(a_o)\, H_1^{(2)}(X_o) + H_1^{(2)}(X_o)\, H_1^{(2)}(a_o)}{H_o^{(2)}(a_o)\, H_2^{(2)}(X_o) + H_o^{(2)}(X_o)\, H_2^{(2)}(a_o)} \qquad (6\text{-}9)$$

In Eq. (6-9)

$q = (1-2\nu)/2(1-\nu)$

ν = Poisson's ratio of the soil

$X_o = a_o/(2)^{0.5}$

$H_n^{(2)}(a_o)$, $H_n^{(2)}(X_o)$ = Hankel functions of the second kind of order n (0 or 1).

These complex stiffness functions are also evaluated in Ref. 54. Horizontal body wave propagation (only) is modeled, and both translation and rotation of each pile element is allowed (Fig. 6.4).

The scheme of solution is similar to that for axial motion. Soil damping in PILAY can be contrasted to damping in DRIVE and SPASM. In

menne associates
STRUCTURAL ENGINEERS

report

24 January 2014

PERMA-FIX ENVIRONMENTAL SERVICES, Inc.
2800 Solway Road
Knoxville, Tennessee 37931

Attn: Danny Rokisky

Re: 13148PER – Structural Review of the fire damage to Building #3 and #4 and #8
site visit (20/21NOV13)

Location: **Perma-Fix of South Georgia**
1612 James P. Rodgers Circle (Valdosta, Georgia)

Dear Danny:

We have reviewed the above referenced facility's fire damage to the metal building superstructure for the following (4) buildings:

- #3 bulk storage tank farm (high-bay)
- #4 waste bulking/unloading area and drum storage process area (low bay)
- #8 equipment staging area (contains equipment storage and decon)
- #10 office and warehouse

The fire occurred on August 14, 2013 from approximately 2PM till 7PM. The wind changed direction several times during the fire. Water and foam was used to put out the fire. The fire was chemical in nature. The heart of the fire was at col-line 5-6/C.9 and burned to the south of that line.

#3 suffered heat damage due to entrapment of heat w/in the high-bay area
#4 suffered heat damage due to entrapment of heat w/in the low-bay area
#8 suffered smoke damage to metal building frame, purlins, and skin
#10 suffered smoke damage to finishes, equipment, and insulation

This report deals w/ the structure of buildings #3, and #4 and #8 only. Building #10 was 200' from the heart of the fire and suffered only secondary smoke damage.

404.373.4450 V • 404.373.4451 F • www.menneassociates.com • info@menneassociates.com • P.O. Box 2600, Decatur, Georgia 30031

menne & associates
STRUCTURAL ENGINEERS

report

24 January 2014
PERMA-FIX ENVIRONMENTAL SERVICES, Inc.
Attn: Danny Rokisky
Page: **TWO**

A metallurgical testing firm was retained (MME) to do structural steel non-destructive (visual and hardness) and destructive (coupon tensile) testing. This firm was on-site (21/22NOV13).

Danny Rokisky (Manager of Engineering for Perma-Fix) was on-site the entire time our firm and the consultants were in Valdosta (he coordinated the investigation). The local fire chief and a staff member met with our team during the investigation as did a fire suppression systems firm and a metal building fabricator.

The buildings of interest are oriented on the site from the south at col-line 6 to the north at col-line 15.

building #3
This building is located directly to the north of #2 on the west side of the site. It is located to the west of #4 and to the south of #8. It is 125' L x 80' W (10,000 SF). It is the high bay portion of the common foundation and superstructure of #4. This building extends from col-line 6 on the south to col-line 11 on the north. It extends from col-line A at the west to col-line C.9 at the east. This building does have a partial set of construction plans S-1 and S-3 (Transtech 1988) (foundation plan and details and general notes). I consider the building to be 1988 vintage. No slab depth is noted on the plan, it is assumed to be 8" in thickness and reinforced with welded wire fabric. There are a series of low 8" CMU stem walls and raised slab areas at the south end forming containment areas where tanks were located. It is not known as to whether there is any membrane beneath the slab.

The superstructure for this building remains and is a (5) bay shed roof sloping from 49' H at col-line C.9 to 45' H at col-line A. There are (5) 25' wide bays. The superstructure is comprised of rigid metal frames with 8" zee purlins (16GA) @ 5' OC between the frames. There is 24 GA metal roof decking (galvalume coated) attached to the purlins. Several fiberglass skylights are in each bay. There are (2) bracing bays col-line 7 to 8 and col-line 9-10 between the bents. Low structural steel moment frames are used with high vertical X bracing from the top of the moment frames to the roof eave. Horizontal X bracing is located in the roof in the same (2) bays. A steel vertical skin extends down to about 12' above the top of the perimeter walls. The perimeter

menne associates
STRUCTURAL ENGINEERS

report

vertical skin is higher above the finished floor on the south side due to the roof connection with #2.

We noted vertical twisting deflection of the column at A/6. Twisting of the members in the rigid bent connections (misalignment of the faying surfaces) was noted in most bays of the high bay area. Crippling of the purlins was also noted in many locations of the high bay area. The decking was bulged upwards near almost every skylight in the high bay area. The above damage was due to trapped heat in the high bay roof area. Smoke residue was on the outside of the panels where the heat escaped down the outside of the vertical skirt panels. The horizontal and vertical X bracing rods were heavily distorted (especially in the col-line 7-8 bay). Some purlin damage was noted w/ exfoliation of layers of the 16GA material and also past water damage was noted on the purlins to the downslope side of the skylights (where water ponded in the bottom flange of the zees).

Columns are partially missing at B/6 and C/6 due to fire damage and demolition.

The zinc part of the galvalume finish on the decking has been heat damaged producing permanently damaged material. The fasteners and neoprene gaskets on most of the decking screws are damaged from the heat.

MME executed field/lab hardness testing and lab coupon testing on this building. Columns, beams, decking and purlins were tested. Locations Q, R, S, V, W, X, YY, ZZ, YYY, and ZZZ were specified as representative by this office. Hardness and tensile test results showed no negative impacts from the fire to the steel elements of this building.

We recommend the following for building #3:

- *replacement of all decking both the horizontal roof portion and vertical skirt portions (w/ flashing etc)*
- *replacement of all fiberglass skylight assemblies*
- *rework and replace as needed of all bracing both vertical X bracing and horizontal X bracing as required*
- *replacement of the rigid frame at col-line 6*

menne associates
STRUCTURAL ENGINEERS

report

- *replacement of all purlins from col-line 6 to 11 from col-line A to C.9*
- *replacement of all bolts/washers/nuts in all connections in the rigid bents in from col-line 6 to 11 from col-line A to C.9*
- *blasting (sand or shell) of the steel frames from col-line 6 to 11 from col-line A to C.9 and repainting with a rust inhibitive primer and (2) coats alkyd enamel top coat*
- *rework and replace as needed the epoxy coating on the concrete slab to restore it to a sound non-damaged state col-line 6 to 8.*
- *temporary shoring of the severed wind columns at B/6 and C/6 until permanent repairs can be made (this condition is unsafe at present and the area below should be cordoned off until properly shored) (partially removed during demolition due to heat damage) (portion of facade now hanging from column clips)*
- *foundation coordination w/ building #2 along col-line 5/6 will be necessary*
- *replacement of all electrical, as insulation was melted off of the wiring from col-line 6 to col-line 11*

It is noted that temporary shoring of the severed wind columns at B/6 and C/6 at Building #3 should be accomplished until permanent repairs can be made. This condition is unsafe at present and the area below at Building #2 and #3 should be cordoned off until properly shored. Temporary shoring should be installed before removal of the concrete pad for buildings #1 and #2.

It does not appear to be cost effective to rehabilitate building #3, as the sum of the repair costs is likely higher than replacement w/ a new building.

building #4

This building is located directly to the north of #2 on the east side of the site. It is located to the east of #3 and to the south of #8. It is 125' L x 70' W (8,750 SF). It is the low bay portion of the common foundation and superstructure of #3. This building extends from col-line 6 on the south to col-line 11 on the north. It extends from col-line C.9 at the west to col-line F at the east. This building does have a partial set of construction plans S-1 and S-3 (Transtech 1988) (foundation plan and details and general notes). I consider the building to be 1988 vintage. No slab depth is

menne associates
STRUCTURAL ENGINEERS

report

noted on the plan, it is assumed to be 8" in thickness and reinforced with welded wire fabric. It is not known as to whether there is any membrane beneath the slab.

The superstructure for this building remains and is a (5) bay shed roof sloping from 29' H at col-line C.9 to 27' H at col-line F. There are (5) 25' wide bays. The superstructure is comprised of rigid metal frames w/ 8" zee purlins (16GA) @ 5' OC between the frames. There is 24 GA metal roof decking (galvalume coated) attached to the purlins. Several fiberglass skylights are in each bay. There are (2) bracing bays col-line 7 to 8 and col-line 9-10 between the bents. Low structural steel moment frames are used w/ high vertical X bracing from the top of the moment frames to the roof eave. Horizontal X bracing is located in the roof in the same (2) bays. A steel vertical skin extends down to about 12' above the top of the perimeter walls. The perimeter vertical skin is almost at the roof elevation above the finished floor on the south side due to the roof connection w/ #2.

We noted vertical twisting deflection of the column at F/6. Twisting of the members in the rigid bent connections (misalignment of the faying surfaces) was noted in most bays of the low bay area. Crippling of the purlins was also noted in many locations of the low bay area. The decking was rippled along most of this building. This was due to heat damage in the low bay roof area (where the heat was trapped). Smoke residue was on the outside of the panels where the heat escaped down the outside of the vertical skirt panels. The horizontal and vertical X bracing rods were distorted in some areas. Some purlin damage was noted w/ exfoliation of layers of the 16GA material and also past water damage was noted on the purlins to the downslope side of the skylights (where water ponded in the bottom flange of the zees).

The zinc part of the galvalume finish on the decking has been heat damaged producing permanently damaged material. The fasteners and neoprene gaskets on most of the decking screws are damaged from the heat.

MME executed field/lab hardness testing and lab coupon testing on this building. Columns, beams, decking and purlins were tested. Locations Q, T, U, V, Y, Z, WW, XX, WWW, and XXX were specified as representative by this office. Hardness and tensile test results showed no negative impacts from the fire to the steel elements of this building.

menne associates
STRUCTURAL ENGINEERS

report

We recommend the following for building #4:

- *replacement of all decking both the horizontal roof portion and vertical skirt portions (w/ flashing etc)*
- *replacement of all fiberglass skylight assemblies*
- *rework and replace as needed all bracing both vertical X bracing and horizontal X bracing as required*
- *replacement of the rigid frame at col-line 6*
- *replacement of all purlins from col-line 6 to 11 from col-line C.9 to F*
- *replacement of all bolts/washers/nuts in all connections in the rigid bents in from col-line 6 to 11 from col-line C.9 to F*
- *blasting (sand or shell) of the steel frames from col-line 6 to 11 from col-line C.9 to F and repainting with a rust inhibitive primer and (2) coats alkyd enamel top coat*
- *rework and replace as needed the epoxy coating on the concrete slab to restore it to a sound non-damaged state (col-lines 6 to 8)*
- *foundation coordination w/ building #2 along col-line 5/6 will be necessary*
- *replacement of all electrical, as insulation was melted off of the wiring from col-line 6 to col-line 11*

It does not appear to be cost effective to rehabilitate building #4, as the sum of the repair costs is likely higher than replacement w/ a new building.

building #8

This building is located directly to the north of #3 and #4 at the middle of the site. It is located to the south of #10. It is 120' L x 79' W (9,480 SF). This building extends from col-line 11 on the south to col-line 15 on the north. It extends from col-line B at the west to col-line F at the east. There are no drawings available for building #8.

menne & associates
STRUCTURAL ENGINEERS

report

24 January 2014
PERMA-FIX ENVIRONMENTAL SERVICES, Inc.
Attn: Danny Rokisky
Page: **SEVEN**

The superstructure for this building remains and is a (4) bay shed roof sloping from high to low at col-line 11 to at col-line 15. The building is an average of 23' H. There are (4) 30' wide bays. The superstructure is comprised of rigid metal frames with 8" zee purlins (16GA) @ 5' OC between the frames. There is 24 GA metal roof decking (galvalume coated) attached to the purlins. Several fiberglass skylights are in each bay. The building is laterally braced the E-W direction. Horizontal X bracing is located in the roof. A steel vertical skin extends partially down the sides.

Smoke/heat residue was on the (roof decking and skirt decking) both inside and out. The structural steel frame and purlins had similar smoke/heat residue.

The zinc part of the galvalume finish on the decking has been heat damaged producing permanently damaged material. The fasteners and neoprene gaskets on most of the decking screws are damaged from the heat.

We recommend the following for building #8:

- *replacement of all decking for both the horizontal roof portion and vertical skirt portions (w/ flashing etc)*
- *replacement of all fiberglass skylight assemblies*
- *blasting (sand or shell) of the steel frames and purlins from col-line 11 to 15 from col-line B to F and repainting with a rust inhibitive primer and (2) coats alkyd enamel top coat*
- *replacement of all electrical, as insulation was melted off of the wiring at col-line 11 and the area to the north likely has similar damage*
- *replacement of purlins that show buckling or signs of excessive rust from col-line 11 to 15 from col-line B to F*

Please see the report of MME (steel) for additional information.

A future foam fire suppression system would be compatible with the type of materials stored in this facility and could be helpful in the protection of the foundations and superstructure of the replaced/repaired buildings.

Please see 1/FS-50 (keyplan, denoting the buildings and the col-line grid in both axes.

404.373.4450 v • 404.373.4451 f • www.menneassociates.com • info@menneassociates.com • P.O. Box 2600, Decatur, Georgia 30031

menne associates
STRUCTURAL ENGINEERS

report

24 January 2014
PERMA-FIX ENVIRONMENTAL SERVICES, Inc.
Attn: Danny Rokisky
Page: **EIGHT**

Do not rely on any dimensions for exact materials take-offs or fabrication of components (dimension are approximate only).

Construction drawings are required for pricing and actual reconstruction. This report is for assessment purposes only.

This review meets the requirements of 2012 IBC and current City of Valdosta amendments. If there are any questions concerning our observations or opinions, please contact us.

MENNE & ASSOCIATES
Structural Engineers

Douglas F. Menne, PE



404.373.4450 V • 404.373.4451 F • www.menneassociates.com • info@menneassociates.com • P.O. Box 2600, Decatur, Georgia 30031

CREWS Engineering

February 23, 2024

Trihydro
3740 Saint Johns Bluff Road, South
Ste 18
Jacksonville, FL 32224

Attn: William C. Kelly, PG, Sr. Project Manager

Re: Perma Fix Valdosta, 1612 James P Rogers Circle, Valdosta, GA
CE Project: 956TH.2401

Dear Mr. Kelly,

Thank you for allowing Crews Engineering to provide structural engineering services on this project. The purpose of this project was to evaluate the structural condition of the existing structure, it's foundations and the spill containment elements. This evaluation does not include site features outside of the building and containment areas indicated in this report or the warehouse & office building structure. Services performed included site visit meetings, observations, measurements of conditions, review of previous engineering studies, limited structural analysis and preparation of this report with existing condition drawings. Included with this report are recommendations for repairs related to the spill containment elements and the existing steel structures (final construction documents and details for repairs and upgrades are not within the scope of work for this evaluation).

The existing facility consists of Pre-engineered steel building structures supported by a shallow spread footing foundation system. All structures at the facility were not included in the structural evaluation scope of work for this project. The areas of the structure reviewed in this evaluation include the containment operations area structure sections constructed circa 1988. There are three (3) building sections within this containment operations area. An approximately 80 feet by 125 feet high bay section at the southwest quadrant (Identified as Unit 3 and 4A in the appendix drawings), an approximately 70 feet by 125 feet section at the southeast quadrant (identified as Unit 2 and 5 in the appendix drawings) and an approximately 77 feet by 120 feet section at the north (identified as Unit 7 and Bldg. C in the appendix drawings). Previous evaluation reports for the facility were provided for use in the development of this structural evaluation. The first report was performed in 1992 and consisted of evaluation of the containment area walls and slab with coring and material testing. The second report was performed in 2014 (after a fire damaged the facility) and consisted of review and observations of the structure with steel materials testing. The

CONSULTING ENGINEERS
101-B South Patterson Street • Valdosta, Georgia 31601 • 229.244.3100 • FAX 229.244.4210
www.crewsengineering.com

following paragraphs provide more detailed description of the spill containment elements and the building structural system.

UNIT 2 Drum Storage and Process Area

Unit 2 Drum Storage and Process Area is located at the north end of the southeast quadrant of the containment operations area (North of Unit 5 Bulking and Unloading Area, south of Building C General Operations Area and east of Unit 3 Proposed Drum Storage Area). The structure's foundations consist of shallow spread footing type foundations with slab on grade constructed circa 1988. The area is enclosed by solid filled 8" cmu containment walls except at the north side where a drive-over containment hump exists. The foundations consist of continuous concrete footings for the containment walls and individual concrete footings with concrete piers at the frame columns.

The floor slab is a concrete slab on grade as indicated in the appendix drawings. The slab is estimated to be a 4 inch original concrete slab with a 6 inch topping slab (determined from coring and testing performed in prior evaluation report) and is adequate to support of drum storage and general process operations. The slab has coating system that has failed at several (most) areas. Additionally, most of the joint sealant at slab expansion and control joints and at previously repaired slab cracks has failed.

The north and west sides and northeast corner containment walls have openings (gaps) in the wall where the original wall has been removed to top of slab and 8 inches & 12 inches above top of slab, respectively. The containment walls have been analyzed to verity a fluid containment height of 2 feet 10 inches (34 inches) with a safety factor of 1.5 for fluids with a specific gravity not exceeding 1.5. The existing containment walls have thru-wall cracks that are generally widely spaced and repairable with proper preparation and application of sealant material. The walls have a coating system that has failed at several (most) locations.

Foundation, slab and containment wall repairs including construction of in-fill wall sections to repair openings (gaps) in the wall, repairs/ sealing of cracks in walls and slab and removal & replacement of failed coating system and failed joint filler material are required.

The building (shelter) structure is a pre-engineered metal building structure consisting of metal roof panels supported by secondary roof framing (roof purlins) supported by building rigid frames. The upper section of the north and east walls (above the adjacent structure roof levels) are enclosed with metal wall panels supported by secondary wall framing (wall girts) attached to the building rigid frame columns.

CONSULTING ENGINEERS
101-B South Patterson Street • Valdosta, Georgia 31601 • 229.244.3100 • FAX 229.244.4210
www.crewsengineering.com

The building frames consist of steel moment frames extending from the top of foundation to the roof level at 25 feet on center. Metallurgical testing of steel frame materials was performed in November of 2013 (after the fire occurred in August of 2013).

The secondary roof and wall framing consists of 8 inch Z roof purlins and wall girts. The roof purlins contain moderate to severe corrosion with less than half of the roof purlins containing severe corrosion with material loss that will require replacement.

The metal roof and wall panels contain severe corrosion at the majority of the roof area and at part of the wall panel area. The metal roof panels require replacement. It will be possible to remove the wall panels, allow repairs and painting to wall girts and re-install using new self-drilling screws; however, replacement of the wall panels may also be considered with the repairs to this section of the building structure.

Building structure repairs should include replacement of bolts at building frame connections (use high strength tension controlled bolts for primary structural steel frame connections), replacement of connection bolts at secondary framing connections (use high strength snug tight bolts), replacement of rod x-bracing & hardware (match existing type and material), replacement of roof purlins (use Z 8x3x14 gage), replacement of metal roof panels, replacement of metal wall panels and replacement of self-drilling screw fasteners connection metal roof and wall panels to repaired structure.

Proper steel preparation (SPC-2 or better) and exterior coating system shall be applied to all primary and secondary steel framing to remain. The coating system shall consist of a rust inhibitive primer and two (2) coats of Alkyd enamel top coat paint material.

UNIT 5 Bulking and Unloading Area

Unit 5 Bulking and Unloading Area is located at the south end of the southeast quadrant of the building section evaluated (south of Unit 2 Drum Storage and Process Area and east of Unit 4A Bulk Storage Tank Farm). The structure's foundations consist of shallow spread footing type foundations with slab on grade constructed circa 1988. The area is enclosed by containment walls consisting of 6 inch cast-in-place concrete at the south wall and solid filled 8" cmu containment walls at the west and north sides. The east side contains a drive-over containment hump. The south side contains a loading dock & ramp with a section of 6" concrete containment wall removed. The foundations consist of continuous concrete footings for the containment walls and individual concrete footings with concrete piers at the frame columns. The southeast pier (column F-6) has failed/ broken and will require replacement.

CONSULTING ENGINEERS
101-B South Patterson Street • Valdosta, Georgia 31601 • 229.244.3100 • FAX 229.244.4210
www.crewsengineering.com

The floor slab consists of a concrete slab on grade as indicated in the appendix drawings. The slab is estimated to be 8 inch concrete slab and is adequate for tank trailer parking and general operations. The slab has coating system that has failed at several (most) areas. Additionally, most of the sealant installed at slab expansion and control joints and at previously repaired slab cracks has failed.

The east and west sides of the containment walls contain sections with openings (gaps) in the wall where the original wall has been removed to near top of slab and to 8 inches above the top of the slab. The containment walls have been analyzed to verity a containment height of 2 feet (24 inches) with a safety factor of 1.5 for fluids with a specific gravity not exceeding 1.5. The existing cmu containment walls contain thru-wall cracks that are generally widely spaced and repairable with proper preparation and application of sealant material. The south (6 inch cast-in-place concrete) wall is in poor condition and should be replaced. The walls have a coating system that has failed at most locations.

Foundation, slab and containment wall repairs including construction of new loading dock & ramp and new concrete containment wall at the south side with in-fill wall sections to repair openings (gaps) in walls at other locations. Repairs/ sealing of cracks in walls and slab and removal & replacement of failed coating system and failed joint filler material are required.

The building (shelter) structure is a pre-engineered metal building structure consisting of metal roof panels supported by secondary roof framing (roof purlins) supported by building rigid frames. The upper section of the east wall is covered with metal wall panels supported by secondary wall framing (wall girts) attached to the building rigid frame columns. The condition of the east wall and secondary framing is poor and will require replacement.

The building frames consist of steel moment frames extending from the top of foundation to the roof level at 25 feet on center. Metallurgical testing of steel frame materials was performed in November of 2013 (after the fire occurred in August of 2013). The results of the testing indicated that the structural steel condition is good (not damaged by the fire). However, the south building frame (along column line 6 between C.9 and F) has collapsed and is in an un-serviceable condition. The adjacent frame to the north (along column line 7 between C.9 and F) is to be removed and placed on dunnage until building repairs can be performed.

The secondary roof and wall framing consists of 8 inch Z roof purlins and wall girts. The roof purlins contain moderate to severe corrosion with approximately half of the roof purlins containing severe corrosion with material loss that will require replacement.

CONSULTING ENGINEERS
101-B South Patterson Street • Valdosta, Georgia 31601 • 229.244.3100 • FAX 229.244.4210
www.crewsengineering.com

The metal roof panels contain severe corrosion at the majority of the roof area and require replacement. The secondary wall framing and wall panels at the east wall contain severe corrosion along with distortion from previous weather events and will require repairs and replacement.

Building structure repairs should include replacement of bolts at building frame connections (use high strength tension controlled bolts for primary structural steel frame connections), replacement of connection bolts at secondary framing connections (use high strength snug tight bolts), replacement of rod x-bracing & hardware (match existing type and material), replacement of roof purlins (use Z 8x3x14 gage), replacement of metal roof panels, replacement of wall girts and replacement of metal wall panels along with replacement of self-drilling screw fasteners for metal roof and wall panels to repaired structure.

Proper steel preparation (SPC-2 or better) and exterior coating system shall be applied to all primary and secondary steel framing to remain. The coating system shall consist of a rust inhibitive primer and two (2) coats of Alkyd enamel top coat paint material.

UNIT 3 Proposed Drum Storage Area

Unit 3 Proposed Drum Storage Area is located at the north end of the high bay building section (North of Unit 4A Bulk Storage Tank Farm Area, south of Unit 7 Solidification and Stabilization Area and west of Unit 2 Drum Storage and Process Area). The structure's foundations consist of shallow spread footing type foundations with slab on grade constructed circa 1988. The area is enclosed by solid filled 8" cmu containment walls except at the northwest corner where a drive-over containment hump exists. The foundations consist of continuous concrete footings for the containment walls and individual concrete footings with concrete piers at the frame columns.

The floor slab consists of a concrete slab on grade as indicated in the appendix drawings. The slab is estimated to be 6 inches thick and is adequate for support of drum storage and operating equipment traffic. The slab has coating system that has failed at several (most) areas. Additionally, most of the sealant installed at slab expansion and control joints and at previously repaired slab cracks has failed.

The south and east side containment walls contain sections with openings (gaps) in the wall where the original wall has been removed to near top of slab or up to 8 inches and 12 inches, respectively, above the top of the slab. The containment walls have been analyzed to verity a containment height of 3 feet 0 inches (36 inches) with a safety factor of 1.5 for fluids with a specific gravity not exceeding 1.5. The existing containment walls contain thru-wall

CONSULTING ENGINEERS
101-B South Patterson Street • Valdosta, Georgia 31601 • 229.244.3100 • FAX 229.244.4210
www.crewsengineering.com

cracks that are generally widely spaced and repairable with proper preparation and application of sealant material. The walls have a coating system that has failed at several (most) of the wall area.

Foundation, slab and containment wall repairs including construction of in-fill wall sections to repair openings (gaps) in the wall, repairs/ sealing of cracks in walls and slab and removal & replacement of failed coating system and failed joint filler material are required.

The building (shelter) structure is a pre-engineered metal building structure consisting of metal roof panels supported by secondary roof framing (roof purlins) supported by building rigid frames. The upper section of the west, north and east walls (above the adjacent roofs) are enclosed with metal wall panels supported by secondary wall framing (wall girts) attached to the building rigid frame columns.

The building frames consist of steel moment frames extending from the top of foundation to the roof level at 25 feet on center. Metallurgical testing of steel frame materials was performed in November of 2013 (after the fire occurred in August of 2013). Building frame beam to column connections were observed to have some distortion and alignment variance.

The secondary roof and wall framing consists of 8 inch Z purlin roof purlins and wall girts. The roof purlins contain moderate to severe corrosion with approximately half of the roof purlins containing severe corrosion with material loss that will require replacement.

The metal roof and wall panels contain severe corrosion at the majority of the roof area and at part of the wall panel area. The metal roof panels require replacement. It will be possible to remove, allow repairs and painting to wall girts and re-install metal wall panels using new self-drilling screws, replacement of the wall panels should also be considered with the repairs to this section of the building structure.

Building structure repairs should include replacement of bolts at building frame connections (use high strength tension controlled bolts for primary framing connections), replacement of connection bolts at secondary framing connections (use high strength snug tight bolts), replacement of rod x-bracing & hardware (match existing type and material), replacement of roof purlins (use Z 8x3x14 gage), replacement of metal roof panels, replacement of metal wall panels and replacement of self-drilling screw fasteners connection metal roof and wall panels to repaired structure.

CONSULTING ENGINEERS
101-B South Patterson Street • Valdosta, Georgia 31601 • 229.244.3100 • FAX 229.244.4210
www.crewsengineering.com

Proper steel preparation (SPC-2 or better) and exterior coating system shall be applied to all primary and secondary steel framing to remain. The coating system shall consist of a rust inhibitive primer and two (2) coats of Alkyd enamel top coat paint material.

UNIT 4A Bulk Storage Tank Farm

Unit 4A Bulk Storage Tank Farm is located at the south end of the high bay building section (south of Unit 3 Proposed Drum Storage Area and west of Unit 5 Bulking and Unloading Area). The structure's foundations consist of shallow spread footing type foundations with slab on grade constructed circa 1988. The area is enclosed by solid filled 8" cmu containment walls. The foundations consist of continuous concrete footings for the containment walls and individual concrete footings with concrete piers at the frame columns.

The slab consists of a concrete slab on grade that steps in elevation as indicated in the appendix drawings. The slab on grade is approximately 10 inches thick and is adequate to support up to 11 feet diameter bottom supported or continuous ring supported storage tanks. The slab has coating system that has failed at several (most) areas. Additionally, most of the sealant installed at slab expansion and control joints and at previously repaired slab cracks has failed.

The containment walls contain sections with openings (gaps) in the wall where the original wall has been removed to near top of slab to 8 inches above the top of the slab. The containment walls have been analyzed to verity a containment height of 2 feet 10 inches (34 inches) with a safety factor of 1.5 for fluids having a specific gravity not exceeding 1.5. The existing containment walls contain thru-wall cracks that are generally widely spaced and repairable with proper preparation and application of sealant material. The walls have a coating system that has failed at several (most) of the wall area.

Foundation, slab and containment wall repairs including construction of in-fill wall sections to repair openings (gaps) in the wall, repairs/ sealing of cracks in walls and slab and removal & replacement of failed coating system and failed joint filler material are required.

The building (shelter) structure is a pre-engineered metal building structure consisting of metal roof panels supported by secondary roof framing (roof purlins) supported by building rigid frames. The upper section of the west, north and east walls (above the adjacent roofs) are enclosed with metal wall panels supported by secondary wall framing (wall girts) attached to the building rigid frame columns. The south wall of this section of the structure is open from roof level to the ground.

CONSULTING ENGINEERS
101-B South Patterson Street • Valdosta, Georgia 31601 • 229.244.3100 • FAX 229.244.4210
www.crewsengineering.com

The building frames consist of steel moment frames extending from the top of foundation to the roof level at 25 feet on center. Metallurgical testing of steel frame materials was performed in November of 2013 (after the fire occurred in August of 2013). Building frame beam to column connections were observed to have some distortion and alignment variance.

The secondary roof and wall framing consists of 8 inch Z purlin roof purlins and wall girts. The roof purlins contain moderate to severe corrosion with approximately half of the roof purlins containing severe corrosion with material loss that will require replacement.

The metal roof and wall panels contain severe corrosion at the majority of the roof area and at part of the wall panel area. The metal roof panels require replacement. It will be possible to remove, allow repairs and painting to wall girts and re-install metal wall panels using new self-drilling screws, replacement of the wall panels should also be considered with the repairs to this section of the building structure.

Building structure repairs should include replacement of bolts at building frame connections (use high strength tension controlled bolts for primary framing connections), replacement of connection bolts at secondary framing connections (use high strength snug tight bolts), replacement of rod x-bracing & hardware (match existing type and material), replacement of roof purlins (use Z 8x3x14 gage), replacement of metal roof panels, replacement of metal wall panels and replacement of self-drilling screw fasteners connection metal roof and wall panels to repaired structure.

Proper steel preparation (SPC-2 or better) and exterior coating system shall be applied to all primary and secondary steel framing to remain. The coating system shall consist of a rust inhibitive primer and two (2) coats of Alkyd enamel top coat paint material.

UNIT 7 Solidification and Stabilization Area

Unit 7 Solidification and Stabilization Area is located at the west end of the north section of the containment operation area (north of Unit 3 Proposed Drum Storage Area and west of Bldg. C General Operations Area). The structure's foundations consist of shallow spread footing type foundations with slab on grade constructed circa 1988. The floor of the structure contains a lower level at the south section and standard floor level (north section) separated by a containment curb that has been removed to top of upper slab level for most of step separating the north and south sections of this area. The area has a solid filled cmu containment wall at the south side of the lower level (between the lower level and the Proposed Drum Storage Area to the south) and has containment curbs at the other sides.

CONSULTING ENGINEERS
101-B South Patterson Street • Valdosta, Georgia 31601 • 229.244.3100 • FAX 229.244.4210
www.crewsengineering.com

Drive-over containment humps exists at the west end of the lower level section and at the east end of the standard level floor section.

The floor slab consists of a concrete slab on grade as indicated in the appendix drawings. The slab is estimated to be 8 inch concrete slab and is adequate for storage and equipment traffic operation. The slab has coating system that has failed at several (most) areas. Additionally, most of the sealant installed at slab expansion and control joints and at previously repaired slab cracks has failed.

Foundation, slab and containment wall repairs including repairs to the containment curb located between the lower and upper floor sections, repairs/ sealing of cracks in walls and slab and removal & replacement of failed coating system and failed joint filler material are required.

The building (shelter) structure is a pre-engineered metal building structure consisting of metal roof panels supported by secondary roof framing (roof purlins) supported by building rigid frame spaced at 30 feet on center. The area is enclosed with metal wall panels and secondary framing (wall girts) attached to intermediate posts/ columns and the building rigid frame columns.

The secondary roof and wall framing consists of 8 inch ZEE roof purlins and wall girts. The roof purlins contain moderate to severe corrosion with greater than half of the roof purlins containing severe corrosion with material loss. The roof purlins in this area will require replacement.

The metal roof and wall panels contain severe corrosion at the majority of the roof and wall panel area. The metal roof and wall panels require replacement. It is recommended that either stainless steel roof deck and stainless steel or hot dip galvanized (G90) secondary framing materials be used for repairs in this area due to the nature of operations causing excessive corrosion to steel. If stainless steel roof decking is not available for the roof panel profile required, heavier gage galvanized should be considered.

Building structure repairs should include replacement of bolts at building frame connections (use high strength tension controlled bolts for primary structural steel connections), replacement of connection bolts at secondary framing connections (use high strength snug tight bolts), replacement of rod x-bracing & hardware (match existing type and material), replacement of roof purlins (use SS or G90 galvanized Z 8x3x14 gage), replacement of metal roof panels (use SS or heavy gage galvanized and painted panels) along with replacement of self-drilling screw fasteners for metal roof and wall panels to repaired structure.

CONSULTING ENGINEERS
101-B South Patterson Street • Valdosta, Georgia 31601 • 229.244.3100 • FAX 229.244.4210
www.crewsengineering.com

Proper steel preparation (SPC-2 or better) and exterior coating system shall be applied to all primary steel framing to remain. The coating system shall consist of a rust inhibitive primer and two (2) coats of Alkyd enamel top coat paint material.

BLDG. C General Operations Area

Building C General Operations Area is located at the east side of the north portion of the containment and operations area and extends around the north side of Unit 7 Solidification and Stabilization Area. This area is for general use and circulation and is not used for containment. The floor slopes to the exterior of the structure and then to site storm drainage. Structural evaluation of this area was limited due it not involving containment operations.

The floor slab consists of a concrete slab on grade as indicated in the appendix drawings. The slab is estimated to be 6 inch concrete slab and is adequate for general use and traffic operations. The condition of the slab is good.

The building (shelter) structure is a pre-engineered metal building structure consisting of metal roof panels supported by secondary roof framing (roof purlins) supported by building rigid frames spaced at 30 feet on center. The exterior of the structure is open (short wall panels exist at the upper section to cover the edge frame beam and were observed to be in good condition) except for the wall enclosures surrounding Unit 7 Solidification and Stabilization.

The metal roof panels contain moderate to severe corrosion mostly evident at the south end (adjacent to the roof step at the north end of Unit 2 Drum Storage and Process Area). The metal roof panels should be replaced (as a minimum at the damaged area).

Building structure repairs should not require repair except for the roof panels (specifically at the corroded metal roof panel section indicated).

Proper steel preparation (SPC-2 or better) and exterior coating system shall be applied to all primary and secondary steel framing to remain. The coating system shall consist of a rust inhibitive primer and two (2) coats of Alkyd enamel top coat paint material.

CONSULTING ENGINEERS
101-B South Patterson Street • Valdosta, Georgia 31601 • 229.244.3100 • FAX 229.244.4210
www.crewsengineering.com

In conclusion, the overall condition of the foundations and containment walls is fair and can be repaired for continued use. Repairs to containment walls would include removal of the failing coating system, construction of wall sections to fill in wall openings (gaps) through the containment walls along with proper preparation and sealing of wall joints and cracks and application of suitable spill containment coating system. Repairs to foundations and slab should include removal of failing coating system and removal of joint and crack filler material and preparation and application of suitable spill containment coating system. Repairs to building structures would include replacement of corroded or damaged roof and wall panels, replacement and repairs of corroded or damaged secondary framing (roof purlins and wall girts) and replacement of bolts at primary and secondary framing connections. Upon completion of structural work, prior to installing new or repaired roof and wall panels, the exposed steel structure should be prepared, primed and painted in accordance with guidelines provided in this report as well as owner provided requirements.

Please do not hesitate to contact our office if you have any questions or require additional assistance on this project.

Sincerely,
CREWS ENGINEERING, INC.



Randall S. Crews, PE, SE
President

Attachments
Appendix – A Structural Plan Sketches/ Drawings S-1, S-2, & S-3

CONSULTING ENGINEERS
101-B South Patterson Street • Valdosta, Georgia 31601 • 229.244.3100 • FAX 229.244.4210
www.crewsengineering.com

APPENDIX - A (S-1)
REPORT DRAWINGS

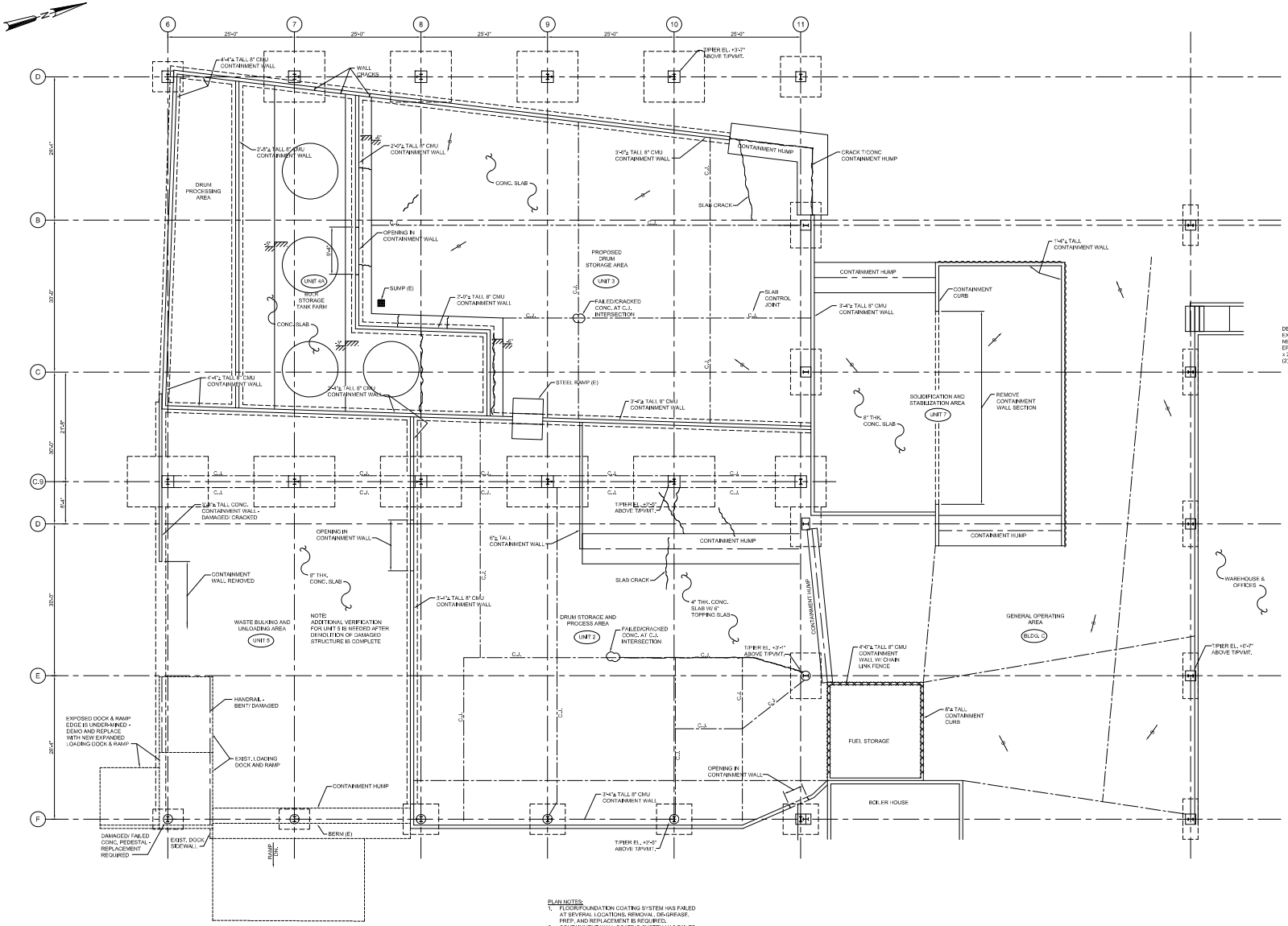

PLAN NOTES:
1. FLOOR/FOUNDATION COATING SYSTEM HAS FAILED AT SEVERAL LOCATIONS. REMOVAL, DE-GREASE, PREP, AND REPLACEMENT IS REQUIRED.
2. CONTAINMENT WALL COATING SYSTEM HAS FAILED AT SEVERAL LOCATIONS. REMOVAL, DE-GREASE, PREP, AND REPLACEMENT IS REQUIRED.

EXISTING SLAB PLAN
SCALE: 1/8" = 1'-0"

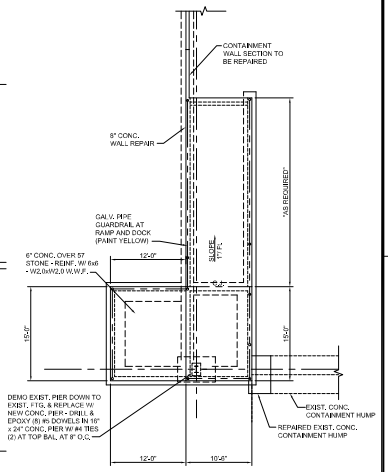

NEW LOADING DOCK & RAMP PLAN
SCALE: 1/8" = 1'-0"

REV.	DATE	BY	DESCRIPTION
0	2/23/24	RSC	ISSUED FOR EVALUATION REPORT

REVISIONS

DRAWN BY: JMS DATE: 2/6/24 CHECKED BY: RSC DATE: 2/23/24

NOT FOR CONSTRUCTION

TRIHYDRO
JACKSONVILLE, FLORIDA

PERMA-FIX VALDOSTA
EXISTING FOUNDAITON & SLAB PLAN

CREWS Engineering — Structural . Civil . Consulting Engineering

SCALE	DATE	PROJECT NO.	DRAWING NO.	REV.
AS NOTED	2/6/24	956TH.2401	S-1	0

DWGFILE:

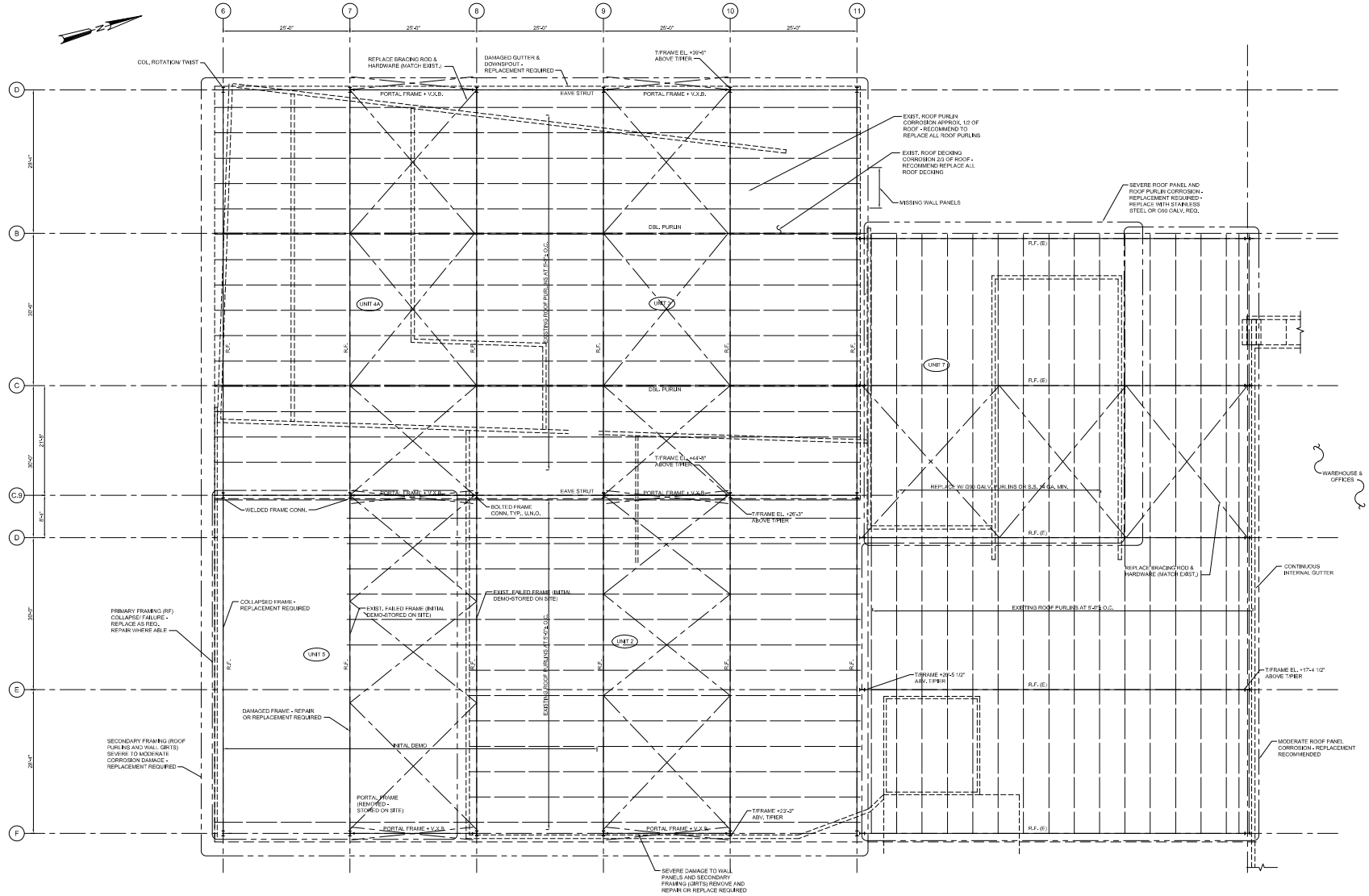

PLAN NOTES:
1. PRIMARY FRAMING (RIGID FRAMES) AT UNIT 5 AREA CONTAIN SEVERE DAMAGE AND REQUIRE REPLACEMENT AND REPAIRS.
2. SECONDARY FRAMING (PURLINS AND GIRTS) AT UNIT 2, UNIT 3, UNIT 4, UNITS, AND UNIT 7 AREAS CONTAIN MODERATE TO SEVERE DAMAGE AND REQUIRE REPLACEMENT AND REPAIRS.
3. NEW ROOF PURLINS SHALL BE 10in-0-14 GA.
4. PROVIDE T & B FLANGE PURLIN BRIDGING AT 1/3 POINTS OF SPAN.

EXISTING ROOF FRAMING PLAN
SCALE: 1/8" = 1'-0"

REV.	DATE	BY	DESCRIPTION
0	2/23/24	RSC	ISSUED FOR EVALUATION REPORT

REVISIONS

DRAWN BY: JMS DATE: 2/6/24 CHECKED BY: RSC DATE: 2/23/24

NOT FOR CONSTRUCTION

TRIHYDRO
JACKSONVILLE, FLORIDA

PERMA-FIX VALDOSTA
EXISTING ROOF FRAMING PLAN

CREWS Engineering — Structural . Civil . Consulting Engineering

SCALE	DATE	PROJECT NO.	DRAWING NO.	REV.
AS NOTED	2/6/24	956TH.2401	S-2	0

DWGFILE:

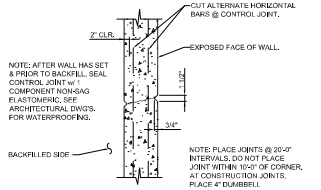

WALL CONTROL JOINT DETAIL

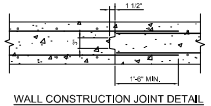

WALL CONSTRUCTION JOINT DETAIL

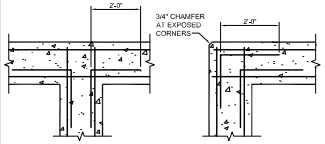

WALL "T" DETAIL CORNER DETAIL

CONCRETE WALL DETAILS
NO SCALE

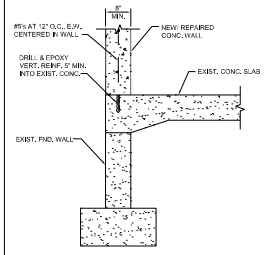

NOTE:
1. CNTR. FIELD VERIFY ALL EXIST. CONDITIONS PRIOR TO FABRICATION & CONSTRUCTION.
2. NEW CONSTRUCTION (REPAIRS) SHALL NOT BE PERFORMED OVER OR TIED TO CRACKED OR DAMAGED EXISTING CONSTRUCTION.
3. PREPARATION AND REPLACEMENT TO CONTAINMENT COATING SYSTEM IS REQUIRED, SEE DRAWINGS, DETAILS AND SPECIFICATIONS BY OTHERS FOR INFO.

REPAIR/ IN-FILL
NO SCALE

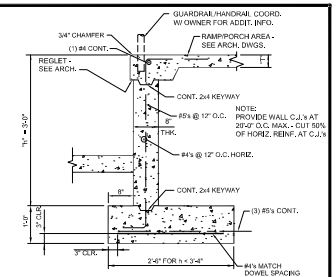

RAMP DETAIL
SCALE: 3/4" = 1'-0"

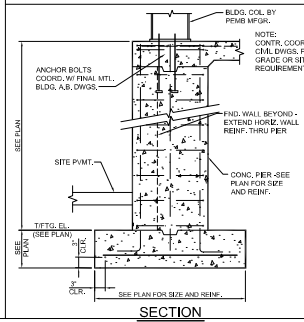

SECTION
NO SCALE

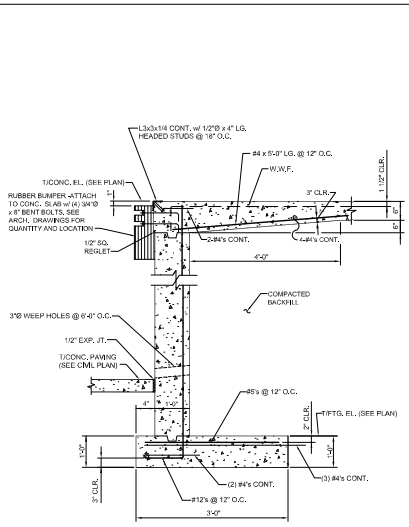

SECTION
NO SCALE

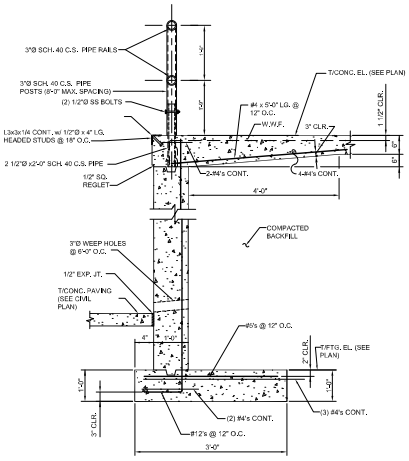

SECTION
NO SCALE

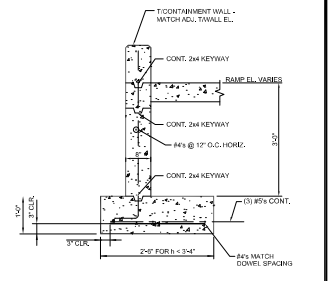

DETAIL
SCALE: 3/4" = 1'-0"

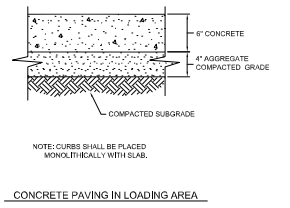

CONCRETE PAVING IN LOADING AREA

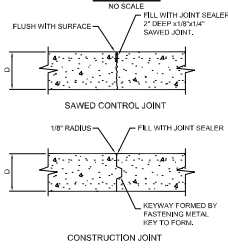

CONCRETE JOINT DETAILS

CONCRETE PAVEMENT DETAILS
NO SCALE

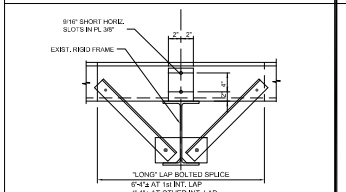

SECTION A-A

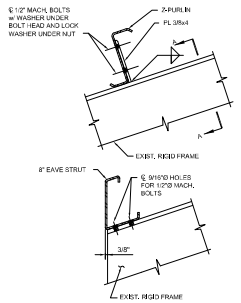

DETAIL AT EAVE STRUT

DETAIL
NO SCALE

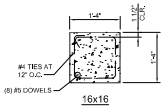

16x16

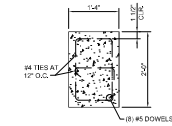

16x24

PEDESTAL REINF. DETAILS
SCALE: 3/4" = 1'-0"

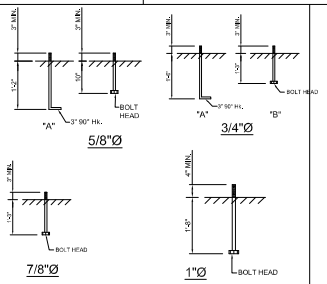

ANCHOR BOLT DETAILS
NO SCALE

REV.	DATE	BY	DESCRIPTION
0	2/23/24	RSC	ISSUED FOR EVALUATION REPORT

REVISIONS

DRAWN BY: JMS DATE: 2/6/24 CHECKED BY: RSC DATE: 2/23/24

TRIHYDRO
JACKSONVILLE, FLORIDA

PERMA-FIX VALDOSTA
NEW LOADING DOCK & RAMP
PLAN, SECTIONS & DETAILS

CREWS Engineering — Structural · Civil · Consulting Engineering
1549 South Patterson Street, Valdosta, Georgia 31601

SCALE	DATE	PROJECT NO.	DRAWING NO.	REV.
AS NOTED	2/6/24	956TH.2401	S-3	0

DWGFILE:

APPENDIX - A (S-3)
REPORT DRAWINGS
NOT FOR CONSTRUCTION

EXHIBIT D-3

FOUNDATION BEARING CAPACITY CERTIFICATION FOR TANKS

Chemical Conservation of Georgia, Inc.

1612 James P. Rodgers Circle, Valdosta, Georgia 31601

(912) 244-0474 • FAX: (912) 333-0328

October 18, 1996

Ms. Lavern Ajanaku
Environmental Engineer
Hazardous Waste Management Program
GEORGIA DEPARTMENT OF NATURAL RESOURCES
Environmental Protection Division
205 Butler Street, S.E.
Suite 1154
Atlanta, Georgia 30334

Re: Chemical Conservation of Georgia, Inc.
Certification of Tanks 205 and 207

Dear Ms. Ajanaku:

Please find enclosed with this letter an original copy of the written assessment completed by a Professional Engineer as required by 40 CFR §§264.192(a), and Table b.-1 of the Tank Management Plan. Both documents have been modified in accordance with your requirements.

If you have any questions, please call me at (404) 859-4441

Sincerely,

CHEMICAL CONSERVATION OF GEORGIA, INC.

Armando I. Gonzalez
Compliance Officer

cc: Michael Downey

CERTIFICATION

The certification as required by 40 CFR 270.11(a) and (d) is provided below.

Certification is provided by Geoffrey W. Blaney, a qualified, registered, professional engineer.

In accordance with 40 CFR 270.11(a), the following certification is made with respect to:

> Requirements in 40 CFR Sections 264.192 (a)(1) and 264.192(a)(2) for tanks 205, 207, 209, 210, 42 and 67, which are addressed in Section 6.0 and in Sections 3.0 and 4.0 of the Tank Integrity Assessment Procedure submitted on October 13, 1995.
>
> Requirements in 40 CFR Section 264.192 (a)(5)(i) for tanks 205, 207, 209, 210, 42 and 67 which are addressed in the attached Appendix A.
>
> The two paragraphs above address all the requirements applicable to tanks 205, 207, 209, 210, 42 and 67 in Section 264.192(a).

"I certify under penalty of law that this document and all attachments were prepared under my direction or supervision in accordance with a system designed to assure that qualified personnel properly gather and evaluate the information submitted. Based on my inquiry of the person or persons who manage the system, or those persons directly responsible for gathering the information, the information submitted is, to the best of my knowledge and belief, true, accurate, and complete. I am aware that there are significant penalties for submitting false information including the possibility of fine and imprisonment for knowing violations."

Geoffrey W. Blaney, Ph.D., P.E.

10-10-96
Date

10-10-96

APPENDIX A

Foundation Bearing Capacity

CHEMCON TANK FOUNDATION EVALUATION

9-20-96

G. BLANEY

VERIFY ADEQUACY OF FOUNDATION SOIL SUPPORT FOR TANKS #205, 207, 209, 210, 42 AND 67, BASED ON ALLOWABLE BEARING CAPACITY OF 4000 #/FT² [NORRIS O'CONNOR, P.E.: 11-7-83 PERMIT APPLICATION].

GIVEN: q_{ALL} = 4000 PSF, AND TANK DIMENSIONS:

TANK(S)	#205, 207, 209, 210	#42	#67
D_T	10.5 FT	8FT	8FT
H_T	30 FT	11FT	16FT

FIND: APPLIED FOUNDATION LOADS AND ADEQUACY OF FOUNDATION SOILS.

SLN: (1) FIND ALLOWABLE FOUNDATION LOAD, Q_{ALL}, FOR 10.5 FT. DIA. TANKS (#205, 207, 209, 210):

$$A_B = \pi R^2 = \pi (5.25 FT)^2 = 86.5 FT^2 \checkmark$$

$$Q_{ALL} = (q_{ALL}) A_B = (4000 \#/FT^2)(86.5 FT^2)$$

$$Q_{ALL} = 346,360 \# \checkmark$$

(2) FIND APPLIED FOUNDATION LOAD, Q_{APP}:

$V_T = (A_B)(H) = (86.5\ FT^2)(30\ FT) = \underline{2595\ FT^3}$ ✓

$W_{LIQ} = V_T \gamma_w = (2595\ FT^3)(62.4\#/FT^3) = \underline{161,928\#}$ ✓

$W_{TANK} = 11,900\#$

$W_t = W_{LIQ} + W_{TANK} = 161,928\# + 11,900\#$

$W_t = \underline{173,828\#}$ ✓

(3) EVALUATE FOUNDATION ADEQUACY:

$$\frac{Q_{ALL}}{W_t} = \frac{346,360\#}{173,828\#} = 2.0$$ ✓ O.K.

4) FIND ALLOWABLE FOUNDATION LOAD, Q_{ALL}, FOR 8FT. DIAMETER TANKS (#42 & 67):

$A_B = \pi(4\,FT)^2 = 50.3\,FT^2$ ✓

$Q_{ALL} = (4000\,\#/FT^2)(50.3\,FT^2) = \underline{201,062\,\#}$ ✓

5) FIND APPLIED FOUNDATION LOADS, Q_{APP}, FOR TANK #42;

$V_T = A_B H = (50.3\,FT^2)(11\,FT) = \underline{553.3\,FT^3}$ ✓

$(W)_{LIQ} = V_T \gamma_W = (553.3\,FT^3)(62.4\,\#/FT^3) = \underline{34,526\,\#}$ ✓

$W_{TANK} = \underline{5000\,\#}$

$W_L = 34,526\,\# + 5000\,\# = \underline{39,526\,\#}$ ✓

6) EVALUATE ADEQUACY OF TANK #42 FOUNDATION:

$\frac{Q_{ALL}}{Q_{APP}} = \frac{201,062\,\#}{39,526\,\#} = \underline{5.1}$ O.K. ✓

7) FIND Q_{APP} FOR TANK #67:

$V_T = A_B H = (50.3 FT^2)(16 FT) = \underline{804.8 FT^3}$ ✓

$W_{LIQ} = V_T \gamma_w = (804.8 FT^3)(62.4 \#/FT^3) = \underline{50,220 \#}$ ✓

$W_{TANK} = \underline{6500 \#}$

$W_t = 50,220 \# + 6,500 \# = \underline{56,720 \#}$ ✓

8) EVALUATE ADEQUACY OF TANK #67 FOUNDATION:

$$\frac{Q_{ALL}}{Q_{APP}} = \frac{201,062 \#}{56,720 \#} = \underline{3.5} \checkmark \text{ O.K.}$$

Date: 11///83
Revision No.: 2
D

EXHIBIT D-4

CALCULATIONS OF SAFE PAD LOAD AND TANK STORAGE AREA RETENTION VOLUME

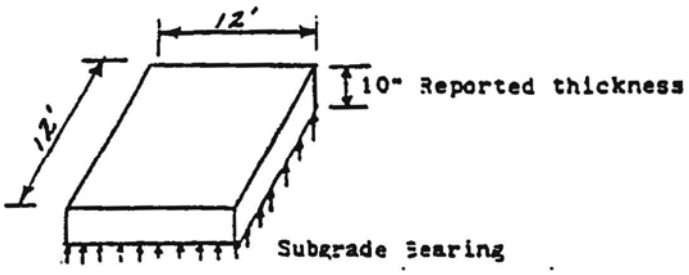

Subgrade material: Compact sand - clay
Reference: Seelye - Design - 3rd. Edition
Page 9 - 30 Table A

Allowable bearing = 3 tons / s.f.
Use a conservative 2 tons / s.f. for calculations

Estimated Safe load for a 12' x 12' pad:
= 4000# / s.f. x 12' x 12' = 576,000#

RETENTION VOLUME

Overflow elev.	195.43
Av. bottom elev.	192.46
Av. depth	2.97'

Bottom area = 124' x ½ (45.6+67.6)
= 7018 s.f.
Vol. = 2.97' 7018 s.f. = 20,943 c.f. = 155,900 gal.

Ramsey Chemical Company
Azalea City Industrial Park
Valdosta, Georgia

Norris L. O'Connor
Engineering and Surveying
Valdosta, Georgia



TABLE b.-1

TANK DIMENSIONS AND CAPACITY INFORMATION FOR CHEMICAL CONSERVATION OF GEORGIA, INC. VALDOSTA, GEORGIA

TANK NUMBER	MATERIAL STORED	CAPACITY IN GALLONS	HEIGHT IN INCHES	DIAMETER IN FEET-INCHES
210	WASTE FUEL	20,000	30 FEET-1 INCH	10 FEET-6 INCH
209	WASTE FUEL	20,000	30 FEET-1 INCH	10 FEET-6 INCH
207	WASTEWATER	20,000	30 FEET-1 INCH	10 FEET-6 INCH
205	WASTE FUEL	20,000	30 FEET-1 INCH	10 FEET-6 INCH
67	WASTEWATER	6,000	16 FEET- 1 INCH	8 FEET-0 INCH
42	STILLBOTTOMS	4,000	10 FEET- 10 INCH	8 FEET-0 INCH

CERTIFICATION

The certification as required by 40 CFR 270.11(a) and (d) is provided below.

Certification is provided by William Labadie, Vice President, Chemical Conservation of Georgia, Inc. as a responsible corporate officer in accordance with 40 CFR 270.11(a).

In accordance with 40 CFR 270.11(a), the following certification is made with respect to:

TANK MANAGEMENT PLAN
AND
TANK INTEGRITY ASSESSMENT PROCEDURES
FOR
CHEMICAL CONSERVATION OF GEORGIA, INC.
VALDOSTA, GEORGIA

SUBMITTAL OF OCTOBER 18, 1996

"I certify under penalty of law that this document and all attachments were prepared under my direction or supervision in accordance with a system designed to assure that qualified personnel properly gather and evaluate the information submitted. Based on my inquiry of the person or persons who manage the system, or those persons directly responsible for gathering the information, the information submitted is, to the best of my knowledge and belief, true, accurate, and complete. I am aware that there are significant penalties for submitting false information including the possibility of fine and imprisonment for knowing violations."

Wm F Labadie

William F. Labadie, Vice President
Chemical Conservation of Georgia, Inc.

OCTOBER 18, 1996
Date

As sworn and subscribed to before me this 4 day of November of 1996.

Barbara Honohan

My Commission expires 3-19-97

BARBARA HONOHAN
MY COMMISSION # CC 269378
EXPIRES: March 19, 1997
Bonded Thru Notary Public Underwriters

EXHIBIT D-4

ESTIMATE OF CONTAINMENT CAPACITY OF CONTAINER AND TANK STORAGE AREAS

Secondary Containment Volume for the Waste Bulking and Unloading Area:

Calculation: (Total area - ramp) x 0.5 ft berm x ft^3/gal conversion

WBUA = [(36.0' + 50.5') x (11.5' + 35.33') - (36.0' x 11.5')] x 0.5' x 7.48 gal/$ft.^3$

WBUA = 13,603 gal.

Volume displaced by 18 pallets:

= 18 pallets x 7.69 gal/pallet = 138.4 gal.

Net secondary containment volume for proposed storage area
= 13,603 gallons – 138 gallons
= 13,465 gallons

This secondary containment capacity exceeds 10% of the container storage volume of 2,592 gallons (i.e., 0.1 x 25,920 gallons).

Secondary Containment Volume for the Drum Storage and Process Area 2:

Proposed container storage area within Drum Storage and Process Area 2:

The containment area is irregular in shape on the north side and the northeast corner. The approximate area of the entire Drum Storage and Process Area 2 is 80' x 85'.

Gross secondary containment volume for the proposed area using 3" deep containment
= [(80' x 85') – (49' x 24.42')] x 0.25' x 7.48 gal/ft^3
= 10,480 gallons

Volume displaced by 79 pallets:

= 66 pallets x 7.69 gal/pallet = 507.5 gal.

Net secondary containment volume for proposed storage area
= 10,480 gallons – 508 gallons
= 9,972 gallons

This secondary containment capacity exceeds 10% of the container storage volume of 4,092 gallons (i.e., 0.1 x 40,920 gallons).

Secondary Containment Volume for the Drum Storage Area 3 Unit:

The storage area can be divided as follows for the area calculations:

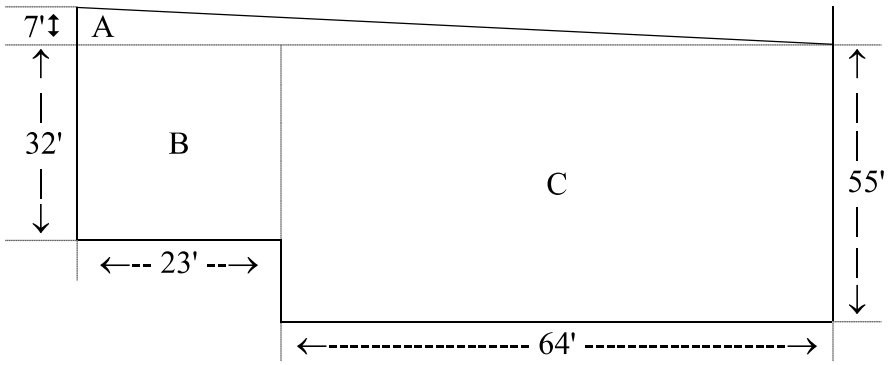

Section A area = ½ x 7' x (23' x 64') = 304 ft^2
Section B area = 32' x 23' = 736 ft^2
Section C area = 55' x 64' = 3,520 ft^2

Approximate area of the containment:
= (304 + 736 + 3,520) ft^2 = 4,560 ft^2

Gross containment volume:
= 0.5' (curb height) x 4,560 ft^2 x 7.48 gal/ft^3 = 17,054 gallons

Volume displaced by pallets:
= 104 pallets x 7.69 gal/pallet = 800 gallons

Net containment volume:
= 17,054 gallons – 800 gallons = 16,254 gallons

This containment volume exceeds the 10% of container storage capacity of 4,576 gallons (i.e., 0.1 x 45,760 gallons).

Secondary Containment Volume for the Waste Solidification and Stabilization Storage Area

The secondary containment volume was calculated by dividing the area into three sections. A side view showing the logic of this calculation is shown below.

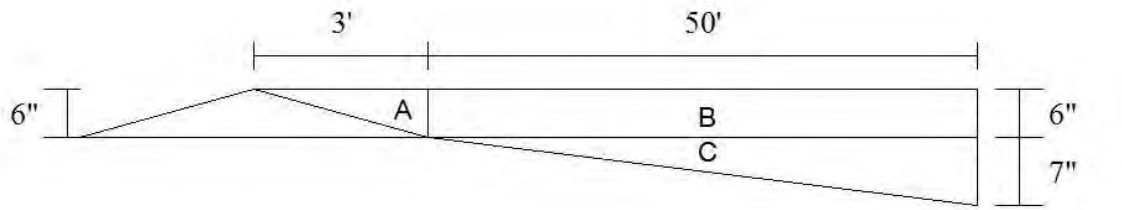

Section A volume = ½ x 3' x 0.5' x 25' = 19 ft^3
Section B volume = 50' x 6"x 25' = 625 ft^3
Section C volume = ½ x 50' x 7" x 25' = 365 ft^3

Approximate volume of the containment:
= (19 + 625 + 365) ft^3 = 1,009 ft^3
= 1009 ft^3 x 7.48 gal/ft^3 = 7,547 gallons

This containment volume meets the secondary containment requirement, as this volume is larger than 6,000 gallons, the volume of the largest container/tanker.

BULK STORAGE TANK FARM DIMENSIONS

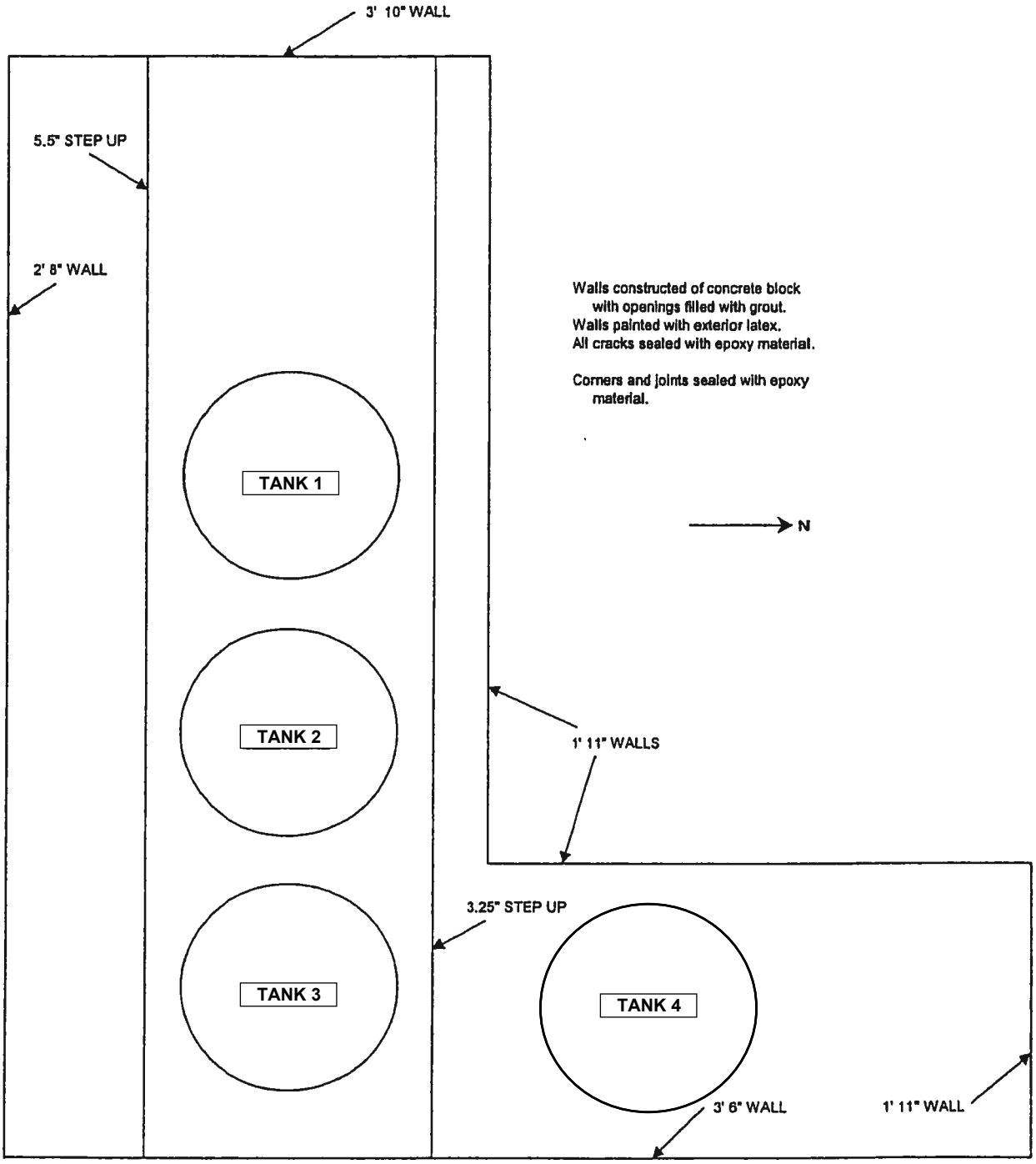

BULK STORAGE TANK FARM SECONDARY CONTAINMENT VOLUME CALCULATION

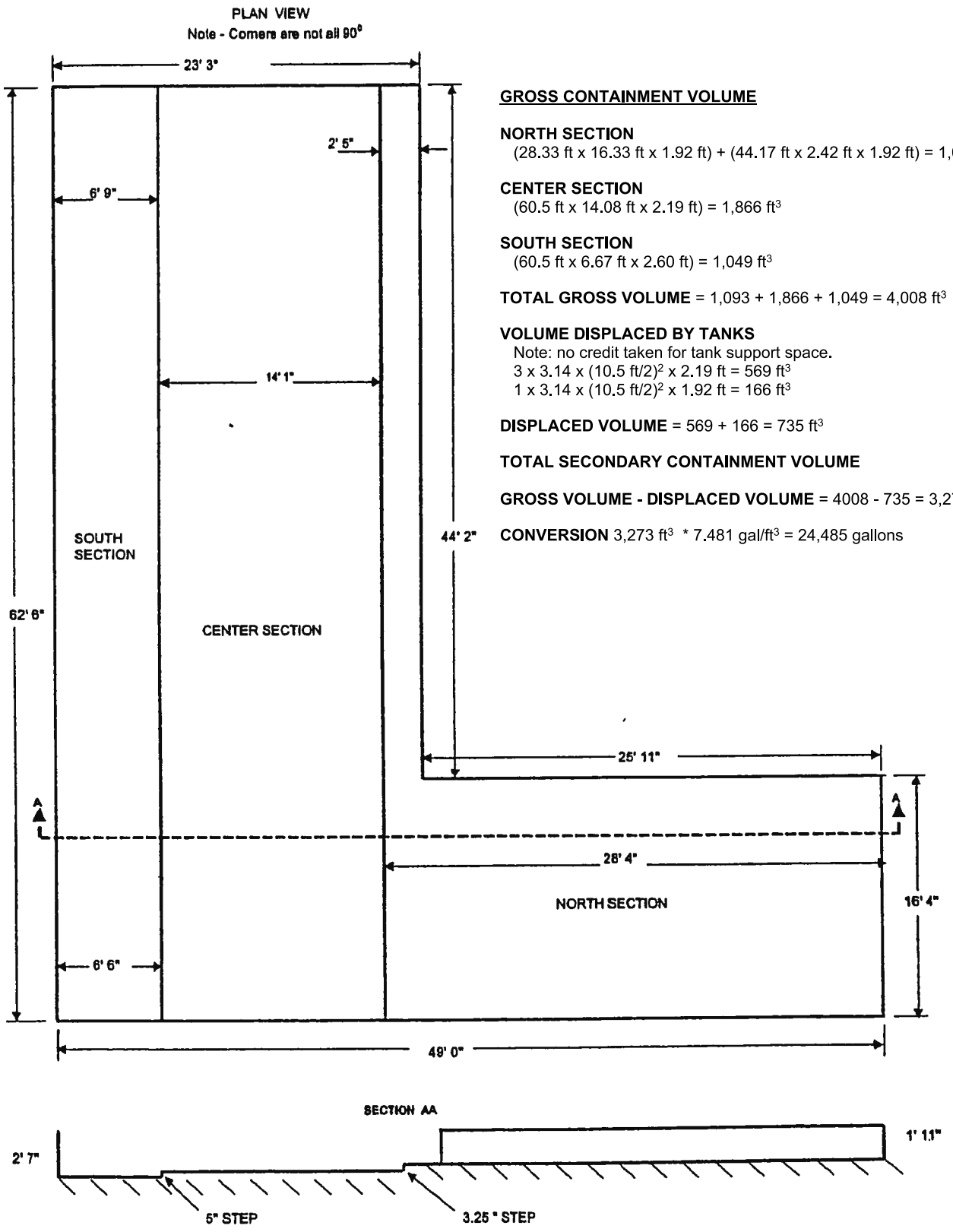

GROSS CONTAINMENT VOLUME

NORTH SECTION
(28.33 ft x 16.33 ft x 1.92 ft) + (44.17 ft x 2.42 ft x 1.92 ft) = 1,093 ft^3

CENTER SECTION
(60.5 ft x 14.08 ft x 2.19 ft) = 1,866 ft^3

SOUTH SECTION
(60.5 ft x 6.67 ft x 2.60 ft) = 1,049 ft^3

TOTAL GROSS VOLUME = 1,093 + 1,866 + 1,049 = 4,008 ft^3

VOLUME DISPLACED BY TANKS
Note: no credit taken for tank support space.
3 x 3.14 x (10.5 ft/2)^2 x 2.19 ft = 569 ft^3
1 x 3.14 x (10.5 ft/2)^2 x 1.92 ft = 166 ft^3

DISPLACED VOLUME = 569 + 166 = 735 ft^3

TOTAL SECONDARY CONTAINMENT VOLUME

GROSS VOLUME - DISPLACED VOLUME = 4008 - 735 = 3,273 ft^3

CONVERSION 3,273 ft^3 * 7.481 gal/ft^3 = 24,485 gallons

EXHIBIT D-5

PROPOSED TANK SPECIFICATIONS

EXHIBIT D-5
PROPOSED TANK, CAPACITY, DIMENSIONS, AND PLATE THICKNESS
PERMA-FIX OF SOUTH GEORGIA, INC.
VALDOSTA, GA

Tank	Capacity (gal)	Height (ft)	Diameter (ft)	Top Head Plate Thickness (Typ) (in)	Shell Ring(s) Plate Thickness (Typ) (in)		Bottom Head Plate Thickness (Typ) (in)	Shell Material
					Lowest	Upper		
1	20000	23.7-32.0	10.5-12.0	0.1875	0.25	0.1875	0.25	UL-142 Carbon Steel
2	20000	23.7-32.0	10.5-12.0	0.1875	0.25	0.1875	0.25	UL-142 Carbon Steel
3	20000	23.7-32.0	10.5-12.0	0.1875	0.25	0.1875	0.25	UL-142 Carbon Steel
4	20000	23.7-32.0	10.5-12.0	0.1875	0.25	0.1875	0.25	UL-142 Stainless Steel

Modern Welding Co. of Georgia, Inc.
300 Prep Phillips Drive
P.O. Box 10067 (30903)
Augusta GA 30901

Phone: 706-722-3411
Fax: 706-724-8133

Quote Number: 12125

QUOTE

Quote To Customer No.: 140000010

Cash Invoice
0 United States

Ship to:
KEVIN SCHMUGGEROW
PERMAFIX ENVIRONMENTAL SERVICES
kevin.schmuggerow@perma-fix.com
404-989-1665

VALDOSTA, GA

Date Quoted: 10/12/2023
Expires: 10/22/2023

Sales Person: Jimmy Culpepper (706) 722-3411
Email: jculpepper@modweldco.com

Line	Part	Description
1	080-126-20000	Modern Quality Single Wall, Vertical; Aboveground Storage Tank; Built to UL142, Specifications and so labeled.

20,000 Gallon Vertical SINGLE Wall Mild Steel Storage Tank
(10'-6" OD x 32'-0" Straight Side)
Pricing Includes: Cone roof, Flat Bottom, (8) anchor clips, lifting lugs,
*(1) 24" Roof Manway, (1) 24" Below liquid level shell manway (1) E-Vent***
(1) 8" 150# RFSO roof opening , (16) 3" 150# RFSO roof and shell openings ,
(8) clips to mount catwalks and ladders, Catwalks and ladders supplied by others.
Tank external will be painted with DTM Carboline / Carbothane 8845 (White)

***The Emergency Vent is the only equipment included in this tank price*

****PLEASE NOTE: Freight is NOT inlcuded in this Tank Price***

***Estimated freight to Valdosta, Ga..... $3,000.00 / each tank*

Quantity	Unit Price	Net Price
4.00 Each	66,833.00 /1	267,332.00

Line	Part	Description
2	080-126-15000	Modern Quality Single Wall, Vertical; Aboveground Storage Tank; Built to UL142, Specifications and so labeled.

16,000 Gallon Vertical SINGLE Wall Mild Steel Storage Tank
(10'-6" OD x 25'-0" Straight Side)
Pricing Includes: Cone roof, Flat Bottom, (8) anchor clips, lifting lugs,
*(1) 24" Roof Manway, (1) 24" Below liquid level shell manway (1) E-Vent** (2) 6" NPT openings, (3) 4" NPT openings,*
(1) 8" 150# RFSO roof opening , (16) 3" 150# RFSO roof and shell openings ,
(8) clips to mount catwalks and ladders, Catwalks and ladders supplied by others.
Tank external will be painted with DTM Carboline / Carbothane 8845

***The Emergency Vent is the only equipment included in this tank price*

****PLEASE NOTE: Freight is NOT inlcuded in this Tank Price***

***Estimated freight to Valdosta, Ga..... $3,000.00 / each tank*

This transaction is governed by Seller's Terms and Conditions of Sale attached hereto and/or located at the website indicated below. ANY ADDITIONAL AND/OR DIFFERENT TERMS PROPOSED BY BUYER ARE DEEMED MATERIAL ALTERATIONS AND ARE HEREBY EXPRESSLY REJECTED.
Seller's website: https://www.modweldco.com/terms-and-conditions-of-sale

Modern Welding Co. of Georgia, Inc.
300 Prep Phillips Drive
P.O. Box 10067 (30903)
Augusta GA 30901

Phone: 706-722-3411
Fax: 706-724-8133

Quote Number: 12125

QUOTE

Quantity	Unit Price	Net Price
4.00 Each	62,123.00 /1	248,492.00

QUOTE - Miscellaneous Charge -	
Freight Sales	12,000.00
Freight Sales	12,000.00

Lead Time: *33-35 weeks A.R.A.D.*

OVERALL QUOTE TOTAL: 539,824.00

NOTES:
1. Modern Welding Company of AUGUSTA, Inc. terms, conditions and standard warranty are attached to or provided by internet link (https://www.modweldco.com/terms-and-conditions-of-sale) as part of this proposal and will apply to any order resulting from this quotation unless otherwise agreed to in writing by both Buyer and Modern Welding Company of AUGUSTA, Inc. Customer terms and conditions will not be considered for standard products (UL1746, UL142, UL2085, etc) routinely manufactured by Modern Welding Company of AUGUSTA, Inc.
2. Quotation does not include applicable federal, state, or local taxes or permit fees.
3. Price and delivery based on use of import and domestic materials.
4. Price and delivery are based on information/data provided by Buyer at time of inquiry and are subject to change based on final design and/or required conformance with information/data not provided by Buyer at time of inquiry.
5. Seller warrants that the goods will be manufactured in compliance with applicable industry construction codes (ASME, API, UL standards).
6. A 30% deposit is required for all orders. A 50% deposit is required for all orders for stainless fabrication. Unless otherwise agreed to in writing, 50% will be invoiced at completion of fabrication; remaining balance including changes will be invoiced at shipment unless otherwise agreed to in writing. Fabricated equipment remaining on Modern Welding past quoted delivery will be subject to Article 17 of Modern Welding Company terms and conditions. Credit is subject to approval.
7. Quote is valid for 7 days from date of quote unless otherwise stated.
8. Freight estimates are estimates only. Final freight pricing subject to adjustment at time of shipment.
9. Due to current industry volatility the pricing and delivery lead time offered in this quotation are subject to review at time of order placement; release to procure major materials; and/or final drawing approval. Deposits are required to enter any order and NOT a guarantee to hold material prices.

Note that freight is not included in the tank price and is broken out as a budget quote that may be adjusted and will be invoiced at the time of delivery.

This transaction is governed by Seller's Terms and Conditions of Sale attached hereto and/or located at the website indicated below. ANY ADDITIONAL AND/OR DIFFERENT TERMS PROPOSED BY BUYER ARE DEEMED MATERIAL ALTERATIONS AND ARE HEREBY EXPRESSLY REJECTED.
Seller's website: https://www.modweldco.com/terms-and-conditions-of-sale

VERTICAL ABOVEGROUND SINGLE WALL STORAGE TANKS

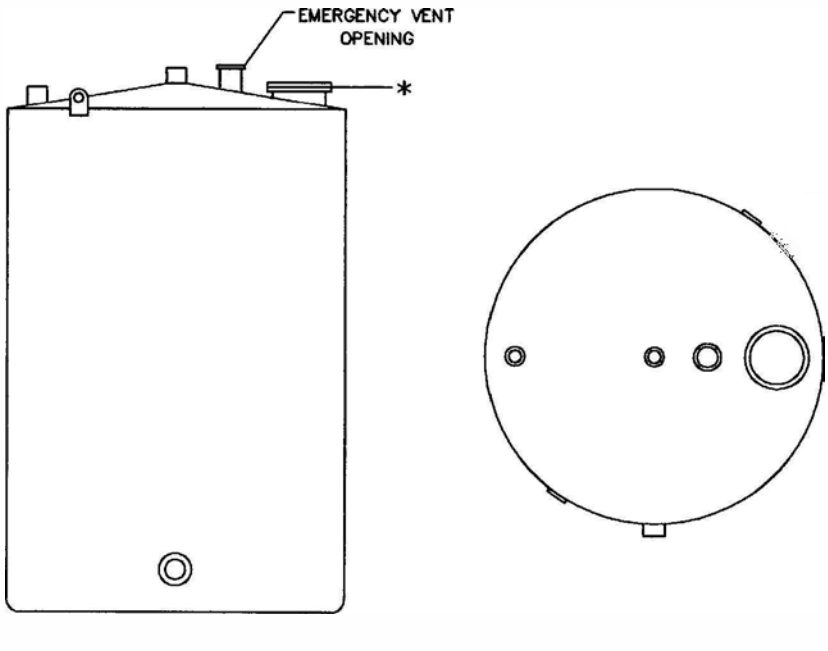

APPROX. CAPACITY (GALLONS)	NOM. DIAMETER	NOM. SHELL HEIGHT
560	48"	6'-0"
1,000	64"	6'-0"
2,000	64"	12'-0"
3,000	96"	8'-0"
4,000	96"	10'-8"
6,000	96"	16'-0"
6,000	120"	10'-3"
8,000	120"	13'-8"
10,000	120"	17'-0"
12,000	120"	20'-6"
15,000	126"	23'-2"
15,000	144"	17'-9"
16,500	120"	28'-0"
20,000	144"	23'-8"
24,500	144"	29'-0"
29,600	144"	35'-0"

Tank lengths listed above are based on nominal tank dimensions.
Overall tank lengths will vary during actual manufacturing.

STANDARD SPECIFICATIONS

- Built per UL 142 and tanks will bear the UL label.
- Modern's standard opening locations and two (2) lifting lugs.
- Exterior coated with one (1) coat of standard shop primer and not blast cleaned.
- Check with Modern for type of Emergency Vent Opening supplied.
- Other exterior and interior coating systems available upon request.
- Other tank sizes available upon request.

© Copyright Modern Welding Company 12/02

EXHIBIT D-6

SUBPART BB MONITORING PROGRAM MANUAL

SUBPART BB AND SUBPART V MONITORING PROGRAM MANUAL

TABLE OF CONTENTS

Section No.	Section Name	Page No.
1.0	INTRODUCTION	1
2.0	REQUIREMENTS OVERVIEW	1
3.0	APPLICABILITY	1
4.0	DEFINITIONS	1
5.0	EQUIPMENT TO BE MONITORED	3
6.0	FACILITY AREAS TO BE MONITORED	3
7.0	MONITORING POINTS	3
8.0	MONITORING METHODS	7
9.0	MONITORING RESULTS	7
10.0	MONITORING PROGRAM	8
11.0	RECORDKEEPING	9
12.0	LABELING OF LEAKING MONITORING POINTS	10
13.0	REPORTING	11
14.0	GAS INDICATOR INSTRUMENT	12

TABLE OF FIGURES

Figure No.	Figure Name	Page No.
1	FACILITY MONITORING AREAS	4
2	TANK FARM AND WASTE BULKING & UNLOADING AREA	5
3	DRUM STORAGE AND PROCESS AREA	6

TABLE OF EXHIBITS

Exhibit No.	Exhibit Name
1	EQUIPMENT COMPLIANCE SUMMARY AND MONITORING LOG
2	LEAK REPAIR LOG
3	GAS INDICATOR INSTRUMENT LOG

TABLE OF ATTACHMENTS

Attachment No.	Attachment Name
1	REGULATIONS IN 40 CFR PART 264, SUBPART BB
2	REGULATIONS IN 40 CFR PART 61, SUBPART V
3	REFERENCE METHOD 21, 40 CFR PART 60, APPENDIX A
4	INSTRUCTION MANUAL OF GAS INDICATOR INSTRUMENT

1.0 INTRODUCTION

The intent of this manual is to help facility operators understand the requirements of a regulation that affects permitted hazardous waste facilities. A copy of the regulation in question is included in Attachment 1. The manual also includes diagrams and logs necessary to implement a program designed to comply with the regulation.

2.0 REQUIREMENTS OVERVIEW

Regulations in the 40 CFR Part 264, Subpart BB - Air Emission Standards for Equipment Leaks, and 40 CFR Part 61, Subpart V – National Emission Standard for Equipment Leaks (Fugitive Emission Sources) require that hazardous waste facilities implement a program to monitor for fugitive emissions. These requirements apply to specific types of equipment that manage a certain type of waste. Equipment subject to this monitoring program has to be properly identified, labeled, and recorded. The monitoring program consists of inspecting and testing the equipment to determine if fugitive emissions are present. The regulations require the implementation of a separate set of measures to repair the leak when inspection and test results detect fugitive emissions. Records of inspection, test, and repair must comply with specific requirements contained in the Subpart BB and Subpart V regulations.

3.0 APPLICABILITY

These regulations apply to permitted facilities that have equipment that is in contact with hazardous waste containing organic constituents or volatile hazardous air pollutant (VHAP) in concentrations of at least 10% by weight.

4.0 DEFINITIONS

Connector means flanged, screwed, welded, or other joined fittings used to connect two pipelines or a pipeline and a piece of equipment. For the purposes of reporting and recordkeeping, connector means flanged fittings that are not covered by insulation or other materials that prevent location of the fittings. *Because of this definition, Exhibit 1 of this manual identifies only flanges in the list of connectors that are subject to Subpart BB and Subpart V regulations.*

Control device means an enclosed combustion device; vapor recovery system, or flare. Any device the primary function of which is the recovery or capture of solvents or other organics for use, reuse, or sale (e.g., a primary condenser on a solvent recovery unit) is not a control device.

Equipment means each valve, pump, compressor, pressure relief device, sampling connection system, open-ended valve or line, or flange, and any control devices or systems required by this

subpart. *Exhibit 1 of this manual identifies all equipment (monitoring points) that are subject to Subpart BB and Subpart V regulations.*

First attempt at repair means to take rapid action for the purpose of stopping or reducing leakage of organic material to the atmosphere using best practices.

In gas/vapor service means that the piece of equipment contains or contacts a hazardous waste stream that is in the gaseous state at operating conditions. *Exhibit 1 of this manual identifies equipment (monitoring points) in vapor service subject to Subpart BB and Subpart V.*

In heavy liquid service means that the piece of equipment is not in gas/vapor service or in light liquid service. *The facility does not have equipment in heavy liquid service subject to Subpart BB regulations.*

In light liquid service means that the piece of equipment contains or contacts a waste stream where the vapor pressure of one or more of the organic components in the stream is greater than 0.3 kilopascals (kPa) at 20°C, the total concentration of the pure organic components having a vapor pressure greater than 0.3 kilopascals (kPa) at 20°C is equal to or greater than 20 percent by weight, and the fluid is a liquid at operating conditions. *Exhibit 1 of this manual identifies equipment (monitoring points) in light liquid service that are subject to Subpart BB.*

In liquid service means that the piece of equipment is not in gas/vapor service. *Exhibit 1 of this manual identifies equipment (monitoring points) in light liquid service that are subject to Subpart V. All equipment in this facility that are in liquid service are in light liquid service.*

In VHAP service means that the piece of equipment either contains a fluid (liquid or gas) that is at least 10 percent by weight a volatile hazardous air pollutant (VHAP) as determined according to the provisions of 61.245(d) of Subpart V. *Exhibit 1 of this manual identifies equipment (monitoring points) in VHAP service that are subject to Subpart V.*

Open-ended valve or line means any valve, except for pressure relief valves, having one side of the valve seat in contact with process fluid and one side open to atmosphere, either directly or through open piping.

Pressure release means the emission of materials resulting from the system pressure being greater than the set pressure of the pressure relief device. *Exhibit 1 of this mamral identifies pressure relief devices in service at the facility that are subject to Subpart BB and Subpart V.*

Repaired means that equipment is adjusted, or otherwise altered, to eliminate a leak.

Volatile hazardous air pollutant or *VHAP* means a substance regulated under this part for which a standard for equipment leaks of the substance has been proposed and promulgated. Benzene is a VHAP. Vinyl chloride is a VHAP.

5.0 EQUIPMENT TO BE MONITORED

The types of equipment subject to the Subpart BB regulations are:

1. Pumps in light liquid service;
2. Valves in gas/vapor service or in light liquid service;
3. Flanges
4. Pressure relief devices in vapor service.

The types of equipment subject to the Subpart V regulations are:

1. Pumps;
2. Valves;
3. Pressure relief devices in vapor service.
4. Flanges

The regulations also include monitoring of compressors, sampling connection systems, and open-ended lines and valves. The facility does not operate a compressor that handles hazardous waste, and sampling systems are exempt because they do not need to be purged.

Open-ended lines and valves will comply with requirements that they be equipped with a cap, blind flange, or a second valve. Open-ended lines and valves do not have to be monitored for fugitive emissions if they comply with such requirements.

6.0 FACILITY AREAS TO BE MONITORED

Areas at the facility subject to the Subpart BB and Supbart V regulations are:

1. Bulk Storage Tank Farm;
2. Drum Storage and Process Areas; and,
3. Waste Building and Unloading Area.

The Bulk Storage Tank Farm, Drum Storage and Process Areas, and Waste Building and Unloading Area are shown on Figure 1, a map of the facility.

7.0 MONITORING POINTS

Equipment described in Section 5.0 that is located in the areas described in Section 6.0 has been identified. These identified monitoring points that are subject to Subpart BB and Subpart V are identified with a number beginning with the number 1.

Figures 2, 3, and 4 locate and identify the monitoring points subject to Subpart BB and Subpart V regulations. The numbers are stamped on stainless-steel plates and attached to the monitoring points in accordance with locations shown in the figures.

8.0 MONITORING METHODS

Subpart BB and Subpart V require the use of two methods to monitor equipment or components subject to the regulations. One of them consists of using an instrument that complies with Reference Method 21 found in 40 CFR Part 60 to detect leaks from fugitive emission sources. This monitoring method is specified in §264.1063 of Subpart BB and §61.245 of Subpart V, and is referenced in this manual as the test method. This method is utilized to detect leaks in pumps and valves in light liquid service, pressure relief devices in vapor service, and flanges and other connectors. A copy of Reference Method 21 is included in Attachment 2. An instruction manual containing the specifications of the instrument used to conduct monitoring by the test method is found in Attachment 3.

The regulations specify the use of visual, olfactory, or any other process that uses stimulation of the sense organs as the other monitoring method. This method is used to monitor for fugitive emissions in flanges and other connectors and to check for indications of liquid drippings from pump seals. This type of monitoring method is referenced in this manual as the inspection method.

9.0 MONITORING RESULTS

The regulations use different terms when they refer to results from monitoring conducted using one or another method. A positive test method result is indicated with the term "a leak is detected". The term "evidence of potential leak is found" is used to describe positive results for inspection methods.

The regulations specify that an instrument reading of 10,000 ppm or greater is enough to establish that fugitive emissions are present when the test method is used. The term used to describe the finding is "a leak is detected", as stated in the previous paragraph. Such a finding initiates the implementation of a set of measures designed to repair the leak.

As stated before, positive results from monitoring equipment or components using the inspection method is referenced in the regulations as "evidence of potential leak is found". The type of measures initiated by such results varies depending on the type of equipment or component being monitored. Measures to repair the leak must be implemented when liquid drippings from pump seals are discovered by visual inspection measures. The regulations require additional monitoring using the test method when evidence of potential leak is found in flanges.

10.0 MONITORING PROGRAM

A monitoring program designed to comply with regulations in Subpart BB and Subpart V is summarized below.

I. Pumps in light liquid service.-
- A. Monitor monthly by testing: a leak is detected when instrument reads ≥10,000 ppm.
- B. Monitor weekly by visual inspection: a leak is detected when liquid drips from seal.
- C. Conduct first attempt to repair: not later than 5 days after detection date.
- D. Complete repair (test result: <10,000 ppm): within 15 days after detection date.

II. Open-ended valves and lines.-
- A. Close with a cap, blind flange, plug, or a second valve (no monitoring required).

III. Valves in light liquid service.-
- A. Monitor monthly by testing: a leak is detected when instrument reads ≥10,000 ppm
- B. When a leak is not detected for 2 consecutive months, monitoring may continue the first month of every succeeding quarter, beginning with the next quarter, until a leak is detected. Once a leak is detected, the valve shall be monitored monthly until a leak is not detected for two (2) consecutive months.
- C. Conduct first attempt to repair: not later than 5 days after detection date (repair attempts should include, but are not limited to, tightening or replacing bonnet bolts, tightening of packing gland nuts, and injection of lubricant into lubricated packing).
- D. Complete repair (test result: <10,000 ppm): within 15 days after detection date.

IV. Flanges and other connectors.-
- A. Monitor weekly by inspection: check for evidence of potential leaks. If a potential leak is found the operator shall eliminate the visual, audible, olfactory, or other indication of the potential leak.
- B. Monitor by testing within 5 days after evidence of potential leak is found: a leak is detected when instrument reads ≥ 10,000 ppm.
- C. Conduct first attempt to repair: not later than 5 days after detection date.
- D. Complete repair (test result: <10,000 ppm): within 15 days after detection date.

V. Pressure relief devices in vapor service.-
- A. A pressure relief device in vapor service shall be operated with no detectable emissions, as measured by the method specified in Subpart BB §264.1063(c) and Subpart V §61.245(c) (when tested in compliance with Reference Method 21 and results show an instrument reading of less than 500 ppm above background).
- B. After each pressure relief: as soon as practicable, but not later than 5 days after the pressure relief, return device to a condition of no detectable emissions.

C. Monitor by testing within 5 days after each pressure relief: to ensure that the device meets the condition of no detectable emission.

11.0 RECORDKEEPING

The facility is required to keep a list of the equipment subject to the Subpart BB and Subpart V regulations and records of monitoring results and repair events for leaking equipment. A recordkeeping system designed to comply with the requirements has been implemented. The system consists of two separate logs that include all the provisions listed in the regulations. Information contained in this manual is also used to comply with the recordkeeping requirements.

One of the logs used to comply with the requirements is the Equipment Compliance Summary and Monitoring Log Sheet (ECSML) and the other is the Leak Repair Log Sheet (LRL). A copy of the ECSML and the LRL is included in Exhibit 1 and 2, respectively. Subpart BB and Subpart V regulations require to keep records for each equipment subject to the monitoring and repair requirements as described below.

Information that must be kept in the facility operating record:

I. The equipment identification number and hazardous waste management unit identification: Both pieces of information are provided in the 1st and 2nd columns of the ECSML, respectively (the 1st column is the one at the left-hand side of the log).
II. Approximate locations within the facility: This information is provided in Figure 1 of this manual.
III. Type of equipment: The type of equipment is identified the 3rd column of the ECSML.
IV. Percent-by-weight of total organics in the hazardous waste stream at the equipment: A note at the top of the ECSML states that the total organics concentration in the hazardous waste stream is greater than 10%.
V. Hazardous waste state at the equipment: A note at the top of the ECSML states that the equipment is in light liquid service.
VI. Method of compliance with the standard: A note at the top of the ECSML states that the equipment is subject to the monthly leak detection and repair compliance method.

The following information must be recorded in an inspection log and kept in the facility operating record for each leak detected as specified in the monitoring program:

I. The instrument and operator identification numbers and the equipment identification number: The operator name and the instrument and equipment identification number are recorded in blank spaces reserved for such purpose on a line at the top of the ECSML.
II. The date evidence of a potential leak was found in accordance with §264.1058(a): The date evidence of a potential leak was found is recorded with the date entered on a line at the top of the ECSML and a check mark entered in the 7th column of the ECSML.
III. The date the leak was detected and the dates of each attempt to repair the leak: The date the leak is detected is recorded in the with the date entered on a line at the top of the

ECSML and a check mark entered in the 10th column of the ECSML., and the dates of each attempt to repair the leak are recorded in the 3rd column of the LRL.

IV. Repair methods applied in each attempt to repair the leak: The repair methods applied in each attempt to repair the leak are recorded in the 4th column of the LRL.

V. "Above 10,000" if the maximum instrument reading measured by the methods specified in §264.1063(b) and §61.245(a) after each repair attempt is equal to or greater than 10,000 ppm: A note at the top of the LRL states that a repair is complete when the maximum instrument reading measured by the methods specified in §264.1063(b) after the repair attempt is equal to or greater than 10,000 ppm.

VI. "Repair delayed" and the reason for the delay if a leak is not repaired within 15 calendar days after discovery of the leak: A reason for the delay if a leak is not repaired within 15 calendar days after discovery of the leak is provided in the 4th column of the LRL.

VII. Documentation supporting the delay of repair of a valve in compliance with §264.1059(e): Documentation supporting the delay of repair of a valve will be attached to the LRL for the monitoring point in question, if the cause of the delay is in accordance with §264.1059(c).

VII. The signature of the owner or operator (or designate) whose decision it was that repair could not be effected without hazardous waste management unit shutdown: The signature of the owner or operator (or designate) who made such decision is recorded in the 9th column of the LRL.

IX. The expected date of successful repair of the leak if a leak is not repaired within 15 calendar days: The expected date of successful repair of the leak if it is not repaired within 15 calendar days is recorded in the 8th column of the LRI,.

X. Dates of process unit shutdowns that may have occurred while the equipment is unrepaired. The dates are recorded in the 10th column of the LRL.

XI. The date of successful repair of the leak: The date of successful repair of the leak is recorded in the 7th column of the LRL.

These records (ECSML and LRL) must be kept for 3 years

12.0 LABELING OF LEAKING MONITORING POINTS

The facility is required to label monitoring points where a leak has been detected. Labeling requirements to which the facility will comply in the event a leak is detected in a monitoring point are listed below.

I. A weatherproof and readily visible identification marked with the equipment identification number; the date evidence of a potential leak was found in accordance with §264,1058(a), and the date the leak was detected will be attached to the leaking equipment.

II. The identification on equipment, except on a valve, will be removed only after it has been repaired.

III. The identification on a valve will be removed only after it has been monitored for 2 successive months as specified in §264.1057(c) and §61.242-7, and no leak has been detected during those 2 months.

13.0 REPORTING

Subpart BB: A semiannual report will be provided to the Environmental Protection Division (EPD) by the dates specified by the state agency. The report will include the following information:

I. The EPA ID number, name and address of the facility.
II. For each month during the semiannual period:
   A. The monitoring point code of each valve for which a leak was not repaired as required in §264.1057(d).
   B. The monitoring point code of each pump for which a leak was not repaired as required in §264.1052(c).
III. Dates of hazardous waste management units shutdowns that occurred within the semiannual reporting period.

A semiannual report for Subpart BB in accordance with stipulations stated in this section will not be submitted if none of the conditions described above are present during the reporting period.

Subpart V: A semiannual report will be provided to the Environmental Protection Division (EPD) by the dates specified by the state agency. The report will include the following information:

I. Process unit identification
II. For each month during the semiannual reporting period:
   A. Number of valves for which leaks were detected as described in §61.242–7(b) of §61.243–2.
   B. Number of valves for which leaks were not repaired as required in §61.242–7(d).
   C. Number of pumps for which leaks were detected as described in §61.242–2 (b) and (d)(6).
   D. Number of pumps for which leaks were not repaired as required in §61.242–2 (c) and (d)(6).
   E. The facts that explain any delay of repairs and, where appropriate, why a process unit shutdown was technically infeasible.
III. Dates of process unit shutdowns which occurred within the semiannual reporting period.
IV. Revisions to items reported if changes have occurred since the initial report or subsequent revisions to the initial report
V. The results of all performance tests and monitoring to determine compliance with no detectable emissions (pressure relief devices in gas/vapor service) conducted within the semiannual reporting period.

14.0 GAS INDICATOR INSTRUMENT

Monitoring tests are conducted with a gas indicator instrument that meets the performance criteria of Reference Method 21. Test methods and procedures comply with requirements stipulated in §264.1063. Calibration of the instrument is conducted in accordance with Reference Method 21 and instructions contained in the instrument manual included in Attachment 3. Information concerning instrument calibration events and results are recorded in the Gas Indicator Instrument Log sheet included in Exhibit 3.

WASTE PROCESS, STORAGE AND MANAGEMENT AREAS
FIGURE 1

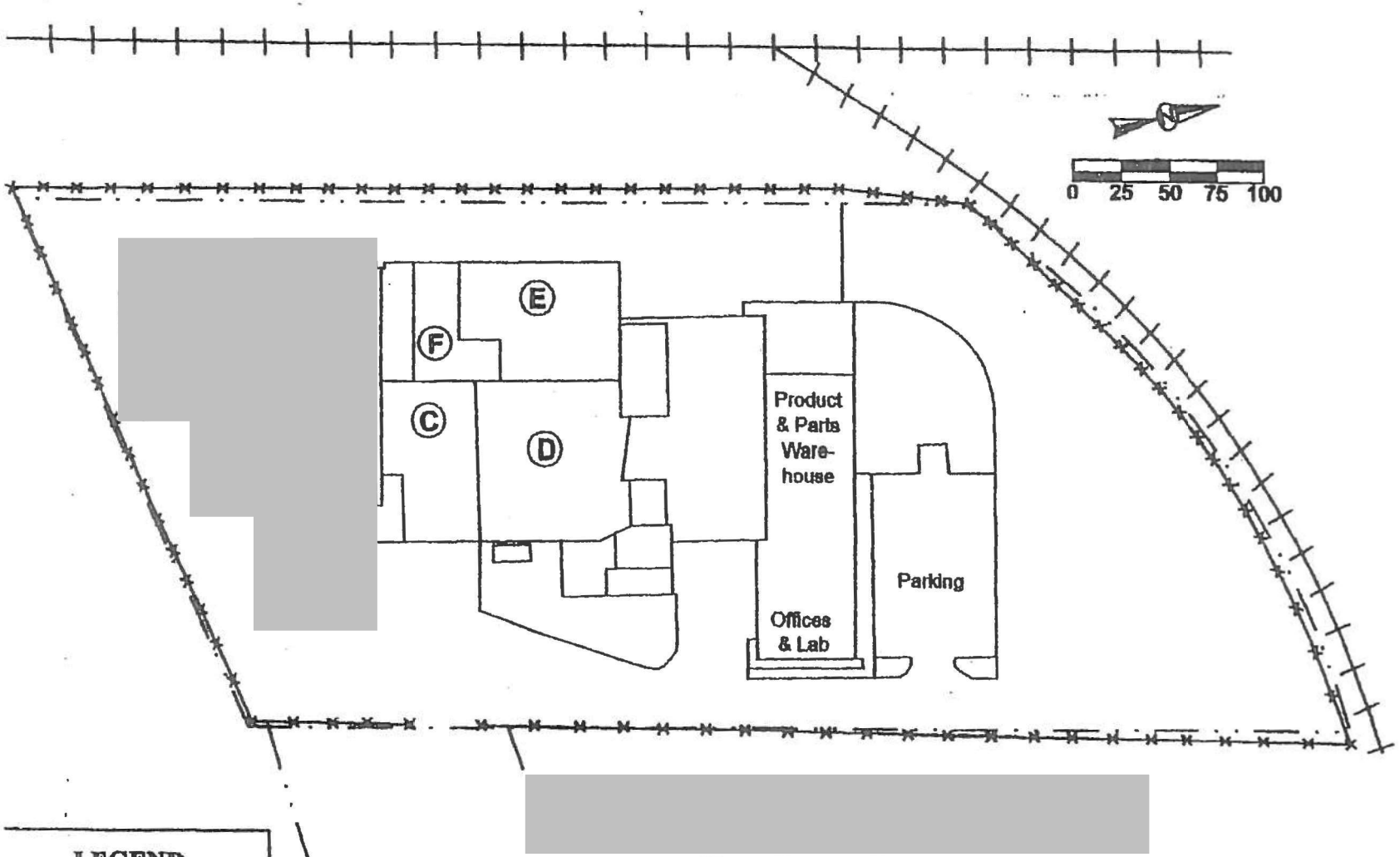

C - Waste Bulking and Unloading Area
D - Drum Storage and Process Area 2
E - Drum Storage Area 3

LEGEND

- Fence line
- Property line
- Rail line

C:\CCGIS\Graphics\2ogsite9.ai

Revision: 1
Date: 07/12/99
Page:

Perma-Fix of South Georgia, Inc.
Waste Process, Storage and Management Areas
Prepared by: A. Gonzalez
June 24, 1999
Dimensions in accordance with scale bar

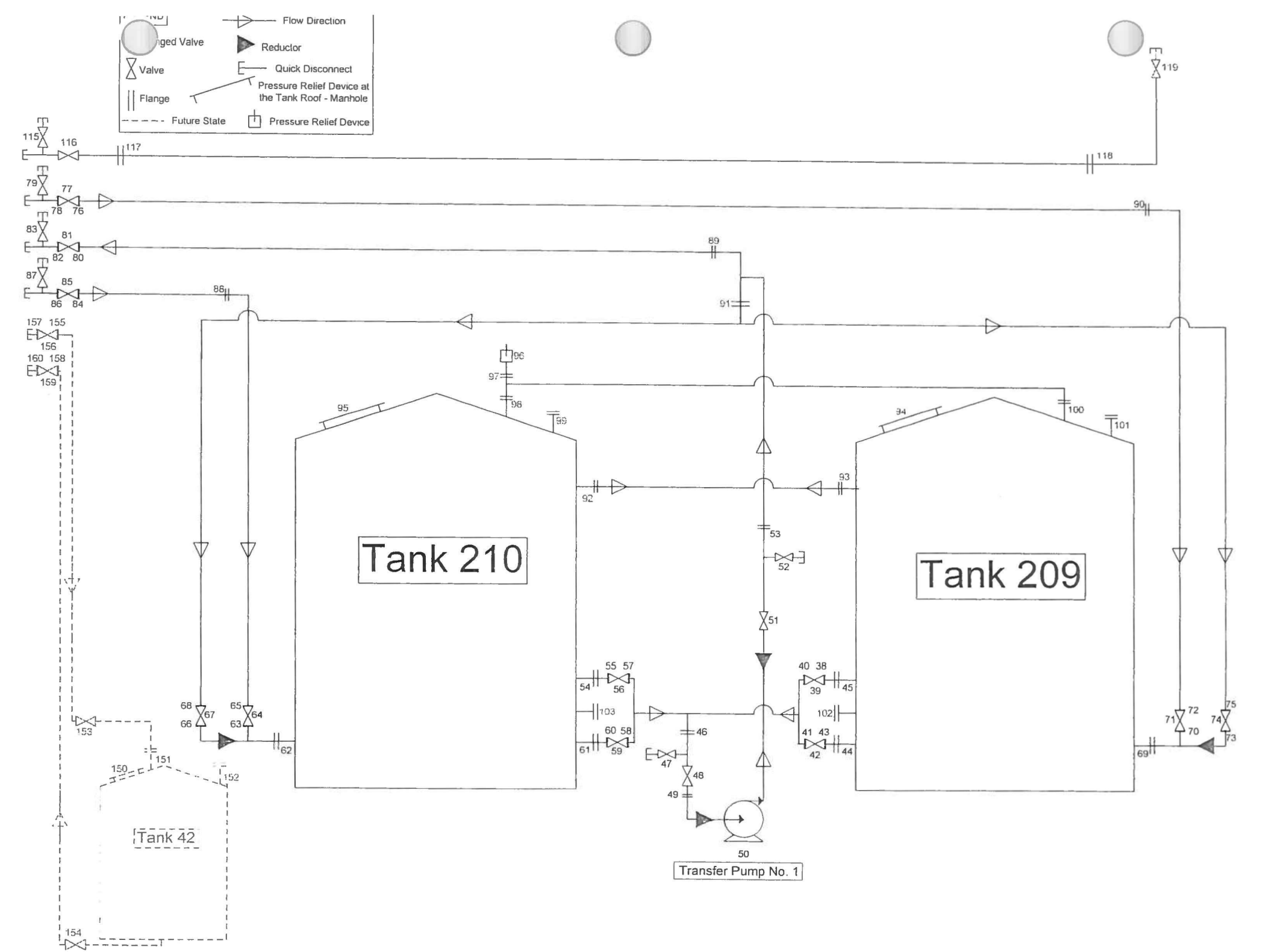
Flow Direction
Reductor
Quick Disconnect
Pressure Relief Device at the Tank Roof - Manhole
Pressure Relief Device
Valve
Flange
Future State
Tank 210
Tank 209
Tank 42
Transfer Pump No. 1

EXHIBIT 1
EQUIPMENT COMPLIANCE SUMMARY AND MONITORING LOG

Equipment Monitoring List - Summary

Monitoring Point ID#	Unit	Equipment Type	Hazardous Waste State	Subpart BB Service	Total orgaincs (% by weight)	Subpart V Service	Emission Limit (ppm)	Signature for No detectable Emissions
1	F3	Flange	Liquid	Light Liquid	at least 10%	Liquid, VHAP, VOC	10,000	X
39	Tank 209	Valve	Liquid	Light Liquid	at least 10%	Liquid, VHAP, VOC	10,000	X
40	Tank 209	Flange	Liquid	Light Liquid	at least 10%	Liquid, VHAP, VOC	10,000	X
41	Tank 209	Flange	Liquid	Light Liquid	at least 10%	Liquid, VHAP, VOC	10,000	X
42	Tank 209	Valve	Liquid	Light Liquid	at least 10%	Liquid, VHAP, VOC	10,000	X

Equipment Monitoring List - Summary

Monitoring Point ID#	Unit	Equipment Type	Hazardous Waste State	Subpart BB Service	Total orgaincs (% by weight)	Subpart V Service	Emission Limit (ppm)	Signature for No detectable Emissions
43	Tank 209	Flange	Liquid	Light Liquid	at least 10%	Liquid, VHAP, VOC	10,000	X
44	Tank 209	Flange	Liquid	Light Liquid	at least 10%	Liquid, VHAP, VOC	10,000	X
45	Tank 209	Flange	Liquid	Light Liquid	at least 10%	Liquid, VHAP, VOC	10,000	X
46	Pump	Flange	Liquid	Light Liquid	at least 10%	Liquid, VHAP, VOC	10,000	X
47	Pump	Valve	Liquid	Light Liquid	at least 10%	Liquid, VHAP, VOC	10,000	X
48	Pump	Valve	Liquid	Light Liquid	at least 10%	Liquid, VHAP, VOC	10,000	X
49	Pump	Flange	Liquid	Light Liquid	at least 10%	Liquid, VHAP, VOC	10,000	X
50	Pump	Pump	Liquid	Light Liquid	at least 10%	Liquid, VHAP, VOC	10,000	X
51	Pump	Valve	Liquid	Light Liquid	at least 10%	Liquid, VHAP, VOC	10,000	X
52	Pump	Valve	Liquid	Light Liquid	at least 10%	Liquid, VHAP, VOC	10,000	X
53	Pump	Flange	Liquid	Light Liquid	at least 10%	Liquid, VHAP, VOC	10,000	X
54	Tank 210	Flange	Liquid	Light Liquid	at least 10%	Liquid, VHAP, VOC	10,000	X
55	Tank 210	Flange	Liquid	Light Liquid	at least 10%	Liquid, VHAP, VOC	10,000	X
56	Tank 210	Valve	Liquid	Light Liquid	at least 10%	Liquid, VHAP, VOC	10,000	X
57	Tank 210	Flange	Liquid	Light Liquid	at least 10%	Liquid, VHAP, VOC	10,000	X
58	Tank 210	Flange	Liquid	Light Liquid	at least 10%	Liquid, VHAP, VOC	10,000	X
59	Tank 210	Valve	Liquid	Light Liquid	at least 10%	Liquid, VHAP, VOC	10,000	X
60	Tank 210	Flange	Liquid	Light Liquid	at least 10%	Liquid, VHAP, VOC	10,000	X
61	Tank 210	Flange	Liquid	Light Liquid	at least 10%	Liquid, VHAP, VOC	10,000	X
62	Tank 210	Flange	Liquid	Light Liquid	at least 10%	Liquid, VHAP, VOC	10,000	X
63	Tank 210	Flange	Liquid	Light Liquid	at least 10%	Liquid, VHAP, VOC	10,000	X
64	Tank 210	Valve	Liquid	Light Liquid	at least 10%	Liquid, VHAP, VOC	10,000	X
65	Tank 210	Flange	Liquid	Light Liquid	at least 10%	Liquid, VHAP, VOC	10,000	X
66	Tank 210	Flange	Liquid	Light Liquid	at least 10%	Liquid, VHAP, VOC	10,000	X
67	Tank 210	Valve	Liquid	Light Liquid	at least 10%	Liquid, VHAP, VOC	10,000	X
68	Tank 210	Flange	Liquid	Light Liquid	at least 10%	Liquid, VHAP, VOC	10,000	X
69	Tank 209	Flange	Liquid	Light Liquid	at least 10%	Liquid, VHAP, VOC	10,000	X
70	Tank 209	Flange	Liquid	Light Liquid	at least 10%	Liquid, VHAP, VOC	10,000	X
71	Tank 209	Valve	Liquid	Light Liquid	at least 10%	Liquid, VHAP, VOC	10,000	X
72	Tank 209	Flange	Liquid	Light Liquid	at least 10%	Liquid, VHAP, VOC	10,000	X
73	Tank 209	Flange	Liquid	Light Liquid	at least 10%	Liquid, VHAP, VOC	10,000	X
74	Tank 209	Valve	Liquid	Light Liquid	at least 10%	Liquid, VHAP, VOC	10,000	X
75	Tank 209	Flange	Liquid	Light Liquid	at least 10%	Liquid, VHAP, VOC	10,000	X
76	Unloading Area	Flange	Liquid	Light Liquid	at least 10%	Liquid, VHAP, VOC	10,000	X
77	Unloading Area	Valve	Liquid	Light Liquid	at least 10%	Liquid, VHAP, VOC	10,000	X
78	Unloading Area	Flange	Liquid	Light Liquid	at least 10%	Liquid, VHAP, VOC	10,000	X
79	Unloading Area	Valve	Liquid	Light Liquid	at least 10%	Liquid, VHAP, VOC	10,000	X
80	Unloading Area	Flange	Liquid	Light Liquid	at least 10%	Liquid, VHAP, VOC	10,000	X
81	Unloading Area	Valve	Liquid	Light Liquid	at least 10%	Liquid, VHAP, VOC	10,000	X
82	Unloading Area	Flange	Liquid	Light Liquid	at least 10%	Liquid, VHAP, VOC	10,000	X
83	Unloading Area	Valve	Liquid	Light Liquid	at least 10%	Liquid, VHAP, VOC	10,000	X
84	Unloading Area	Flange	Liquid	Light Liquid	at least 10%	Liquid, VHAP, VOC	10,000	X

Equipment Monitoring List - Summary

Monitoring Point ID#	Unit	Equipment Type	Hazardous Waste State	Subpart BB Service	Total orgaincs (% by weight)	Subpart V Service	Emission Limit (ppm)	Signature for No detectable Emissions
85	Unloading Area	Valve	Liquid	Light Liquid	at least 10%	Liquid, VHAP, VOC	10,000	X
86	Unloading Area	Flange	Liquid	Light Liquid	at least 10%	Liquid, VHAP, VOC	10,000	X
87	Unloading Area	Valve	Liquid	Light Liquid	at least 10%	Liquid, VHAP, VOC	10,000	X
88	Tanks	Flange	Liquid	Light Liquid	at least 10%	Liquid, VHAP, VOC	10,000	X
89	Tanks	Flange	Liquid	Light Liquid	at least 10%	Liquid, VHAP, VOC	10,000	X
90	Tanks	Flange	Liquid	Light Liquid	at least 10%	Liquid, VHAP, VOC	10,000	X
91	Tanks	Flange	Liquid	Light Liquid	at least 10%	Liquid, VHAP, VOC	10,000	X
92	Tanks	Flange	Liquid	Light Liquid	at least 10%	Liquid, VHAP, VOC	10,000	X
93	Tanks	Flange	Liquid	Light Liquid	at least 10%	Liquid, VHAP, VOC	10,000	X
94	Tank 209	Pressure Relief	Vapor	Gas/Vapor	at least 10%	Vapor, VHAP, VOC	No Detectable Emissions, 500 above background	
95	Tank 210	Pressure Relief	Vapor	Gas/Vapor	at least 10%	Vapor, VHAP, VOC	No Detectable Emissions, 500 above background	
96	Tank 210	Pressure Relief	Vapor	Gas/Vapor	at least 10%	Vapor, VHAP, VOC	No Detectable Emissions, 500 above background	
97	Tank 210	Flange	Vapor	Gas/Vapor	at least 10%	Vapor, VHAP, VOC	10,000	X
98	Tank 210	Flange	Vapor	Gas/Vapor	at least 10%	Vapor, VHAP, VOC	10,000	X
99	Tank 210	Flange	Liquid	Light Liquid	at least 10%	Liquid, VHAP, VOC	10,000	X
100	Tank 209	Flange	Vapor	Gas/Vapor	at least 10%	Vapor, VHAP, VOC	10,000	X
101	Tank 209	Flange	Liquid	Light Liquid	at least 10%	Liquid, VHAP, VOC	10,000	X
102	Tank 209	Flange	Liquid	Light Liquid	at least 10%	Liquid, VHAP, VOC	10,000	X
103	Tank 210	Flange	Liquid	Light Liquid	at least 10%	Liquid, VHAP, VOC	10,000	X
115	Unloading Area	Valve	Liquid	Light Liquid	at least 10%	Liquid, VHAP, VOC	10,000	X
116	Unloading Area	Valve	Liquid	Light Liquid	at least 10%	Liquid, VHAP, VOC	10,000	X
117	Unloading Area	Flange	Liquid	Light Liquid	at least 10%	Liquid, VHAP, VOC	10,000	X
118	Tank Farm	Flange	Liquid	Light Liquid	at least 10%	Liquid, VHAP, VOC	10,000	X
119	Process Area	Valve	Liquid	Light Liquid	at least 10%	Liquid, VHAP, VOC	10,000	X
150 (proposed)	Tank 42	Pressure Relief	Vapor	Gas/Vapor	at least 10%	Vapor, VHAP, VOC	No Detectable Emissions, 500 above background	
151 (proposed)	Tank 42	Flange	Liquid	Light Liquid	at least 10%	Liquid, VHAP, VOC	10,000	X
152 (proposed)	Tank 42	Flange	Liquid	Light Liquid	at least 10%	Liquid, VHAP, VOC	10,000	X

Equipment Monitoring List - Summary

Monitoring Point ID#	Unit	Equipment Type	Hazardous Waste State	Subpart BB Service	Total orgaincs (% by weight)	Subpart V Service	Emission Limit (ppm)	Signature for No detectable Emissions
153 (proposed)	Tank 42	Valve	Liquid	Light Liquid	at least 10%	Liquid, VHAP, VOC	10,000	X
154 (proposed)	Tank 42	Valve	Liquid	Light Liquid	at least 10%	Liquid, VHAP, VOC	10,000	X
155 (proposed)	Unloading Area	Flange	Liquid	Light Liquid	at least 10%	Liquid, VHAP, VOC	10,000	X
156 (proposed)	Unloading Area	Valve	Liquid	Light Liquid	at least 10%	Liquid, VHAP, VOC	10,000	X
157 (proposed)	Unloading Area	Flange	Liquid	Light Liquid	at least 10%	Liquid, VHAP, VOC	10,000	X
158 (proposed)	Unloading Area	Flange	Liquid	Light Liquid	at least 10%	Liquid, VHAP, VOC	10,000	X
159 (proposed)	Unloading Area	Valve	Liquid	Light Liquid	at least 10%	Liquid, VHAP, VOC	10,000	X
160 (proposed)	Unloading Area	Flange	Liquid	Light Liquid	at least 10%	Liquid, VHAP, VOC	10,000	X

EQUIPMENT COMPLIANCE SUMMARY AND MONITORING LOG SHEET

Inspector Name: _____ **Inspector Signature**: _____ **Instrument ID #**: _____ **Date**: _____

Equimpent listed in this table is subject to the monthly leak detection and repair compliance method. Monitoring by testing means in accordance with S 264.1063(b), S 61.245(b), and by inspection by visual, olfactory, audible, or other method.

Background level measured: _____ . **Maximum reading during the monitoring test conducted on pressure relief devices**: _____.

Monitoring Point ID#	Unit	Equipment Type	Inspection Frequency	Testing Frequency	Potential Leak Evidence Found		Test by	Leak Detected		Repair by
					No	Yes	Date	No	Yes	Date
[redacted]										
119	Process Area	Valve	N/A	Monthly	N/A	N/A	N/A			
46	Pump	Flange	Weekly	N/A						
49	Pump	Flange	Weekly	N/A						
53	Pump	Flange	Weekly	N/A						
50	Pump	Pump	Weekly	Monthly	N/A	N/A	N/A			
47	Pump	Valve	N/A	Monthly	N/A	N/A	N/A			
48	Pump	Valve	N/A	Monthly	N/A	N/A	N/A			
51	Pump	Valve	N/A	Monthly	N/A	N/A	N/A			
52	Pump	Valve	N/A	Monthly	N/A	N/A	N/A			
29	Strainer	Flange	Weekly	N/A						
31	Strainer	Flange	Weekly	N/A						

EXHIBIT 1

EQUIPMENT COMPLIANCE SUMMARY AND MONITORING LOG SHEET

Inspector Name: _____ **Inspector Signature**: _____ **Instrument ID #**: _____ **Date**: _____

Equimpent listed in this table is subject to the monthly leak detection and repair compliance method. Monitoring by testing means in accordance with S 264.1063(b), S 61.245(b), and by inspection by visual, olfactory, audible, or other method.

Background level measured: _____. **Maximum reading during the monitoring test conducted on pressure relief devices**: _____.

Monitoring Point ID#	Unit	Equipment Type	Inspection Frequency	Testing Frequency	Potential Leak Evidence Found		Test by	Leak Detected		Repair by
					No	Yes	Date	No	Yes	Date
33	Strainer	Flange	Weekly	N/A						
34	Strainer	Flange	Weekly	N/A						
36	Strainer	Flange	Weekly	N/A						
30	Strainer	Valve	N/A	Monthly	N/A	N/A	N/A			
32	Strainer	Valve	N/A	Monthly	N/A	N/A	N/A			
35	Strainer	Valve	N/A	Monthly	N/A	N/A	N/A			
112	Strainer	Valve	N/A	Monthly	N/A	N/A	N/A			
38	Tank 209	Flange	Weekly	N/A						
40	Tank 209	Flange	Weekly	N/A						
41	Tank 209	Flange	Weekly	N/A						
43	Tank 209	Flange	Weekly	N/A						
44	Tank 209	Flange	Weekly	N/A						
45	Tank 209	Flange	Weekly	N/A						
69	Tank 209	Flange	Weekly	N/A						
70	Tank 209	Flange	Weekly	N/A						
72	Tank 209	Flange	Weekly	N/A						
73	Tank 209	Flange	Weekly	N/A						
75	Tank 209	Flange	Weekly	N/A						
101	Tank 209	Flange	Weekly	N/A						
102	Tank 209	Flange	Weekly	N/A						
39	Tank 209	Valve	N/A	Monthly	N/A	N/A	N/A			
42	Tank 209	Valve	N/A	Monthly	N/A	N/A	N/A			
71	Tank 209	Valve	N/A	Monthly	N/A	N/A	N/A			
74	Tank 209	Valve	N/A	Monthly	N/A	N/A	N/A			
54	Tank 210	Flange	Weekly	N/A						

EXHIBIT 1

EQUIPMENT COMPLIANCE SUMMARY AND MONITORING LOG SHEET

Inspector Name: _____ **Inspector Signature:** _____ **Instrument ID #:** _____ **Date:** _____

Equimpent listed in this table is subject to the monthly leak detection and repair compliance method. Monitoring by testing means in accordance with S 264.1063(b), S 61.245(b), and by inspection by visual, olfactory, audible, or other method.

Background level measured: _____ . **Maximum reading during the monitoring test conducted on pressure relief devices:** _____.

Monitoring Point ID#	Unit	Equipment Type	Inspection Frequency	Testing Frequency	Potential Leak Evidence Found		Test by	Leak Detected		Repair by
					No	Yes	Date	No	Yes	Date
55	Tank 210	Flange	Weekly	N/A						
57	Tank 210	Flange	Weekly	N/A						
58	Tank 210	Flange	Weekly	N/A						
60	Tank 210	Flange	Weekly	N/A						
61	Tank 210	Flange	Weekly	N/A						
62	Tank 210	Flange	Weekly	N/A						
63	Tank 210	Flange	Weekly	N/A						
65	Tank 210	Flange	Weekly	N/A						
66	Tank 210	Flange	Weekly	N/A						
68	Tank 210	Flange	Weekly	N/A						
99	Tank 210	Flange	Weekly	N/A						
103	Tank 210	Flange	Weekly	N/A						
97	Tank 210	Flange	Weekly	N/A						
98	Tank 210	Flange	Weekly	N/A						
100	Tank 209	Flange	Weekly	N/A						
56	Tank 210	Valve	N/A	Monthly	N/A	N/A	N/A			
59	Tank 210	Valve	N/A	Monthly	N/A	N/A	N/A			
64	Tank 210	Valve	N/A	Monthly	N/A	N/A	N/A			
67	Tank 210	Valve	N/A	Monthly	N/A	N/A	N/A			
151 (proposed)	Tank 42	Flange	Weekly	N/A						
152 (proposed)	Tank 42	Flange	Weekly	N/A						
153 (proposed)	Tank 42	Valve	N/A	Monthly	N/A	N/A	N/A			
154 (proposed)	Tank 42	Valve	N/A	Monthly	N/A	N/A	N/A			
118	Tank Farm	Flange	Weekly	N/A						
88	Tanks	Flange	Weekly	N/A						

EXHIBIT 1

EQUIPMENT COMPLIANCE SUMMARY AND MONITORING LOG SHEET

Inspector Name: _____ **Inspector Signature:** _____ **Instrument ID #:** _____ **Date:** _____

Equimpent listed in this table is subject to the monthly leak detection and repair compliance method. Monitoring by testing means in accordance with S 264.1063(b), S 61.245(b), and by inspection by visual, olfactory, audible, or other method.

Background level measured: _____ . **Maximum reading during the monitoring test conducted on pressure relief devices:** _____.

Monitoring Point ID#	Unit	Equipment Type	Inspection Frequency	Testing Frequency	Potential Leak Evidence Found		Test by	Leak Detected		Repair by
					No	Yes	Date	No	Yes	Date
89	Tanks	Flange	Weekly	N/A						
90	Tanks	Flange	Weekly	N/A						
91	Tanks	Flange	Weekly	N/A						
92	Tanks	Flange	Weekly	N/A						
93	Tanks	Flange	Weekly	N/A						
76	Unloading Area	Flange	Weekly	N/A						
78	Unloading Area	Flange	Weekly	N/A						
80	Unloading Area	Flange	Weekly	N/A						
82	Unloading Area	Flange	Weekly	N/A						
84	Unloading Area	Flange	Weekly	N/A						
86	Unloading Area	Flange	Weekly	N/A						
117	Unloading Area	Flange	Weekly	N/A						
155 (proposed)	Unloading Area	Flange	Weekly	N/A						
157 (proposed)	Unloading Area	Flange	Weekly	N/A						
158 (proposed)	Unloading Area	Flange	Weekly	N/A						
160 (proposed)	Unloading Area	Flange	Weekly	N/A						
77	Unloading Area	Valve	N/A	Monthly	N/A	N/A	N/A			
79	Unloading Area	Valve	N/A	Monthly	N/A	N/A	N/A			
81	Unloading Area	Valve	N/A	Monthly	N/A	N/A	N/A			
83	Unloading Area	Valve	N/A	Monthly	N/A	N/A	N/A			
85	Unloading Area	Valve	N/A	Monthly	N/A	N/A	N/A			
87	Unloading Area	Valve	N/A	Monthly	N/A	N/A	N/A			
115	Unloading Area	Valve	N/A	Monthly	N/A	N/A	N/A			
116	Unloading Area	Valve	N/A	Monthly	N/A	N/A	N/A			
156 (proposed)	Unloading Area	Valve	N/A	Monthly	N/A	N/A	N/A			
159 (proposed)	Unloading Area	Valve	N/A	Monthly	N/A	N/A	N/A			

EXHIBIT 1

EQUIPMENT COMPLIANCE SUMMARY AND MONITORING LOG SHEET

Inspector Name: _____ **Inspector Signature**: _____ **Instrument ID #**: _____ **Date**: _____

Equimpent listed in this table is in vapor service and subject to the monthly leak detection and repair compliance method. Monitoring by testing means in accordance with S 264.1063(c), S 61.245(c) no detectable emissions, and by inspection by visual, olfactory, audible, or other method.

Background level measured: _____ . **Maximum reading during the monitoring test conducted on pressure relief devices**: _____.

Monitoring Point ID#	Unit	Equipment Type	Inspection Frequency	Testing Frequency	Potential Leak Evidence Found		Test by	Leak Detected		Repair by
					No	Yes	Date	No	Yes	Date
94	Tank 209	Pressure Relief	N/A	After Oper.	N/A	N/A	N/A			
95	Tank 210	Pressure Relief	N/A	After Oper.	N/A	N/A	N/A			
96	Tank 210	Pressure Relief	N/A	After Oper.	N/A	N/A	N/A			
150 (proposed)	Tank 42	Pressure Relief	N/A	After Oper.	N/A	N/A	N/A			

EXHIBIT 1

EXHIBIT 2
LEAK REPAIR LOG

LEAK REPAIR LOG SHEET

Note: Another attempt to repair is required if the instrument reads above 10,000 ppm when testing a monitoring point after the repair attempt.

Monitoring Point ID#	Repair Attempt No.	Date	Description of Repair, Operator Name, and Reason for a "Repair delayed" if a leak cannot be repaired within 15 days of discovery	Repair Completion Date	Instrument Reads "Above 10,000"?		Date for Next Attempt to Repair	Signature of "No shutdown" Decision maker	Shutdown Dates
					Yes	No / Date			

EXHIBIT 2

LEAK REPAIR LOG SHEET - No Detectable Emissions for Presure relief devices in vapor service

Note: Another attempt to repair is required if the instrument reads 500 ppm above background when testing a monitoring point after the repair attempt.

Monitoring Point ID#	Repair Attempt No.	Date	Description of Repair, Operator Name, and Reason for a "Repair delayed" if a leak cannot be repaired within 5 days of discovery	Repair Completion Date	Instrument Reads "500 above background"?		Date for Next Attempt to Repair	Signature of "No shutdown" Decision maker	Shutdown Dates
					Yes	No / Date			

EXHIBIT 2

EXHIBIT 3
GAS INDICATOR INSTRUMENT LOG

GAS INDICATOR INSTRUMENT LOG SHEET

Note: Calibration gasses shall be zero air (less than 10 ppm of hydrocarbon in air) and a mixture of methane or n-hexane and air at a concentration of approximately, but less than 10,000 ppm methane or n-hexane. The instrument must be calibrated before use on each day of its use by the procedures specified in Reference Method 21. Enter the name of gas after the concentration of gas mixture in columns below.

Date	Instrument ID No.	Operator Name	Concentration of Gas Mixture Used to Calibrate Range	Concentration of Gas Mixture Used to Calibrate Low Range	Observations and Comments

EXHIBIT 3

EXHIBIT D-7

TANK FARM SECONDARY CONTAINMENT ASSESSMENT

Georgia Department of Natural Resources
205 Butler Street, SE, Suite 1154, Atlanta, Georgia 30334
Lonnice C. Barrett, Commissioner
Environmental Protection Division
Harold F. Reheis, Director
404/656-2833

December 30, 1998

CERTIFIED MAIL
RETURN RECEIPT REQUESTED

Mr. Armando Gonzalez
Chemical Conservation of Georgia, Inc.
10100 Rocket Blvd.
Orlando, Florida 32824

Re: Chemical Conservation of Georgia's Secondary Containment Assessment for Tank Farm

Dear Mr. Gonzalez:

The Environmental Protection Division (EPD) has received Chemical Conservation of Georgia's (CCGI's) submittal dated November 24, 1998. Pursuant to requirement #22, of Corrective Action Order EPD-HW-1150, CCGI was to submit to EPD a Secondary Containment Assessment that has been reviewed and certified by an independent qualified registered, professional engineer that attests to the integrity of the tank farm's secondary containment.

The submittal provided to EPD on November 24, 1998 addresses requirement #22 as it pertains to the tank farm's secondary containment. EPD has determined that the submittal satisfactorily address that requirement. If you have any questions regarding this matter, please call Gigi Steele at (404) 656-2833.

Sincerely,

Jan Simmons for

Jan Simmons
Unit Coordinator
Hazardous Waste Management Branch

c: Michael Downey
Enclosure
File: Chemical Conservation of Georgia, Inc.
R:\GIGI\CCGI\LETTERS\GONZALEZ.218

Chemical Conservation of Georgia, Inc.

1612 James P. Rodgers Circle, Valdosta, Georgia 31601

(912) 244-0474 • FAX: (912) 333-0328

November 20, 1998

Ms. Jan Simmons
Hazardous Waste Management Program
GEORGIA DEPARTMENT OF NATURAL RESOURCES
Environmental Protection Division
205 Butler Street, S.E., Suite 1154
Atlanta, Georgia 30334

Re: Chemical Conservation of Georgia, Inc. GAD 093 380 814
Secondary Containment Assessment, Letter Dated July 27, 1998

Dear Ms. Simmons:

Enclosed with this letter you will find a Secondary Containment Assessment that has been reviewed and certified by an independent, qualified, professional engineer. The assessment states that the containment complies with §264.193(b) through (f). Chemical Conservation of Georgia, Inc. is submitting this certification to comply with your request in a letter dated July 27, 1998, which references requirements in Condition number 22 of Consent Order HW-EPD-1150.

If you have any questions, please call me at (407) 859-4441.

Sincerely,

CHEMICAL CONSERVATION OF GEORGIA, INC.

Armando I. Gonzalez
Compliance Officer

cc: Patrick Sullivan
Jean Tolman
Micheal Downey

Engineered Assessment Solutions, Inc.

Petroleum Equipment Services - Environmental Assessments

113-B Mathewson Avenue
Pelham, GA 31779
(912) 294-5090
FAX (912) 294-9686

November 11, 1998

Secondary Containment Assessment Report

Client:

Chemical Conservation of Georgia, Inc.
1612 James P. Rodgers Circle
Valdosta, Georgia 31601

Responsible Contact(s):

Michael J. Downey, Facility Manager
(912) 244-0474

Armando I. Gonzalez, Environmental Engineer/ Compliance Officer
(407) 859-4441

Regulatory Authority:

Georgia Department of Natural Resources, Environmental Protection Division (Ga EPD)
Consent Order HW-EPD-1150, Condition Number 22.
USEPA 40 CFR §264.193(b) through (f)

General Requirements:

Pursuant to a request from Chemical Conservation of Georgia, Inc. (Chem-Con), the undersigned prepared a design to meet the request from Ga EPD dated July 27, 1998. The resulting facility modifications are depicted on a drawing dated September 29, 1998, rev. 1 (10/20/1998).

Description of Compliance Components:

§264.193(b): Secondary containment was designed and constructed of reinforced concrete and masonry with an approximate enclosed volume of 3700 cu. ft. (27,676 gal.). Subtracting the tank bottoms which would displace any spilled product, the net available containment is at least 3130 cu. ft. (23,412 gal.) Which is larger than the largest tank within the containment (20,000 gal.).

§264.193(c)(1): Concrete is inert to the wastes/products contained in the tanks. Strength is sufficient to support static head and any external hydrologic pressure which may arise within the parameters described in §264.193(e). The containment floor and walls are coated with solvent resistant epoxy coating system which has been previously approved by Ga EPD for use in other existing containment areas in this plant. The coating system consists of a primer/filler and finish coat manufactured by Courtaulds Coatings under the trade name Intergard 410/565HS. Joints and cracks were filled with an elastomeric caulk manufactured by Sika under the trade name Sikaflex-2c. Copies of the manufacturers data sheets have been submitted under separate cover.

§264.193(c)(2): The containment is supported by an existing concrete slab which also serves as the foundation for the existing tanks and was part of a larger former containment area. There

were no indications of settlement failure and future loading conditions are expected to be similar or equivalent to former loading patterns.

§264.193(c)(3): Leak detection will be a function of the operator.

§264.193(c)(4): The floor of the containment is sloped and stepped to the south. Recovery of any leaked wastes and/or accumulated precipitation will be a function of the operator.

§264.193(d): Secondary containment is via a liner external to the tank.

§264.193(e)(1): The external liner system consists of a concrete/masonry substrate coated with a solvent resistant epoxy coating system described above. Capacity as stated above is greater than the largest tank within the containment. The containment area is shielded from precipitation by an existing building structure. Cracks and gaps in the substrate were filled with a catalyzed urethane caulk. Floor and wall surfaces were coated with the epoxy coating system to prevent lateral and vertical migration of the waste products.

§264.193(f)(1): The ancillary equipment associated with the tanks are pumps and piping which are fully within the containment area or are aboveground and available for visual inspection on a daily basis.

Inspection:

Based on visual inspections of the secondary containment described above and depicted on the drawing dated September 29, 1998, revision 1 (10/20/1998), the undersigned finds that the secondary containment meets the requirements set forth in 40 CFR §264.193(b) through (f). The inspections occurred during various phases of construction of the containment wall and the partial floor overlay.

CERTIFICATION of Secondary Containment Assessment Report

Regulatory Reference: 40 CFR §264.193 (b) through (f)

Certification is provided by Richard A. Powell, Georgia Registered Professional Engineer.

In accordance with 40 CFR §270.11(b), The following certification is made with respect to the Secondary Containment Assessment Report as required by 40 CFR 264.193(b) through (f):

I certify under penalty of law that this document and all attachments were prepared under my direction or supervision in accordance with a system designed to assure that qualified personnel properly gather and evaluate the information submitted. Based on my inquiry of the person or persons who manage the system, or those persons directly responsible for gathering the information, the information submitted is, to the best of my knowledge and belief, true, accurate, and complete. I am aware that there are significant penalties for submitting false information, including the possibility of fine an imprisonment for knowing violations.

Respectfully Submitted,
Engineered Assessment Solutions, Inc.



Richard A. Powell, P.E.
President
Ga. Certificate # 012189

EXHIBIT D-8

MAXIMUM VAPOR PRESSURE ANALYTICAL DATA FOR LIQUID AND SOLID HAZARDOUS WASTES

Lancaster Laboratories

A division of Thermo Analytical Inc.

On 11/23/99, 2 samples were submitted to Lancaster Laboratories
Below are listed our sample numbers with your corresponding description and code.

Please refer to your Lancaster Laboratories client account number when submitting samples or corresponding with the laboratory.
Account Number: 06326

MR MIKE STOOPS
CHEMICAL CONSERVATION OF GA
1612 JAMES P RODGERS CIRCLE
VALDOSTA PA 31601

Phone: 912-244-0474
FAX : 19123330328

BILL TO: MR MIKE STOOPS
CHEMICAL CONSERVATION OF GA
1612 JAMES P RODGERS CIRCLE
VALDOSTA PA 31601

Phone: 912-244-0474

P.O. NUMBER: REL NUMBER: SPECIAL JOB NO: QUOTE NUMBER:

COPIES TO:
1 Chemical Conservation of GA
Mr. Mike Stoops
1612 James P. Rodgers Circle
Valdosta PA 31601

LLI No.	Sample Code/Description	Lab Use	Tot Price	Discnt	Tot Estimate
353278735	Outbound Fuel 1A,B,C Composite Sample Sub Title CC Collected on 11/22/99 at 1400 by BL Analysis Numbers:1560 1561 7084 8776	N	885.00	0.00	885.00
353278736	Outbound Solid 1A,B,C Composite Sample Sub Title CC Collected on 11/22/99 at 1400 by BL Analysis Numbers:1560 7084 8776	N	885.00	0.00	885.00
	SUB TOTALS		1770.00	0.00	1770.00
	Pickup Charge				0.00
	*** ESTIMATED TOTAL				$1770.00

	Analysis Name	TAT days	QTY	List Price	Discount Price	Gross Estimate	Discount	Net Estimate
1560	38 Lab Chronicle	STD	2	0.00	0.00	0.00	0.00	0.00
1561	39 ESD FAX/CALL	STD	1	0.00	0.00	0.00	0.00	0.00
7084	32 Vapor Phase Organic Conc Waste	STD	2	885.00	885.00	1770.00	0.00	1770.00
8776	32 Direct injection	STD	2	0.00	0.00	0.00	0.00	0.00
	Total Analysis and Prep charges					1770.00	0.00	1770.00
	SUB TOTALS					1770.00	0.00	1770.00
	*** ESTIMATED TOTAL					$1770.00	$0.00	$1770.00

BILLING ... All fees are charged or billed directly to the client. The billing of a third party will not be accepted without a statement, signed by the third party, which acknowledges and accepts payment responsibilty.

The paperwork submitted with your samples will be assumed to describe the testing protocol you desire. Any changes to this protocol must be submitted to LLI in writing. If testing is already in progress, you will be billed. (Our FAX number is 717-656-2681. Send changes to: Client Services - URGENT!)

Lancaster Laboratories reserves the right to amend this acknowledgement if the sample(s) as received require additional preparation charges.

FOR LAB USE: 692850 135 N 10 14 11/23/99 0850 ASR000 N 173 145 60 00.00 N

Lancaster Laboratories
Where quality is a science.

LLI Sample No. G5 3278736
Collected: 11/22/99 at 14:00 by BL

Account No: 10452

Chemical Conservation of GA
1612 James P. Rodgers CIrcle

Valdosta, GA 31601

P.O.
Rel.

Submitted: 11/23/99 Reported: 12/20/99
Discard: 12/21/99

Outbound Solid 1A,B,C Composite Sample

Sub Title CC

CAT NO.	ANALYSIS NAME	AS RECEIVED RESULTS	LIMIT OF QUANTITATION	UNITS
7084	Vapor Phase Organic Conc Waste	< 3.0	3.0	kPa

The analysis for 25E was performed at 25C.

One trial was run for the 25E analysis. This is a deviation from the accepted method protocol which requires three trials.

1 COPY TO Chemical Conservation of GA ATTN: Mr. Michael Stoops

Questions? Contact your Client Services Representative
Richard C. Entz at (717) 656-2300
22:23:53 D 0001 2 139805 692850
232 0.00 00029500 ASR000

Respectfully Submitted
Jenifer E. Hess, B.S.
Group Leader Pesticides/PCBs

Lancaster Laboratories
2425 New Holland Pike
P.O. Box 12425
Lancaster, PA 17605-2425
A Thermo Electron Company

&&&

Lancaster Laboratories
Where quality is a science.

LLI Sample No. G5 3278736
Collected: 11/22/99 at 14:00 by BL

Submitted: 11/23/99

Account No: 10452
Chemical Conservation of GA
1612 James P. Rodgers CIrcle

Valdosta, GA 31601

Outbound Solid 1A,B,C Composite Sample

Sub Title CC
OUBSO SDG#:

CAT NO	ANALYSIS NAME	METHOD	TRIAL	ANALYSIS ID	DATE AND TIME	ANALYST
7084	Vapor Phase Organic Conc Waste	EPA 25E	1		12/16/99 1352	Tracy A. McNickle

Lancaster Laboratories
Where quality is a science.

LLI Sample No. G5 3278735
Collected: 11/22/99 at 14:00 by BL

Account No: 10452

Chemical Conservation of GA
1612 James P. Rodgers CIrcle

Valdosta, GA 31601

P.O.
Rel.

Submitted: 11/23/99 Reported: 12/20/99
Discard: 12/21/99

Outbound Fuel 1A,B,C Composite Sample

Sub Title CC

CAT NO.	ANALYSIS NAME	AS RECEIVED RESULTS	LIMIT OF QUANTITATION	UNITS
7084	Vapor Phase Organic Conc Waste	8.4	3.0	kPa

1.218 psi

The FID detector response was between the high and low level calibration ranges. Quantitation was based on the low level calibration and is an approximation.

The analysis for 25E was performed at 25C.

One trial was run for the 25E analysis. This is a deviation from the accepted method protocol which requires three trials.

1 COPY TO Chemical Conservation of GA ATTN: Mr. Michael Stoops

Questions? Contact your Client Services Representative
Richard C. Entz at (717) 656-2300
22:23:44 D 0001 2 139805 692850
232 0.00 00029500 ASR000

Respectfully Submitted
Jenifer E. Hess, B.S.
Group Leader Pesticides/PCBs

Lancaster Laboratories
Where quality is a science.

LLI Sample No. G5 3278735
Collected: 11/22/99 at 14:00 by BL

Submitted: 11/23/99

Outbound Fuel 1A,B,C Composite Sample

Sub Title CC
OUBFU SDG#:

Account No: 10452
Chemical Conservation of GA
1612 James P. Rodgers CIrcle

Valdosta, GA 31601

CAT NO	ANALYSIS NAME	METHOD	TRIAL	ANALYSIS ID	DATE AND TIME	ANALYST
7084	Vapor Phase Organic Conc Waste	EPA 25E	1		12/16/99 1348	Tracy A. McNickle

Analysis Request/ Environmental Services Chain of Custody

Lancaster Laboratories
Where quality is a science.

For Lancaster Laboratories use only
Acct. # 13716 Sample # 3978735-36
0452

Please print. Instructions on reverse side correspond with circled numbers.

(1)
Client: Chemical Consv. of GA Inc Acct. #:
Project Name/#: Sub Title CC PWSID #:
Project Manager: Glynn McKinnon P.O.#
Sampler: Bob Long Quote #:
Name of state where samples were collected: Georgia

For lab use only
FSC:
SCR #: 1133085

(2) (3) Matrix (4) (5) Analyses Requested

Sample Identification	Date Collected	Time Collected	Grab	Composite	Soil	Water	Other	Total # of Containers	Volatile Organics	Vola	Remarks	Temperature of samples upon receipt (if requested) (6)
Outbound Fuel 1A	11-22-99	2:00P		✓				1	✓		Same source three samples in triplicate	
Outbound Fuel 1B	11-22-99	2:00P		✓				1	✓			
Outbound Fuel 1C	11-22-99	2:00P		✓				1	✓			
Outbound Solid 2A	11-22-99	2:00P		✓				1	✓		Same source three samples in triplicate	
Outbound Solid 2B	11-22-99	2:00P		✓				1	✓			
Outbound Solid 2C	11-22-99	2:00P		✓				1	✓			

(7) **Turnaround Time Requested** (TAT) (please circle): Normal Rush
(Rush TAT is subject to Lancaster Laboratories approval and surcharge.)
Date results are needed: 12-2-99
Rush results requested by (please circle): Phone (Fax)
Phone #: 912-244-0475 Fax #: 912 333-6328

(8) **Data Package Options** (please circle if requested)
QC Summary
Type I (Tier I)
Type II (Tier II)
Type III (NJ Red. Del.)
Type IV (CLP)
Type VI (Raw Data)
GLP
Other

SDG Complete? Yes No

Site-specific QC required? Yes No
(If yes, indicate QC sample and submit triplicate volume.)

Internal Chain of Custody required? Yes No

Relinquished by:	Date	Time	Received by:	Date	Time
	11-12-99	1515			
	11-22-99	3:00P			

Lancaster Laboratories is a subsidiary of Th... aTech Inc., a Thermo Electron Company

2425 New Holland ... PO Box 12425 ... PA 17605-2425 ... (717) 656-2300 ...

EXHIBIT D-9

EXAMPLE WASTE SHIPMENT RECEIPT INSPECTION FORM

PermaFix environmental services	Quality Assurance	SOP-011Q – FORM-011Q - 3.0	
		REVISION: 3	Page 1 of 2

WASTE SHIPMENT RECEIPT INSPECTION

		DATE RECEIVED:		CONTAINER COUNT:	
UNLOADER:		INSPECTOR:		INSPECTOR (Sign):	

THIS FORM SHALL BE COMPLETED PROPERLY PRIOR TO BEING RETURNED TO WASTE ACCEPTANCE

INSPECTION CRITERIA	YES	NO	N/A	TECHNICIAN INITIALS
1. Delivery - Transporter				
Containers Loaded - positioned correctly	☐	☐	☐	
Container count agrees with manifest quantities	☐	☐	☐	
Leaking container(s) discovered prior to unloading *(Radiological shipment, see below)* *	☐	☐	☐	
2. Labeling and marking				
Properly labeled for specified waste type *(Hazardous, Non- Hazardous etc.)*	☐	☐	☐	
Labels are in good condition *(not torn or faded)*	☐	☐	☐	
Labeling meets D.O.T. requirements	☐	☐	☐	
Profile numbers are clearly written on all containers	☐	☐	☐	
Accumulation Start Dates entered as appropriate.	☐	☐	☐	
Independent Barcode verification performed *All barcodes are required to be independently verified to assure the container is labeled with the correct barcode. Once verification is completed, signature is required in the box to the far right.* *Any discrepancy discovered during the verification process must be documented and corrected prior to placement into storage.*	☐	☐	*PRINT CLEARLY*	
3. Container Closure *(In accordance with SOP-024C, Container Closure)* *Closure information:* \PEDC3 Shared\QA\MP2 WORK ORDER ATTACHMENTS\CONTAINER CLOSURE				
Rings are secure and installed correctly *(90 degrees from bung, bolts tightened)*	☐	☐	☐	
Bung(s) are properly tightened	☐	☐	☐	
IP-1 and IP-2 bags, boxes, intermodals – (lids, doors, flaps and zippers properly closed.)	☐	☐	☐	
4. Container Integrity				
Containers are in good condition with no severe dents, dings, rust or pitting	☐	☐	☐	
Containers are in good condition with no visible holes or leaks	☐	☐	☐	
5. Container Cleanliness				
Containers are clean with no flaking waste on exterior	☐	☐	☐	
Containers are clean with no wet residual materials on exterior	☐	☐	☐	
6. Radiological				
Leaking Container(s) – STOP WORK – *Immediately Notify Support Technician, Rad*	☐	☐	☐	
Did STR perform surveys/smears	☐	☐	☐	
Were radiological concerns identified	☐	☐	☐	
Was any decontamination required	☐	☐	☐	
Once completed, were unloading activities allowed to resume	☐	☐	☐	

PHOTOGRAPHS, COPIES OF SUPPORTING DOCUMENTATION, AND A BRIEF DESCRIPTION OF EACH NON-CONFORMANCE ON THE FOLLOWING PAGE ARE REQUIRED PRIOR TO RETURN OF THIS INSPECTION REPORT TO THE APPROPRIATE DEPARTMENT FOR PROCESSING.
When entering a description of a non-conformance, please include the section number reference:

EXAMPLE:

Section 3- Container Closure: 3 containers found with rings not properly tightened, and rings not positioned correctly. Also include other data as needed, such as generator or broker data if there are multiple generators for a particular shipment.

NON-CONFORMANCE DESCRIPTION

- **COPIES OF ANY SUPPORTING NON-CONFORMANCE DOCUMENTATION ARE CONSIDERED QA RECORDS AND SHALL BE INCLUDED AS PART OF THE DATA PACKAGE.**

- **DATA PACKAGES CONSIST OF THE FOLLOWING:**
  - **PROPERLY COMPLETED WASTE RECEIPT INSPECTION REPORT**
  - **PHOTOGRAPHS**
  - **MP2 TRACKING WORK ORDER**
  - **QC SAMPLE CHECKLIST**
  - **PROPERLY COMPLETED NON-CONFORMANCE REPORT**
  - **MANIFEST COPIES**
  - **RADIOLOGICAL SURVEY DOCUMENTS (IF APPLICABLE)**
  - **OBJECTIVE EVIDENCE OF SUCCESSFUL RESOLUTION (CORRECTIVE ACTIONS)**
  - **EVIDENCE OF PEER REVIEW AND SIGN-OFF**

THE DATA PACKAGE MUST BE PROPERLY COMPLETED BY WASTE ACCEPTANCE/TRANSPORTATION PRIOR TO SUBMITTAL TO QUALITY ASSURANCE FOR CLOSURE.

Table of Contents

E. GROUNDWATER MONITORING SYSTEMS E-3
E.1 Ground Water Monitoring Systems E-3
E.2 Interim Status Groundwater Monitoring E-3
E.3 General Hydrogeological Information E-3
E.3.1 Regional Geology E-3
E.3.2 Regional Hydrogeology E-5
E.3.3 Site Stratigraphy E-6
E.3.4 Site Hydrogeology E-8
E.3.5 Unsaturated Zone and Upper Water Bearing Unit Properties E-8
E.3.6 Groundwater Flow E-9
E.4 Topographic Map Requirements E-13
E.5 Contaminant Plume Description E-13
E.6 General Monitoring Plan Requirements E-15
E.6.1 Description of Wells E-15
E.6.2 Description of Sampling and Analysis Procedures E-16
E.6.3 Procedures for Establishing Background Quality E-16
E.6.4 Statistical Procedures E-16
E.7 Detection Monitoring Program E-16
E.8 Compliance Monitoring Program E-16
E.8.1 Waste Description E-16
E.8.2 Characterization of Contaminated Groundwater E-17
E.8.3 Hazardous Constituents to be Monitored in Compliance Program E-17
E.8.4 Concentration Limits E-17
E.8.5 Alternate Concentration Limits E-17
E.8.6 Engineering Report Describing Groundwater Monitoring Systems E-17
E.8.7 Proposed Sampling and Statistical Analysis Procedures for Groundwater Data E-19
E.8.8 Groundwater Protection Standard Exceeded at Compliance Point Monitoring Well E-19
E.8.9 Corrective Action Program E-19

List of Tables

E-1. Monitoring Well Construction Details and 2020-2024 Groundwater Levels

E-2. Historical Soil Physical and Chemical Properties Testing Results – March 1996

E-3. Soil Physical Property Results – July 2006 Field Investigation

E-4. Previous Groundwater Aquifer Pumping Tests and Results – July 1996

E-5. Groundwater Aquifer MPX Pumping Tests and Results – July 2006

E-6. Vertical Hydraulic Gradients

E-7. Groundwater Protection Standards

E-8. RCRA Permit Monitoring Requirements

List of Figures

E-1. Site Location Map

E-2. Site Layout and Monitoring Well Locations

E-3. Total VOCs in Groundwater, December 2024

E-4. Potentiometric Surface Elevation Map, December 2024

E-5. Hydrogeologic Cross-section A-A' and B-B'

List of Exhibits

E-1. ELECTRONIC CD-ROM COPY OF 2024 ANNUAL GROUNDWATER MONITORING REPORT

E-2. BORING LOGS

E-3. GROUNDWATER SAMPLING AND ANALYSIS PLAN

E. GROUNDWATER MONITORING SYSTEMS

The information presented in this section addresses the applicability of ground water monitoring requirements to the PFSG facility, in accordance with 40 CFR 264.90.

E.1 GROUND WATER MONITORING SYSTEMS

As described in Section B and D of this Modification, all hazardous waste management units at PFSG are contained in engineered structures designed specifically to contain and prevent spilled or leaked wastes from contacting the soil or any surface waters. PFSG operates no land disposal units, waste piles, or impoundments. PFSG has planned and implemented improvements to the facility to specifically safeguard the environment against migration of contaminants from the site into the soil, surface waters, or ground water.

PFSG has installed a monitoring well network consisting of 53 wells, both on the PFSG property and surrounding properties, in as many as four stratigraphic units. These wells are used to delineate vertically and horizontally, and evaluate the stability of a dissolved constituent plume that appears to originate from historical operations in the Bulk Storage Tank Farm and former Solvent Recovery area prior to PFSG's purchase and operation of the facility. The wells were installed as part of a RCRA Facility Investigation (RFI) under the GEPD. The RFI process is still ongoing and remedial methods are currently being evaluated. All of the data obtained as a result of these efforts has been and will continue to be reported to the GEPD for their review and comment.

The 2024 annual groundwater report is provided in Exhibit E-1.

E.2 INTERIM STATUS GROUNDWATER MONITORING

The site is not in interim status.

E.3 GENERAL HYDROGEOLOGICAL INFORMATION

E.3.1 REGIONAL GEOLOGY

Surficial deposits in the region consist of post-Miocene age undifferentiated quartz sands. The surficial deposits are approximately 50 ft thick in the region (Miller 1986). Underlying the surficial deposits are the clay and sand units of the Miccosukee Formation (McConnell and Hacke 1993). The Miccosukee Formation is a discontinuous sand and clay unit varying in thickness from 25 to 33 ft. The formation has been removed by erosion throughout much of the Valdosta area. Its maximum noted thickness is near Bemiss, Georgia.

Underlying the Miccosukee Formation are the Miocene age sand, clay and limestone sediments of the Hawthorn Group. These sediments are approximately 150 ft thick in the region (Miller 1986). Current thought is that these Miocene sediments are of marine origin with subsequent modifications due to erosion, reworking and diagenetic processes (Huddlestun 1988; Scott 1988). The Hawthorn Group sediments, in descending order, consist of the Coosawatchie Formation, the Marks Head Formation, the Parachula Formation, and the Chattahoochee Formation (McConnell and Hacke 1993).

The Coosawatchie Formation is comprised of silty, sandy, calcareous, phosphatic clay. The Coosawatchie Formation ranges in thickness from 30 to 80 ft and has been removed by erosion in some stream valley areas. The formation dips to the east-northeast (McConnell and Hacke 1993).

The Marks Head Formation consists of variable mixtures of siliciclastics with scattered carbonate beds (Huddlestun 1988). The siliciclastics are quartz sands with variable clay, dolomite, and phosphate contents, and clays with variable sand, dolomite and phosphate contents. The characteristic colors in these sediments range from greenish gray to olive green in the siliciclastics, and tan to greenish gray for the carbonates. The Marks Head Formation overlies the Parachula Formation disconformably (Scott 1990).

The Parachula Formation (Huddlestun 1988) is a very heterogeneous unit consisting of interbedded carbonates, characteristically limestone but varying to dolostone, a siliciclastic. The carbonates are sandy, occasionally clayey, slightly phosphatic and variable fossiliferous. Fossils are generally preserved only as molds and casts. The sands and clays are phosphatic, often dolomitic and rarely fossiliferous. In the Valdosta area, the unit has a relatively uniform thickness of about 15 to 20 ft.

The Chattahoochee Formation consists of a thin, basal bed of fine to medium grained quartz sand, overlain by a dolostone. Small, blue clasts of clay are common in the Chattahoochee Formation. In the vicinity of Valdosta, the Chattahoochee Formation ranges from 10 ft to 40 ft in thickness and dips to the northeast.

The Suwannee Limestone ranges in thickness from about 200 to 250 ft in the vicinity of Valdosta (McConnell and Hacke 1993). The Suwannee Limestone consists primarily of soft, porous, bioclastic limestone. At its contact with the Ocala Limestone, the Suwannee consists of brown dolostone interlayered with fossiliferous limestone.

The upper Eocene Ocala Limestone is unconformably overlain by the Suwannee Limestone. The Ocala Limestone ranges from approximately 350 to 500 ft in thickness in the region (Miller 1986). The Ocala Limestone is divided into upper and lower units based on distinct lithologic differences. The upper unit is composed of variably muddy (carbonate), granular limestone (packstone to waskestone with very limited grainstone). Often this unit is very soft

and friable with numerous large foraminifera. The lower unit consists of a more granular limestone (grainstone to packstone).

The Avon Park Formation is found below the Ocala Limestone. The middle Eocene Avon Park Formation is approximately 600 ft thick in the region (Miller 1986). The Avon Park Formation is primarily composed of fossiliferous limestone interbedded with vuggy dolostones. The Oldsmar Formation is found below the Avon Park Formation.

The lower Eocene Oldsmar Formation is approximately 400 ft thick in the region (Miller 1986). The Oldsmar Formation consists predominantly of limestone interbedded with vuggy dolostone. Dolomitization is usually more extensive in the lower portion of the section. Pore-filling gypsum and thin beds of anhydrite occur in some places, often forming the base of the Floridan Aquifer system (Miller 1986). The Cedar Keys Formation is found below the Oldsmar Formation.

The Paleocene age Cedar Keys Formation consists primarily of dolostone and evaporites (gypsum and anhydrite) with a minor percentage of limestone (Chen 1965). The upper portion of the Cedar Keys Formation consists of coarsely crystalline, porous dolostone. The lower portion of the Cedar Keys Formation contains more finely crystalline dolostone, which is interbedded with anhydrite.

E.3.2 REGIONAL HYDROGEOLOGY

The deposits of undifferentiated quartz sands found from the land surface to approximately 50 ft below land surface comprise the surficial aquifer system. It is a permeable hydrogeologic unit contiguous with the land surface and is found near the land surface in the study region. The surficial aquifer system contains the water table, which remains under unconfined conditions. It may be used for small yield domestic and agricultural water supplies. Two unnamed aquifers underly the surficial aquifer deposits. These are, in descending order, the unnamed Pliocene Age aquifer and the unnamed Miocene Aquifer (McConnell and Hacke 1993). The Unnamed Pliocene Aquifer is present in the basal sand of the Miccosukee Formation and is confined above and below by clay units of the Miccosukee and Coosawatchie formations. This aquifer, where present, is approximately 25 ft thick and is limited to areas where land surface elevations are in excess of 150 ft above MSL.

The Unnamed Aquifer of Miocene Age is in the sand and clayey sand of the Marks Head Formation. The aquifer ranges in thickness from about 20 ft to about 36 ft. The Miocene Aquifer is a minor source for domestic water supplies and contains water that is slightly acidic.

A confining unit exists between the above-mentioned aquifers and the underlying Floridan Aquifer system and includes all sediments that collectively retard the exchange of water between the two aquifer systems. These sediments generally consist of the siliciclastic deposits interlayered with carbonate strata of Miocene age. Regionally, the intermediate confining unit is comprised of Hawthorn Group sediments. The intermediate confining unit is found from approximately 50 to 200 ft below land surface in the region.

The Floridan Aquifer system underlies the intermediate confining unit. The Floridan Aquifer system is vertically continuous sequence of carbonate rocks of generally high permeability. The aquifer system is hydraulically connected in varying degrees and its permeability is, in general, an order to several orders of magnitude greater than sediments that bound the system above and below (Miller 1986). The aquifer system generally consists of several highly permeable zones, commonly either solution riddled or fractured, separated by less-permeable rocks. Because the aquifer system is defined on the basis of permeability, the top and base of the system locally cross both formation and age boundaries. Accordingly, the stratigraphic units that make up the aquifer system vary widely from place to place.

In the region, the Floridan Aquifer system is subdivided into the Upper Floridan Aquifer and the Lower Floridan Aquifer. The Upper Floridan Aquifer is comprised of the Suwannee Limestone and most of the Ocala Limestone. The Upper Floridan Aquifer is separated from the Lower Floridan Aquifer by a middle confining unit of less permeable beds found in the lower portion of the Ocala Limestone and the upper portion of the Avon Park Formation. The Lower Floridan Aquifer is found in the middle portion of the Avon Park Formation. The lower confining unit of the Floridan Aquifer system is found in the lower portion of the Avon Park Formation and extends to below the Oldsmar Formation (Johnston and Miller 1988).

The Lower Floridan Aquifer is comparatively less known geologically and hydraulically than the Upper Floridan Aquifer. Much of the Lower Floridan Aquifer contains saline water. For this reason, and because the Upper Floridan Aquifer is so productive, there is little incentive to drill into the deeper Lower Floridan Aquifer in most areas. The transmissivity of the Upper Floridan Aquifer in the region is estimated to be between 250,000 square feet per day (ft^2/day) and 1,000,000 ft^2/day.

E.3.3 SITE STRATIGRAPHY

A site conceptual model and two hydrogeological cross-sections were created for the PFSG facility based on all available data collected historically from 1996 through the third quarter 2016 (Cameron-Cole). The monitoring well construction details are shown in Table E-1 and boring logs are provided in Exhibit E-2. The soil boring/well construction logs from wells MW-1S, MW-2S, MW-3, MW-4S, MW-1DR, MW-2DR, MW-4D, MW-14D, and MP-8 could not be located.

Four logs indicated very limited areas of fill near the ground surface. They are as follows:

- MW-11D – The top 6-inches were identified as limestone and gravel fill material
- MW-13DD – 1-foot of clay with some sand, firm homogeneous, moist to dry (compact fill) was located below the concrete base
- MW-15 – Two intervals identified fill material: one at 2.5 ft below ground surface (bgs) identified as debris and another at 5 to 10 ft bgs identified as clay chunks (fill)
- MW-16 – The upper section from ground surface to 10 ft bgs was noted to contain some form of fill material

Multiple figures show the site location, monitoring well locations, impacts to groundwater and the potentiometric surface. Updated figures can be found in the 2024 annual groundwater report in Exhibit E-1.

- Figure E-1 presents the Site Location Map.
- Figure E-2 presents the Site Layout and Monitoring Well Locations.
- Figure E-3 presents the Total VOCs in Groundwater.
- Figure E-4 presents the Potentiometric Surface Elevation Map.

Figure E-5 depicts two hydrogeologic cross-sections running north-south across the site through the areas of impact in the shallow and deep zones. The shallow geology of the site is typical of the near shore depositional environments of the Miocene in this part of the Georgia Coastal Plain. The entire site is underlain by a yellowish red, silty fine sand in the vadose zone, with a few clayey sand interbeds. This unit extends to approximately 10 ft bgs to 15 ft bgs. At the base of the vadose zone, the entire site is underlain by a brownish yellow, clayey fine sand layer that ranges from 5 ft to 10 ft thick. The unconfined water table occurs in this unit with the depth to groundwater ranging from approximately 14 to 21.5 ft below top of casing (BTOC). This clayey sand layer reaches ground surface at the southern end of the facility and disappears within 200 ft of the southern property boundary.

Beneath this clayey sand is a reddish yellow to white medium to coarse grained sand. This sand layer increases in thickness to become the dominant formation in the subsurface between the southern portion of the facility and Mud Creek. This clean sand layer and the clayey sand layer above probably represent the Miccosukee Formation (McConnell and Hacke 1993). The Miccosukee Formation varies from 25 ft to 33 ft in thickness and contains the unnamed Pliocene Age Aquifer. Beneath the PFSG facility, at a depth of approximately 40 ft bgs this sand layer becomes increasingly more clayey, culminating in the dominant dark yellowish orange sandy clay observed during the installation of the deep wells. This sandy clay formation likely represents the Coosawatchie Formation, the uppermost of the Hawthorne Group Sediments. The deepest wells at the facility (MW-13D3, MW-23) penetrated a marl and limestone bedrock layer beneath the sandy clay layer at a depth of 80 ft bgs. The limestone formation

most likely represents the Parachula Formation, another of the Hawthorn Group sediments. This lower confining unit is the regional upper confining unit for the Floridan Aquifer and is at least 60 ft thick as represented at monitoring well MW-13D3.

The upper water bearing unit consists of the water saturated, interbedded sands, clayey sands, and clays extending from the water table to the top of the marl and limestone layer encountered at approximately 75 ft bgs. This upper water bearing unit consists of a shallow zone (approximately 15 to 40 ft bgs) and a deep zone (approximately 40 to 75 ft bgs) to differentiate the shallower deposits of clayey sand and medium coarse sand from the deeper, finer grained, clay rich deposits overlying the marl and limestone. This differentiation is also in accordance with the shallow and deep designations of the wells constructed at the facility, which are separated at the approximate 35-ft BTOC level, with wells less wells than 35 ft deep referred to as "shallow" and wells greater than 35 ft deep referred to as "deep" wells.

E.3.4 SITE HYDROGEOLOGY

The principal hydrostratigraphic unit of interest beneath the facility is the upper water-bearing unit, which has been further broken down into shallow and deep zones corresponding to both the site stratigraphy and "shallow" and "deep" well designations as described above. The water table in the upper water-bearing unit is unconfined and typically encountered at depths of approximately one to two ft bgs in the vicinity of Mud Creek (Well MW-21), and 15-18 ft bgs just north of the facility (Well MW-28). The groundwater elevations collected between May 2022 and December 2024 are summarized in Table E-1, and a potentiometric surface map created using the December 2024 groundwater elevations is provided as Figure E-4.

Beneath the PFSG facility, the Upper Floridan Aquifer was likely observed in deep wells MW-13D3 and MW-23. Groundwater elevations from Table E-1 show the groundwater elevation from December 2024 in well MW-13D3 is 103.41 ft MSL and the groundwater elevation in well MW-23 is 150.48 ft MSL. There is a distinct difference in elevations between these two wells. Although both wells are likely connected to the Upper Floridan Aquifer, the difference in the groundwater elevations is likely due to the significant vertical gradient present in the Upper Floridan Aquifer.

E.3.5 UNSATURATED ZONE AND UPPER WATER BEARING UNIT PROPERTIES

The physical properties of the unconsolidated sediments comprising the unsaturated and saturated zones beneath the facility have been characterized through extensive field testing. These tests have included laboratory testing, field slug testing, aquifer pumping testing, and field remediation pilot testing. The results from the previous soil and groundwater investigations are described below.

Soil samples collected during March 1996 and July 2006 Field Investigations were submitted to geotechnical laboratories for physical and chemical analysis. The March 1996 samples were analyzed for moisture content, porosity, soil classification, density, infiltration, vertical flow rate, cation exchange, organic content and soil sorption capacity. The July 2006 samples were submitted for analysis of lithology, permeability, bulk density, porosity, moisture content, and total organic carbon content. The results from the 1996 and 2006 sample events are summarized on Table E-2 and Table E-3, respectively.

Soil permeability analysis conducted on samples collected in July 2006 (Table E-3) ranged from 2.03×10^{-6} centimeters per second (cm/s) in the shallow zone to 4.74×10^{-5} cm/s in the deep zone. Pumping tests were performed on wells MW-5S, MW-5D, MW-12S, and MW-12D in July 1996 and on well MPX-1 in July 2006. Analytical analysis of pumping test data from 1996 reported a range of hydraulic conductivity from 5.61×10^{-1} cm/s to 1.14 cm/s with an average value of 8.48×10^{-1} cm/s in the shallow zone of the upper water-bearing unit. Hydraulic conductivities in the deep zone of the upper water-bearing unit ranged from 8.5×10^{-2} cm/s to 7.4×10^{-1} cm/s with an average hydraulic conductivity of 3.12×10^{-1} cm/s. The 2006 pumping tests results were also analyzed using analytical techniques, and estimated shallow hydraulic conductivities ranged from 3.75×10^{-3} cm/s to 1.39×10^{-2} cm/s with an average of 9.3×10^{3} cm/s. Tables E-4 and E-5 summarize the pumping test results from 1996 and 2006, respectively.

Laboratory hydraulic conductivity (*K*) tests provide useful local-scale information for preliminary determination of *K* values, but are of limited usefulness compared to a calibrated regional-scale flow model due to the well-established scale dependency of hydraulic conductivity data (Fetter, 1993; Bedient et al., 1999). The laboratory-derived *K* values exhibit the greatest difference from numerically derived values due to the scale-dependency of hydraulic conductivity measurements. Hydraulic conductivity values generally increase in proportion to the volume of aquifer sampled or evaluated (i.e., pumping tests yield larger values than slug tests, which, in turn, produce larger values than laboratory tests). Like laboratory permeability tests, aquifer slug tests and single-well pumping tests provide hydraulic properties only in close proximity to the well. These tests, while useful, sample only a relatively small aquifer volume and, therefore, generally provide estimates of *K* that are typically within only one to three orders of magnitude of those derived from regional-scale flow model calibrations. Consequently, data from such tests can only be used to constrain *k* values to within reasonable limits and cannot be assumed to represent the hydraulic conductivity of large-scale hydrostratigraphic units.

E.3.6 GROUNDWATER FLOW

Groundwater elevation measurements are collected routinely from 53 well locations. The depth-to-groundwater measurements and calculated groundwater elevations collected from May 2022 through December 2024 are

presented in Table E-1. The groundwater elevations were used to generate potentiometric surface maps and to assess horizontal and vertical hydraulic gradients and groundwater flow in both the shallow and deep zones.

Groundwater flow in the upper water-bearing unit beneath the PFSG facility is conceptualized as a single-layer system consisting of clayey, silty sand and fine to medium grained sand, dominated by horizontal flow, underlain by a bounding limestone aquitard. As stated previously, the upper water-bearing unit has been separated into two zones, designated as "shallow" and "deep," with groundwater monitoring wells installed in both zones. Regional groundwater flow is towards the south-southeast. Similarly, the direction of the groundwater movement under the facility is to the south-southeast and is generally consistent with the local topography that slopes towards the south to the intersection with Mud Creek. Mud Creek flows towards the east and is considered a gaining stream with water entering from groundwater. The groundwater potentiometric surface maps from December 2024 for the facility are presented on Figure E-4.

Shallow Zone

Groundwater elevations have historically fluctuated with seasonal precipitation, indicating that vertical recharge is directly associated with an increase or decrease in rainfall events. Table E-1 provides a comparison of groundwater elevation data from May 2022 through December 2024. The December 2024 groundwater elevations were 0.05 ft lower in the shallow zone when compared to April 2024. Precipitation was generally higher in the summer months and lowest in early winter months (Cameron-Cole 2022b). The data suggests that groundwater elevations fluctuate in response to seasonal precipitation in the shallow zone.

A potentiometric surface map created from the shallow zone groundwater level measurements obtained in December 2024 is presented in Figure E-4. As is common when groundwater is encountered at a relatively shallow depth and precipitation is sufficient, the natural (i.e., non-pumping) potentiometric surface generally mimics the surface topography. The direction of the groundwater movement is generally consistent with the local topography and is to the south/southeast toward Mud Creek.

The groundwater gradient at the site is relatively low with steeper gradients considerably north of the site and in the vicinity of Mud Creek, located south and southeast of the site. The hydraulic gradient directly beneath the facility during December 2024 was approximately 0.012 ft of head per linear foot (ft/ft). The gradient to the south was slightly higher at 0.016 ft/ft. The overall average hydraulic gradient in the shallow zone across the entire monitored domain during December 2024 was 0.001 ft/ft calculated using the gradient between upgradient MW-103 and downgradient MW-14S (Figure E-4). The predominant influences on the groundwater flow are topography and Mud Creek (Cameron-Cole 2022b).

Deep Zone

Table E-1 provides a comparison of the groundwater elevation data collected between May 2022 and December 2024 for the deep zone. Because of the similar lithology and hydraulic connection between the shallow and deep zones, the deep zone groundwater flow direction and gradient (Figure E-4) is similar to that of the shallow zone and is to the south/southeast. The groundwater elevations averaged 0.27 feet higher in December 2024 compared to April 2024. Precipitation was generally higher in the summer months and lowest in early winter months (Cameron-Cole 2022b).

The groundwater gradient at the site is relatively low with steeper gradients in the vicinity of Mud Creek, located south and southeast of the site. The hydraulic gradient directly beneath the facility during December 2024 was approximately 0.004 ft/ft. The gradient to the south was slightly higher at 0.021 ft/ft. The overall average hydraulic gradient in the deep zone across the entire monitored domain during December 2024 was 0.011 ft/ft calculated using the gradient between upgradient MW-24D and downgradient MW-14D (Figure E-4). These gradients are similar to those observed for the shallow zone. This is expected due to the fact that the two zones are hydraulically connected and hydrogeologically similar (Cameron-Cole 2022b).

Groundwater Flow Velocities

General groundwater flow directions for the upper water-bearing unit can be inferred from the potentiometric surface elevation contours depicted on Figure E-4. As expected, the contour maps show that higher groundwater elevations are present in the northern, upgradient area of the site. The predominant groundwater flow direction in both the shallow and deep zones is south-southeast. Groundwater flow velocity estimates were calculated at various areas of the PFSG facility using an equation from Fetter (1994), which is based on Darcy's law:

$$V_{s,h} = \frac{K_h i_h}{n_e}$$

Where:

$V_{s,h}$ = Horizontal seepage velocity of the groundwater in units of feet per year (ft/yr);
K_h = Horizontal hydraulic conductivity in units of feet per day or ft/yr;
i_h = Horizontal hydraulic gradient in units of feet per feet (ft/ft); and
n_e = Effective porosity of the sand in the shallow and deep zones

Using the hydraulic gradient estimates across the facility from north to south in the shallow zone, the groundwater velocities in December 2024 were estimated to range from 553 ft/yr beneath the facility, to 784 ft/yr south of the site. For the deep zone, groundwater velocities were calculated to range from 48 ft/yr beneath the facility, to 231 ft/yr south of the site (Figure E-4). Since the effective porosity was constant for the flow velocity calculations and the hydraulic conductivity was within the same order of magnitude for all areas, the differences in the estimated

groundwater flow velocities at the facility are the result of variations in the hydraulic gradients (Cameron-Cole 2022b).

The effective porosity parameter used in the velocity equation is based on soil physical property data obtained in 2006 (Table E-3), and the *K* values are based on a quantitative calibrated MODFLOW/MT3D numerical groundwater flow and transport model developed for the facility (Cameron-Cole).

Initial *K* values used in the model simulations were chosen based on published values for sands and the soil physical property testing and pumping tests conducted in 1996 and 2006 (Tables E-2, E-3, E-4 and E-5). Laboratory testing of soil samples reported an average *K* of 5.97×10^{-6} cm/s from approximately 15 ft bgs to 18 ft bgs corresponding to the clayey fine sand unit. An average *K* of 1.36×10^{-4} cm/s from 25 ft bgs to 28 ft bgs corresponds to the medium to coarse sand unit of the upper water-bearing zone. Analysis of pumping test data from 1996 reported a range of *K* from 5.61×10^{-1} cm/s to 1.14 cm/s with an average value of 8.48×10^{-1} cm/s in the shallow zone of the water-bearing unit. Hydraulic conductivities in the deep zone of the water-bearing unit ranged from 8.5×10^{-2} cm/s to 7.4×10^{-1} cm/s with an average *K* of 3.12×10^{-1} cm/s. The 2006 pumping tests results were also analyzed using analytical techniques and estimated shallow zone k values that ranged from 3.75×10^{-3} cm/s to 1.39×10^{-2} cm/s with an average of 9.3×10^{3} cm/s.

Once the initial values of *K* were assigned in the model, the values were modified during the calibration process using a parameter estimation tool in MODFLOW that adjusted the *K* values minutely to provide a better model fit during the iterative, deterministic calibration process. The resulting conductivities are presented on Figure E-4 and used to calculate groundwater velocities. A more detailed explanation of the groundwater model and calibration process can be found in Appendix D of the November 2016 *Interim Soil and Groundwater Remedial Measures Work Plan*, dated and submitted to GDEP on November 25, 2016.

Vertical Hydraulic Gradient

Monitoring well construction details and groundwater elevation information collected between May 2022 and December 2024 is presented in Table E-1 for deep and shallow wells on-site and off-site. Although the shallow and deep zones are hydraulically connected in the unit, groundwater elevations vary with depth. Vertical hydraulic gradients were calculated as part of the 2024 Annual Groundwater Report and are presented in Table E-6.

E.4 TOPOGRAPHIC MAP REQUIREMENTS

Figures E-1 through E-5 collectively present the following:

- Groundwater flow direction and rate
- Proposed point of compliance (POC) wells
- Locations of all groundwater monitoring wells
- The horizontal and vertical extents of the volatile organic compound (VOC) plume
- Delineation and identification of all solid and hazardous waste management areas
- Property boundaries
- The uppermost and underlying hydraulically interconnected aquifers

E.5 CONTAMINANT PLUME DESCRIPTION

Historical analytical results of samples collected at the facility have shown that the upper water-bearing unit has been impacted by chlorinated and aromatic compounds. This upper unit is encountered at depths of approximately 1 ft bgs to 2 ft bgs in the vicinity of Mud Creek (well MW-21) and 15 ft bgs to 18 ft bgs north of the facility (MW-28). As part of the 1996 RCRA RFI, wells MW-1S, MW-1D, MW-11S, MW-11D, MW-12S, and MW-12D were sampled for 40 CFR 264, Appendix IX parameters. Results from the 1996 RFI show that the impacts to groundwater are primarily from VOC compounds; however, there were limited detections of semi-volatile compounds (SVOCs) detected. The SVOCs detected were primarily in the sample collected from well MW-1S and included 2-acetylaminofluorene, m,o,p-cresol, naphthalene, 2,4-dimethylphenol, and n-nitrosodiethylamine. Bis(2-ethylhexyl)phthalate, was detected in the samples collected from wells MW-11S, MW-1lD, and MW-12D. No other SVOCs were detected in the groundwater samples. Cyanide was detected in the sample collected from well MW-11D. Therefore, based on the results of the 1996 Appendix IX parameters and historical analytical data, currently samples are collected quarterly for 66 VOCs with 23 parameters identified as constituents of concern (COC).

Currently, the contaminant plume is presented as a total VOC plume by adding all individual VOC constituent concentrations and plotting them as total VOCs. The 2024 areal extents of the contaminant plume are depicted in Figure E-3 and the 2016 vertical extents are presented on Figure E-5. The following conclusions on VOC impacts and the VOC plume were presented in the 2024 Annual Groundwater Monitoring Report.

- In December 2024, a total of fifteen chlorinated and non-chlorinated VOCs were detected at concentrations above the corresponding Groundwater Protections Standard (GWPS): 1,1,1-trichloroethane, 1,1-dichloroethane, 1,1-dichloroethene, 1,2,4-trimethylbenzene, 1,2-dichloroethane, 2-butanone, 4-isopropyltoluene, acetone, chloroethane, cis-1,2-dichsloroethene, methylene chloride, perchloroethylene, trichloroethylene, and vinyl chloride. These detected analytes are consistent with historical observations.

- In December 2024, two aromatic hydrocarbon COCs (benzene and toluene) were detected at concentrations above the corresponding GWPS.
- In December 2024, one designated POC well (MW-1S), was sampled and analyzed for the Appendix IX list of analytes. The monitoring monitoring results for this well were consistent with previous findings and indicate that there were no detections of Appendix IX constituents in the POC well at levels that would warrant their addition to the SAP list of COCs at this time.
- To evaluate potential non-aqueous phase liquid (NAPL) areas, dissolved-phase VOC concentrations were compared to the 1% and 10% of the solubilities of each COC. Data collected during the 2024 annual groundwater monitoring event show that MW-10S exceeded the 1% solubility for 1,1,1-TCA, PCE, and toluene. No other wells contained constituents at concentrations in excess of the 1% solubility and no wells contained analyte concentrations in excess of 10% solubility.
- Isopleth contour maps for total VOC (TVOC) and six COCs were generated to evaluate changes in magnitude and extent of the plume. The TVOC isopleth map is included as Figure E-3; the remainder of the isopleth maps are provided in the 2024 Annual Groundwater Monitoring Report. The plumes follow the general extents of the plume delineated by the 1994 groundwater probe investigation data. Despite fluctuating total VOC concentrations in source area well MW-10S, the overall total VOC plume has not changed appreciably in size or shape.
- Constituent concentrations in the majority of wells are characterized by stable or slightly decreasing TVOC and individual COC concentrations. Since at least July 2006, the overall TVOC shallow and deep plumes have reached general stability, where residual source mass appears balanced by the beneficial influence of natural attenuation.
- Heptachlor was added to the analyte list in 2022. In December 2024, this analyte was not detected above the GWPS and MDL in any on- or off-site monitoring well samples collected during this monitoring event. Heptachlor was initially detected in a sample collected in January 2020 from MW-13S at a concentration of 0.12 µg/L, below the corresponding GWPS of 0.40 µg/L. Since April 2022, heptachlor has remained well below the GWPS in MW-13S for six consecutive semi-annual groundwater sampling events. In November 2023, heptachlor was detected in MW-10D and MW-13D at concentrations above the GWPS. However, the sample duplicate for MW-13D was below the GWPS and upon laboratory re-extraction and reanalysis (although performed beyond method hold time), the concentrations were below detection limits. The laboratory flagged the initial results as suspect, likely due to laboratory contaminant interference. Except for these two suspect detections in the two wells noted above, this analyte has consistently remained below the GWPS in the 45 wells sampled since at least 2020.

- Based upon the above lines of evidence, we have included a request to remove heptachlor from the list of COCs in this permit modification application. Therefore, we have not included heptachlor in the proposed semi-annual and annual groundwater sampling list for this facility.

Remedial Action Objectives

Previous subsurface investigations conducted at the PFSG facility have identified a chlorinated and aromatic VOC plume in the groundwater beneath the facility. The proposed list of COCs (heptachlor deleted) is presented in Table E-7.

Proposed Groundwater Monitoring System and Evaluation

During 2024, two major hurricanes caused severe damage to the Valdosta area, including many felled trees and other damage to the native vegetation in the wooded area near Mud Creek. The three temporary monitoring wells (TW-1 through TW-3) were covered with damaged vegetation, were initially inaccessible, and have not been found following debris clearing effort. These three temporary wells are thus believed to be destroyed. These three wells were originally constructed by hand auger and are very shallow. They have only been used for water level monitoring and their contribution to the overall monitoring network is relatively insignificant. Therefore, in this permit modification, we have requested to delete these three temporary wells from further monitoring and maintenance.

Groundwater samples will be collected for laboratory analysis from designated monitoring well locations around the site as a component of routine groundwater monitoring, Table E-8 presents a list of the 50 existing wells in the current monitoring network along with their current sampling requirements. Groundwater samples will continue to be collected from 45 of the 50 identified wells for the identified data on a semi-annual basis with the results subsequently reported to GEPD semiannually. Five of the 50 total wells in the network will be monitored only for groundwater levels and not included in the sampling program. The 45 wells that will be sampled are identified in Table E-8. Intended data usage is to monitor the groundwater impacts under the PFSG Facility. Table E-7 includes the complete analyte list to be sampled for in all 45 compliance wells. Figure E-2 shows the location of the groundwater monitoring wells relative to the site boundaries, SWMUs, and other pertinent features.

E.6 GENERAL MONITORING PLAN REQUIREMENTS

E.6.1 DESCRIPTION OF WELLS

In addition to the 45 sampled wells in the groundwater monitoring network, five on-site wells will gauged each event to supplement groundwater elevation data, giving a total of 50 wells. Table E-1 provides a summary of well construction details. Figure E-2 shows the locations of the wells and the PFSG site layout.

E.6.2 DESCRIPTION OF SAMPLING AND ANALYSIS PROCEDURES

The revised Groundwater Sampling and Analysis Plan (SAP) is provided as Exhibit E-3.

E.6.3 PROCEDURES FOR ESTABLISHING BACKGROUND QUALITY

Data compiled from well MW-3 provides the dataset used to establish background groundwater quality for the facility. This well is installed at the most upgradient locations of the facility, and has a screened interval that yields representative groundwater samples for the uppermost aquifer designated as the shallow zone. Over 72 independent groundwater samples have been collected from MW-3.

Well MW-3 has historically shown low levels of contamination, and tested analytes exceeding their respective GWPS have not been detected in this well since April 2019. This well is thus representative of the quality of upgradient and background groundwater that has not been affected by operations at the facility. This well is placed such that groundwater quality obtained from it is representative of groundwater flowing onsite from upgradient areas.

E.6.4 STATISTICAL PROCEDURES

Statistical procedures will be applied to the groundwater data as appropriate for the distribution characteristics of each constituent's data set. The selection of specific statistical methods to be applied will be based on those published in the Statistical Analysis of Groundwater Monitoring Data at RCRA Facilities, Unified Guidance (USEPA 2009); Guidance for Data Quality Assessment, Practical Methods for Data Analysis (USEPA QA/G-9, QA00 Update, EPA 600/R-96/084, July 2000), and Methods for Evaluating Attainment of Cleanup Standards (Volume 2: Ground Water (USEPA 230-R-92-014, July 1992).

E.7 DETECTION MONITORING PROGRAM

Due to the known presence of groundwater contamination, a detection monitoring program is not applicable.

E.8 COMPLIANCE MONITORING PROGRAM

E.8.1 WASTE DESCRIPTION

As a hazardous waste reclamation facility, PFSG, Chemical Conservation of Georgia, Inc. (CCGI), and its predecessors have handled a variety of wastes. A list of waste types accepted at the facility and estimated quantities handled by the facility on an annual basis were previously provided in Appendix M of the 1996 RFI (EPD, 1996). Wastes proposed to be handled based on this Modification are presented in Table A-2.

E.8.2 CHARACTERIZATION OF CONTAMINATED GROUNDWATER

The concentrations of each constituent in 40 CFR 264, Appendix IX and as required in 40 CFR 264.94 (Table 6-7) have been determined for the background well and each POC well. The proposed POC wells are installed in a line along the southeastern and southern facility boundaries at appropriate locations and depths to intercept groundwater passing underneath all regulated units at the facility. The POC wells include five wells that have screened intervals extending down into the shallow portion of the upper water bearing unit, similar to upgradient well MW-3. These wells include MW-1S, MW-4S, MW-5S, MW-12S, and MW-13S. Groundwater samples collected from these wells are representative of groundwater that has been impacted from historical facility operations and establish the compliance boundary.

Well MW-3 is the designated background well and is located at the northern, and most upgradient side of the facility. Appendix IX samples have been collected from this well to provide a basis of groundwater quality that has not been affected by historical facility operations.

Figure E-2 identifies the locations of the POC wells and background well. Table E-7 provides the proposed facility COC list (heptachlor deleted per requested modification).

E.8.3 HAZARDOUS CONSTITUENTS TO BE MONITORED IN COMPLIANCE PROGRAM

Analytical results obtained from the Appendix IX groundwater sampling as outlined in Section E.5 were used to establish the list of hazardous constituents monitored in the Compliance Program.

E.8.4 CONCENTRATION LIMITS

Analytical results obtained from Appendix IX groundwater sampling, as outlined in Section E.5, have been used to establish the concentration limits in groundwater (i.e., GWPS) required under 40 CFR 264.94. The GWPS is provided on Table E-7.

E.8.5 ALTERNATE CONCENTRATION LIMITS

The facility is not proposing Alternate Concentration Limits at this time.

E.8.6 ENGINEERING REPORT DESCRIBING GROUNDWATER MONITORING SYSTEMS

The facility has one Waste Management Area (WMA) that encompasses the six identified HWMUs. Figure E-2 identifies the boundary of the WMA.

As discussed in Section E.3.6, the groundwater flow in the upper water-bearing unit beneath the facility is a single unit consisting of clayey to medium grained sands underlain by a bounding limestone aquitard. The upper water-bearing unit has been separated into two zones, designated as "shallow" and "deep," with groundwater monitoring wells installed in both zones. Wells designated to monitor background and point of compliance are screened in the shallow zone and monitor the uppermost portion of the water bearing unit. The direction of the groundwater movement under the facility is to the south-southeast towards Mud Creek.

The compliance monitoring program consists of a sufficient number of wells installed at appropriate locations and depths to yield groundwater samples from the uppermost aquifer that represent background groundwater quality that has not been affected by site activities as well as the quality of groundwater passing the point of compliance. The compliance monitoring network consists of a background well, point of compliance wells, and additional wells used to monitor and delineate impacted groundwater on- and off-site as follows.

- Well MW-3, located on the north and hydraulically upgradient portion of the property, has been designated as the background well. The well is screened in the shallow zone and placed such that samples collected from this well will provide representative groundwater quality of water coming onto PFSG property that has not been affected by PFSG operations. Refer to Section E.8.2 of this Modification for a more detailed discussion on the appropriateness of well MW-3 to be used as background.
- Five wells, MW-1S, MW-4S, MW-5S, MW-12S, and MW-13S, are located along the south and southeast facility boundary and hydraulically downgradient of the WMA. The five POC wells are screened in the shallow zone and groundwater passing these points provides data on the quality of groundwater that has been impacted by historical facility.

Well/boring logs, where available, are presented in Exhibit E-2. Well construction details are presented in Table E-1. Table E-7 presents the parameters collected semi-annually for each of the 45 wells that will be effective upon permit issuance.

Data collected from each well listed will include depth-to-water measurements, total well depth measurements, samples for laboratory analysis, and field parameters. Depth-to-water measurements will be used to determine groundwater elevations used to create potentiometric surface maps, determine groundwater flow rates and directions, and hydraulic gradients. Total depth measurements are required to determine casing volumes for well purging. Total depth measurements will be collected at the same time depth-to-water measurements are collected using the same electronic water level indicator or interface probe. Procedures to collected depth-to-water and total depth measurements are described in the SAP, presented in Exhibit E-3. Total depth measurements will be reported semi-annually in the associated semi-annual groundwater monitoring reports.

Groundwater sampling will be conducted in accordance with the attached SAP. Designated wells are analyzed semi-annually/annually for VOCs as listed in Table E-7, and one POC well (rotating schedule) is analyzed annually for Appendix IX parameters in accordance with the procedures detailed in the SAP.

Field parameters will be used to determine groundwater stabilization indicating that adequate purge is achieved. Once purging is complete groundwater samples will be collected. All groundwater samples will be submitted to a USEPA-certified and State of Georgia-accredited laboratory for analysis.

Semi-annually, the groundwater analytical data collected from the POC wells will be used to determine if there is statistically significant evidence of increased contamination for any parameter identified as a result of the Appendix IX samples collected. Refer to Section E.6.4 for a discussion on the statistical approach that will be used once samples are collected.

A groundwater report will be submitted to the agency semi-annually with a summary of the resultant data. The semi-annual reports will be due 60 days following the end of the 2nd and 4th quarters.

E.8.7 PROPOSED SAMPLING AND STATISTICAL ANALYSIS PROCEDURES FOR GROUNDWATER DATA

Section E.6.4 provides a detailed description of the proposed statistical analysis for pre- and post-remediation. Section E.6.1 presents a description of the wells included in the permit and Sections E.5 and E.6, under the Proposed Groundwater Monitoring System and Evaluation, describes the analytes for laboratory analysis, the frequency of groundwater sampling, and the reporting requirements.

E.8.8 GROUNDWATER PROTECTION STANDARD EXCEEDED AT COMPLIANCE POINT MONITORING WELL

Analytical results at the POC will be compared against the GWPS to make a determination of exceedance following each semi-annual groundwater monitoring event.

E.8.9 CORRECTIVE ACTION PROGRAM

This permit modification application includes an updated Post-Closure Care Plan (PCCP), and a request to reinstate the intact HWMUs into active status. The updated PCCP (included in Section I) will be used as the basis for the final design and installation of a remedial measures system to address subsurface soil and groundwater impacts.

TABLES

TABLE E-1. MONITORING WELL CONSTRUCTION DETAILS AND 2022-2024 GROUNDWATER LEVELS
PERMA-FIX OF SOUTH GEORGIA, INC., VALDOSTA, GEORGIA

								May (2nd Q) 2022		November (4th Q) 2022		April (2nd Q) 2023		May (4th Q) 2023		November (4th Q) 2023		April (2nd Q) 2024		December (4th Q) 2024		
	Monitor Well Designation	Install Date	Casing Diameter (Inches)	Total Depth (ft BTOC)	Screened Interval (ft bgs)	Top of Casing Elevation (ft MSL)	Ground Elevation (ft MSL)	Depth to Groundwater (ft BTOC)	GWE (ft MSL)	Depth to Groundwater (ft BTOC)	GWE (ft MSL)	Depth to Groundwater (ft BTOC)	GWE (ft MSL)	Depth to Groundwater (ft BTOC)	GWE (ft MSL)	Depth to Groundwater (ft BTOC)	GWE (ft MSL)	Depth to Groundwater (ft BTOC)	GWE (ft MSL)	Depth to Groundwater (ft BTOC)	GWE (ft MSL)	Semiannual GWE Change[1] (ft)
On-Site	B-106	6/19/2006	2	24.35	15 - 25	190.596	191.139	14.48	176.12	15.63	174.97	NM	NM	NM	NM	14.80	175.80	14.00	176.60	14.27	176.33	0.27
Monitoring Wells	B-108	6/20/2006	2	24.22	15 - 25	191.973	192.085	16.22	175.75	17.30	174.67	NM	NM	NM	NM	16.02	175.95	15.33	176.64	15.56	176.41	0.23
Shallow	B-113	6/20/2006	2	24.4	15 - 25	191.493	191.527	16.30	175.19	17.10	174.39	NM	NM	NM	NM	15.78	175.71	15.08	176.41	15.27	176.22	0.19
	B-114	6/20/2006	2	24.48	15 - 25	192.23	192.066	15.91	176.32	17.43	174.80	NM	NM	NM	NM	NM	NM	15.45	176.78	15.41	176.82	-0.04
	MP-8	8/1/2004	1.25	22.21	17 - 19	191.889	191.889	16.05	175.84	17.27	174.62	NM	NM	NM	NM	16.17	175.72	15.34	176.55	15.57	176.32	0.23
	MW-1S*	NA	2	25.04	NA	190.55	187.485	15.30	175.25	16.33	174.22	15.76	174.79	16.11	174.44	15.52	175.03	14.90	175.65	15.07	175.48	0.17
	MW-2S*	NA	2	19.94	NA	187.99	186.21	NM	NM	13.57	174.42	NM	NM	13.48	174.51	12.80	175.19	12.25	175.74	12.33	175.66	0.08
	MW-3*	NA	2	20.69	NA	194.457	191.996	14.91	179.55	15.94	178.52	15.52	178.94	15.74	178.72	15.15	179.31	14.30	180.16	14.63	179.83	0.33
	MW-4S*	NA	2	28.12	NA	189.391	189.391	13.97	175.42	15.12	174.27	14.45	174.94	14.86	174.53	14.29	175.10	13.62	175.77	13.80	175.59	0.18
	MW-5S	3/22/1996	2	28.35	10 - 25	188.809	185.951	13.86	174.95	14.93	173.88	14.35	174.46	14.84	173.97	14.20	174.61	13.34	175.47	13.81	175.00	0.47
	MW-6S	3/21/1996	2	27.91	10 - 25	191.332	187.878	NM	NM	16.76	174.57	16.00	175.33	16.35	174.98	15.80	175.53	15.07	176.26	15.29	176.04	0.22
	MW-7S	3/27/1996	2	24.93	10 - 25	187.45	188.311	NM	NM	13.38	174.07	12.69	174.76	12.84	174.61	12.50	174.95	11.76	175.69	12.04	175.41	0.28
	MW-8S	3/22/1996	2	27.8	10 - 25	194.61	191.339	NM	NM	20.03	174.58	19.34	175.27	19.60	175.01	19.13	175.48	18.38	176.23	18.63	175.98	0.25
	MW-9S	3/22/1996	2	24.67	10 - 25	190.17	190.66	NM	NM	15.11	175.06	14.57	175.60	14.86	175.31	14.25	175.92	13.49	176.68	13.74	176.43	0.25
	MW-10S	3/23/1996	2	24.94	10 - 25	190.17	190.416	14.78	175.39	15.53	174.64	14.96	175.21	15.26	174.91	14.80	175.37	14.06	176.11	14.17	176.00	0.11
	MW-11S	3/21/1996	2	24.9	10 - 25	195.115	192.224	NM	NM	19.81	175.31	19.36	175.76	19.60	175.52	19.02	176.10	18.19	176.93	18.49	176.63	0.3
	MW-12S	3/23/1996	2	27.61	10 - 25	189.04	186.35	13.52	175.52	14.70	174.34	14.05	174.99	14.43	174.61	13.90	175.14	13.19	175.85	13.35	175.69	0.16
	MW-13S	6/6/1997	2	23.89	10 - 25	187.71	187.852	12.42	175.29	13.06	174.65	12.49	175.22	12.86	174.85	12.25	175.46	11.60	176.11	11.86	175.85	0.26
	MW-24S*	NA	2	21.69	NA	189.30	NA	NM	NM	14.31	174.99	13.70	175.60	13.98	175.32	13.45	175.85	12.64	176.66	12.83	176.47	0.19
	MW-103	6/16/2006	2	22.33	10 - 25	193.315	190.473	13.61	179.71	14.70	178.62	14.27	179.05	14.50	178.82	13.90	179.42	13.08	180.24	13.38	179.94	0.30
Deep	MW-1D*	NA	2	46.4	37 - 47	190.59	187.53	15.34	175.25	16.41	174.18	15.86	174.73	16.22	174.37	15.62	174.97	15.01	175.58	15.17	175.42	0.16
	MW-2DR*	3/24/2010	2	44.64	NA	189.52	186.4	NM	NM	14.87	174.65	14.55	174.97	14.80	174.72	14.33	175.19	13.71	175.81	13.79	175.73	0.08
	MW-4D*	NA	2	44.57	NA	189.47	186.53	NM	NM	15.26	174.21	14.78	174.69	15.14	174.33	14.50	174.97	13.96	175.51	14.06	175.41	0.1
	MW-5D	3/28/1996	2	43.71	31 - 41	188.9	185.96	NM	NM	14.76	174.14	14.35	174.55	14.72	174.18	14.00	174.90	13.52	175.38	13.60	175.30	0.08
	MW-6D	3/21/1996	2	43.55	31 - 41	191.37	188.01	NM	NM	16.65	174.72	16.13	175.24	16.51	174.86	15.88	175.49	15.29	176.08	15.44	175.93	0.15
	MW-7D	3/27/1996	2	40.93	31 - 41	188.06	188.35	NM	NM	13.26	174.80	13.26	174.80	15.40	172.66	12.70	175.36	12.15	175.91	12.20	175.86	0.05
	MW-8DR	3/1/2010	2	43.91	NA	195.43	191.37	NM	NM	20.43	175.00	19.90	175.53	20.23	175.20	19.68	175.75	18.95	176.48	19.16	176.27	0.21
	MW-9D	3/27/1996	2	40.76	31 - 41	190.24	190.6	NM	NM	15.16	175.08	14.65	175.59	14.97	175.27	14.41	175.83	13.63	176.61	13.81	176.43	0.18
	MW-10D	3/24/1996	2	40.78	31 - 41	190.17	190.45	NM	NM	15.59	174.58	15.02	175.15	15.35	174.82	14.80	175.37	14.07	176.10	14.32	175.85	0.25
	MW-11D	3/20/1996	2	43.56	31 - 41	195.14	192.29	18.63	176.51	19.79	175.35	19.30	175.84	19.55	175.59	19.00	176.14	18.16	176.98	18.43	176.71	0.27
	MW-12D	3/24/1996	2	42.65	31 - 41	189.04	186.38	NM	NM	14.79	174.25	14.34	174.70	14.68	174.36	14.00	175.04	13.55	175.49	13.63	175.41	0.08
	MW-13D	6/3/1997	2	41.32	31 - 41	187.61	187.86	12.90	174.71	13.20	174.41	12.63	174.98	12.98	174.63	12.41	175.20	11.73	175.88	11.52	176.09	-0.21
	MW-13D3	NA	2	138.38	122 - 138	187.50	187.86	85.92	101.58	91.58	95.92	86.28	101.22	87.18	100.32	90.62	96.88	83.37	104.13	84.09	103.41	0.72
	MW-13DD	12/23/2000	2	68.23	60 - 65	187.65	187.86	19.09	168.56	19.86	167.79	19.20	168.45	19.56	168.09	19.08	168.57	18.54	169.11	18.19	169.46	-0.35
	MW-24D	9/8/2004	2	38.82	35 - 40	188.87	189.67	NM	NM	14.10	174.77	13.69	175.18	13.94	174.93	13.33	175.54	12.57	176.30	12.84	176.03	0.27
Off-Site	MW-14S*	NA	2	24.38	NA	175.86	NA	5.27	170.59	5.50	170.36	5.08	170.78	5.48	170.38	5.02	170.84	5.02	170.84	4.93	170.93	-0.09
Monitoring Wells	MW-16	12/22/2000	2	36.11	20 - 35	181.45	178.77	NM	NM	10.10	171.35	9.25	172.20	NM	NM	9.20	172.25	8.84	172.61	8.89	172.56	0.05
Shallow	MW-18*	NA	2	39.34	NA	181.47	NA	NM	NM	13.07	168.40	12.06	169.41	12.60	168.87	12.23	169.24	11.65	169.82	11.57	169.90	-0.08
	MW-19R	3/24/2010	2	40.11	NA	188.82	189.07	NM	NM	14.40	174.42	13.90	174.92	14.25	174.57	13.72	175.10	2.84	185.98	13.21	175.61	10.37
	MW-26	9/9/2004	2	22.43	12.75 - 22.75	192.55	192.95	NM	NM	16.99	175.56	16.49	176.06	17.05	175.50	16.13	176.42	15.18	177.37	15.58	176.97	0.4
	MW-27	9/9/2004	2	22.37	12.7 - 22.7	191.44	191.96	NM	NM	16.41	175.03	15.91	175.53	16.55	174.89	15.64	175.80	14.77	176.67	15.13	176.31	0.36
	MW-28	9/9/2004	2	24.28	14 - 24	194.97	195.21	NM	NM	18.90	176.07	16.63	178.34	17.84	177.13	17.63	177.34	16.44	178.53	16.92	178.05	0.48
	TW-1	12/20/2000	2	6	1 - 6	171.83	168.8	NM	NM	3.45	168.38	NM	NM	NM	NM	NM	NM	NM	NM	NM	NM	NM
	TW-2	12/20/2000	2	4	1 - 4	171.07	166.75	NM	NM	4.90	166.17	3.72	167.35	NM	NM	4.19	166.88	3.98	167.09	NM	NM	NM
	TW-3	12/20/2000	2	6	1 - 6	170.02	167.15	NM	NM	3.68	166.34	2.91	167.11	NM	NM	2.88	167.14	2.89	167.13	NM	NM	NM
Deep	MW-14D*	NA	2	39.11	NA	175.79	NA	7.42	168.37	8.14	167.65	7.45	168.34	7.85	167.94	7.49	168.30	7.04	168.75	6.82	168.97	-0.22
	MW-15	12/19/2000	2	42.23	24 - 39	186.98	184.18	12.50	174.48	13.48	173.50	12.75	174.23	12.99	173.99	12.70	174.28	11.70	175.28	21.03	165.95	9.3
	MW-17*	NA	2	40.3	NA	171.70	NA	3.95	167.75	4.58	167.12	3.89	167.81	4.31	167.39	NM	NM	3.52	168.18	3.25	168.45	-0.27
	MW-20*	NA	2	42.01	28 - 38	170.13	170	2.05	168.08	2.80	167.33	1.93	168.20	2.46	167.67	2.05	168.08	1.61	168.52	NM	NM	NM
	MW-21*	NA	2	41.94	NA	169.43	NA	0.40	169.03	1.90	167.53	0.85	168.58	1.39	168.04	1.02	168.41	0.30	169.13	NM	NM	NM
	MW-22	4/16/2003	2	38.56	29.5 - 39.5	171.02	167.79	3.23	167.79	4.33	166.69	3.00	168.02	3.70	167.32	3.28	167.74	2.80	168.22	NM	NM	NM
	MW-23 [(2)]	9/2/2004	2	78.72	68 - 78	175.21	176	NM	NM	31.38	143.83	28.25	146.96	25.88	149.33	26.40	148.81	26.62	148.59	24.73	150.48	-1.89
	MW-29	9/10/2004	2	40.28	35.5 - 40.5	175.68	176.32	NM	NM	7.05	168.63	NM	NM	NM	NM	NM	NM	5.45	170.23	5.21	170.47	-0.24
							Shallow Zone Avg.	14.04	175.78	14.18	173.72	13.37	174.42	14.91	174.83	13.58	174.74	12.64	175.81	13.92	175.87	-0.05
							Deep Zone Avg.[2]	16.49	164.74	16.27	168.74	15.90	169.56	16.38	169.08	16.55	169.60	14.57	170.44	17.19	170.17	0.27
							Overall Avg.[2]	15.12	170.26	15.23	171.23	14.63	171.99	15.64	171.96	15.06	172.17	13.61	173.13	15.55	173.02	0.11

Notes:
NA = Not Available
NM = Not Measured
NC = Not Calculated
GWE = Groundwater Elevation
BTOC = Below Top of Casing
ft MSL = Feet Mean Sea Level
* = No well logs available for these wells
1 = Semiannual GWE Change = 2Q2024 GWE - 4Q2024 GWE
2 = Average does not include data from well MW-23. This well is screened much deeper and generally yields much lower groundwater elevations.

TABLE E-2
Historical Soil Physical and Chemical Properties Testing Results - March 1996
Perma-Fix of South Georgia, Inc., Valdosta GA

Sample Designation												
Well Name	Depth (ft bgs)	Lithologic Unit	Date	Moisture Content (%)	Porosity (Total) (%BV)	Unified Soil Classification	Density (lbs/ft^3)	Infiltration (cm^2)	Vertical Flow Rate (cm/sec)	Cation Exchange Capacity (meq Na^+/100g)	Organic Content (%)	Soil Sorption Capacity
MW-5S	7-9	Silty Fine Sand	3/22/96	13.3	30.0	SC	115.7	1.20E-10	1.41E-05	6.7	4.8	High
MW-6S	7-9	Silty Fine Sand	3/21/96	14.2	28.3	SC	118.6	3.83E-08	4.50E-03	8.6	4.4	High
MW-7S	7-9	Silty Fine Sand	3/27/96	11.4	29.8	SC	116.1	7.98E-09	9.38E-04	4.9	2.6	Low
MW-8S	7-9	Silty Fine Sand	3/22/96	14.1	40.2	SC	98.9	7.74E-09	9.10E-04	4.7	2.8	High
MW-5S	9-11	Silty Fine Sand	3/22/96	13.0	38.1	SC	102.3	3.15E-09	3.70E-04	6.4	3.3	Low
MW-6S	9-11	Silty Fine Sand	3/21/96	11.8	27.8	SC	119.4	2.70E-10	3.18E-05	7.9	4.1	High
MW-7S	9-11	Silty Fine Sand	3/27/96	12.4	34	SC	109.1	1.44E-09	1.69E-04	5.6	2.9	Low
MW-8S	9-11	Silty Fine Sand	3/22/96	8.8	NM	SP-SM	NM	2.40E-10	2.82E-05	5.4	3.5	High
Silty Fine Sand Average (Vadose Zone)				*12.4*	*32.6*		*111.4*	*7.40E-09*	*8.70E-04*	*6.3*	*3.6*	
MW-6D	39-41	Med to Coarse Sand	3/21/96	25.4	36.2	SC	105.5	NA	1.06E-05	5.2	2.2	Low
MW-6D	40.5-41	Med to Coarse Sand	3/21/96	NA	NA	SP	NA	NA	NA	NA	NA	NA
Medium Sand Average (Shallow Zone)				*25.4*	*36.2*		*105.5*	*NA*	*1.06E-05*	*5.2*	*2.2*	
MW-9D	41-43	Sandy Clay	3/27/96	42.8	51.9	CL	79.4	NA	1.41E-07	21.7	4.4	High
MW-10D	41-43	Sandy Clay	3/24/96	43.2	50.5	CL	81.9	NA	1.06E-05	28.7	7.8	High
Sandy Clay Average (Deep Zone)				*43.0*	*51.2*		*80.7*	*NA*	*5.36E-06*	*25.2*	*6.1*	

Sample Designation				Sieve Analysis (% Passing)					
Well Name	Depth (ft bgs)	Lithologic Unit	Date	3/4 in	No. 4	No. 10	No. 40	No. 100	No. 200
MW-5S	7-9	Silty Fine Sand	3/22/96	100	100	100	69	40	30
MW-6S	7-9	Silty Fine Sand	3/21/96	100	100	100	64	39	31
MW-7S	7-9	Silty Fine Sand	3/27/96	100	100	100	67	28	24
MW-8S	7-9	Silty Fine Sand	3/22/96	100	100	100	70	28	21
MW-5S	9-11	Silty Fine Sand	3/22/96	100	100	100	63	30	26
MW-6S	9-11	Silty Fine Sand	3/21/96	100	100	100	78	30	28
MW-7S	9-11	Silty Fine Sand	3/27/96	100	100	100	51	24	22
MW-8S	9-11	Silty Fine Sand	3/22/96	100	100	100	56	12	10
Silty Fine Sand Average (Vadose Zone)				*100*	*100*	*100*	*65*	*29*	*24*
MW-6D	39-41	Med to Coarse Sand	3/21/96	100	100	100	96	56	22
MW-6D	40.5-41	Med to Coarse Sand	3/21/96	100	100	99	78	3	1
Medium Sand Average (Shallow Zone)				*100*	*100*	*100*	*87*	*29*	*11*
MW-9D	41-43	Sandy Clay	3/27/96	100	100	100	99	92	64
MW-10D	41-43	Sandy Clay	3/24/96	100	100	100	99	84	66
Sandy Clay Average (Deep Zone)				*100*	*100*	*100*	*99*	*88*	*65*

bgs - below ground surface
BV - bulk volume
cm^2 - centimeters squared
cm/sec - centimeters per second
ft - feet
lbs/ft^3 - pounds per foot cubed
meq Na^+/100g - milliequivalents of sodium per 100 grams
NA = Not Analyzed
NM = Not measured due to wax contamination of sample

TABLE E-3
Soil Physical Properties Results - July 2006 Field Investigation
Perma-Fix of South Georgia, Inc., Valdosta, GA

Sample Information					Soil Permeability (KH_2O)[1]						Bulk Density[1]		Grain	
Sample Desc.		Date	Time	Lithologic Unit	Horizontal			Vertical			Dry	Natural	Density[1]	Description
					md	cm/sec	cm^2	md	cm/sec	cm^2	g/cm^3	g/cm^3	g/cm^3	
B-113	8.0-8.5	6/20/06	8:30	Silty Fine Sand	8.73	8.99E-06	7.64E-11	NA	NA	NA	1.92	2.14	2.67	Sd red-tan vf-mgr vslty no stn no flor
ASI-1	11.0-12.0	6/14/06	14:00	Silty Fine Sand	89.39	9.21E-05	7.82E-10	NA	NA	NA	1.87	2.05	2.65	Sd red-tan vf-mgr slty no stn no flor
Silty Fine Sand Average (Vadose Zone)					*49.06*	*5.05E-05*	*4.29E-10*	*NA*	*NA*	*NA*	*1.90*	*2.09*	*2.66*	
ASI-1	15.5-16.0	6/14/06	14:15	Clayey Fine Sand	NA	NA	NA	0.22	2.31E-07	1.96E-12	1.86	2.15	2.65	Sd red-tan vf-mgr slty no stn no flor
MW-100	17.0-17.5	6/17/06	9:30	Clayey Fine Sand	NA	NA	NA	5.52	5.68E-06	4.83E-11	1.78	2.10	2.66	Sd red-tan vf-mgr slty no stn no flor
B-113	17.5-18.0	6/20/06	8:50	Clayey Fine Sand	NA	NA	NA	0.17	1.74E-07	1.48E-12	1.76	2.09	2.66	Sd red-tan vf-mgr slty cly no stn no flor
Clayey Fine Sand Average (Shallow Zone)					*NA*	*NA*	*NA*	*1.97*	*2.03E-06*	*1.72E-11*	*1.80*	*2.12*	*2.66*	
MW-100	25.0-25.5	6/17/06	9:45	Med to Corase Sand	NA	NA	NA	2.65	2.73E-06	2.32E-11	1.66	2.01	2.59	Sd red-tan vf-mgr slslty no stn no flor
B-113	25.0-25.5	6/20/06	9:10	Med to Corase Sand	NA	NA	NA	9.24	9.52E-06	8.09E-11	1.75	2.09	2.68	Sd red-tan vf-mgr slty cly no stn no flor
ASI-1	27.5-28.0	6/14/06	14:35	Med to Corase Sand	NA	NA	NA	126.63	1.30E-04	1.11E-09	1.69	2.03	2.67	Sd red-tan vf-mgr slslty no stn no flor
Medium to Coarse Sand Average (Shallow Zone)					*NA*	*NA*	*NA*	*46.18*	*4.74E-05*	*4.04E-10*	*1.70*	*2.04*	*2.64*	

Sample Information					Effective Porosity[5]	Specific Retention[5]	Moisture Content[2]	Porosity[1] (Total)	Void Space[1]	Water Sat.[1]	TOC[3]
Sample Desc.		Date	Time	Lithologic Unit	%BV	%	%	%BV	%PV	%PV	kg/kg
B-113	8.0-8.5	6/20/06	8:30	Silty Fine Sand	NA	NA	NA	28.0	21.2	78.8	NA
ASI-1	11.0-12.0	6/14/06	14:00	Silty Fine Sand	NA	NA	NA	29.3	37.9	62.1	ND
Silty Fine Sand Average (Vadose Zone)					*NA*	*NA*	*NA*	*28.67*	*29.52*	*70.48*	*ND*
ASI-1	15.5-16.0	6/14/06	14:15	Clayey Fine Sand	6.1	79.4	14.3	29.6	1.1	98.9	ND
MW-100	17.0-17.5	6/17/06	9:30	Clayey Fine Sand	12.9	56.0	14.9	33.1	0.9	99.1	ND
B-113	17.5-18.0	6/20/06	8:50	Clayey Fine Sand	7.0	77.0	15.4	33.7	0.6	99.4	ND
Clayey Fine Sand Average (Shallow Zone)					*8.67*	*70.82*	*14.86*	*32.14*	*0.87*	*99.13*	*ND*
MW-100	25.0-25.5	6/17/06	9:45	Med to Corase Sand	13.9	59.1	17.7	35.7	0.7	99.3	ND
B-113	25.0-25.5	6/20/06	9:10	Med to Corase Sand	13.7	56.0	15.1	34.8	0.1	99.9	ND
ASI-1	27.5-28.0	6/14/06	14:35	Med to Corase Sand	16.1	50.4	16.1	36.6	7.3	92.7	ND
Medium to Coarse Sand Average (Shallow Zone)					*14.60*	*55.16*	*16.28*	*35.69*	*2.69*	*97.31*	*ND*

F = Fractured due to clay shrinkage during drying
* = Estimated value, result was less than the reporting limit of 0.05 % (0.0005 kg/kg or 500 ppm)
NA = Not Analyzed
ND** = Not Detected, was less than minimum detection limit of 0.02% (0.0002 kg/kg or 200 ppm)
md - millidarcy
cm/sec - centimeters per second
cm^2 - centimeters squared
g/cm^3 - grams per centimeters cubed
BV - bulk volume
PV - pore volume
kg/kg - kilogram per kilogram
TOC - total organic carbon

Analytical Methods :

[1] : *API RP 40: Recommended Practices for Core Analysis,* American Petroleum Institute, 2nd Edition, Feb. 1998
[2] : *ASTM D 2216-90: Standard Test Method for Laboratory Determination of Water (Moisture) Content of Soil, Rock, and Soil-Aggregate Mixtures* , ASTM Standards, Vol. 4.08, 199
[3] : *MSA Walkley-Black* : ASA,SSSA - Methods of Soil Analysis, Chemical and Microbiological Properties, Part 2, 2nd Edition, 1982
[4] : *ASTM D 5084: Standard Test Method for Measurement of Hyd. Cond. Of Saturated Porous Materials Using a Flexible Wall Permeameter,* ASTM Standards, Vol. 4.
[5] : *ASTM D 425-88: Standard Test Method for Centrifuge Moisture Equivalent of Soils* , ASTM Standards, Vol. 4.08, 1991

TABLE E-4

Previous Groundwater Aquifer Pumping Tests and Results - July 1996

Perma-Fix of South Georgia, Inc., Valdosta, GA

					Test Data					Parameter Estimates				
					Q	r	rc	rw	b	Transmissivity		Conductivity		S
Test Well	Observation Well	Test Type	Aquifer Model	Solution Method	(gpm)	(ft)	(ft)	(ft)	(ft)	(ft^2/min)	(cm^2/sec)	(ft/min)	(cm/sec)	
MW-12S	MW-4S	Pumping	Unconfined	Theis	16.4	31	0.083	0.3	29	2.14E+00	3.31E+01	7.37E-02	1.14E+00	1.13E-02
		Recovery	Unconfined	Theis	NA	31	0.083	0.3	29	1.05E+00	1.63E+01	3.62E-02	5.61E-01	1.70E-03
	MW-6S	Pumping	Unconfined	Theis	16.4	40	0.083	0.3	29	2.12E+00	3.29E+01	7.32E-02	1.13E+00	2.10E-04
		Recovery	Unconfined	Theis	NA	40	0.083	0.3	29	1.20E+00	1.85E+01	4.13E-02	6.40E-01	2.52E-03
MW-5S	MW-2S	Pumping	Unconfined	Theis	10.5	50	0.083	0.3	29	1.64E+00	2.53E+01	5.64E-02	8.74E-01	7.21E-04
		Recovery	Unconfined	Theis	NA	50	0.083	0.3	29	1.35E+00	2.09E+01	4.66E-02	7.22E-01	1.22E-03
	MW-12S	Pumping	Unconfined	Theis	10.5	101	0.083	0.3	29	1.96E+00	3.03E+01	6.75E-02	1.05E+00	2.35E-04
		Recovery	Unconfined	Theis	NA	101	0.083	0.3	29	1.26E+00	1.95E+01	4.34E-02	6.72E-01	6.25E-04
Shallow Zone Average										1.59E+00	2.46E+01	5.48E-02	8.48E-01	2.32E-03
Shallow Zone Standard Deviation										4.36E-01	6.75E+00	1.50E-02	2.33E-01	3.72E-03
MW-12D	MW-4D	Pumping	Unconfined	Theis	1.83	18	0.083	0.3	29	1.90E-01	2.94E+00	6.55E-03	1.01E-01	2.34E-03
		Recovery	Unconfined	Theis	NA	18	0.083	0.3	29	2.21E-01	3.42E+00	7.61E-03	1.18E-01	1.03E-03
	MW-6D	Pumping	Unconfined	Theis	1.83	40	0.083	0.3	29	2.12E-01	3.29E+00	7.32E-03	1.13E-01	8.24E-04
		Recovery	Unconfined	Theis	NA	40	0.083	0.3	29	1.59E-01	2.46E+00	5.49E-03	8.49E-02	4.08E-04
MW-5D	MW-2D	Pumping	Unconfined	Theis	1.76	41	0.083	0.3	29	1.38E+00	2.14E+01	4.77E-02	7.39E-01	1.48E-03
		Recovery	Unconfined	Theis	NA	41	0.083	0.3	29	7.90E-01	1.22E+01	2.72E-02	4.22E-01	3.86E-04
	MW-12D	Pumping	Unconfined	Theis	1.76	114	0.083	0.3	29	7.22E-01	1.12E+01	2.49E-02	3.86E-01	3.58E-03
		Recovery	Unconfined	Theis	NA	114	0.083	0.3	29	9.94E-01	1.54E+01	3.43E-02	5.31E-01	1.14E-03
Deep Zone Average										5.84E-01	9.04E+00	2.01E-02	3.12E-01	1.40E-03
Deep Zone Standard Deviation										4.59E-01	7.11E+00	1.58E-02	2.45E-01	1.08E-03

Notes:

Q = Pump test pumping rate

r = Radial distance from test well to observation well

rc = Well casing radius

rw = Well boring radius

b = Aquifer thickness

NA = Not Applicable

ft - feet

ft^2/min - feet squared per minute

gpm - gallons per minute

cm^2/sec - centimeters squared per second

ft/min - feet per minute

S - storage coefficient

TABLE E-5
Groundwater Aquifer MPX Pumping Tests and Results - July 2006
Perma-Fix of South Georgia, Inc., Valdosta, GA

Test Well	Observation Well	Test Type	Aquifer Model	Solution Method	Test Data Q (gpm)	r (ft)	rc (ft)	rw (ft)	b (ft)	Parameter Estimates: Transmissivity (ft^2/min)	Transmissivity (cm^2/sec)	Conductivity (ft/min)	Conductivity (cm/sec)
MPX-1	SVE-1	Pumping	Unconfined	Theis	6.24	3.94	0.1667	0.5625	30	3.62E-01	5.61E+00	1.21E-02	6.15E-03
		Recovery	Unconfined	Theis	NA	3.94	0.1667	0.5625	30	6.26E-01	9.69E+00	2.09E-02	1.06E-02
	SVE-2	Pumping	Unconfined	Theis	6.24	9.77	0.1667	0.5625	30	3.62E-01	5.61E+00	1.21E-02	6.15E-03
		Recovery	Unconfined	Theis	NA	9.77	0.1667	0.5625	30	6.39E-01	9.89E+00	2.13E-02	1.08E-02
	SVE-3	Pumping	Unconfined	Theis	6.24	5.83	0.1667	0.5625	30	2.22E-01	3.44E+00	7.39E-03	3.75E-03
		Recovery	Unconfined	Theis	NA	5.83	0.1667	0.5625	30	8.22E-01	1.27E+01	2.74E-02	1.39E-02
	SVE-4	Pumping	Unconfined	Theis	6.24	18.65	0.1667	0.5625	30	7.64E-01	1.18E+01	2.55E-02	1.30E-02
		Recovery	Unconfined	Theis	NA	18.65	0.1667	0.5625	30	6.55E-01	1.01E+01	2.18E-02	1.11E-02
									Cooper-Jacob Distance-Drawdown	4.90E-01	7.59E+00	1.63E-02	8.28E-03
									Average	5.49E-01	8.50E+00	1.83E-02	9.30E-03
									Standard Deviation	2.02E-01	3.13E+00	6.73E-03	3.42E-03

Notes:
Q = Pump test pumping rate
r = Radial distance from test well to observation well
rc = Well casing radius
rw = Well boring radius
b = Aquifer thickness
NA = Not Applicable
ft^2 - feet squared
ft - feet
gpm - gallons per minute
cm/sec - centimeters per second
cm^2/sec - centimeters squared per second
ft/min - feet per minute
ft^2/min - foot squared per minute

TABLE E-6. VERTICAL HYDRAULIC GRADIENTS
PERMA-FIX OF SOUTH GEORGIA, INC., VALDOSTA, GEORGIA

Well Pair	Shallow Well		Deep Well		Vertical Gradients (i_v) (ft/ft)				December 2024 (4th Q)			
On-Site Wells	TOS[1]	BOS[1]	TOS[2]	BOS[2]	DL (ft)	Apr 2023 (2nd Q)	Nov 2023 (4nd Q)	Apr 2024 (2nd Q)	GWE-S (ft MSL)	GWE-D (ft MSL)	DH (ft)	i_v (ft/ft)
MW-1S/D	10	25	37	47	24.5	-0.104	-0.002	-0.003	175.48	175.42	-0.06	-0.002
MW-2S/DR	10	25	37	47	24.5	-0.050	0.000	0.003	175.66	175.73	0.07	0.003
MW-4S/D	10	25	37	47	24.5	0.017	-0.005	-0.011	175.59	175.41	-0.18	-0.007
MW-5S/D	10	25	31	41	18.5	-0.118	0.016	-0.005	175.00	175.30	0.30	0.016
MW-6S/D	10	25	31	41	18.5	-0.151	-0.002	-0.010	176.04	175.93	-0.11	-0.006
MW-7S/D	10	25	31	41	18.5	0.086	0.022	0.012	175.41	175.86	0.45	0.024
MW-8S/DR	10	25	31	41	18.5	-0.125	0.015	0.014	175.98	176.27	0.29	0.016
MW-9S/D	10	25	31	41	18.5	0.055	-0.005	-0.004	176.43	176.43	0.00	0.000
MW-10S/D	10	25	31	41	18.5	0.041	0.000	-0.001	176.00	175.85	-0.15	-0.008
MW-11S/D	10	25	31	41	18.5	-0.127	0.002	0.003	176.63	176.71	0.08	0.004
MW-12S/D	10	25	31	41	18.5	-0.126	-0.005	-0.019	175.69	175.41	-0.28	-0.015
MW-13S/D	10	25	31	41	18.5	0.026	-0.014	-0.012	175.85	176.09	0.24	0.013
MW-24S/D	10	25	35	40	20.0	-0.194	-0.016	-0.018	176.47	176.03	-0.44	-0.022
Off-Site Wells												
MW-14S/D	10	25	31	41	18.5	-0.132	-0.137	-0.113	170.93	168.97	-1.96	-0.106

Notes:

S=Shallow Well

D=Deep Well

TOS = Top of screen

BOS = Bottom of screen

GWE = Groundwater elevation

DL = Difference in average screen length

DH = Difference in groundwater elevations

iv = Calculated vertical gradient

NA = Elevation data not available

NC = Not calculated

[1] Where data is not known, data from wells in the same unit was assumed.

Negative iv indicates a vertical gradient downward whereas a positive iv indicates a vertical gradient upward.

TABLE E-7
Groundwater Protection Standards
Perma-Fix of South Georgia, Inc.
Valdosta, Georgia

Hazardous Constituent	GWPS (µg/L)
Benzene	5
Carbon Tetrachloride	5
Chlorobenzene	100
Chloroethane (ethyl chloride)	*
Chloroform	80
2-Chlorotoluene	*
1,2-Dichlorobenzene	600
1,1-Dichloroethane	*
1,2-Dichloroethane	5
1,1-Dichloroethene	7
cis-1,2-Dichloroethene	70
trans-1,2-Dichloroethene	100
Ethylbenzene	700
Isopropylbenzene (cumene)	*
Methylene Chloride	5
Methyl-Tert-Butyl-Ether	*
Naphthalene	*
N-Propylbenzene	*
Tetrachloroethene	5
Toluene	1,000
1,1,1-Trichloroethane	200
Trichloroethene	5
1,2,4-Trimethylbenzene	*
1,3,5-Trimethylbenzene	*
Vinyl Chloride	2
Xylenes, total	10,000

GWPS = Groundwater Protection Standard

µg/L = micrograms per liter

* = Background concentration is determined by Permit Condition III.D.6 and 9: Hazardous Waste Facility Permit, Perma-Fix of South Georgia, Inc. (PFSG), Valdosta, Georgia, EPA ID No. GAD093380814, February 11, 2020.

Table E-8 Well Monitoring Requirements

Perma-Fix of South Georgia, Inc.

	Well ID	DTW (ft BTOC)	TD (ft BTOC)	VOC (EPA 8060D)	pH	Temp °C	Conductivity (mS/cm)	DO (mg/L)	ORP (mV)
Off-Site Wells	MW-14D	X	X	X	X	X	X	X	X
	MW-14S	X	X	X	X	X	X	X	X
	MW-15	X	X	X	X	X	X	X	X
	MW-16	X	X	X	X	X	X	X	X
	MW-17	X	X	X	X	X	X	X	X
	MW-18	X	X	X	X	X	X	X	X
	MW-19R	X	X	X	X	X	X	X	X
	MW-20	X	X	X	X	X	X	X	X
	MW-21	X	X	X	X	X	X	X	X
	MW-22	X	X	X	X	X	X	X	X
	MW-23	X	X	X	X	X	X	X	X
	MW-26	X	X	X	X	X	X	X	X
	MW-27	X	X	X	X	X	X	X	X
	MW-28	X	X	X	X	X	X	X	X
	MW-29	X	X	X	X	X	X	X	X
On-Site Wells	MW-1D	X	X	X	X	X	X	X	X
	MW-1S	X	X	X	X	X	X	X	X
	MW-2DR	X	X	X	X	X	X	X	X
	MW-2S	X	X	X	X	X	X	X	X
	MW-3	X	X	X	X	X	X	X	X
	MW-4D	X	X	X	X	X	X	X	X
	MW-4S	X	X	X	X	X	X	X	X
	MW-5D	X	X	X	X	X	X	X	X
	MW-5S	X	X	X	X	X	X	X	X
	MW-6D	X	X	X	X	X	X	X	X
	MW-6S	X	X	X	X	X	X	X	X
	MW-7D	X	X	X	X	X	X	X	X
	MW-7S	X	X	X	X	X	X	X	X
	MW-8DR	X	X	X	X	X	X	X	X
	MW-8S	X	X	X	X	X	X	X	X
	MW-9D	X	X	X	X	X	X	X	X
	MW-9S	X	X	X	X	X	X	X	X
	MW-10D	X	X	X	X	X	X	X	X
	MW-10S	X	X	X	X	X	X	X	X
	MW-11D	X	X	X	X	X	X	X	X
	MW-11S	X	X	X	X	X	X	X	X
	MW-12D	X	X	X	X	X	X	X	X
	MW-12S	X	X	X	X	X	X	X	X
	MW-13D	X	X	X	X	X	X	X	X
	MW-13D3	X	X	X	X	X	X	X	X
	MW-13DD	X	X	X	X	X	X	X	X
	MW-13S	X	X	X	X	X	X	X	X
	MW-24D	X	X	X	X	X	X	X	X
	MW-24S	X	X	X	X	X	X	X	X
	MW-103	X	X	X	X	X	X	X	X
	B106R	X	X						
	B-108R	X	X						
	B-113R	X	X						
	B-114R	X	X						
	MP-8	X	X						

Notes: ft BTOC = feet below top of casing oC = degrees celsius mg/L = milligrams per liter
mS/cm = millisiemens per centimeter mV = millivolts

FIGURES

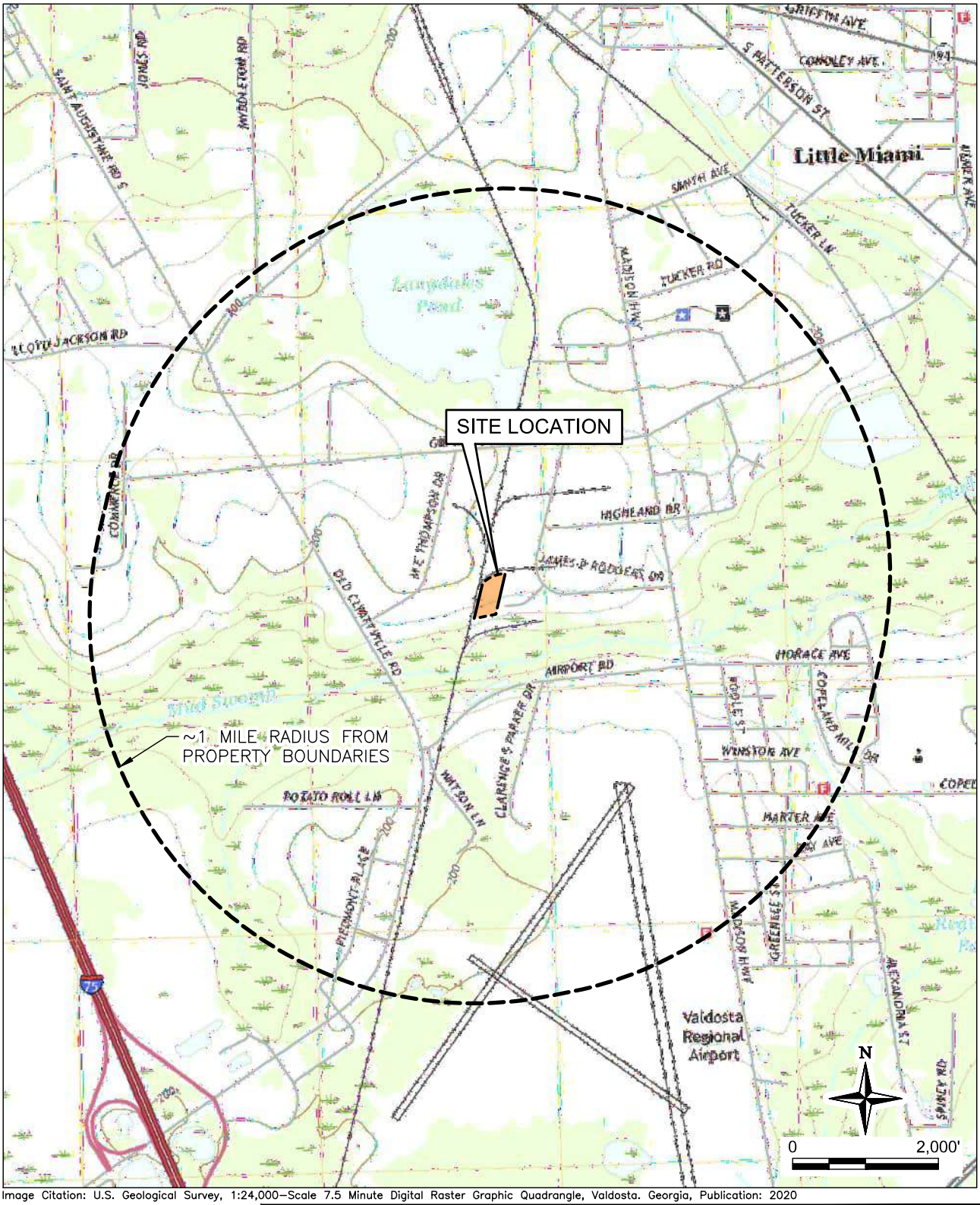

Image Citation: U.S. Geological Survey, 1:24,000–Scale 7.5 Minute Digital Raster Graphic Quadrangle, Valdosta. Georgia, Publication: 2020



QUADRANGLE LOCATION

GeoSouth
Environmental Solutions
10250 Old St Augustine Rd
Ste 15 PMB 333
Jacksonville, FL 32257
904.328.0585

Scale: 1"=2000' | 1/20/2025

FIGURE E-1

SITE LOCATION MAP

PERMA-FIX OF SOUTH GEORGIA, INC.
1612 JAMES P. RODGERS CIRCLE
VALDOSTA, GEORGIA 30601

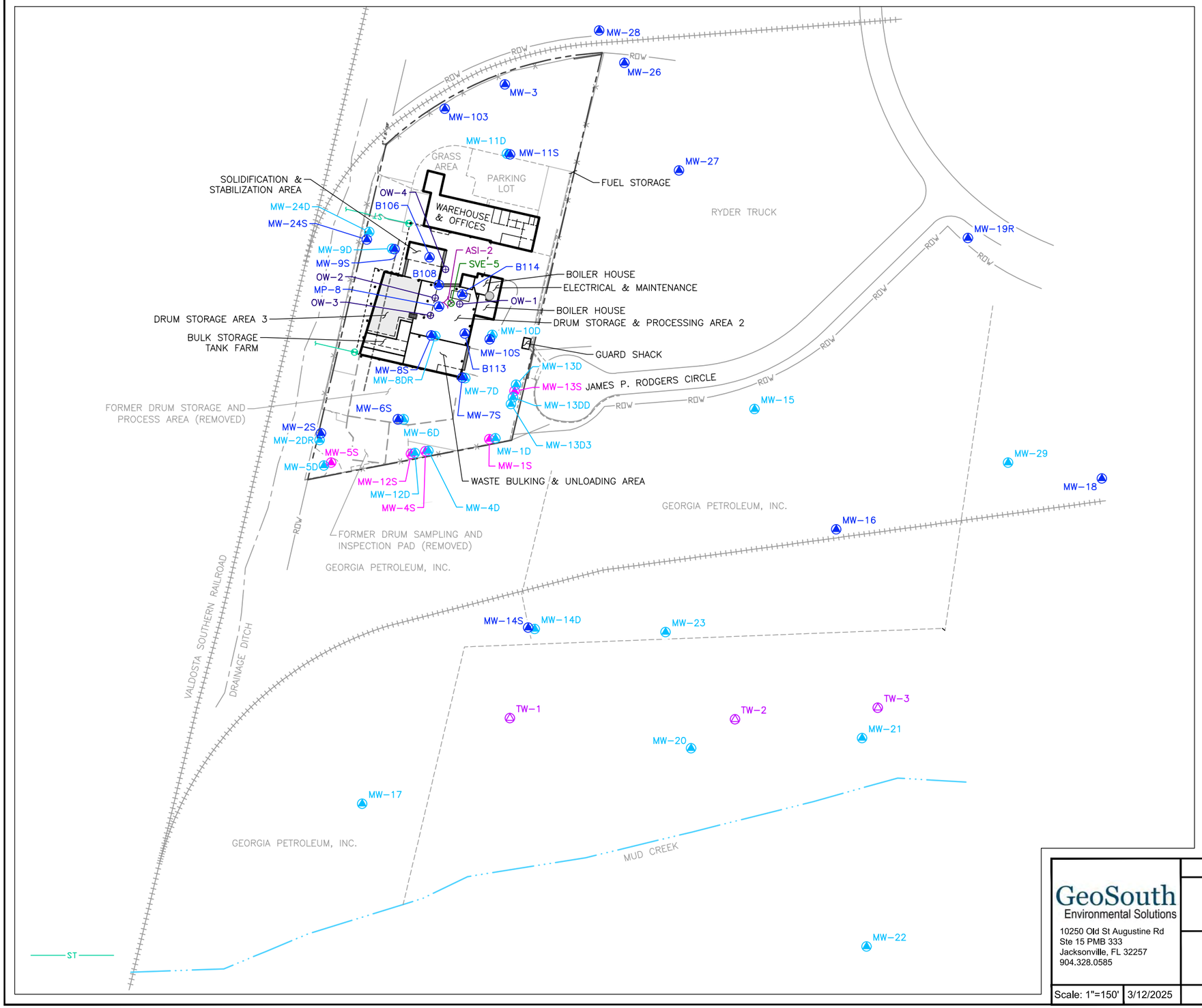

EXPLANATION

- MW-27 — SHALLOW MONITORING WELL
- MW-13D — DEEP MONITORING WELL
- MW-13S — POC MONITORING WELL
- TW-3 — TEMPORARY SHALLOW MONITORING WELL
- AIR SPARGE WELL
- SVE WELL
- OBSERVATION WELL
- WITHDRAWAL WELL
- ROOF DRAIN
- ST — DRAINAGE LINE
- PROPERTY BOUNDARY
- FENCE
- ROW — RIGHT-OF-WAY
- BUILDING OUTER WALL
- DRAINAGE DITCH
- MUD CREEK
- ROOF LINE
- ROAD/CURB & GUTTER EDGE
- EXISTING STRUCTURE (REMOVED)
- OTHER EXISTING FEATURE
- VALDOSTA SOUTHERN RAILROAD

N

0 150'

GeoSouth Environmental Solutions
10250 Old St Augustine Rd
Ste 15 PMB 333
Jacksonville, FL 32257
904.328.0585

Scale: 1"=150' | 3/12/2025

FIGURE E-2

SITE LAYOUT AND GROUNDWATER MONITORING WELL LOCATIONS

PERMA-FIX OF SOUTH GEORGIA, INC.
1612 JAMES P. RODGERS CIRCLE
VALDOSTA, GEORGIA 30601

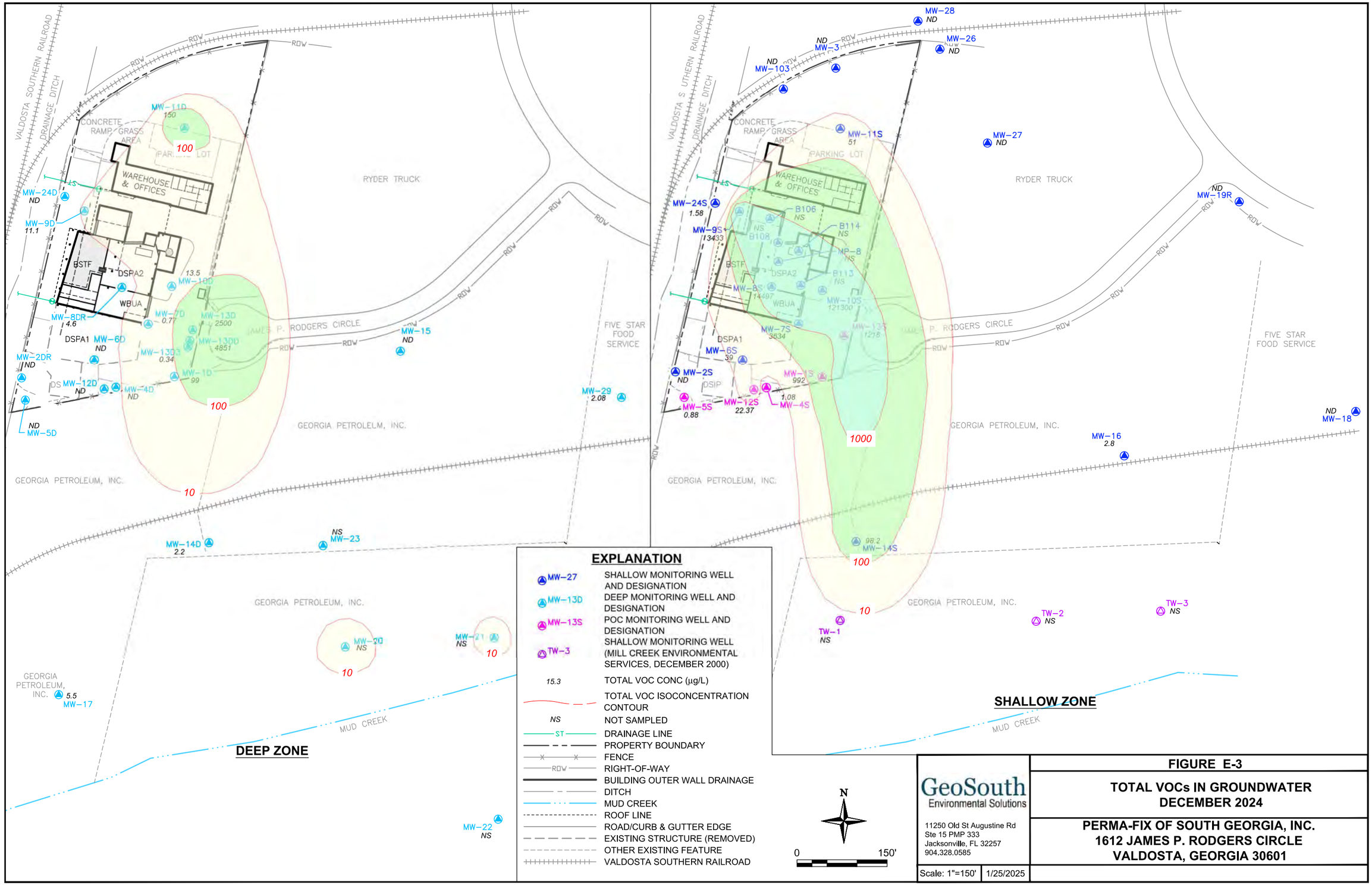

EXPLANATION

- MW-27 — SHALLOW MONITORING WELL AND DESIGNATION
- MW-13D — DEEP MONITORING WELL AND DESIGNATION
- MW-13S — POC MONITORING WELL AND DESIGNATION
- TW-3 — SHALLOW MONITORING WELL (MILL CREEK ENVIRONMENTAL SERVICES, DECEMBER 2000)
- 15.3 — TOTAL VOC CONC (µg/L)
- TOTAL VOC ISOCONCENTRATION CONTOUR
- NS — NOT SAMPLED
- ST — DRAINAGE LINE
- PROPERTY BOUNDARY
- FENCE
- ROW — RIGHT-OF-WAY
- BUILDING OUTER WALL DRAINAGE
- DITCH
- MUD CREEK
- ROOF LINE
- ROAD/CURB & GUTTER EDGE
- EXISTING STRUCTURE (REMOVED)
- OTHER EXISTING FEATURE
- VALDOSTA SOUTHERN RAILROAD

N

0 150'

GeoSouth Environmental Solutions
11250 Old St Augustine Rd
Ste 15 PMP 333
Jacksonville, FL 32257
904.328.0585

Scale: 1"=150' | 1/25/2025

FIGURE E-3

TOTAL VOCs IN GROUNDWATER DECEMBER 2024

PERMA-FIX OF SOUTH GEORGIA, INC.
1612 JAMES P. RODGERS CIRCLE
VALDOSTA, GEORGIA 30601

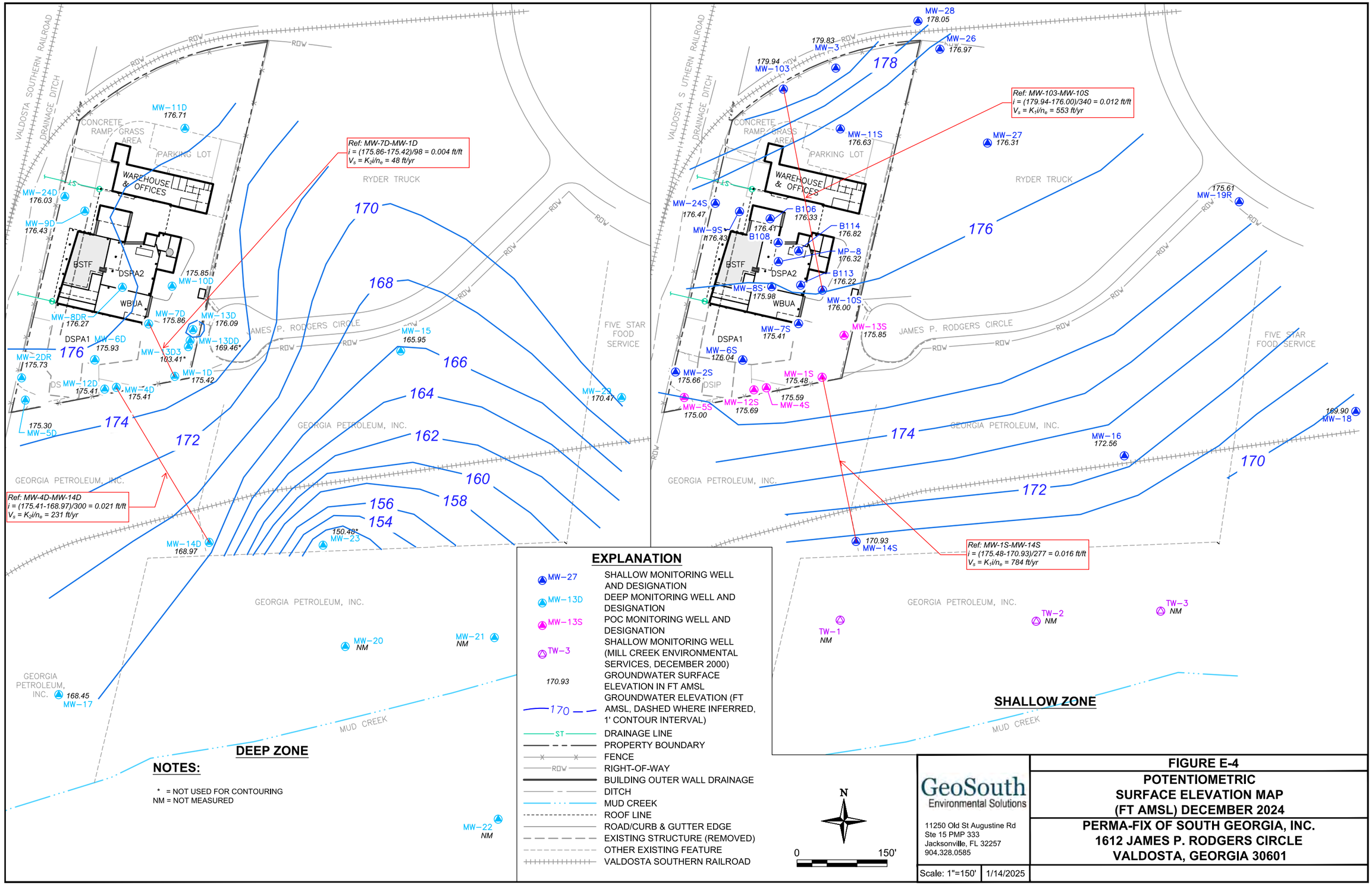

GeoSouth Environmental Solutions
11250 Old St Augustine Rd
Ste 15 PMP 333
Jacksonville, FL 32257
904.328.0585

Scale: 1"=150' | 1/14/2025

FIGURE E-4
POTENTIOMETRIC SURFACE ELEVATION MAP (FT AMSL) DECEMBER 2024
PERMA-FIX OF SOUTH GEORGIA, INC.
1612 JAMES P. RODGERS CIRCLE
VALDOSTA, GEORGIA 30601

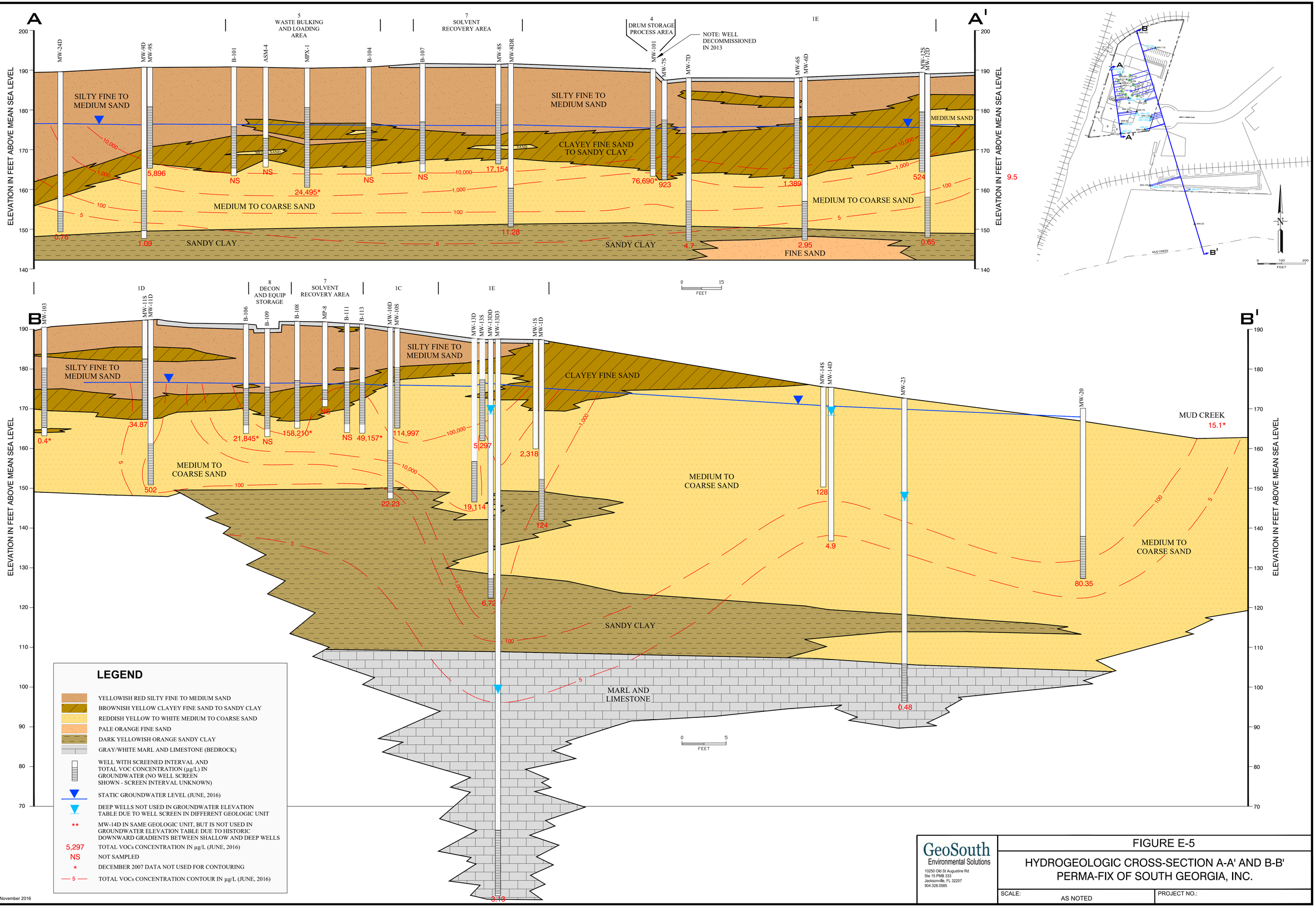

LEGEND

- YELLOWISH RED SILTY FINE TO MEDIUM SAND
- BROWNISH YELLOW CLAYEY FINE SAND TO SANDY CLAY
- REDDISH YELLOW TO WHITE MEDIUM TO COARSE SAND
- PALE ORANGE FINE SAND
- DARK YELLOWISH ORANGE SANDY CLAY
- GRAY/WHITE MARL AND LIMESTONE (BEDROCK)
- WELL WITH SCREENED INTERVAL AND TOTAL VOC CONCENTRATION (µg/L) IN GROUNDWATER (NO WELL SCREEN SHOWN - SCREEN INTERVAL UNKNOWN)
- STATIC GROUNDWATER LEVEL (JUNE, 2016)
- DEEP WELLS NOT USED IN GROUNDWATER ELEVATION TABLE DUE TO WELL SCREEN IN DIFFERENT GEOLOGIC UNIT
- ** MW-14D IN SAME GEOLOGIC UNIT, BUT IS NOT USED IN GROUNDWATER ELEVATION TABLE DUE TO HISTORIC DOWNWARD GRADIENTS BETWEEN SHALLOW AND DEEP WELLS
- 5,297 TOTAL VOCs CONCENTRATION IN µg/L (JUNE, 2016)
- NS NOT SAMPLED
- * DECEMBER 2007 DATA NOT USED FOR CONTOURING
- — 5 — TOTAL VOCs CONCENTRATION CONTOUR IN µg/L (JUNE, 2016)

GeoSouth Environmental Solutions
10250 Old St Augustine Rd
Ste 15 PMB 333
Jacksonville, FL 32257
904.328.0585

FIGURE E-5

HYDROGEOLOGIC CROSS-SECTION A-A' AND B-B'
PERMA-FIX OF SOUTH GEORGIA, INC.

SCALE: AS NOTED

PROJECT NO.:

EXHIBITS

EXHIBIT E-1

ELECTRONIC CD-ROM COPY OF 2024 ANNUAL GROUNDWATER MONITORING REPORT

GeoSouth
Environmental Solutions

February 26, 2024

Ms. Becky Ferguson
Ms. Andrea Kemberling
Georgia Department of Natural Resources
Environmental Protection Division
Land Protection Branch
2 Martin Luther King Jr. Drive S.E., Ste 1054 E
Atlanta, GA 30334

RE: Letter of Transmittal
2024 Annual Groundwater Monitoring Report
Perma-Fix of South Georgia, Inc.
1612 James P. Rodgers Circle, Valdosta, GA
EPA ID No. GAD093380814
GDNR HW Facility Permit No. HW-020(D)

Dear Ms. Ferguson and Ms. Kemberling:

On behalf of Perma-Fix Environmental Services, Inc., GeoSouth Environmental Solutions hereby submits the enclosed *2024 Annual Groundwater Monitoring Report* for the Perma-Fix of South Georgia, Inc. facility in Valdosta, Georgia. As requested, we are separately transmitting one printed copy of this document. The report summarizes the results from the 4Q2024 groundwater monitoring event conducted at the facility.

If you have any questions or comments, please contact Mr. Kevin Schmuggerow of Perma-Fix Environmental Services, Inc. at (770) 587-9898, Ext. 6007, or via email at kevin.schmuggerow@perma-fix.com.

Respectfully submitted,
GeoSouth Environmental Solutions, LLC

William C. Kelly, P.G.
President and Principal Hydrogeologist

ec: Mr. Kevin Schmuggerow, Perma-Fix
Ms. Sharon Priyadarshini, GEPD

Enclosure

PFSG-025-001

2024 ANNUAL GROUNDWATER MONITORING REPORT

PERMA-FIX OF SOUTH GEORGIA, INC.

1612 JAMES P. RODGERS CIRCLE

VALDOSTA, GA 31601

EPA ID No. GAD093380814

GDNR HW Facility Permit No. HW-020(D)

February 26, 2025

PREPARED FOR:

Perma-Fix Environmental Services, Inc.
8302 Dunwoody Place, Suite 250, Atlanta, GA 30350

PREPARED BY:

GeoSouth Environmental Solutions, LLC
11250 Old St. Augustine Rd., Suite 15 PMB 333, Jacksonville, FL 32257

Project: PFSG-025-001

Certification and Signatories
40 CFR 260.10

Pursuant to 40 CFR 260.10, I certify that I am a Qualified Groundwater Scientist who has received a Baccalaureate or Post-Graduate Degree in the Natural Sciences or Engineering and have sufficient training and experience in groundwater hydrology and related fields as demonstrated by state registration and completion of accredited university courses that enable me to make sound professional judgments regarding groundwater monitoring and contaminant fate and transport. I further certify that this report was prepared by myself or by a subordinate working under my direction.

I also hereby certify that this "Groundwater Monitoring Report" was prepared under the direction of a Georgia Registered Professional Geologist.

William C. Kelly, PG
President and Principal Hydrogeologist
Georgia Professional Geologist No. 1568
Qualified Groundwater Scientist

2/26/2025
Date



William C. Kelly
Digitally signed by William C. Kelly
DN: cn=William C. Kelly, o=Geosouth Environmental Solutions, LLC, email=wkelly@geosouthes.com
Date: 2025.02.26 15:08:19 -05'00'

Certification and Signatories
40 CFR 270.11

The signatory to this monitoring report in accordance with 40 CFR 270.11(b) is:

Kevin Schmuggerow
Vice President, Industrial Business
Perma-Fix Environmental Services, Inc.
8302 Dunwoody Place, Suite 250
Atlanta, GA 30350

By my signature below, I, Kevin Schmuggerow, designate the following individual as authorized representative in accordance with 40 CFR 270.1 l(b)(l) and (d)(l):

William C. Kelly, Georgia Registered Professional Geologist, GeoSouth Environmental Solutions, LLC.

I certify under penalty of law that this document and all attachments were prepared under my direction or supervision according to a system designed to assure that qualified personnel properly gather and evaluate the information submitted. Based on my inquiry of the person or persons who manage the system, or those persons directly responsible for gathering the information, the information submitted is, to the best of my knowledge and belief, true, accurate, and complete. I am aware that there are significant penalties for submitting false information, including the possibility of fine and imprisonment for knowing violations.

Kevin Schmuggerow Digitally signed by Kevin Schmuggerow
Date: 2025.02.26 11:54:08 -05'00'

Kevin Schmuggerow
Vice President, Industrial Business

Date

Table of Contents

1.0 INTRODUCTION 1

1.1. FACILITY LOCATION 1

1.2. FACILITY DESCRIPTION 2

1.3. SITE GEOLOGY 3

1.4. SITE HYDROLOGY 3

1.5. TOPOGRAPHY AND DRAINAGE 4

2.0 GROUNDWATER MONITORING PROGRAM 5

2.1. MONITORING OBJECTIVES 5

2.2. MONITORING WELL NETWORK 5

2.3. ANNUAL (4Q2024) GROUNDWATER SAMPLING AND ANALYSIS 6

2.4. SAMPLING PROTOCOLS 7

2.5. GROUNDWATER PROTECTION STANDARDS 7

3.0 GROUNDWATER MONITORING RESULTS 9

3.1. GROUNDWATER FLOW 9

3.1.1. Shallow Zone 9

3.1.2. Deep Zone 10

3.1.3. Groundwater Flow Velocities 10

3.1.4. Vertical Hydraulic Gradient 11

3.2. GROUNDWATER VOC ANALYTICAL RESULTS AND VOC TRENDS ANALYSIS 12

3.2.1. Shallow Zone Groundwater VOC Results 13

3.2.2. Individual Constituents Of Concern In Shallow Zone Groundwater 15

3.2.3. Deep Zone Groundwater VOC Results 15

3.2.4. VOC Trends Analysis 16

3.2.5. Heptachlor Results 17

3.2.6. Groundwater pH Analysis 17

3.2.7. Appendix IX Analytical Results 17

3.3. DATA QUALITY ASSESSMENT 18

3.3.1. Sample Holding Time And Preservation Evaluation 18

3.3.2. Duplicate Samples 18

3.3.3. Trip Blanks 18

3.3.4. Equipment Blank Analysis 19

3.3.5. Data Usability 19

Table of Contents

4.0 SUMMARY AND CONCLUSIONS 20

4.1. GROUNDWATER HYDRAULICS 20

4.2. GROUNDWATER ANALYSIS 20

5.0 REFERENCES 22

List of Tables

1. Monitoring Well Construction Details and 2022-2024 Water Levels
2. Summary of Constituents of Concern and Other Detected Constituents in Groundwater – 2024 Annual
3. Vertical Hydraulic Gradients – 2024 Annual
4. Summary of Appendix IX Analytes Detected in Groundwater – 2024 Annual

List of Figures

1. Site Location Map
2. SWMU/HWMU Identification Key
3. Site Layout and Monitoring Well Locations
4. Total Monthly Rainfall: 2018 – 2024
5. Potentiometric Surface Elevation Map (ft MSL) – April 2024
6. Potentiometric Surface Elevation Map (ft MSL) – December 2024
7. Total VOCs in Groundwater (µg/L) – July 2006
8. Total VOCs in Groundwater (µg/L) – March 2010
9. Total VOCs in Groundwater (µg/L) – June 2016
10. Total VOCs in Groundwater (µg/L) – December 2022
11. Total VOCs in Groundwater (µg/L) – April/May 2024
12. Total VOCs in Groundwater – December 2024
13. Tetrachloroethene in Groundwater – December 2024
14. Trichloroethene in Groundwater – December 2024
15. 1,1-Dichloroethene in Groundwater – December 2024
16. 1,1,1-Trichloroethane in Groundwater – December 2024
17. Methylene Chloride in Groundwater – December 2024
18. Vinyl Chloride in Groundwater – December 2024
19. Total Aromatic VOC in Groundwater – December 2024

List of Appendices

A. ELECTRONIC CD-ROM COPY OF THE 2024 ANNUAL GROUNDWATER MONITORING REPORT, ANALYTICAL LABORATORY REPORTS; AND TABLE OF HISTORICAL GROUNDWATER ANALYTICAL RESULTS – FEB 2003 – DECEMBER 2024

B. SAP TABLE 1 – COMPLIANCE GROUNDWATER MONITORING PROGRAM

C. FIELD DATA SHEETS – 2024 ANNUAL EVENT

D. GROUNDWATER ELEVATIONS AND TOTAL VOCS VS. TIME PLOTS

E. CONSTITUENTS OF CONCERN CONCENTRATIONS VS. TIME GRAPHS WITH MCLS

1.0 INTRODUCTION

This 2024 Annual Groundwater Monitoring Report summarizes the results and analyses of the groundwater monitoring performed during December 2024, representing the second half 2024 annual monitoring event (fourth quarter 2024, or 4Q2024 event) at the Perma-Fix of South Georgia, Inc. (PFSG) Facility, located at 1612 James P. Rodgers Circle, Valdosta, Georgia. Work performed during the annual groundwater monitoring event included routine groundwater well inspection and monitoring activities performed in accordance with the State of Georgia Department of Natural Resources (GDNR) Environmental Protection Division (GEPD) Hazardous Waste Facility Permit Number HW-020 (D) (Permit). The groundwater monitoring program for the second half of 2024 was performed in accordance with conditions III.A through III.I of the Permit.

The annual groundwater monitoring program consists of well sampling and analysis activities, assessing groundwater elevations and trends, and evaluating the nature, extent, and migration of volatile organic compounds (VOC) in groundwater. This Annual 2024 Groundwater Report is organized as follows.

- Section 1 provides a description of the facility and location along with a brief overview of the site geology, hydrogeology, topography, and drainage.
- Section 2 provides a description of the groundwater monitoring that was conducted during the semi-annual groundwater monitoring event. Included are groundwater monitoring objectives, a description of the monitoring well network, a description of groundwater sampling and analysis, and the groundwater protection standards (GWPS).
- Section 3 presents the results of the 2024 annual monitoring activities.
- Section 4 provides a summary of key findings and conclusions.

All tables, figures, and appendices are included in the tabbed "Tables," "Figures," and "Appendices" sections following the references to this report. An electronic CD-ROM copy of the complete Annual 2024 Report is provided as **Appendix A**. Appendix A also includes a separate CD that contains the 2024 annual groundwater analytical reports and chain-of-custody forms.

1.1. FACILITY LOCATION

Perma-Fix of South Georgia, Inc., is located at latitude 30°47'48" and longitude 83°15'52" as depicted on **Figure 1**. The facility encompasses approximately 3.5 acres in the Azalea City Industrial Park at 1612 James P. Rodgers Circle, Valdosta, Georgia. The facility is bound by the Valdosta Southern Railroad to the west and north, by Ryder Truck Maintenance to the east, and by Georgia Petroleum, Inc. to the south. Designated areas for Solid Waste Management and Hazardous Waste Management are identified on **Figure 2**. The site layout and location of all monitoring wells are depicted on **Figure 3**.

1.2. FACILITY DESCRIPTION

The facility is a treatment, storage, and disposal (TSD) facility that operates under Permit HW-020 (D) but is not currently active. On August 14, 2013, a fire in the south-central portion of the property damaged containers, roofing, and secondary containment structures resulting in the decision by PFSG to suspend waste processing activities and temporarily close the facility. During 2023, PFSG received authorization from the GEPD to resume 10-day transfer facility operations. PFSG is currently engaged in municipal permitting efforts to resume these approved transfer operations.

Prior to August 2013, PSFG accepted wastes that were listed or exhibited hazard characteristics of ignitability, toxicity, and corrosivity as described in 40 CFR 261 Subpart C. There are seven solid waste management units (SWMU) identified at the facility that are permitted by the GEPD. Liquid wastes received at the facility were either incorporated into hazardous waste fuels or recycled through solvent recovery units. These fuels were then shipped to facilities operating industrial furnaces, and recycled solvents were sold commercially for off-site use. Wastes, both liquid and solid, that could not be treated or recycled at the facility, were shipped off-site to an alternate waste treatment facility.

The PFSG facility is surrounded by a concrete block wall and chain link security fence topped with barbed wire. The facility entrance is secured with an electrically operated gate, and access is monitored by remote television cameras. A roof covers the operational portion of the facility and directs rainfall away from the waste management and storage areas. The ground outside of the roofline is sloped to direct rainfall runoff away from the areas where waste storage and processing is performed.

Eight-inch-thick reinforced concrete pavement covers the vehicle traffic areas located to the north, east, and south of the operational portion of the facility. The western portion of the facility is also predominantly covered with concrete pavement. The extreme northern portion of the facility is covered with crushed limestone and gravel.

An enclosed general storage warehouse is located to the north of the former operational portion of the facility. The warehouse building currently houses PFSG's administrative offices, and formerly housed the laboratory and personnel support facilities. The warehouse also includes a former maintenance shop, a caged area for the storage of supplies, and an area where spill response and control supplies are staged. The area between the warehouse and the northern property boundary currently contains a paved employee parking area and a large gravel parking lot used for the storage of empty transportation equipment.

The topography of the facility is relatively flat with a slight slope to the west and south. Stormwater is directed across the facility toward drainage outfalls located at the northwest corner, the west-central boundary, and the southwestern corner of the property. There is a drainage ditch parallel to the western boundary of the facility that receives stormwater from the PSFG outfalls and from portions of the Azalea

City Industrial Park. The drainage ditch does not discharge to Mud Creek, instead terminating approximately 100 feet north of the creek. The closest surface water body relative to PSFG is Mud Creek, which is located in a heavily wooded area about 900 feet south of the facility and flows from west to east.

1.3. SITE GEOLOGY

Lithologic data collected from soil borings completed as part of previous soil investigations, and boring logs from monitoring wells, have been used to characterize the stratigraphy beneath the facility. The first 10 to 15 feet (ft) below ground surface (bgs) comprising the vadose zone consists of silty fine sand interbedded with layers of clayey sand. The base of the vadose zone is composed of a clayey fine sand layer that ranges from 5 to 10 ft thick. This clayey sand layer reaches ground surface at the southern end of the facility and disappears within 200 ft of the southern property boundary. The top of the unconfined water table occurs in this clayey sand unit with depths to groundwater generally at 13-20 ft bgs.

Beneath the clayey sand there is a medium to coarse-grained sand unit that increases in thickness to become the dominant formation between the southern portion of the facility and Mud Creek. This unit is referred to as the upper water-bearing unit. At a depth of approximately 40 ft bgs, the sand layer becomes increasingly more clayey, culminating in a sandy clay observed during the installation of the deeper facility wells. The sandy clay layer is underlain by an interval of marl and limestone bedrock at a depth of approximately 80 ft bgs. This bedrock layer is the regional upper confining unit for the Floridan aquifer and is at least 60 ft thick as represented at monitoring well MW-13D3.

1.4. SITE HYDROLOGY

The principal hydrostratigraphic unit of interest beneath the facility is the upper water-bearing unit that has been subdivided into shallow and deep zones corresponding to both the site stratigraphy and “shallow” and “deep” well designations. Two deep wells completed in the bedrock (MW-23 and MW-13D3) are partially located in the Upper Floridan Aquifer. The lithologic logs of wells screened in the shallow and deep zones show no confining units located between them and that they are thus interpreted to be hydraulically connected. However, there are discernable differences in hydraulic gradients and water table/potentiometric elevations, and these differences have been considered in development of this report.

Wells that are less than 35 ft deep are referred to as “shallow” wells and those greater than 35 ft deep referred to as “deep” wells. Groundwater in the upper water-bearing unit is generally encountered at depths ranging from less than two ft bgs (with the potentiometric surface occasionally rising above the ground surface) in the vicinity of Mud Creek (at downgradient monitoring well MW-21) to nearly 19 ft bgs (at upgradient monitoring well MW-28, located north of the facility).

1.5. TOPOGRAPHY AND DRAINAGE

Topographic elevations at the facility and surrounding area are reported on the U.S. Geological Survey Valdosta, Georgia Quadrangle map provided on **Figure 1**. Surface water bodies located within a one-mile radius of the site include: Mud Creek located approximately 900 ft to the south, Langdales Pond located approximately 2,300 ft north, an unnamed pond 4,600 ft to the east, and a stormwater drainage ditch along the western property boundary located within the Valdosta Southern Railway right-of-way.

Surface elevations range from approximately 186 ft above mean sea level (MSL) to 192 ft MSL. Drainage across the eastern portion of the facility is directed southwest via a drainage swale to a stormwater outfall located in the southwestern corner of the property. An additional outfall drains water from the facility along the west-central property boundary. Both outfalls drain to the stormwater drainage ditch, which parallels the western property boundary of PSFG along the Valdosta Southern Railway right-of-way and also receives a portion of the drainage from the Azalea City Industrial Park. The stormwater drainage ditch grades south towards Mud Creek, but terminates approximately 100 feet north of the creek, which flows from west to east. **Figure 2** depicts the location of the two outfalls and the drainage ditch in relation to the facility and Mud Creek.

2.0 GROUNDWATER MONITORING PROGRAM

Groundwater monitoring at the site is performed on a semi-annual basis in accordance with the Hazardous Waste Facility Permit No. HW-020 (D). The groundwater monitoring program for the 2024 annual event was performed in accordance with conditions III.A through III.I of the permit. The 2024 annual sampling event was conducted during December 4-10, 2024.

2.1. MONITORING OBJECTIVES

The objectives of the annual groundwater monitoring program are to:

- Define the groundwater flow direction and gradient in the shallow and deep saturated zones of the upper water- bearing unit beneath the site.
- Determine the horizontal and vertical groundwater seepage velocities within and between the two shallow and deep zones of the upper water-bearing unit beneath the site.
- Monitor VOC concentrations in on-site and off-site wells with respect to their corresponding GWPS.
- Assess the distribution and migration of VOCs identified in the groundwater at the facility.
- Define potential trends in the data and determine areas, if any, where the VOC plume is decreasing, expanding, or stable.

2.2. MONITORING WELL NETWORK

Section III.A.1.a and III.A.3. of the Permit currently lists 53 groundwater monitoring wells to be maintained, well-marked, and secure. In accordance with Permit No. HW-020 conditions III.D.2 and III.D.3, 18 groundwater monitoring wells are to be sampled during the groundwater monitoring event conducted in the first half of the year (condition III.D.3 on p. 13 of permit) and 45 wells are to be sampled during the event conducted during the second half of the year (condition III.D.2 on p. 12 of permit). Groundwater levels are collected from all 45 wells during both semi-annual monitoring events. In addition to the 45 wells measured for groundwater levels during the groundwater monitoring events, section III.A.3 lists 8 additional wells associated with a former facility investigation that are gauged during each monitoring event to supplement groundwater elevation data. Table 1 of the Sampling and Analysis Plan (SAP), provided in **Appendix B**, provides a list of wells to be sampled on an annual basis and a list of wells to be sampled on a semi-annual basis. Table 1 also identifies the 53 wells in the current monitoring program and provides a summary of well construction details, location on-site or off-site, and their classification as shallow or deep. **Figure 3** depicts the locations of the monitoring wells and the site layout of the PFSG.

In accordance with Section III.D.7 of the Permit, one of five point of compliance (POC) wells (MW-13S, MW-4S, MW-5S, MW-1S, and MW-12S) is sampled annually on a rotating basis (in the sequential order listed above, beginning in 2021) and analyzed for the Appendix IX list of analytes. Monitoring well MW-3 is designated as the site background groundwater monitoring well for the facility. Appendix IX sampling and analyses efforts were completed during both the April and December 2024 semi-annual events. MW-12S was unintentionally sampled in April, therefore, MW-1S was sampled in December 2024. The next Appendix IX sampling event will be completed during the upcoming semi-annual event.

For the current annual event (2024 second half event), samples were collected from 41 of the 45 scheduled wells referenced in condition III.D.2 of the permit, including 22 shallow wells and 19 deep wells. The 41 wells are listed in **Table 2**. Thirty of these sampled wells are located within the facility boundaries and 15 of the sampled wells are located offsite. Off-site wells MW-20, MW-21, and MW-22 could not be reached due to significant post-hurricane tree and brush debris blocking access to the wooded area. Therefore, these three wells could not be sampled during the 2024 annual monitoring event. In addition, offsite monitoring well MW-23 was gauged, but could not be sampled due to inability to advance the submersible pump beyond 35 ft (10 ft below static water level) and insufficient recharge to capture a groundwater sample. The 2024 annual event also included a well inspection to identify all currently existing, accessible groundwater monitoring wells to ensure they were in good working order. A well inspection checklist, documenting the condition of each monitoring well and maintenance corrective actions taken during the 2024 annual event is included as part of **Appendix C**.

Hurricanes Debby and Helene made landfall in the Big Bend area of Florida during August and September 2024. The storms remained Category 1 and 2 strength hurricanes (respectively), causing widespread damage as they swept through south Georgia. Following the passing of Hurricane Helene, PFSG personnel inspected the off-site well areas and confirmed significant fallen debris in the wooded areas. Therefore, concentrated efforts were expended to retain and schedule an available tree service to clear fallen trees and other storm debris that blocked access to several off-site wells (including MW-20, MW-21, MW-22, TW-1, TW-2, and TW-3). Unfortunately, due to the overwhelming amount of restoration work required throughout this region, no contractors were available prior to the deadline for completion of the 2024 annual groundwater monitoring event. Therefore, access to select wells planned for inspection and water level gauging was blocked during this field event. The following section presents a description of the 2024 annual monitoring event activities.

2.3. ANNUAL (4Q2024) GROUNDWATER SAMPLING AND ANALYSIS

The groundwater monitoring program at the facility consists of measuring groundwater levels; monitoring field parameters such as temperature, pH, conductivity, oxidation-reduction potential (ORP), and

dissolved oxygen (DO); collecting groundwater samples; analyzing the groundwater samples for VOCs and heptachlor (an organochlorine pesticide); inspecting condition of each well; and conducting necessary operation and maintenance activities related to the groundwater monitoring well network.

On December 4, 2024, prior to commencement of groundwater purging and sample collection, depths to water were measured in 47 of the 53 monitoring wells included in the monitoring network. The depths to water were measured from the top of well casings and the depth measurements were subtracted from the surveyed elevations at each well to obtain groundwater elevations used to evaluate groundwater flow direction and hydraulic gradients across the site.

Six monitoring wells could not be accessed during the December 4, 2024, round of depth to water measurements (MW-20, MW-21, MW-22, TW-1, TW-2, and TW-3). Therefore, water levels were not available for these to include in the groundwater flow evaluation presented in Section 3.1, below.

Groundwater samples were collected during December 4-10, 2024. Laboratory analytical services were performed by Eurofins Laboratory (Eurofins) in Savannah, Georgia.

2.4. SAMPLING PROTOCOLS

During the December 4-10, 2024, sampling event, 41 groundwater monitoring wells were purged and sampled (**Table 2**). Monitoring activities were conducted using protocols for groundwater elevation measurements and sampling in accordance with the SAP. A copy of the SAP Table 1, which presents a summary of the Compliance Groundwater Monitoring Program, is provided as **Appendix B**.

Groundwater quality indicator parameters, including pH, temperature, temperature-corrected specific conductance, DO, ORP, and turbidity, were measured in the field and recorded on the field data sheets. The 2024 annual event field data sheets are provided in **Appendix C**.

2.5. GROUNDWATER PROTECTION STANDARDS

Previous subsurface investigations conducted at the PFSG facility have identified an area of chlorinated and aromatic VOC impacts in the groundwater beneath the facility as well as soil impacts beneath six SWMUs/HWMUs. The GWPS is a list of hazardous constituents and their respective concentration limits as identified in Table 1 of the permit condition III.B that satisfies the requirements of 40 CFR 264.92. Twenty-seven VOCs in groundwater were identified as hazardous constituents by GEPD in Table 1 of the Hazardous Waste Facility Permit HW-020(D). The pesticide heptachlor was detected in MW-13S in 2020 at a concentration of 0.12 micrograms per liter (µg/L), below the corresponding GWPS of 0.4 µg/L in the current permit. Heptachlor was subsequently added as an additional constituent to be sampled and analyzed at all monitoring wells. Pursuant to the 2023 permit, all 45 wells are now required to be sampled for this analyte. Since April 2022, heptachlor has not been detected or has remained well

below the GWPS in MW-13S for six consecutive semi-annual groundwater sampling events.

In November 2023, heptachlor was detected in MW-10D and MW-13D at concentrations above the GWPS. However, the sample duplicate for MW-13D was below the GWPS and upon laboratory re-extraction and reanalysis (although performed beyond method hold time), the concentrations were below detection limits. The laboratory flagged the initial results as suspect, likely due to laboratory contaminant interference. Except for these two suspect detections in the two wells noted above, this analyte has consistently remained below the GWPS in the 45 wells sampled since at least 2020.

In this report, the analytical results of groundwater samples for the 27 constituents of concern (COC) listed in Table 1 of the permit, were compared against the GWPS in Hazardous Waste Facility Permit HW-020(D) that are based on the USEPA MCLs. For COCs without a GWPS or MCL, the background concentration as determined by Permit Condition III.D.6 for background well MW-3 is used. Sampling of one POC well each year for Appendix IX parameters, to be conducted on a rotating basis, is performed pursuant to permit condition III.D.7 to determine if any hazardous constituents not currently contained in the GWPS are identified; if so, a permit modification will be performed to add any newly identified constituents to the GWPS. During the December 2024 annual sampling event, designated Year Four POC well MW-1S was sampled. The COCs and other detected analytes, as well as their corresponding GWPS, are summarized in **Table 2** of this report. The Appendix IX sample detections are summarized in **Table 4**.

3.0 GROUNDWATER MONITORING RESULTS

The following section presents the results obtained from the second half 2024 annual groundwater monitoring event at the PFSG facility. During this monitoring event, groundwater levels were measured in 47 monitoring wells and groundwater samples were collected from 41 of these wells and analyzed for VOCs by USEPA Method 8260B and heptachlor by USEPA Method 8081B. Five trip blanks (one per cooler containing VOC sample containers), four equipment blanks, and three field duplicates (for MW-5S, MW-6S, and MW-13D) were also collected and sent to Eurofins in Savannah, Georgia. Monitoring wells MW-20, MW-21, and MW-22 could not be located in the wooded area, due to significant fallen trees and other debris following Hurricane Helene, that blocked access pathways. In addition, MW-23 could not be sampled due to insufficient recharge during initial purge, preventing capture of minimum water volume needed for sampling. Therefore, these four wells were not sampled during the 2024 annual monitoring event.

3.1. GROUNDWATER FLOW

Groundwater elevation measurements were collected from 47 well locations on December 4, 2024. The depth-to-groundwater measurements and calculated groundwater elevations are presented in **Table 1**. The groundwater elevations were used to generate potentiometric surface maps and to assess horizontal and vertical hydraulic gradients and groundwater flow in the shallow and deep zones. Historical evaluations have shown that groundwater elevations are directly affected by seasonal precipitation at the facility and the surrounding area; therefore, seven years of rainfall data from January 2018 through December 2024 are presented in **Figure 4** and reviewed in the discussions below.

3.1.1. Shallow Zone

All groundwater elevation data for the shallow zone collected for the 2024 annual groundwater monitoring event are presented in **Table 1**. The average groundwater elevation for the shallow zone in December 2024 was 175.87 feet above mean sea level (ft MSL). The average groundwater elevation in the 2024 annual event was 0.11 ft higher when compared to the April 2024 semi-annual event elevation data.

Review of **Figure 4** shows that rainfall is generally higher during the summer months and lowest in winter and early spring months. Historically, groundwater elevations in the shallow zone have been shown to fluctuate in response to local rainfall events. Throughout 2024, rainfall totals were recorded at the Valdosta Regional Airport Station, as follows: January through April (12.37 inches), May through August (20.36 inches), and September through December (6.26 inches).

Potentiometric surface maps generated from the shallow zone groundwater level measurements in the 2024 annual event are presented on **Figure 6**. The groundwater flow direction in the shallow zone

during 2024 continued to be south-southeast and is consistent with historic observations. As is common when groundwater is encountered at a relatively shallow depth and precipitation is sufficient, the natural (i.e., non-pumping) potentiometric surface generally mimics the surface topography. The direction of the groundwater movement to the south-southeast is consistent with the local topography, with a gradient to the south toward Mud Creek, which is flowing to the east while gaining water from the groundwater.

The overall average hydraulic gradient across the monitored domain in the 2024 annual groundwater monitoring event was 0.001 feet of head per linear foot (ft/ft), calculated using the gradient between upgradient MW-103 and downgradient MW-14S [(179.94-170.93 ft)/762 ft] across the north, central, and southern portion of the region (**Figure 6**). However, directly beneath the facility buildings and paved areas, the water table of the shallow zone is generally flat, with a hydraulic gradient of approximately 0.012 ft/ft in 4Q2024. The gradient to the south is higher at 0.016 ft/ft.

3.1.2. Deep Zone

The groundwater elevation data for the deep zone collected during 2024 are presented in **Table 1**. Because of the similar lithology and hydraulic connection between the shallow and deep zones, the deep zone groundwater flow direction to the south-southeast and hydraulic gradients are similar to the direction and gradients of the shallow zone (**Figure 6**).

The average of the groundwater elevations for deep zone wells for 2024 annual event was 170.17 ft MSL. The average groundwater elevation in the 2024 annual event was 0.27 ft higher when compared to the April 2024 semi-annual event elevation data.

The overall average hydraulic gradient in the deep zone across the area was 0.011 ft/ft in the 2024 annual event, calculated using using gradient between upgradient MW-24D and downgradient MW-14D [(176.03-168.97 ft)/623 ft] across gradients in the central and southern portions of the region (**Figure 6**). In the area directly beneath the facility, the water table of the deep zone is generally flat, with a hydraulic gradient of approximately 0.004 ft/ft. The hydraulic gradient increases to the south-southeast of the facility to approximately 0.021 ft/ft. These gradients are similar to those observed for the shallow zone. This is expected due to the fact that the two zones are hydraulically connected and hydrogeologically similar.

3.1.3. Groundwater Flow Velocities

General groundwater flow directions for the upper water-bearing unit can be inferred from the potentiometric surface elevation contours depicted in **Figure 6**. The contour maps show that higher groundwater elevations are present in the northern area and lower elevations near Mud Creek. The predominant groundwater flow direction in both the shallow and deep zones is south-southeast.

Groundwater flow velocity estimates for the 2024 annual groundwater monitoring event were calculated at various areas of the PFSG facility using the following equation (Fetter, 1994), which is based on Darcy's law:

$$V_{s,h}=\frac{K_h i_h}{n_e}$$

Where:

$V_{s,h}$ = Horizontal seepage velocity of the groundwater in units of feet per year (ft/yr);

K_h = Horizontal hydraulic conductivity (ft/day or ft/yr);

i_h = Horizontal hydraulic gradient (ft/ft); and

n_e = Effective porosity of the sand in the shallow and deep zones.

The effective porosity was based on soil physical property data in the shallow zone obtained in 2006. The values used for horizontal hydraulic conductivity were based on soil physical property testing and pumping tests conducted in 1996 and 2006 and a quantitative calibrated MODFLOW numerical groundwater flow model executed by Trihydro Corporation for the site in 2022.

Using this approach and applying hydraulic gradients calculated from measured potentiometric surface elevations in select wells beneath, and south of the facility in the shallow zone, groundwater velocities during the 2024 annual event were calculated to range from 553 ft/yr beneath the facility, to 784 ft/yr south of the site. For the deep zone, groundwater velocities were calculated to range from 48 ft/yr beneath the facility, to 231 ft/yr south of the site.

Figure 6 presents the 2024 computed groundwater flow velocities for the shallow and deep zones. Since the effective porosity was constant for the flow velocity calculations and the hydraulic conductivity was within the same order of magnitude for all areas on the figure, the differences in the estimated groundwater flow velocities at the facility are the result of variations in the hydraulic gradients across the site.

3.1.4. Vertical Hydraulic Gradient

The data from a set of four nested wells, referred to as the MW-13 well cluster (13S, 13D, 13DD, and 13D3), presents groundwater data at four different elevations within the shallow zone (**Table 1**). Although the shallow zone is hydraulically connected throughout the depth of the unit, groundwater elevations vary with depth. Data indicate at each change in well depth there is a corresponding change in groundwater elevation. During the 2024 annual event, the groundwater elevations in the MW-13 well

cluster continued to show that as depth increases the groundwater elevation decreases. The shallowest well, MW-13S, which terminates at a depth of 23.89 ft below the top of casing (BTOC), had an observed groundwater elevation of 175.85 ft MSL. The deepest well in the cluster, MW-13D3 terminating at 138.38 ft BTOC near the base of the unit, had an observed groundwater elevation of 103.41 ft MSL. This pattern suggests the shallow zone may be contributing groundwater to the deep zone, but the 35 ft contrast in potentiometric elevations also suggests that the interbedded layers of clay and marl are also serving to limit the vertical hydraulic communication across these strata.

Given that the MW-13 well cluster suggests there may be a contribution of groundwater from the shallow zone to the deep zone, the vertical groundwater gradients between 14 well pairs screened in both the shallow and deep zones were calculated to evaluate the potential for vertical migration. The 2024 annual event data show seven well pairs with downward vertical gradients and seven well pairs with zero to upward vertical gradients, showing a overall downward gradient of -0.006 (**Table 3**).

A review of vertical gradient data for the MW-13S/MW-13D well pair during the past two years shows an overall slight upward vertical gradient of 0.003. An upward flow of groundwater could potentially aid in limiting the downward migration of contaminants, and thus the occasional upward gradients at the MW-13 well cluster and at other nested well pairs may have a positive effect in limiting the downward migration of VOCs.

3.2. GROUNDWATER VOC ANALYTICAL RESULTS AND VOC TRENDS ANALYSIS

Groundwater samples were collected from 41 wells during the 2024 annual sampling event and submitted to Eurofins for analysis of 66 VOCs by USEPA Method 8260B.

Table 2 presents a summary of the samples and associated analytes that were detected in the 2024 annual event samples. The detected VOCs are divided into groups of chlorinated and non-chlorinated solvents, and aromatic hydrocarbons. **Appendix A** includes a comprehensive summary table of groundwater analytical results for all wells sampled from February 2003 through December 2024 and includes wells that have historically had no detections of any constituents of concern. Groundwater elevations and total VOCs versus time plots are presented in **Appendix D**.

The site is primarily impacted by chlorinated solvents, particularly tetrachloroethene (PCE), trichloroethene (TCE), and their decay daughter products. Petroleum hydrocarbons are also detected at elevated levels. The 2024 annual event analytical results were compared to their respective GWPS. Chlorinated and Non-Chlorinated VOCs with concentrations exceeding the GWPS during the 2024 annual groundwater monitoring event included the following constituents: 1,1,1-trichloroethane (1,1,1-TCA), 1,1-dichloroethane (1,1-DCA), 1,1-dichloroethene (1,1-DCE), 1,2,4-trimethylbenzene, 1,2-dichloroethane (1,2-DCA), 2-Butanone, 4-isopropyltoluene, acetone, chloroethane, chloroform, cis-1,2-dichloroethene

(cis-1,2-DCE), methylene chloride (MC), PCE, TCE, and vinyl chloride (VC). Two aromatic VOCs (benzene and toluene) were reported as having concentrations in excess of the GWPS during the 2024 annual groundwater monitoring event.

Dissolved-phase VOC concentrations that are at least 1% of their respective solubilities indicate a weak presence of residual non-aqueous phase liquids (NAPL) trapped in the soil as globules. Dissolved-phase VOC concentrations that are at least 10% of their respective solubilities indicate a strong presence of residual NAPL. **Table 2** presents the 1% and 10% of the solubilities of each COC, and whether these solubility thresholds are exceeded at the facility in the shallow or deep zone for the 2024 annual groundwater monitoring event. There were no exceedances of 10% solubility and exceedances of the 1% solubility threshold were only detected in one monitoring well (MW-10S). This well is located in the southeastern portion of the site. Three COCs that exceeded 1% solubilities in shallow zone well MW-10S were 1,1,1- TCA, PCE, and toluene.

3.2.1. Shallow Zone Groundwater VOC Results

A total VOC plume comprised of several COCs is present in groundwater over a substantial portion of the facility and extends downgradient to the south and southeast onto adjacent properties. **Figures 7**, **8**, **9**, and **10** present the historical interpreted distribution of the total VOC (TVOC) plume in the shallow zone of the upper water-bearing unit in July 2006, March 2010, June 2016, and November 2022, respectively. The interpreted distribution of the TVOC plume in the shallow zone of the upper water-bearing unit is presented in **Figures 11** and **12** for the 2024 semi-annual and annual events, respectively. The contours of the TVOC plumes continue to follow the general extents of the plume delineated by the 1994 groundwater probe investigation, which provided data along the outside of the property boundary (Cameron-Cole, 2006).

Fluctuations in TVOC concentrations in wells over time have not resulted in an appreciable change to the overall footprint of the TVOC plume since 2010. The size and shape of the plume has been reduced between July 2006 and the 2024 annual event. The TVOC concentrations in wells on-site, and the resulting plume concentrations near the source areas have decreased considerably since 2006 as depicted in the plume maps from 2010 and 2016, though some wells near the source areas demonstrated concentration increases in the 2024 annual sampling event. Historically, there have been fluctuations in concentrations observed in on-site well MW-10S (251,407 µg/L in July 2006 to 121,300 µg/L in December 2024), and off-site well MW-14S (decreased from 2,515 µg/L in July 2006 to 98 µg/L in December 2024). The August 2013 fire resulted in increases in VOC concentrations in groundwater in the wells along the southern property boundary, specifically wells MW-1S, MW-4S, MW-6S, and MW-12S; though these increases have largely diminished, current conditions as of the 2024 annual event indicate that the TVOC concentration has slightly increased at MW-1S (295 µg/L in February 2003 to

991 µg/L in December 2024). Most importantly, despite fluctuations in TVOC concentrations in wells over time, there has not been a notable change in the overall footprint of the TVOC plume between March 2010 and the December 2024 annual event.

The length of the TVOC plume based on the 2024 annual event was approximately 825 ft from the upgradient plume boundary (near MW-11S) to the downgradient plume boundary (beyond MW-14S but north of Mud Creek). The width of the TVOC plume is approximately 282 ft, as measured just downgradient of the southern boundary of the facility. The TVOC plume concentrations continue to be above, but generally within the same order of magnitude, as the individual GWPS along the property boundary, with the exception of wells located along the southeast corner of the property. Shallow zone wells MW-1S and MW-13S, located in the southeast corner of the property, continue to exhibit concentrations of VOCs above the GWPS.

As indicated by **Figures 7** through **12**, the data continue to suggest the presence of three separate source areas within the facility. The first and primary source for the plume is contained within the vadose zone soils and saturated shallow zone underlying the areas of the Bulk Storage Tank Farm (BSTF), Solidification and Stabilization Area (SSA), Waste Bulking and Unloading Area (WBUA), and the Drum Storage and Process Area 2 (DSPA 2, which is consistent with the findings of the soil investigation in July 2006 (Cameron-Cole, 2006). Elevated concentrations of VOCs in wells MW-11S and MW-11D indicate a second, smaller source in the northern area of the facility. Elevated VOC concentrations are also encountered along the fence line near the MW-13 well cluster.

NAPL has not been observed or measured as a distinct separate phase in any of the monitoring wells; however, as stated previously, dissolved-phase VOC concentrations that are at least 1% of their respective solubilities indicate a potential for weak presence of residual phase NAPL trapped in the soil as globules. During the 2024 annual event, three COCs exceeded the 1% solubility threshold in the shallow zone in the sample collected from shallow well MW-10S, which is located southeast of the DSPA 2.

The TVOC plume resulting from these VOC sources is relatively stable and has not changed appreciably in size and shape over the past decade. The concentrations in the center of the plume referenced by well MW-10S continues to fluctuate (**Appendix E**). The TVOC concentration in well MW-10S in the 2024 annual event of 121,300 µg/L represents a 52% decrease from the 2006 concentration of 251,407 µg/L.

The TVOC plume and COC concentrations in most of the interior wells and all the perimeter wells have stabilized to the point where the size and shape of the plume is not changing appreciably, as evidenced by comparing **Figures 7** through **12**, though some fluctuations in concentrations are still evident within the center of the plume. The 2024 data show generally decreasing concentrations across the site. Monitoring well MW-10S is located more than 540 ft upgradient from the downgradient edge of the

TVOA plume, and while concentrations continue to generally show gradual decreasing trends in off-site wells north of Mud Creek.

3.2.2. Individual Constituents Of Concern In Shallow Zone Groundwater

Figures 13 through **19** present the groundwater isoconcentration maps for the following COCs: PCE, TCE, 1,1-DCE, 1,1,1-TCA, MC, VC, and Total Aromatic VOCs. The distribution of the chlorinated COCs generally mimics the shape of the TVOC plume in the shallow zone of the upper water-bearing unit. The lowest value isocontour on each map represents the GWPS for the corresponding COC. For the 2024 annual event, the highest concentrations of chlorinated COCs occur at shallow well MW-10S.

The high natural biodegradation rate of MC (half-life: one month to four months, Howard et al., 1991) has prevented this constituent from migrating far from the source area. The MC plume (**Figure 17**) for the 2024 annual event is generally consistent with historical plumes.

The Total Aromatic VOCs plume shown in **Figure 19** generally resembles the shape of the chlorinated COC plumes presented in **Figures 13-18**. The elevated concentrations (greater than 10 µg/L) of Total Aromatic VOCs in the shallow zone are encountered within the central portion of the facility extending south and southeast off-site into Georgia Petroleum Inc. property. The presence of aromatic hydrocarbons, which are efficient electron donors, creates a favorable environment for biodegradation of the chlorinated compounds.

3.2.3. Deep Zone Groundwater VOC Results

Figures 7, **8**, **9**, and **10** present the historical interpreted distribution of the TVOC plume in the deep zone of the upper water-bearing unit in July 2006, March 2010, June 2016, and November 2022, respectively. **Figure 12** presents the interpreted distribution of the TVOC plume in the deep zone of the upper water-bearing unit for the most recent event. Groundwater elevations and the TVOC concentrations for deep wells are presented in **Appendix D**.

The plume contours follow the general extents of the plume delineated by the 1994 groundwater probe investigation, providing data along the outside of the property boundary (Cameron-Cole, 2006). Since July 2006, the TVOC plume and individual COC concentrations have reached a generally stable phase, though localized fluctuations have been observed. As indicated by the plume size and shape over time, there appear to be two separate sources within the deep zone of the upper water-bearing unit at the PFSG site. The primary source for the plume is within SWMU 1C located just upgradient of the MW-13 well cluster (**Figures 2**, **9**). There is also a smaller separate source in the vicinity of paired well cluster MW 11S and MW-11D located on the upgradient and north side of the facility. Additionally, there may be a potential off-site source contributing to the isolated TVOC concentrations observed in well MW-29, located east and hydraulically cross-gradient to the PFSG facility, as illustrated on **Figures 7-10**.

Horizontally, the deep zone TVOC plume observed during the 2024 annual sampling event primarily extended from approximately 50 feet north of MW-11D southward approximately 200 ft downgradient, south of MW-1D. Two localized TVOC impact areas are also present in the vicinity of off-site wells MW-20 and MW-21. Concentrations of TVOCs in the deep zone are generally significantly lower than those in the shallow zone. Excluding wells MW-11D, 13D and 13DD, the deep zone concentrations are several orders of magnitude lower than the concentrations in the shallow zone. Lower concentrations are observed in the deep zone, indicating that significant attenuation of VOCs (due to diffusion, dispersion, sorption, and biodegradation) is occurring as the groundwater migrates downward.

The horizontal extent of PCE, TCE, and the other chlorinated COC plumes in deep zone groundwater encompasses a smaller area and lower concentration than in the shallow zone. The highest concentrations of individual COCs occur at the MW-13 well cluster, slightly downgradient of the source area near shallow zone MW-10S (**Figures 13-18**). During the 2024 annual event, the concentrations were below the 1% solubility concentration for all constituents in the deep wells. The smaller plume area in the deep zone supports the interpretation that the VOCs degradation through natural attenuation processes is beneficially influencing the plume area as the groundwater migrates into deeper zones within the upper water-bearing unit.

Figures 17 and **19**, respectively, present the interpreted distribution of the MC and total aromatic hydrocarbon plumes in the deep zone. As evident from the figures, the high degradation rate of MC and aromatic hydrocarbons from natural biodegradation impedes the contaminants from migrating to deeper areas at elevated levels within the upper water- bearing unit, with the exception of source area well cluster MW-13D. VC was not detected in the deep wells sampled during the 2024 annual event (**Figure 18**).

3.2.4. VOC Trends Analysis

The TVOC concentrations in all wells are presented in **Appendix D**. The historical trends of the major COCs for 27 key monitoring wells are presented in **Appendix E**. The majority of wells showed stable or slightly decreasing TVOC and individual COC concentrations. The key exceptions to these generally stable trends are slight recent fluctuations in shallow well MW-7S and a slightly upward trend in deep well MW-13DD.

Well MW-13DD is located in the southeast corner of the site and is screened in the deep zone. 1,1-DCE has been increasing over time, while PCE and TCE stabilized through 2024. It is expected that the concentration for 1,1-DCA will similarly begin to decrease as the rate of natural degradation overcomes the concentrations migrating from upgradient sources.

The trends in the majority of wells over the past several years reinforce the idea that the plume is largely stable with an equilibrium established between source area loading and natural attenuation, which is why

concentrations are both increasing and decreasing in certain wells simultaneously within the plume while the overall plume is not diminishing in horizontal extent (i.e., it is in a steady-state, non-depleting, and non-expanding condition of overall stability).

3.2.5. Heptachlor Results

Groundwater samples were collected from 41 wells during the 2024 annual sampling event and samples were submitted to Eurofins for analysis of the pesticide heptachlor by USEPA Method 8081B.

Heptachlor was not detected above the MDL in any other on- or off-site monitoring well samples collected during the 2024 annual monitoring event. Heptachlor was initially detected in a sample collected in January 2020 from MW-13S at a concentration of 0.12 µg/L, below the corresponding GWPS of 0.40 µg/L. Since April 2022, heptachlor has remained well below the GWPS in MW-13S for six consecutive semi-annual groundwater sampling events.

In November 2023, heptachlor was detected in MW-10D and MW-13D at concentrations above the GWPS. However, the sample duplicate for MW-13D was below the GWPS and upon laboratory re-extraction and reanalysis (although performed beyond method hold time), the concentrations were below detection limits. The laboratory flagged the initial results as suspect, likely due to laboratory contaminant interference. Except for these two suspect detections in the two wells noted above, this analyte has consistently remained below the GWPS in the 45 wells sampled since at least 2020.

3.2.6. Groundwater pH Analysis

Field parameters are collected at each groundwater sample location during sample collection and have historically shown slightly acidic pH values. Review of the 2024 annual event data shows that the pH values of wells located on- and off-site in both the shallow and deep zones are generally acidic. The pH values range from 4.20 in deep zone well MW-24D to 8.91 in off-site deep zone well MW-23 with an overall average of all well pH data of 5.30. The range of pH values are consistent with those historically observed across the facility.

Comparison of data from upgradient and downgradient wells, located both inside and outside the TVOC plumes, indicates that the groundwater pH is acidic. The 2024 annual event results indicated only three wells (deep well MW-13DD, MW-13D3, and MW-23) with pH values above 7.00 and continue to illustrate that lower pH is not confined to either the shallow or deep zones, nor to any particular area associated with the facility or TVOC plume.

3.2.7. Appendix IX Analytical Results

During the 2024 annual monitoring event, designated Year Four (2024) POC well MW-1S was sampled and analyzed for the Appendix IX list of analytes as part of the permit required annual sampling of one

POC well. VOC analytes 1,1-DCA, 1,1-DCE, 1,1,1-trichloroethane, PCE, TCE cis-1,2-DCE and VC were detected as concentrations exceeding GWPS. These results were consistent with previous detections for this well. A summary of Appendix IX results is provided in **Table 4**.

3.3. DATA QUALITY ASSESSMENT

In the 2024 annual groundwater monitoring event, samples from 41 wells were submitted to Eurofins Laboratories for analysis. Included in the sample set were three blind field duplicates and four equipment blanks. Five trip blanks (one per cooler) accompanied VOC samples submitted to the laboratory.

3.3.1. Sample Holding Time And Preservation Evaluation

All samples were evaluated in terms of analytical holding times. All sample analyses were completed within the method and technical required holding times during the December 2024 sample event.

3.3.2. Duplicate Samples

Three sets of blind field duplicate samples were submitted as follows:

- DUP-1 (Blind field duplicate of primary sample MW-5S)
- DUP-2 (Blind field duplicate of primary sample MW-6S)
- DUP-3 (Blind field duplicate of primary sample MW-13D)

Precision between field duplicate results was evaluated against a maximum allowable relative percent difference (RPD) of 20 percent, or agreement of the primary and duplicate results within a reporting limit increment. The RPD was calculated for all results for which either the primary, duplicate, or both sample results were detected using the following formula:

$$RPD = \frac{|\ Primary\ Sample - Duplicate\ |}{\left(\frac{Primary + Duplicate}{2}\right)}\ x\ 100\%$$

RPD results for samples that had detections greater than the reporting limit and exceeded 20 percent were further evaluated and qualified if appropriate.

A total of two primary/duplicate sample pairs exceeded the 20 percent limit, including one well pair (MW-6S) for VC (40%) and one well pair (MW13D) for 1,1-DCA (32%). All other duplicate analyte sample pairs were less than 20% RPD.

3.3.3. Trip Blanks

A trip blank is defined as a sample of analyte-free water prepared at the laboratory, shipped to the sampling site, and returned to the laboratory unopened for analysis (USEPA, 1990). The objective of a trip blank sample is to document potential contamination associated with sample shipping procedures,

field and laboratory handling procedures, or other contamination associated with organic-free and deionized water provided by the laboratory. Trip blank samples are particularly useful in documenting volatile organic contamination from outside sources.

One trip blank per cooler containing VOC samples was submitted for analysis to support the 2024 annual sampling event for VOC analysis. The laboratory detected acetone in two trip blanks at concentrations of 8.6 to 13 µg/L. However, the samples analyzed associated with the trip blank exhibiting 8.6 µg/L were all below MDLs and the samples analyzed associated with the trip blank exhibiting 13 µg/L were either below MDLs or significantly greater than the GWPS for acetone. Therefore, the acetone detections in these two trip blanks is insignificant and suspect as a potential lab contaminant.

3.3.4. Equipment Blank Analysis

Four equipment blanks were submitted for analysis of VOCs and heptachlor for the 2024 annual sampling event. All equipment blank analytical results were non-detect for all analytes and require no qualification.

3.3.5. Data Usability

Based on the above data evaluation, the analytical data collected during the 2024 annual event are acceptable and compliant with the established method criteria and groundwater monitoring program.

4.0 SUMMARY AND CONCLUSIONS

Based on results from the groundwater monitoring conducted during the 2024 annual event (4Q2024), the conclusions regarding the site hydrogeology and contaminant transport are presented below.

4.1. GROUNDWATER HYDRAULICS

- Groundwater flow patterns across the site in the 2024 annual event were similar to historical observations. The average of the groundwater elevations in the on-site and off-site wells at the PFSG facility decreased by 0.05 ft in the shallow zone and increased by 0.27 ft in the deep zone between the 2024 semi-annual event and the annual event (**Table 1**). Minor localized variations in groundwater elevation are likely due to heterogeneous percolation of rainfall into the upper water-bearing unit.
- Hydraulic gradients in the shallow zone averaged approximately 0.012 ft/ft beneath the facility and 0.016 ft/ft south of the facility near Mud Creek (**Figure 6**). The groundwater flow direction in the shallow zone of the upper water-bearing unit is to the south-southeast, with a gentle slope beneath the facility and a steepening gradient near Mud Creek. The water table elevations are generally consistent with the local topography, with a gradient to the south toward Mud Creek, which flows to the east.
- The 2024 annual sampling event data shows six well pairs with a vertical downward gradient. The overall vertical hydraulic gradient using data from the available well pairs is downward at 0.006 ft/ft (**Table 3**). This is consistent with the data from the past several events that show an overall vertical gradient downward. This pattern suggests the shallow zone may be contributing groundwater to the deep zone, but the contrast in potentiometric elevations also suggests that the interbedded layers of clay and marl are also serving to limit the vertical hydraulic communication across these strata.

4.2. GROUNDWATER ANALYSIS

- The facility followed the protocols presented in the Hazardous Waste Permit HW-020 (D) and the current "Groundwater Sampling and Analysis Plan" for groundwater sample collection. Three monitoring wells (MW-20, MW-21, and MW-22) could not be located due to significant felled trees and other post-hurricane brush debris that blocked access to the wells. In addition, MW-23 could not be sampled due to insufficient recharge for required submersible pump use during the sampling effort. Therefore, these four wells could not be sampled during the annual groundwater monitoring event.

- During the Annual 2024 monitoring event, a total of fifteen chlorinated and non-chlorinated VOCs were detected at concentrations above the GWPS: 1,1,1-TCA, 1,1-DCA, 1,1-DCE, 1,2,4-trimethylbenzene, 1,2-DCA, 2-Butanone, 4-isopropyltoluene, acetone, chloroethane, chloroform, cis-1,2-DCE, MC, PCE, TCE, VC. The fifteen chlorinated and non-chlorinated COCs detected above the GWPS in December 2024 are consistent with those detected historically.

- During the Annual 2024 monitoring event, two aromatic VOCs (benzene and toluene) were detected as concentrations above the corresponding GWPS.

- During the 2024 annual monitoring event, designated Year Four (2024) POC well MW-1S was sampled and analyzed for the Appendix IX list of analytes as part of the permit required annual sampling of one POC well. The monitoring results for this well were consistent with previous findings and indicate that there were no detections of Appendix IX constituents in the POC well at levels that would warrant their addition to the SAP list of COCs at this time.

- During the Annual 2024 monitoring event and pursuant to the current permit for this facility, 41 wells were sampled and analyzed for heptachlor. Monitoring wells MW-20, MW-21, and MW-22 could not be gauged or sampled due to post-hurricane fallen tree and brush debris that blocked access pathways through this wooded area. Also, laboratory samples could not be collected from MW-23 during the sampling effort due to lack of recharge during initial well purging that prevented collection of the required volume of water for the sample containers. PFSG has been diligently working with tree service seeking to clear the blocked pathways and also investigating MW-23 to enable access and sampling of these wells during the upcoming sampling event.

- To evaluate potential NAPL areas, dissolved-phase VOC concentrations were compared to the 1% and 10% of the solubilities of each COC. Data collected during the 2024 annual groundwater monitoring event show that MW-10S exceeded the 1% solubility for 1,1,1-TCA, PCE, and toluene. No other wells contained constituents at concentrations in excess of the 1% solubility and no wells contained analyte concentrations in excess of 10% solubility.

- Isopleth contour maps for TVOC and six COCs were generated to evaluate changes in magnitude and extent of the plume. The plumes follow the general extents of the plume delineated by the 1994 groundwater probe investigation data. Despite fluctuating TVOC concentrations in source area well MW-10S, the overall TVOC plume has not changed appreciably in size or shape.

- Constituent concentrations in the majority of wells are characterized by stable or slightly decreasing TVOC and individual COC concentrations. Since at least July 2006, the overall TVOC shallow and deep plumes have reached general stability, where residual source mass appears balanced by the beneficial influence of natural attenuation.

5.0 REFERENCES

Cameron-Cole, LLC. 2006. Soil and Groundwater Corrective Action Plan, Perma-Fix of South Georgia, Inc. Dated November 17, 2006.

Cameron-Cole, LLC. 2010. Revised Soil and Groundwater Corrective Action Plan, Perma-Fix of South Georgia, Inc. Dated August 6, 2010.

Cameron-Cole, LLC. 2019. 2019 Quarterly Groundwater Monitoring Reports, Perma-Fix of South Georgia, Inc., April 2019 – January 2020.

Cameron-Cole, LLC. 2020. 2020 Annual Groundwater Monitoring Report, Perma-Fix of South Georgia, Inc. Dated January 8, 2021.

Cameron-Cole, LLC. 2023. 2022 Annual Groundwater Monitoring Report, Perma-Fix of South Georgia, Inc. Dated January 9, 2023.

Trihydro Corporation. 2023. 2023 Semi-Annual Groundwater Monitoring Report, Perma-Fix of South Georgia, Inc. Dated July 28, 2023.

Trihydro Corporation. 2023. 2023 Annual Groundwater Monitoring Report, Perma-Fix of South Georgia, Inc. Dated February 23, 2024.

Trihydro Corporation. 2024. 2024 Semi-Annual Groundwater Monitoring Report, Perma-Fix of South Georgia, Inc. Dated July 9, 2024.

Fetter, C.W. Applied Hydrogeology, Third Edition. Prentice-Hall, Inc., Upper Saddle River, New Jersey, 691 pp. 1994.

Risk Based Remedies, Inc. 2008. Risk Assessment Work Plan. Perma Fix of South Georgia, Inc. Valdosta, GA. March 2008.

United States Environmental Protection Agency. February 1992. Dense Nonaqueous Phase Liquids – A Workshop Summary, Dallas, Texas, April 16 - 18, 1991, EPA/600/-92/030.

U. S. EPA. 1991. Stabilization Technologies for RCRA Corrective Actions, EPA/625/6-91/026, 62 p.

United States Geological Society Water Science School. http://water.usgs.gov/edu/ph.html, Updated December 2, 2016

TABLES

TABLE 1. MONITORING WELL CONSTRUCTION DETAILS AND 2022-2024 GROUNDWATER LEVELS
2024 ANNUAL GROUNDWATER MONITORING REPORT
PERMA-FIX OF SOUTH GEORGIA, INC., VALDOSTA, GEORGIA

								May (2nd Q) 2022		November (4th Q) 2022		April (2nd Q) 2023		May (4th Q) 2023		November (4th Q) 2023		April (2nd Q) 2024		December (4th Q) 2024		
	Monitor Well Designation	Install Date	Casing Diameter (Inches)	Total Depth (ft BTOC)	Screened Interval (ft bgs)	Top of Casing Elevation (ft MSL)	Ground Elevation (ft MSL)	Depth to Groundwater (ft BTOC)	GWE (ft MSL)	Depth to Groundwater (ft BTOC)	GWE (ft MSL)	Depth to Groundwater (ft BTOC)	GWE (ft MSL)	Depth to Groundwater (ft BTOC)	GWE (ft MSL)	Depth to Groundwater (ft BTOC)	GWE (ft MSL)	Depth to Groundwater (ft BTOC)	GWE (ft MSL)	Depth to Groundwater (ft BTOC)	GWE (ft MSL)	Semiannual GWE Change[1] (ft)
On-Site	B-106	6/19/2006	2	24.35	15 - 25	190.596	191.139	14.48	176.12	15.63	174.97	NM	NM	NM	NM	14.80	175.80	14.00	176.60	14.27	176.33	0.27
Monitoring Wells	B-108	6/20/2006	2	24.22	15 - 25	191.973	192.085	16.22	175.75	17.30	174.67	NM	NM	NM	NM	16.02	175.95	15.33	176.64	15.56	176.41	0.23
Shallow	B-113	6/20/2006	2	24.4	15 - 25	191.493	191.527	16.30	175.19	17.10	174.39	NM	NM	NM	NM	15.78	175.71	15.08	176.41	15.27	176.22	0.19
	B-114	6/20/2006	2	24.48	15 - 25	192.23	192.066	15.91	176.32	17.43	174.80	NM	NM	NM	NM	NM	NM	15.45	176.78	15.41	176.82	-0.04
	MP-8	8/1/2004	1.25	22.21	17 - 19	191.889	191.889	16.05	175.84	17.27	174.62	NM	NM	NM	NM	16.17	175.72	15.34	176.55	15.57	176.32	0.23
	MW-1S*	NA	2	25.04	NA	190.55	187.485	15.30	175.25	16.33	174.22	15.76	174.79	16.11	174.44	15.52	175.03	14.90	175.65	15.07	175.48	0.17
	MW-2S*	NA	2	19.94	NA	187.99	186.21	NM	NM	13.57	174.42	NM	NM	13.48	174.51	12.80	175.19	12.25	175.74	12.33	175.66	0.08
	MW-3*	NA	2	20.69	NA	194.457	191.996	14.91	179.55	15.94	178.52	15.52	178.94	15.74	178.72	15.15	179.31	14.30	180.16	14.63	179.83	0.33
	MW-4S*	NA	2	28.12	NA	189.391	189.391	13.97	175.42	15.12	174.27	14.45	174.94	14.86	174.53	14.29	175.10	13.62	175.77	13.80	175.59	0.18
	MW-5S	3/22/1996	2	28.35	10 - 25	188.809	185.951	13.86	174.95	14.93	173.88	14.35	174.46	14.84	173.97	14.20	174.61	13.34	175.47	13.81	175.00	0.47
	MW-6S	3/21/1996	2	27.91	10 - 25	191.332	187.878	NM	NM	16.76	174.57	16.00	175.33	16.35	174.98	15.80	175.53	15.07	176.26	15.29	176.04	0.22
	MW-7S	3/27/1996	2	24.93	10 - 25	187.45	188.311	NM	NM	13.38	174.07	12.69	174.76	12.84	174.61	12.50	174.95	11.76	175.69	12.04	175.41	0.28
	MW-8S	3/22/1996	2	27.8	10 - 25	194.61	191.339	NM	NM	20.03	174.58	19.34	175.27	19.60	175.01	19.13	175.48	18.38	176.23	18.63	175.98	0.25
	MW-9S	3/22/1996	2	24.67	10 - 25	190.17	190.66	NM	NM	15.11	175.06	14.57	175.60	14.86	175.31	14.25	175.92	13.49	176.68	13.74	176.43	0.25
	MW-10S	3/23/1996	2	24.94	10 - 25	190.17	190.416	14.78	175.39	15.53	174.64	14.96	175.21	15.26	174.91	14.80	175.37	14.06	176.11	14.17	176.00	0.11
	MW-11S	3/21/1996	2	24.9	10 - 25	195.115	192.224	NM	NM	19.81	175.31	19.36	175.76	19.60	175.52	19.02	176.10	18.19	176.93	18.49	176.63	0.3
	MW-12S	3/23/1996	2	27.61	10 - 25	189.04	186.35	13.52	175.52	14.70	174.34	14.05	174.99	14.43	174.61	13.90	175.14	13.19	175.85	13.35	175.69	0.16
	MW-13S	6/6/1997	2	23.89	10 - 25	187.71	187.852	12.42	175.29	13.06	174.65	12.49	175.22	12.86	174.85	12.25	175.46	11.60	176.11	11.86	175.85	0.26
	MW-24S*	NA	2	21.69	NA	189.30	NA	NM	NM	14.31	174.99	13.70	175.60	13.98	175.32	13.45	175.85	12.64	176.66	12.83	176.47	0.19
	MW-103	6/16/2006	2	22.33	10 - 25	193.315	190.473	13.61	179.71	14.70	178.62	14.27	179.05	14.50	178.82	13.90	179.42	13.08	180.24	13.38	179.94	0.30
Deep	MW-1D*	NA	2	46.4	37 - 47	190.59	187.53	15.34	175.25	16.41	174.18	15.86	174.73	16.22	174.37	15.62	174.97	15.01	175.58	15.17	175.42	0.16
	MW-2DR*	3/24/2010	2	44.64	NA	189.52	186.4	NM	NM	14.87	174.65	14.55	174.97	14.80	174.72	14.33	175.19	13.71	175.81	13.79	175.73	0.08
	MW-4D*	NA	2	44.57	NA	189.47	186.53	NM	NM	15.26	174.21	14.78	174.69	15.14	174.33	14.50	174.97	13.96	175.51	14.06	175.41	0.1
	MW-5D	3/28/1996	2	43.71	31 - 41	188.9	185.96	NM	NM	14.76	174.14	14.35	174.55	14.72	174.18	14.00	174.90	13.52	175.38	13.60	175.30	0.08
	MW-6D	3/21/1996	2	43.55	31 - 41	191.37	188.01	NM	NM	16.65	174.72	16.13	175.24	16.51	174.86	15.88	175.49	15.29	176.08	15.44	175.93	0.15
	MW-7D	3/27/1996	2	40.93	31 - 41	188.06	188.35	NM	NM	13.26	174.80	13.26	174.80	15.40	172.66	12.70	175.36	12.15	175.91	12.20	175.86	0.05
	MW-8DR	3/1/2010	2	43.91	NA	195.43	191.37	NM	NM	20.43	175.00	19.90	175.53	20.23	175.20	19.68	175.75	18.95	176.48	19.16	176.27	0.21
	MW-9D	3/27/1996	2	40.76	31 - 41	190.24	190.6	NM	NM	15.16	175.08	14.65	175.59	14.97	175.27	14.41	175.83	13.63	176.61	13.81	176.43	0.18
	MW-10D	3/24/1996	2	40.78	31 - 41	190.17	190.45	NM	NM	15.59	174.58	15.02	175.15	15.35	174.82	14.80	175.37	14.07	176.10	14.32	175.85	0.25
	MW-11D	3/20/1996	2	43.56	31 - 41	195.14	192.29	18.63	176.51	19.79	175.35	19.30	175.84	19.55	175.59	19.00	176.14	18.16	176.98	18.43	176.71	0.27
	MW-12D	3/24/1996	2	42.65	31 - 41	189.04	186.38	NM	NM	14.79	174.25	14.34	174.70	14.68	174.36	14.00	175.04	13.55	175.49	13.63	175.41	0.08
	MW-13D	6/3/1997	2	41.32	31 - 41	187.61	187.86	12.90	174.71	13.20	174.41	12.63	174.98	12.98	174.63	12.41	175.20	11.73	175.88	11.52	176.09	-0.21
	MW-13D3	NA	2	138.38	122 - 138	187.50	187.86	85.92	101.58	91.58	95.92	86.28	101.22	87.18	100.32	90.62	96.88	83.37	104.13	84.09	103.41	0.72
	MW-13DD	12/23/2000	2	68.23	60 - 65	187.65	187.86	19.09	168.56	19.86	167.79	19.20	168.45	19.56	168.09	19.08	168.57	18.54	169.11	18.19	169.46	-0.35
	MW-24D	9/8/2004	2	38.82	35 - 40	188.87	189.67	NM	NM	14.10	174.77	13.69	175.18	13.94	174.93	13.33	175.54	12.57	176.30	12.84	176.03	0.27
Off-Site	MW-14S*	NA	2	24.38	NA	175.86	NA	5.27	170.59	5.50	170.36	5.08	170.78	5.48	170.38	5.02	170.84	5.02	170.84	4.93	170.93	-0.09
Monitoring Wells	MW-16	12/22/2000	2	36.11	20 - 35	181.45	178.77	NM	NM	10.10	171.35	9.25	172.20	NM	NM	9.20	172.25	8.84	172.61	8.89	172.56	0.05
Shallow	MW-18*	NA	2	39.34	NA	181.47	NA	NM	NM	13.07	168.40	12.06	169.41	12.60	168.87	12.23	169.24	11.65	169.82	11.57	169.90	-0.08
	MW-19R	3/24/2010	2	40.11	NA	188.82	189.07	NM	NM	14.40	174.42	13.90	174.92	14.25	174.57	13.72	175.10	2.84	185.98	13.21	175.61	10.37
	MW-26	9/9/2004	2	22.43	12.75 - 22.75	192.55	192.95	NM	NM	16.99	175.56	16.49	176.06	17.05	175.50	16.13	176.42	15.18	177.37	15.58	176.97	0.4
	MW-27	9/9/2004	2	22.37	12.7 - 22.7	191.44	191.96	NM	NM	16.41	175.03	15.91	175.53	16.55	174.89	15.64	175.80	14.77	176.67	15.13	176.31	0.36
	MW-28	9/9/2004	2	24.28	14 - 24	194.97	195.21	NM	NM	18.90	176.07	16.63	178.34	17.84	177.13	17.63	177.34	16.44	178.53	16.92	178.05	0.48
	TW-1	12/20/2000	2	6	1 - 6	171.83	168.8	NM	NM	3.45	168.38	NM	NM	NM	NM	NM	NM	NM	NM	NM	NM	NM
	TW-2	12/20/2000	2	4	1 - 4	171.07	166.75	NM	NM	4.90	166.17	3.72	167.35	NM	NM	4.19	166.88	3.98	167.09	NM	NM	NM
	TW-3	12/20/2000	2	6	1 - 6	170.02	167.15	NM	NM	3.68	166.34	2.91	167.11	NM	NM	2.88	167.14	2.89	167.13	NM	NM	NM
Deep	MW-14D*	NA	2	39.11	NA	175.79	NA	7.42	168.37	8.14	167.65	7.45	168.34	7.85	167.94	7.49	168.30	7.04	168.75	6.82	168.97	-0.22
	MW-15	12/19/2000	2	42.23	24 - 39	186.98	184.18	12.50	174.48	13.48	173.50	12.75	174.23	12.99	173.99	12.70	174.28	11.70	175.28	21.03	165.95	9.3
	MW-17*	NA	2	40.3	NA	171.70	NA	3.95	167.75	4.58	167.12	3.89	167.81	4.31	167.39	NM	NM	3.52	168.18	3.25	168.45	-0.27
	MW-20*	NA	2	42.01	28 - 38	170.13	170	2.05	168.08	2.80	167.33	1.93	168.20	2.46	167.67	2.05	168.08	1.61	168.52	NM	NM	NM
	MW-21*	NA	2	41.94	NA	169.43	NA	0.40	169.03	1.90	167.53	0.85	168.58	1.39	168.04	1.02	168.41	0.30	169.13	NM	NM	NM
	MW-22	4/16/2003	2	38.56	29.5 - 39.5	171.02	167.79	3.23	167.79	4.33	166.69	3.00	168.02	3.70	167.32	3.28	167.74	2.80	168.22	NM	NM	NM
	MW-23 [(2)]	9/2/2004	2	78.72	68 - 78	175.21	176	NM	NM	31.38	143.83	28.25	146.96	25.88	149.33	26.40	148.81	26.62	148.59	24.73	150.48	-1.89
	MW-29	9/10/2004	2	40.28	35.5 - 40.5	175.68	176.32	NM	NM	7.05	168.63	NM	NM	NM	NM	NM	NM	5.45	170.23	5.21	170.47	-0.24
							Shallow Zone Avg.	14.04	175.78	14.18	173.72	13.37	174.42	14.91	174.83	13.58	174.74	12.64	175.81	13.92	175.87	-0.05
							Deep Zone Avg.[2]	16.49	164.74	16.27	168.74	15.90	169.56	16.38	169.08	16.55	169.60	14.57	170.44	17.19	170.17	0.27
							Overall Avg.[2]	15.12	170.26	15.23	171.23	14.63	171.99	15.64	171.96	15.06	172.17	13.61	173.13	15.55	173.02	0.11

Notes:
NA = Not Available
NM = Not Measured
NC = Not Calculated
GWE = Groundwater Elevation
BTOC = Below Top of Casing
ft MSL = Feet Mean Sea Level
* = No well logs available for these wells
1 = Semiannual GWE Change = 2Q2024 GWE - 4Q2024 GWE
2 = Average does not include data from well MW-23. This well is screened much deeper and generally yields much lower groundwater elevations.

TABLE 2. SUMMARY OF CONSTITUENTS OF CONCERN AND OTHER DETECTED CONSTITUENTS IN GROUNDWATER - FOURTH QUARTER 2023
2023 ANNUAL GROUNDWATER MONITORING REPORT
PERMA-FIX OF SOUTH GEORGIA, INC. VALDOSTA, GEORGIA

Parameter			Chlorinated and Non-Chlorinated VOCs (µg/L)																								Aromatic/Hydrocarbon VOCs (µg/l)					Method 8081B			
			1,1,1-Trichloroethane	1,1-Dichloroethane	1,1-Dichloroethene	1,2,4-Trimethylbenzene	1,2-Dichlorobenzene	1,2-Dichloroethane	1,3,5-Trimethylbenzene	2-Butanone	2-Chlorotoluene	4-Isopropyltoluene (p-Isopropyltoluene)	4-Methyl-2-Pentanone	Acetone	Carbon Tetrachloride	Chloroethane	Chloroform	Chloromethane	Cis-1,2-Dichloroethene	Hexachlorobutadiene	Isopropylbenzene	Methylene Chloride	N-Propylbenzene	Naphthalene	Tetrachloroethene (PCE)	Trans-1,2-Dichloroethene	Trichloroethene (TCE)	Vinyl Chloride	Benzene	Toluene	Ethylbenzene	Methyl Tert-Butyl Ether	Xylenes, Total	Heptachlor	Total Chlorinated and Non-Aromatic VOCs (µg/l)	Total Aromatic/Hydrocarbon VOCs (µg/l)	TOTAL VOCs (µg/l)
Groundwater Protection Standard	Well ID	Sample Date	200 [a]	1 [b]	7 [a]	1 [b]	600 [a]	5 [a]	1 [b]	10 [b]	1 [b]	1 [b]	10 [b]	10 [b]	5 [a]	5 [b]	80 [a]	1 [b]	70 [a]	50 [a]	1 [b]	5 [a]	1 [b]	5 [b]	5 [a]	100 [a]	5 [a]	2 [a]	5 [a]	1000 [a]	700 [a]	5 [b]	10,000 [a]	0.4 [a]	—	—	—
1% Solubility			12,900	50,400	24,200	570	1,560	86,000	482	2,200,000	3,740	234	190,000	10,000,000	7,930	67,100	79,500	530	64,100	32	613	130,000	522	310	2,060	45,200	12,800	88,000	17,900	5,260	1,690	510,000	1,060	1.8	--	--	--
10% Solubility			129,000	504,000	242,000	5,700	15,600	860,000	4,820	22,000,000	37,400	2,340	1,900,000	100,000,000	79,300	671,000	795,000	5,300	641,000	320	6,130	1,300,000	5,220	3,100	20,600	452,000	128,000	880,000	179,000	52,600	16,900	5,100,000	10,600	18	--	--	--
On-Site Wells	MW-1S	12/10/2024	**330**	**44**	**92**	<1.0	<1.0	1.5	<1.0	<10	<1.0	<1.0	<10	<10	<1.0	<5.0	2.4	<1.0	**180**	<5.0	<1.0	<5.0	<1.0	<5.0	**120**	<1.0	**120**	**80**	<1.0	2.1	6.8	<5.0	12	<0.048	970	21.4	991
Shallow	MW-2S	12/10/2024	<1.0	<1.0	<1.0	<1.0	<1.0	<1.0	<1.0	<10	<1.0	<1.0	<10	<10	<1.0	<5.0	<1.0	<1.0	<1.0	<5.0	<1.0	<5.0	<1.0	<5.0	<1.0	<1.0	<1.0	<1.0	<1.0	<1.0	<1.0	<5.0	<1.0	<0.048	ND	ND	ND
	MW-3	12/6/2024	<1.0	<1.0	<1.0	<1.0	<1.0	<1.0	<1.0	<10	<1.0	<1.0	<10	<10	<1.0	<5.0	<1.0	<1.0	<1.0	<5.0	<1.0	<5.0	<1.0	<5.0	<1.0	<1.0	<1.0	<1.0	<1.0	<1.0	<1.0	<5.0	<1.0	<0.048	ND	ND	ND
	MW-4S	12/9/2024	<1.0	<1.0	<1.0	<1.0	<1.0	<1.0	<1.0	<10	<1.0	<1.0	<10	<10	<1.0	<5.0	<1.0	<1.0	<1.0	<5.0	<1.0	<5.0	<1.0	<5.0	<1.0	<1.0	<1.0	<1.0	<1.0	<1.0	<1.0	<5.0	<1.0	<0.049	0.70	0.38	1.08
	MW-5S	12/9/2024	<1.0	<1.0	<1.0	<1.0	<1.0	<1.0	<1.0	<10	<1.0	<1.0	<10	<10	<1.0	<5.0	<1.0	<1.0	<1.0	<5.0	<1.0	<5.0	<1.0	<5.0	<1.0	<1.0	<1.0	<1.0	<1.0	<1.0	<1.0	<5.0	<1.0	<0.046	0.47	ND	0.47
	Dup 1 (MW-5S)	12/9/2024	<1.0	<1.0	<1.0	<1.0	<1.0	<1.0	<1.0	<10	<1.0	<1.0	<10	<10	<1.0	<5.0	<1.0	<1.0	<1.0	<5.0	<1.0	<5.0	<1.0	<5.0	<1.0	<1.0	<1.0	<1.0	<1.0	<1.0	<1.0	<5.0	<1.0	NA	0.51	0.37	0.88
	MW-6S	12/10/2024	<1.0	**3.5**	1.3	**3.7**	<1.0	<1.0	<1.0	<10	<1.0	<1.0	<10	<10	<1.0	<5.0	<1.0	<1.0	2.6	<5.0	<1.0	<5.0	<1.0	<5.0	<1.0	<1.0	3.2	**8.4**	**11**	<1.0	1.2	<5.0	2.1	<0.052	24.3	15	39
	Dup 2 (MW-6S)	12/10/2024	<1.0	**3.2**	<1.0	**3.7**	<1.0	<1.0	<1.0	<10	<1.0	<1.0	<10	<10	<1.0	<5.0	<1.0	<1.0	1.9	<5.0	<1.0	<5.0	<1.0	<5.0	<1.0	<1.0	2.8	**4.2**	**10**	<1.0	1.4	<5.0	2.3	NA	17.7	14	32
	MW-7S	12/10/2024	**240**	**120**	**130**	*<5.0*	*<5.0*	**13**	*<5.0*	*<50*	*<5.0*	*<5.0*	*<50*	**210**	<5.0	*<25*	45	*<5.0*	**1000**	*<25*	*<5.0*	**620**	*<5.0*	*<25*	**12**	<5.0	**200**	**930**	**20**	71	<5.0	*<25*	19	<0.047	3520	114.6	3635
	MW-8S	12/10/2024	<5.0	**100**	*<50*	**5.1**	8.6	**300**	*<5.0*	**2100**	*<5.0*	**5.9**	**230**	**4600**	<5.0	**39**	**130**	*<5.0*	**970**	*<25*	*<5.0*	**2500**	*<5.0*	*<25*	**860**	<5.0	**650**	**840**	**120**	620	65	*<25*	310	<0.047	13382	1115	14497
	MW-9S	12/10/2024	120	**47**	**580**	*<10*	<10	*<10*	*<10*	*<100*	*<10*	*<10*	*<100*	**280**	*<10*	*<50*	<10	*<10*	33	<50	*<10*	*<50*	*<10*	*<50*	**130**	<10	**2200**	*<10*	*<10*	<10	<10	*<50*	*<10*	<0.049	3430	2.7	3433
	MW-10S	12/10/2024	**83000**	**530**	**5200**	*<500*	<500	*<500*	*<500*	*<5000*	*<500*	*<500*	*<5000*	*<5000*	*<500*	*<2500*	*<500*	*<500*	**930**	*<2500*	*<500*	*<2500*	*<500*	*<2500*	**7900**	*<500*	**4600**	*<500*	*<500*	**17000**	<500	*<2500*	*1700*	<0.048	102160	19140	121300
	MW-11S	12/10/2024	<1.0	<1.0	<1.0	<1.0	<1.0	<1.0	<1.0	<10	<1.0	<1.0	<10	<10	<1.0	<5.0	<1.0	<1.0	<0.25	<5.0	<1.0	<5.0	<1.0	<5.0	**51**	<1.0	<1.0	<1.0	<1.0	<1.0	<1.0	<5.0	<1.0	<0.049	51	ND	51
	MW-12S	12/10/2024	<1.0	1.0	2.8	<1.0	<1.0	<1.0	<1.0	<10	<1.0	<1.0	<10	<10	<1.0	<5.0	<1.0	<1.0	5.1	<5.0	<1.0	<5.0	<1.0	<5.0	<1.0	<1.0	**5.1**	**6.0**	2.0	<1.0	<1.0	<5.0	<1.0	<0.051	20.37	2.0	22.37
	MW-13S	12/10/2024	**720**	**180**	**130**	<1.0	<1.0	<1.0	<1.0	<10	<1.0	<1.0	<10	<10	<1.0	<5.0	<1.0	<1.0	**110**	<5.0	<1.0	<5.0	<1.0	<5.0	**5.7**	<1.0	**8.9**	**41**	<1.0	14	2.5	<5.0	6.3	<0.054	1196	22.8	1218
	MW-24S	12/9/2024	<1.0	<1.0	<1.0	<1.0	<1.0	<1.0	<1.0	<10	<1.0	<1.0	<10	<10	<1.0	<5.0	<1.0	<1.0	<1.0	<5.0	<1.0	<5.0	<1.0	<5.0	<1.0	<1.0	<1.0	<1.0	<1.0	<1.0	<1.0	<5.0	<1.0	<0.050	1.58	ND	1.58
	MW-103	12/6/2024	<1.0	<1.0	<1.0	<1.0	<1.0	<1.0	<1.0	<10	<1.0	<1.0	<10	<10	<1.0	<5.0	<1.0	<1.0	<1.0	<5.0	<1.0	<5.0	<1.0	<5.0	<1.0	<1.0	<1.0	<1.0	<1.0	<1.0	<1.0	<5.0	<1.0	<0.048	ND	ND	ND
Deep	MW-1D	12/10/2024	<1.0	<1.0	4.2	<1.0	<1.0	<1.0	<1.0	<10	<1.0	<1.0	<10	<10	<1.0	<5.0	<1.0	<1.0	<1.0	<5.0	<1.0	<5.0	<1.0	<5.0	**94**	<1.0	<1.0	<1.0	<1.0	<1.0	<1.0	<5.0	<1.0	<0.048	99	ND	99
	MW-2DR	12/6/2024	<1.0	<1.0	<1.0	<1.0	<1.0	<1.0	<1.0	<10	<1.0	<1.0	<10	<10	<1.0	<5.0	<1.0	<1.0	<1.0	<5.0	<1.0	<5.0	<1.0	<5.0	<1.0	<1.0	<1.0	<1.0	<1.0	<1.0	<1.0	<5.0	<1.0	<0.049	ND	ND	ND
	MW-4D	12/9/2024	<1.0	<1.0	<1.0	<1.0	<1.0	<1.0	<1.0	<10	<1.0	<1.0	<10	<10	<1.0	<5.0	<1.0	<1.0	<1.0	<5.0	<1.0	<5.0	<1.0	<5.0	<1.0	<1.0	<1.0	<1.0	<1.0	<1.0	<1.0	<5.0	<1.0	<0.058	ND	ND	ND
	MW-5D	12/9/2024	<1.0	<1.0	<1.0	<1.0	<1.0	<1.0	<1.0	<10	<1.0	<1.0	<10	<10	<1.0	<5.0	<1.0	<1.0	<1.0	<5.0	<1.0	<5.0	<1.0	<5.0	<1.0	<1.0	<1.0	<1.0	<1.0	<1.0	<1.0	<5.0	<1.0	<0.050	ND	ND	ND
	MW-6D	12/9/2024	<1.0	<1.0	<1.0	<1.0	<1.0	<1.0	<1.0	<10	<1.0	<1.0	<10	<10	<1.0	<5.0	<1.0	<1.0	<1.0	<5.0	<1.0	<5.0	<1.0	<5.0	<1.0	<1.0	<1.0	<1.0	<1.0	<1.0	<1.0	<5.0	<1.0	<0.048	ND	ND	ND
	MW-7D	12/9/2024	<1.0	<1.0	<1.0	<1.0	<1.0	<1.0	<1.0	<10	<1.0	<1.0	<10	<10	<1.0	<5.0	<1.0	<1.0	<1.0	<5.0	<1.0	<5.0	<1.0	<5.0	<1.0	<1.0	<1.0	<1.0	<1.0	<1.0	<1.0	<5.0	<1.0	<0.049	0.77	ND	0.77
	MW-8DR	12/9/2024	<1.0	<1.0	<1.0	<1.0	<1.0	<1.0	<1.0	<10	<1.0	<1.0	<10	<10	<1.0	<5.0	<1.0	<1.0	<1.0	<5.0	<1.0	<5.0	<1.0	<5.0	1.8	<1.0	2.8	<1.0	<1.0	<1.0	<1.0	<5.0	<1.0	<0.049	4.6	ND	4.6
	MW-9D	12/9/2024	<1.0	<1.0	<1.0	<1.0	<1.0	<1.0	<1.0	<10	<1.0	<1.0	<10	<10	<1.0	<5.0	<1.0	<1.0	<1.0	<5.0	<1.0	<5.0	<1.0	<5.0	<1.0	<1.0	<1.0	<1.0	<1.0	<1.0	<1.0	<5.0	<1.0	<0.047	1.11	ND	1.11
	MW-10D	12/9/2024	<1.0	<1.0	2.5	<1.0	<1.0	<1.0	<1.0	<10	<1.0	<1.0	<10	<10	<1.0	<5.0	<1.0	<1.0	<1.0	<5.0	<1.0	<5.0	<1.0	<5.0	**11**	<1.0	<1.0	<1.0	<1.0	<1.0	<1.0	<5.0	<1.0	<0.049	13.5	ND	13.5
	MW-11D	12/10/2024	<1.0	<1.0	<1.0	<1.0	<1.0	<1.0	<1.0	<10	<1.0	<1.0	<10	<10	<1.0	<5.0	<1.0	<1.0	<1.0	<5.0	<1.0	<5.0	<1.0	<5.0	**150**	<1.0	<1.0	<1.0	<1.0	<1.0	<1.0	<5.0	<1.0	<0.053	150	ND	150
	MW-12D	12/9/2024	<1.0	<1.0	<1.0	<1.0	<1.0	<1.0	<1.0	<10	<1.0	<1.0	<10	<10	<1.0	<5.0	<1.0	<1.0	<1.0	<5.0	<1.0	<5.0	<1.0	<5.0	<1.0	<1.0	<1.0	<1.0	<1.0	<1.0	<1.0	<5.0	<1.0	<0.048	ND	ND	ND
	MW-13D	12/10/2024	**1200**	**7.3**	**590**	*<5.0*	<5.0	<5.0	*<5.0*	*<50*	*<5.0*	*<5.0*	*<50*	**200**	<5.0	*<25*	<5.0	*<5.0*	<5.0	*<25*	*<5.0*	**23 J**	*<5.0*	*<25*	**210**	<5.0	**120**	*<5.0*	<5.0	140	2.2 J	*<25*	8.9	<0.049	2350	151	2501
	Dup 3 (MW-13D)	12/10/2024	**1100**	**4.3**	**580**	<1.0	<1.0	<1.0	<1.0	<10	<1.0	<1.0	<10	<10	<1.0	<5.0	<1.0	<1.0	1.4	<5.0	<1.0	<5.0	<1.0	<5.0	**200**	<1.0	**110**	<1.0	<1.0	130	2.0	<5.0	8.2	NA	1997	140.6	2138
	MW-13D3	12/9/2024	<1.0	<1.0	<1.0	<1.0	<1.0	<1.0	<1.0	<10	<1.0	<1.0	<10	<10	<1.0	<5.0	<1.0	<1.0	<1.0	<5.0	<1.0	<5.0	<1.0	<5.0	<1.0	<1.0	<1.0	<1.0	<1.0	<1.0	<1.0	<5.0	<1.0	<0.047	0.34	ND	0.34
	MW-13DD	12/10/2024	<5.0	**20**	**2700**	*<5.0*	<5.0	**5.2**	*<5.0*	*<50*	*<5.0*	*<5.0*	*<50*	**200**	<5.0	*<25*	<5.0	*<5.0*	30	*<25*	*<5.0*	**55**	*<5.0*	*<25*	**950**	<5.0	**880**	*<5.0*	5.0	<5.0	<5.0	*<25*	*<5.0*	<0.047	4843	7.1	4850
	MW-24D	12/6/2024	<1.0	<1.0	<1.0	<1.0	<1.0	<1.0	<1.0	<10	<1.0	<1.0	<10	<10	<1.0	<5.0	<1.0	<1.0	<1.0	<5.0	<1.0	<5.0	<1.0	<5.0	<1.0	<1.0	<1.0	<1.0	<1.0	<1.0	<1.0	<5.0	<1.0	<0.049	ND	ND	ND

TABLE 2. SUMMARY OF CONSTITUENTS OF CONCERN AND OTHER DETECTED CONSTITUENTS IN GROUNDWATER - FOURTH QUARTER 2023
2023 ANNUAL GROUNDWATER MONITORING REPORT
PERMA-FIX OF SOUTH GEORGIA, INC. VALDOSTA, GEORGIA

Parameter			Chlorinated and Non-Chlorinated VOCs (µg/L)																										Aromatic/Hydrocarbon VOCs (µg/l)					Method 8081B			
			1,1,1-Trichloroethane	1,1-Dichloroethane	1,1-Dichloroethene	1,2,4-Trimethylbenzene	1,2-Dichlorobenzene	1,2-Dichloroethane	1,3,5-Trimethylbenzene	2-Butanone	2-Chlorotoluene	4-Isopropyltoluene (p-Isopropyltoluene)	4-Methyl-2-Pentanone	Acetone	Carbon Tetrachloride	Chloroethane	Chloroform	Chloromethane	Cis-1,2-Dichloroethene	Hexachlorobutadiene	Isopropylbenzene	Methylene Chloride	N-Propylbenzene	Naphthalene	Tetrachloroethene (PCE)	Trans-1,2-Dichloroethene	Trichloroethene (TCE)	Vinyl Chloride	Benzene	Toluene	Ethylbenzene	Methyl Tert-Butyl Ether	Xylenes, Total	Heptachlor	Total Chlorinated and Non-Aromatic VOCs (µg/l)	Total Aromatic/Hydrocarbon VOCs (µg/l)	TOTAL VOCs (µg/l)
Groundwater Protection Standard	Well ID	Sample Date	200 [a]	1 [b]	7 [a]	1 [b]	600 [a]	5 [a]	1 [b]	10 [b]	1 [b]	1 [b]	10 [b]	10 [b]	5 [a]	5 [b]	80 [a]	1 [b]	70 [a]	50 [a]	1 [b]	5 [a]	1 [b]	5 [b]	5 [a]	100 [a]	5 [a]	2 [a]	5 [a]	1000 [a]	700 [a]	5 [b]	10,000 [a]	0.4 [a]	—	—	—
1% Solubility			12,900	50,400	24,200	570	1,560	86,000	482	2,200,000	3,740	234	190,000	10,000,000	7,930	67,100	79,500	530	64,100	32	613	130,000	522	310	2,060	45,200	12,800	88,000	17,900	5,260	1,690	510,000	1,060	1.8	--	--	--
10% Solubility			129,000	504,000	242,000	5,700	15,600	860,000	4,820	22,000,000	37,400	2,340	1,900,000	100,000,000	79,300	671,000	795,000	5,300	641,000	320	6,130	1,300,000	5,220	3,100	20,600	452,000	128,000	880,000	179,000	52,600	16,900	5,100,000	10,600	18	--	--	--
Off-Site Wells	MW-14S	12/6/2024	2.2	**22**	4.7	<1.0	<1.0	1.2	<1.0	<10	<1.0	<1.0	<10	<10	<1.0	<5.0	<1.0	<1.0	13	<5.0	<1.0	<5.0	<1.0	<5.0	<1.0	<1.0	3.1	**43**	**6.3**	<1.0	<1.0	<5.0	1.7	<0.049	90.03	8.2	98.2
Shallow	MW-16	12/5/2024	<1.0	<1.0	<1.0	<1.0	<1.0	<1.0	<1.0	<10	<1.0	<1.0	<10	<10	<1.0	<5.0	<1.0	<1.0	<1.0	<5.0	<1.0	<5.0	<1.0	<5.0	2.8	<1.0	<1.0	<1.0	<1.0	<1.0	<1.0	<5.0	<1.0	<0.049	2.8	ND	2.8
	MW-18	12/4/2024	<1.0	<1.0	<1.0	<1.0	<1.0	<1.0	<1.0	<10	<1.0	<1.0	<10	<10	<1.0	<5.0	<1.0	<1.0	<1.0	<5.0	<1.0	<5.0	<1.0	<5.0	<1.0	<1.0	<1.0	<1.0	<1.0	<1.0	<1.0	<5.0	<1.0	<0.048	ND	ND	ND
	MW-19R	12/4/2024	<1.0	<1.0	<1.0	<1.0	<1.0	<1.0	<1.0	<10	<1.0	<1.0	<10	<10	<1.0	<5.0	<1.0	<1.0	<1.0	<5.0	<1.0	<5.0	<1.0	<5.0	<1.0	<1.0	<1.0	<1.0	<1.0	<1.0	<1.0	<5.0	<1.0	<0.049	ND	ND	ND
	MW-26	12/4/2024	<1.0	<1.0	<1.0	<1.0	<1.0	<1.0	<1.0	<10	<1.0	<1.0	<10	<10	<1.0	<5.0	<1.0	<1.0	<1.0	<5.0	<1.0	<5.0	<1.0	<5.0	<1.0	<1.0	<1.0	<1.0	<1.0	<1.0	<1.0	<5.0	<1.0	<0.048	ND	ND	ND
	MW-27	12/4/2024	<1.0	<1.0	<1.0	<1.0	<1.0	<1.0	<1.0	<10	<1.0	<1.0	<10	<10	<1.0	<5.0	<1.0	<1.0	<1.0	<5.0	<1.0	<5.0	<1.0	<5.0	<1.0	<1.0	<1.0	<1.0	<1.0	<1.0	<1.0	<5.0	<1.0	<0.047	ND	ND	ND
	MW-28	12/4/2024	<1.0	<1.0	<1.0	<1.0	<1.0	<1.0	<1.0	<10	<1.0	<1.0	<10	<10	<1.0	<5.0	<1.0	<1.0	<1.0	<5.0	<1.0	<5.0	<1.0	<5.0	<1.0	<1.0	<1.0	<1.0	<1.0	<1.0	<1.0	<5.0	<1.0	<0.051	ND	ND	ND
Deep	MW-14D	12/6/2024	<1.0	<1.0	<1.0	<1.0	<1.0	<1.0	<1.0	<10	<1.0	<1.0	<10	<10	<1.0	<5.0	<1.0	<1.0	<1.0	<5.0	<1.0	<5.0	<1.0	<5.0	2.2	<1.0	<1.0	<1.0	<1.0	<1.0	<1.0	<5.0	<1.0	<0.048	2.2	ND	2.2
	MW-15	12/5/2024	<1.0	<1.0	<1.0	<1.0	<1.0	<1.0	<1.0	<10	<1.0	<1.0	<10	<10	<1.0	<5.0	<1.0	<1.0	<1.0	<5.0	<1.0	<5.0	<1.0	<5.0	<1.0	<1.0	<1.0	<1.0	<1.0	<1.0	<1.0	<5.0	<1.0	<0.049	ND	ND	ND
	MW-17	12/6/2024	<1.0	<1.0	2.7	<1.0	<1.0	<1.0	<1.0	<10	<1.0	<1.0	<10	<10	<1.0	<5.0	<1.0	<1.0	<1.0	<5.0	<1.0	<5.0	<1.0	<5.0	1.5	<1.0	1.3	<1.0	<1.0	<1.0	<1.0	<5.0	<1.0	<0.047	5.5	ND	5.5
	MW-20	12/4/2024	Cannot reach well due to post Hurricane Helene tree and brush debris obstructing area access																																		
	MW-21	12/4/2024	Cannot reach well due to post Hurricane Helene tree and brush debris obstructing area access																																		
	MW-22	12/4/2024	Cannot reach well due to post Hurricane Helene tree and brush debris obstructing area access																																		
	MW-23	12/5/2024	Obstruction in well at depth 35 ft prevented well sampling due to insufficient water column.																																		
	MW-29	12/4/2024	<1.0	<1.0	<1.0	<1.0	<1.0	<1.0	<1.0	<10	<1.0	<1.0	<10	<10	<1.0	<5.0	<1.0	<1.0	<1.0	<5.0	<1.0	<5.0	<1.0	<5.0	1.5	<1.0	<1.0	<1.0	<1.0	<1.0	<1.0	<5.0	<1.0	<0.048	2.08	ND	2.08

Notes:
VOC - Volatile Organic Compound
COC - Constituent of Concern
µg/L=microgram per liter
ND = non-detect
NA = not analyzed
— Indicates the parameter does not have an MCL or RSL.
J = The reported value is between the laboratory method detection limit (MDL) and the laboratory method reporting limit (MRL), adjusted for actual sample preparation data and moisture content, where applicable.
E = Indicates value exceeds calibration range
[a]: Groundwater Protection Standard (GWPS): Groundwater Maximum Contaminant Level (MCL) as established in the Georgia Hazardous Waste Facility Permit No. HW-020(D)
[b]: Background Well MW-3 most recent reporting limit. There were no detections in the historical background and any detection will be considered above background.
Solubilities from Table 2-2 of EPA 542-R-04-010 (March 2004), EPA Chemical Summary Sheet (1994-EPA-749-022a), EPA Online Tools for Site Assessment Calculator, Fetter (1994) and ChemIDplus (2006)
Bolded values indicate results above the GWPS for a COC
Yellow shading indicates exceedances of the 1% solubility concentration
Italic value indicates the reporting limit exceeds the lowest standard shown.
< = Value was not detected at the reporting limit shown.

TABLE 3. VERTICAL HYDRAULIC GRADIENTS
2024 ANNUAL GROUNDWATER MONITORING REPORT
PERMA-FIX OF SOUTH GEORGIA, INC., VALDOSTA, GEORGIA

Well Pair	Shallow Well		Deep Well		Vertical Gradients (i_v) (ft/ft)				December 2024 (4th Q)			
On-Site Wells	TOS[1]	BOS[1]	TOS[2]	BOS[2]	DL (ft)	Apr 2023 (2nd Q)	Nov 2023 (4nd Q)	Apr 2024 (2nd Q)	GWE-S (ft MSL)	GWE-D (ft MSL)	DH (ft)	i_v (ft/ft)
MW-1S/D	10	25	37	47	24.5	-0.104	-0.002	-0.003	175.48	175.42	-0.06	-0.002
MW-2S/DR	10	25	37	47	24.5	-0.050	0.000	0.003	175.66	175.73	0.07	0.003
MW-4S/D	10	25	37	47	24.5	0.017	-0.005	-0.011	175.59	175.41	-0.18	-0.007
MW-5S/D	10	25	31	41	18.5	-0.118	0.016	-0.005	175.00	175.30	0.30	0.016
MW-6S/D	10	25	31	41	18.5	-0.151	-0.002	-0.010	176.04	175.93	-0.11	-0.006
MW-7S/D	10	25	31	41	18.5	0.086	0.022	0.012	175.41	175.86	0.45	0.024
MW-8S/DR	10	25	31	41	18.5	-0.125	0.015	0.014	175.98	176.27	0.29	0.016
MW-9S/D	10	25	31	41	18.5	0.055	-0.005	-0.004	176.43	176.43	0.00	0.000
MW-10S/D	10	25	31	41	18.5	0.041	0.000	-0.001	176.00	175.85	-0.15	-0.008
MW-11S/D	10	25	31	41	18.5	-0.127	0.002	0.003	176.63	176.71	0.08	0.004
MW-12S/D	10	25	31	41	18.5	-0.126	-0.005	-0.019	175.69	175.41	-0.28	-0.015
MW-13S/D	10	25	31	41	18.5	0.026	-0.014	-0.012	175.85	176.09	0.24	0.013
MW-24S/D	10	25	35	40	20.0	-0.194	-0.016	-0.018	176.47	176.03	-0.44	-0.022
Off-Site Wells												
MW-14S/D	10	25	31	41	18.5	-0.132	-0.137	-0.113	170.93	168.97	-1.96	-0.106
AVERAGE						-0.064	-0.009	-0.012				-0.006

Notes:

S=Shallow Well

D=Deep Well

TOS = Top of screen

BOS = Bottom of screen

GWE = Groundwater elevation

DL = Difference in average screen length

DH = Difference in groundwater elevations

iv = Calculated vertical gradient

NA = Elevation data not available

NC = Not calculated

[1] Where data is not known, data from wells in the same unit was assumed.

Negative iv indicates a vertical gradient downward whereas a positive iv indicates a vertical gradient upward.

TABLE 4. SUMMARY OF APPENDIX IX ANALYTES DETECTED IN GROUNDWATER - (UG/L)
2024 ANNUAL GROUNDWATER MONITORING REPORT
PERMA-FIX OF SOUTH GEORGIA, INC., VALDOSTA, GEORGIA

	Volatile Organics (SW846 8260D)														Metals (SW846 6020B)	
Parameter	1,1-Dichloroethane	1,1-Dichloroethene	1,2 Dichloroethane	1,2,4-Trimethylbenzene	1,,1,1-Trichloroethane	Chloroform	Tetrachloroethene	Trichloroethene	cis-1,2-Dichloroethene	Vinyl Chloride	Benzene	Toluene	Ethylbenzene	Total Xylenes	Barium	Selenium
GWPS	1 [b]	7 [a]	5 [a]	1 [b]	200 [a]	80 [a]	5 [a]	5 [a]	70 [a]	2 [a]	5 [a]	1000 [a]	700 [a]	10,000 [a]	2000 [a]	50 [a]
MW-1S	**44**	**92**	1.5	0.63 J	**330**	2.4	**120**	**120**	**180**	**80**	0.51 J	2.1	6.8	12	15	1.6 J

Notes:

µg/L = microgram per liter

J = The reported value is between the laboratory method detection limit and practical quantitation limit

[a]: Groundwater Protection Standard (GWPS): Groundwater Maximum Contaminant Level (MCL) as established in the Georgia Hazardous Waste Facility Permit No. HW-020(D)

[b]: Background Well MW-3 most recent reporting limit. There were no detections in the historical background and any detection will be considered above background.

(MDL) and the laboratory method reporting limit (MRL), adjusted for actual sample preparation data and moisture content, where applicable.

FIGURES

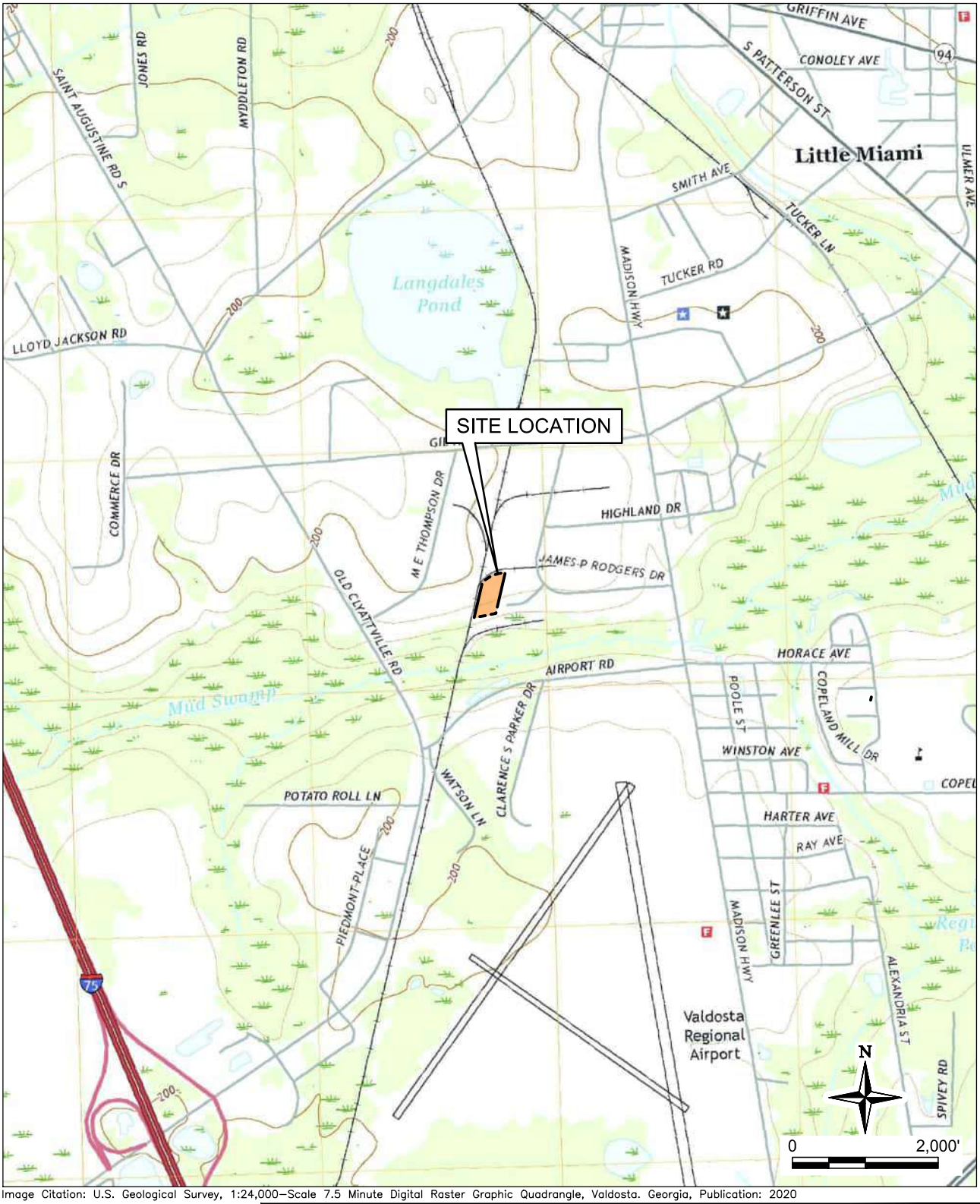

Image Citation: U.S. Geological Survey, 1:24,000–Scale 7.5 Minute Digital Raster Graphic Quadrangle, Valdosta. Georgia, Publication: 2020



QUADRANGLE LOCATION

GeoSouth
Environmental Solutions
11250 Old St Augustine Rd
Ste 15 PMP 333
Jacksonville, FL 32257
904.328.0585

Scale: 1"=2000' | 1/13/2025

FIGURE 1

SITE LOCATION MAP

PERMA-FIX OF SOUTH GEORGIA, INC.
1612 JAMES P. RODGERS CIRCLE
VALDOSTA, GEORGIA 30601

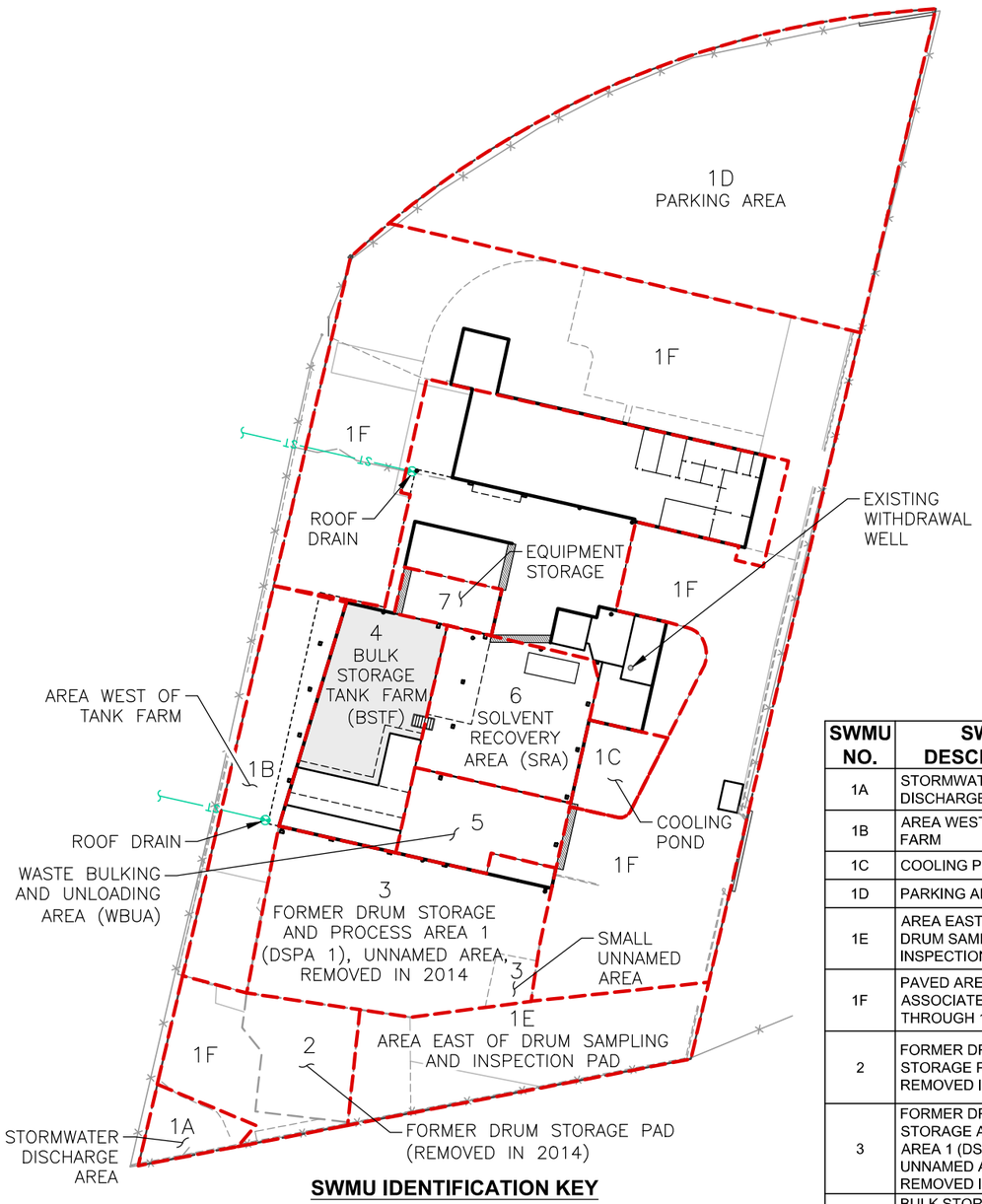

SWMU IDENTIFICATION KEY

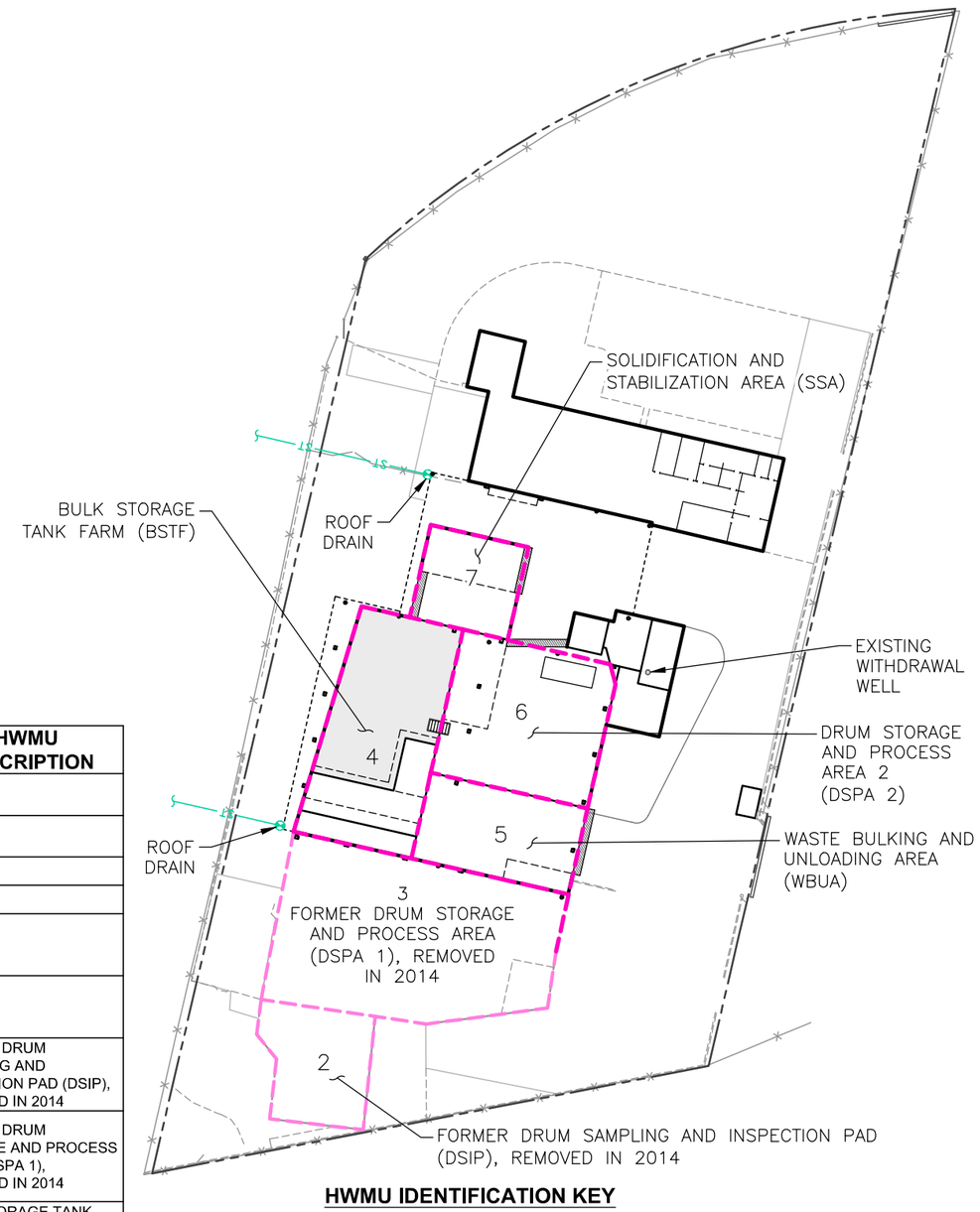

HWMU IDENTIFICATION KEY

SWMU NO.	SWMU DESCRIPTION	HWMU NO.	HWMU DESCRIPTION
1A	STORMWATER DISCHARGE AREA		NA
1B	AREA WEST OF TANK FARM		NA
1C	COOLING POND		NA
1D	PARKING AREA		NA
1E	AREA EAST OF FORMER DRUM SAMPLING AND INSPECTION PAD		NA
1F	PAVED AREAS NOT ASSOCIATED WITH 1A THROUGH 1E		NA
2	FORMER DRUM STORAGE PAD, REMOVED IN 2014	2	FORMER DRUM SAMPLING AND INSPECTION PAD (DSIP), REMOVED IN 2014
3	FORMER DRUM STORAGE AND PROCESS AREA 1 (DSPA 1) AND UNNAMED AREA, REMOVED IN 2014	3	FORMER DRUM STORAGE AND PROCESS AREA (DSPA 1), REMOVED IN 2014
4	BULK STORAGE TANK FARM (BSTF)	4	BULK STORAGE TANK FARM (BSTF)
5	WASTE BULKING AND UNLOADING AREA (WBUA)	5	WASTE BULKING AND UNLOADING AREA (WBUA)
6	SOLVENT RECOVERY AREA (SRA)	6	DRUM STORAGE AND PROCESS AREA 2 (DSPA 2)
7	EQUIPMENT STORAGE AND DECON AREA	7	SOLIDIFICATION AND STABILIZATION AREA (SSA)

EXPLANATION

SOLID WASTE MANAGEMENT UNIT (SWMU)

HAZARDOUS WASTE MANAGEMENT UNIT (HWMU)

HWMU REMOVED IN 2014

N

0 80'

GeoSouth Environmental Solutions
11250 Old St Augustine Rd
Ste 15 PMP 333
Jacksonville, FL 32257
904.328.0585

FIGURE 2

SWMU/HWMU IDENTIFICATION KEY

PERMA-FIX OF SOUTH GEORGIA, INC.
1612 JAMES P. RODGERS CIRCLE
VALDOSTA, GEORGIA 30601

Scale: 1"=80' | 1/13/2025

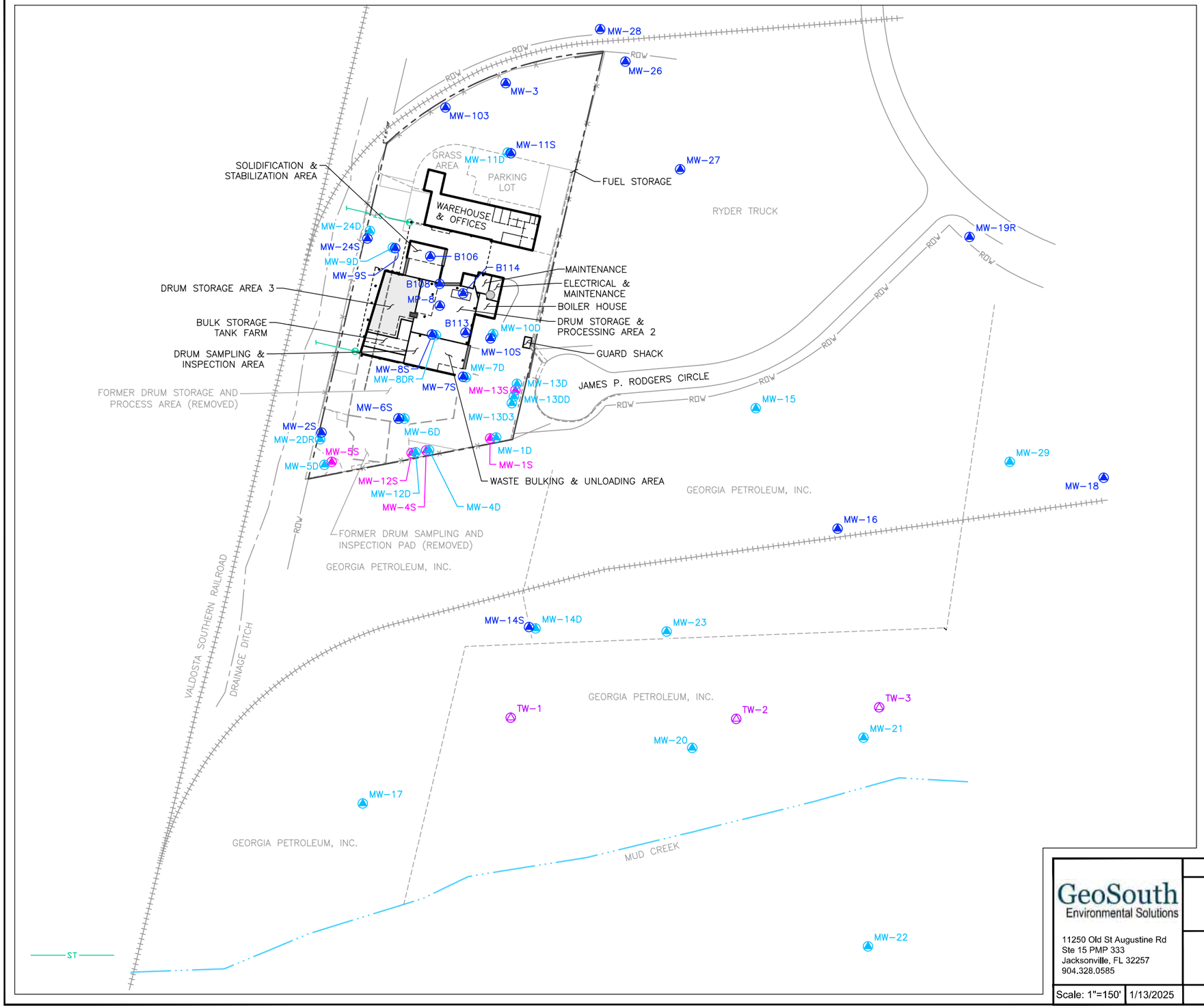

EXPLANATION

- MW-27 — SHALLOW MONITORING WELL AND DESIGNATION
- MW-13D — DEEP MONITORING WELL AND DESIGNATION
- MW-13S — POC MONITORING WELL AND DESIGNATION
- TW-3 — SHALLOW MONITORING WELL (MILL CREEK ENVIRONMENTAL SERVICES, DECEMBER 2000)
- WITHDRAWAL WELL
- ROOF DRAIN
- ST — DRAINAGE LINE
- PROPERTY BOUNDARY
- FENCE
- ROW — RIGHT-OF-WAY
- BUILDING OUTER WALL
- DRAINAGE DITCH
- MUD CREEK
- ROOF LINE
- ROAD/CURB & GUTTER EDGE
- EXISTING STRUCTURE (REMOVED)
- OTHER EXISTING FEATURE
- VALDOSTA SOUTHERN RAILROAD

N

0 150'

GeoSouth Environmental Solutions

11250 Old St Augustine Rd
Ste 15 PMP 333
Jacksonville, FL 32257
904.328.0585

Scale: 1"=150' | 1/13/2025

FIGURE 3

SITE LAYOUT AND MONITORING WELL LOCATIONS

PERMA-FIX OF SOUTH GEORGIA, INC.
1612 JAMES P. RODGERS CIRCLE
VALDOSTA, GEORGIA 30601

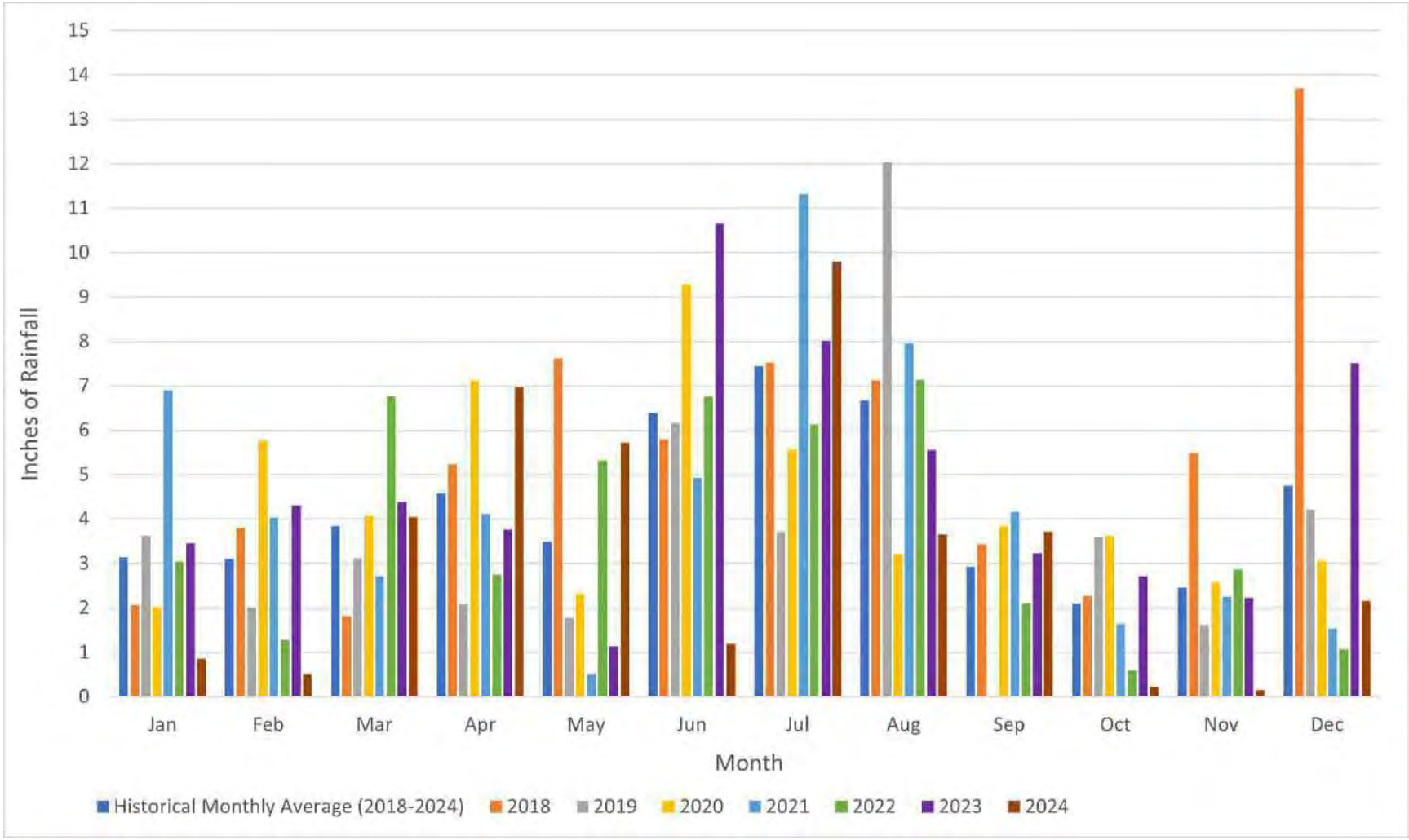

FIGURE 4

TOTAL MONTHLY RAINFALL
2018 - 2024

PERMA-FIX OF SOUTH GEORGIA, INC.
1612 JAMES P. RODGERS CIRCLE
VALDOSTA, GEORGIA 30601

GeoSouth
Environmental Solutions

11250 Old St Augustine Rd
Ste 15 PMB 333
Jacksonville, FL 32257
904.328.0585

1/13/2025

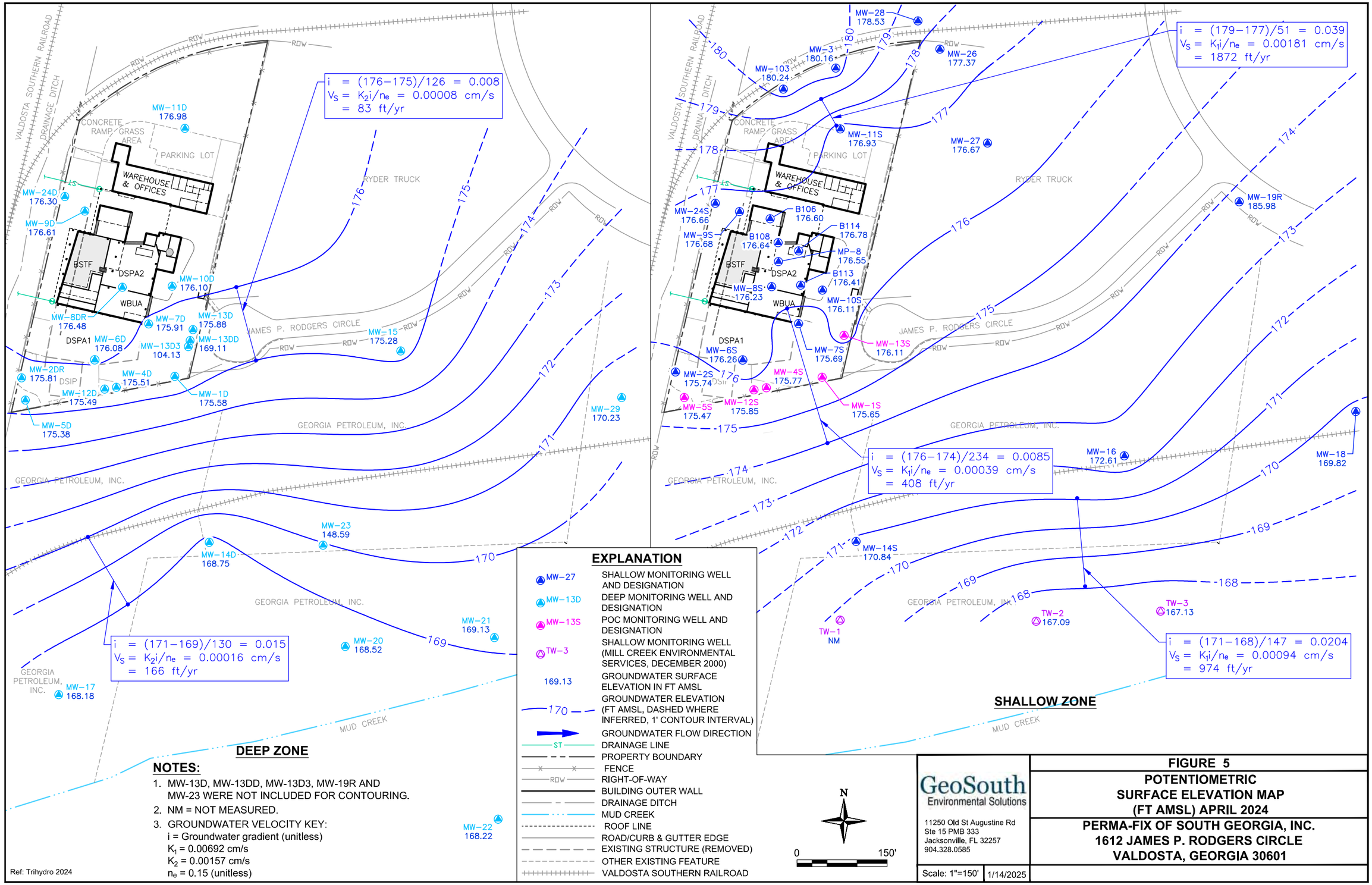

NOTES:

1. MW-13D, MW-13DD, MW-13D3, MW-19R AND MW-23 WERE NOT INCLUDED FOR CONTOURING.
2. NM = NOT MEASURED.
3. GROUNDWATER VELOCITY KEY:
   i = Groundwater gradient (unitless)
   K_1 = 0.00692 cm/s
   K_2 = 0.00157 cm/s
   n_e = 0.15 (unitless)

Ref: Trihydro 2024

GeoSouth Environmental Solutions
11250 Old St Augustine Rd
Ste 15 PMB 333
Jacksonville, FL 32257
904.328.0585

Scale: 1"=150' | 1/14/2025

FIGURE 5

POTENTIOMETRIC SURFACE ELEVATION MAP (FT AMSL) APRIL 2024

PERMA-FIX OF SOUTH GEORGIA, INC.
1612 JAMES P. RODGERS CIRCLE
VALDOSTA, GEORGIA 30601

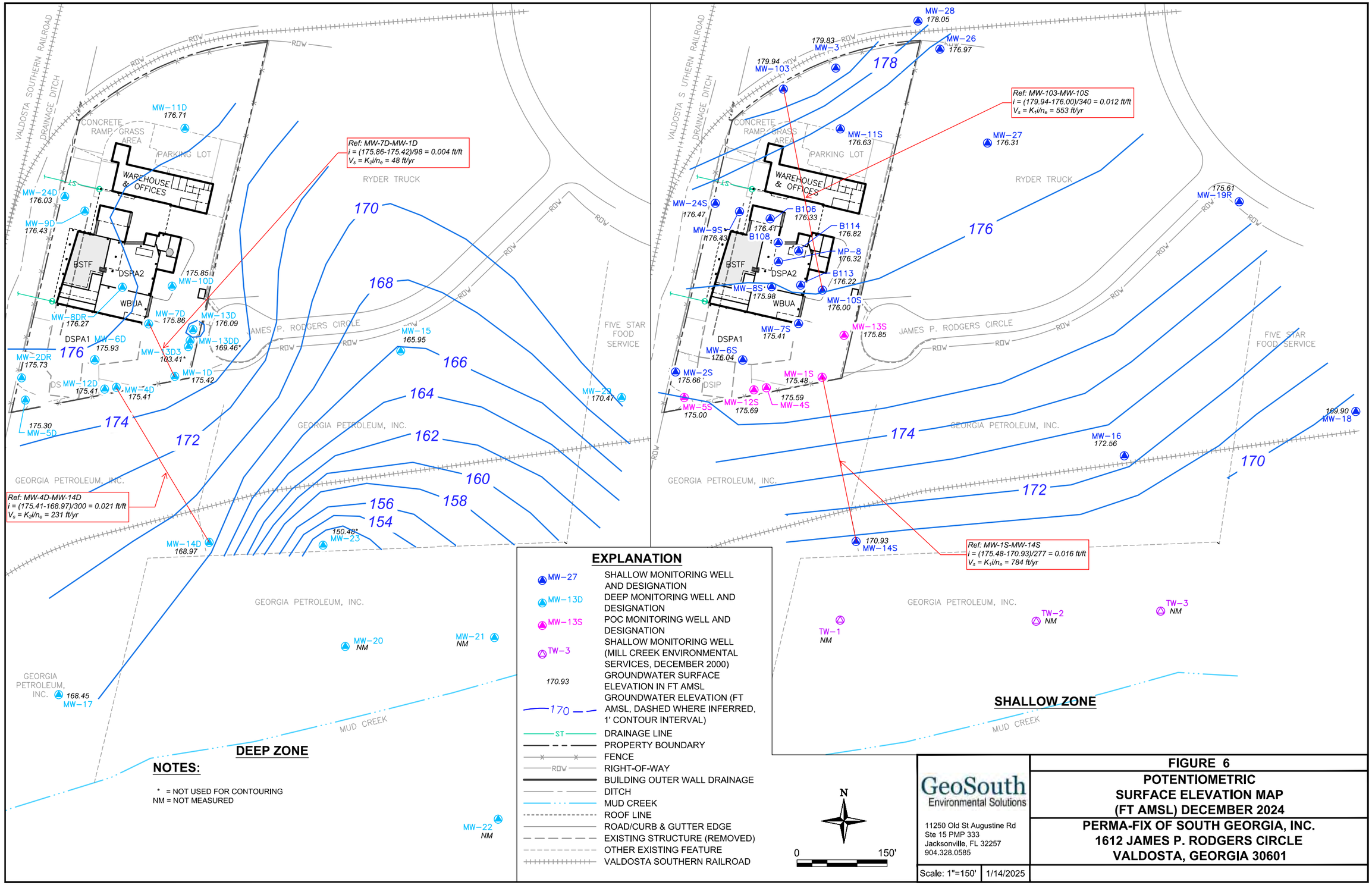

GeoSouth Environmental Solutions
11250 Old St Augustine Rd
Ste 15 PMP 333
Jacksonville, FL 32257
904.328.0585

Scale: 1"=150' | 1/14/2025

FIGURE 6
POTENTIOMETRIC SURFACE ELEVATION MAP (FT AMSL) DECEMBER 2024
PERMA-FIX OF SOUTH GEORGIA, INC.
1612 JAMES P. RODGERS CIRCLE VALDOSTA, GEORGIA 30601

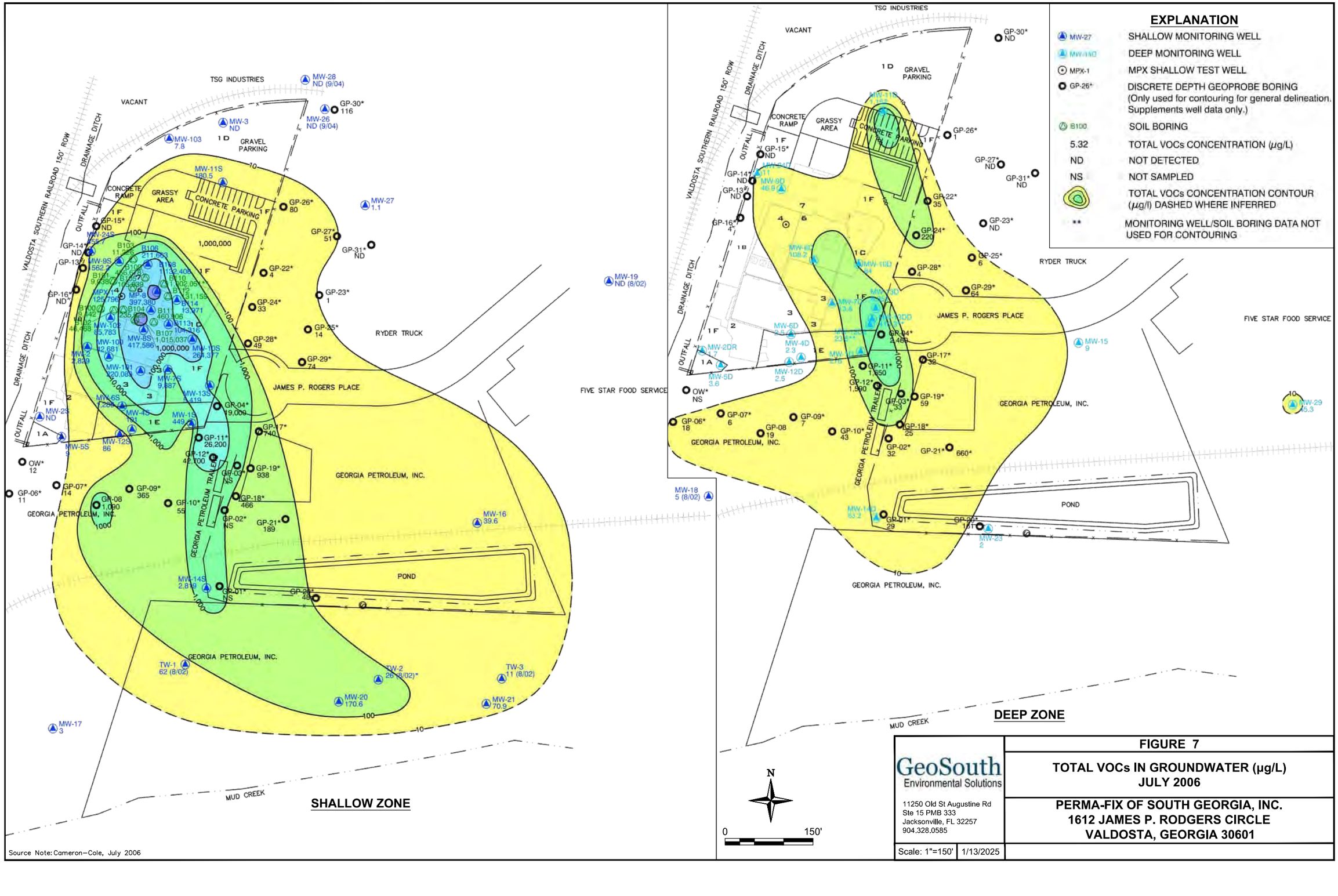
EXPLANATION
MW-27 SHALLOW MONITORING WELL
MW-11D DEEP MONITORING WELL
MPX-1 MPX SHALLOW TEST WELL
GP-26* DISCRETE DEPTH GEOPROBE BORING (Only used for contouring for general delineation. Supplements well data only.)
B100 SOIL BORING
5.32 TOTAL VOCs CONCENTRATION (µg/L)
ND NOT DETECTED
NS NOT SAMPLED
TOTAL VOCs CONCENTRATION CONTOUR (µg/l) DASHED WHERE INFERRED
** MONITORING WELL/SOIL BORING DATA NOT USED FOR CONTOURING
TSG INDUSTRIES
VACANT
GRAVEL PARKING
CONCRETE RAMP
GRASSY AREA
CONCRETE PARKING
VALDOSTA SOUTHERN RAILROAD 150' ROW
DRAINAGE DITCH
OUTFALL
RYDER TRUCK
FIVE STAR FOOD SERVICE
JAMES P. ROGERS PLACE
GEORGIA PETROLEUM, INC.
GEORGIA PETROLEUM TRAILER
POND
MUD CREEK
SHALLOW ZONE
DEEP ZONE
N
0
150'
Source Note: Cameron–Cole, July 2006
GeoSouth Environmental Solutions
11250 Old St Augustine Rd
Ste 15 PMB 333
Jacksonville, FL 32257
904.328.0585
Scale: 1"=150'
1/13/2025
FIGURE 7
TOTAL VOCs IN GROUNDWATER (µg/L)
JULY 2006
PERMA-FIX OF SOUTH GEORGIA, INC.
1612 JAMES P. RODGERS CIRCLE
VALDOSTA, GEORGIA 30601

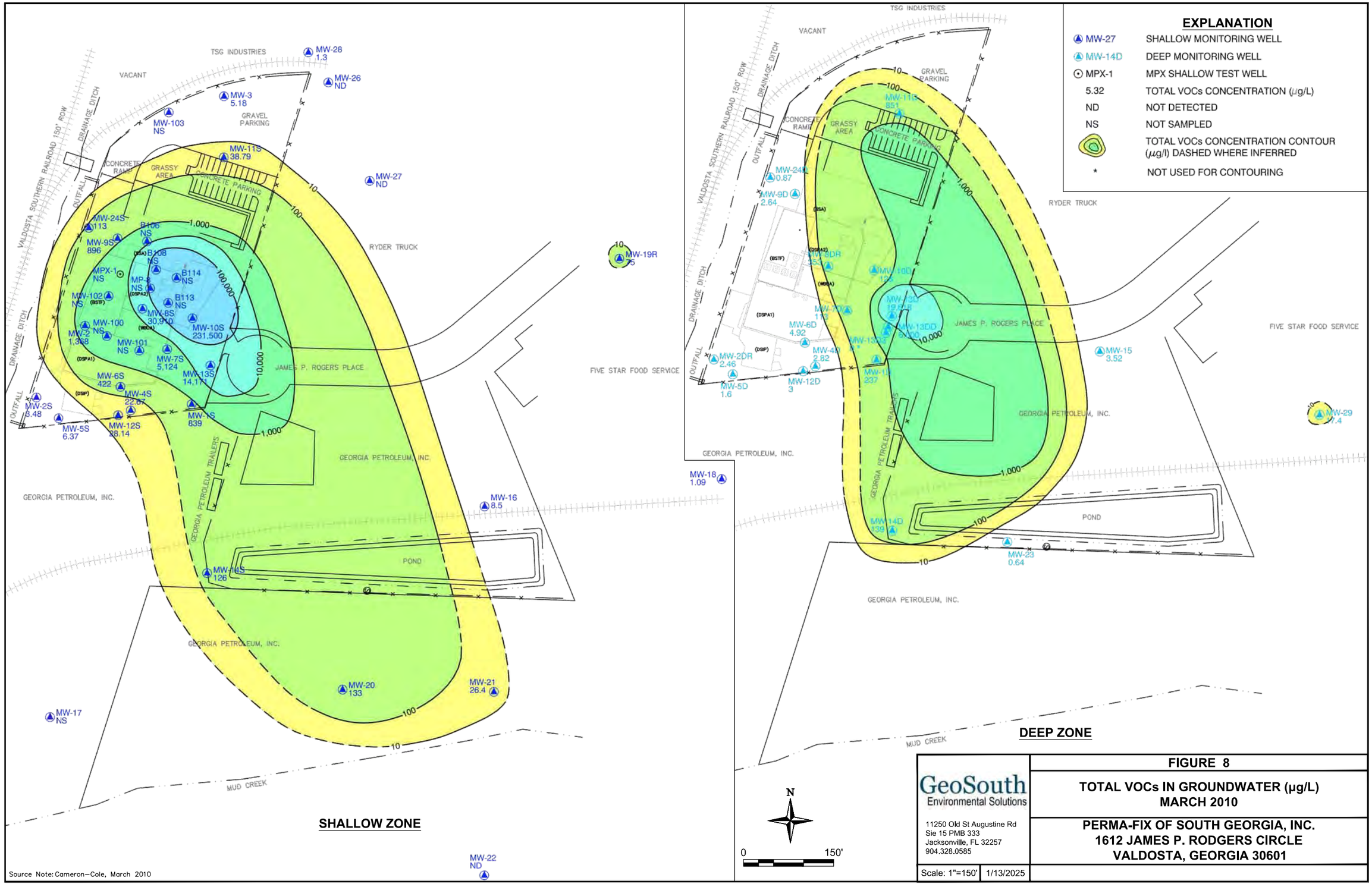

Source Note: Cameron–Cole, March 2010

GeoSouth Environmental Solutions
11250 Old St Augustine Rd
Sie 15 PMB 333
Jacksonville, FL 32257
904.328.0585

FIGURE 8

TOTAL VOCs IN GROUNDWATER (µg/L)
MARCH 2010

PERMA-FIX OF SOUTH GEORGIA, INC.
1612 JAMES P. RODGERS CIRCLE
VALDOSTA, GEORGIA 30601

Scale: 1"=150' | 1/13/2025

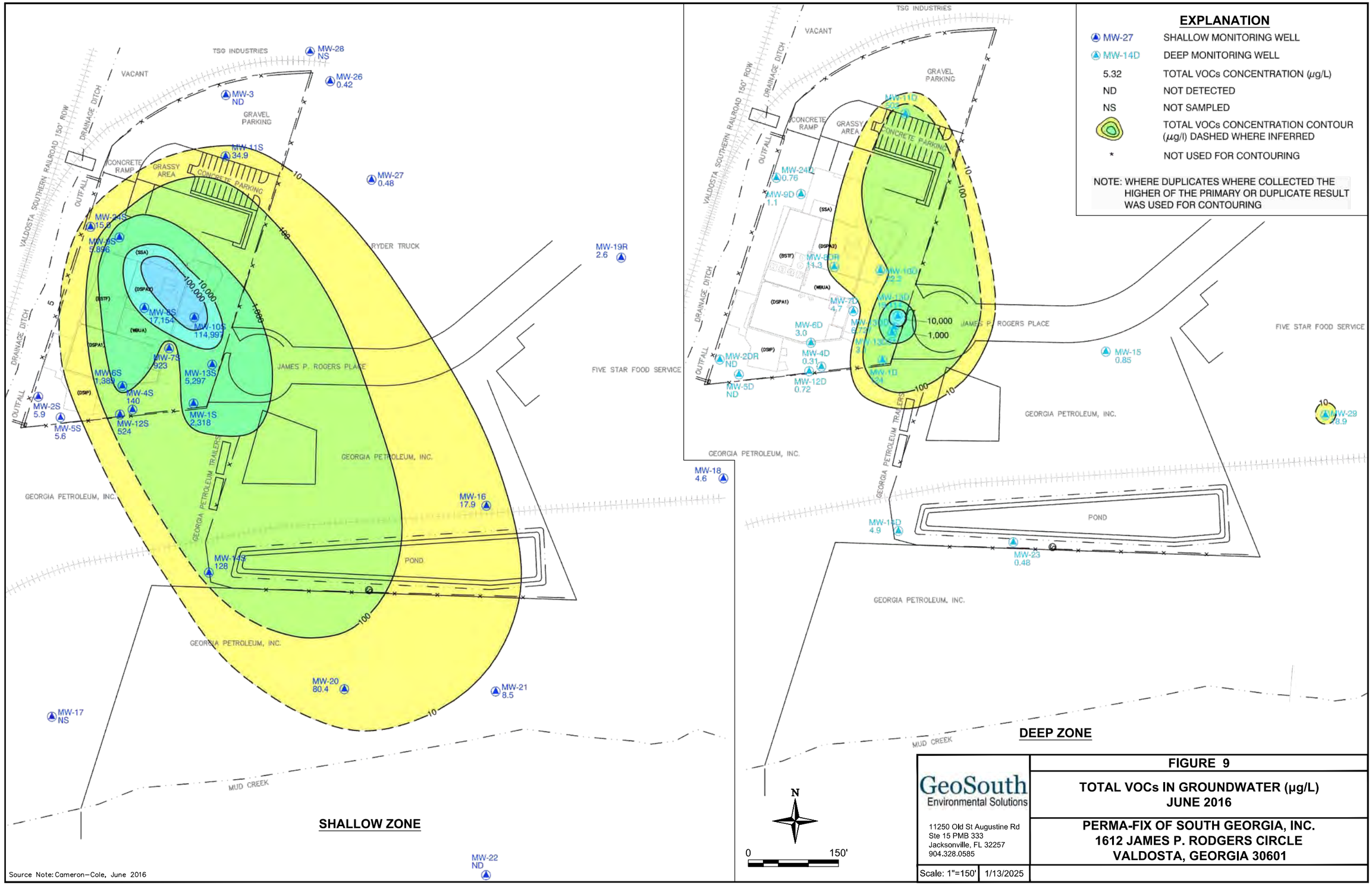

GeoSouth Environmental Solutions
11250 Old St Augustine Rd
Ste 15 PMB 333
Jacksonville, FL 32257
904.328.0585

Scale: 1"=150' | 1/13/2025

FIGURE 9

TOTAL VOCs IN GROUNDWATER (µg/L)
JUNE 2016

PERMA-FIX OF SOUTH GEORGIA, INC.
1612 JAMES P. RODGERS CIRCLE
VALDOSTA, GEORGIA 30601

EXPLANATION

MW-27	SHALLOW MONITORING WELL
MW-14D	DEEP MONITORING WELL
5.32	TOTAL VOCs CONCENTRATION (µg/L)
ND	NOT DETECTED
NS	NOT SAMPLED
*	NOT USED FOR CONTOURING
	TOTAL VOCs CONCENTRATION CONTOUR (µg/l) DASHED WHERE INFERRED

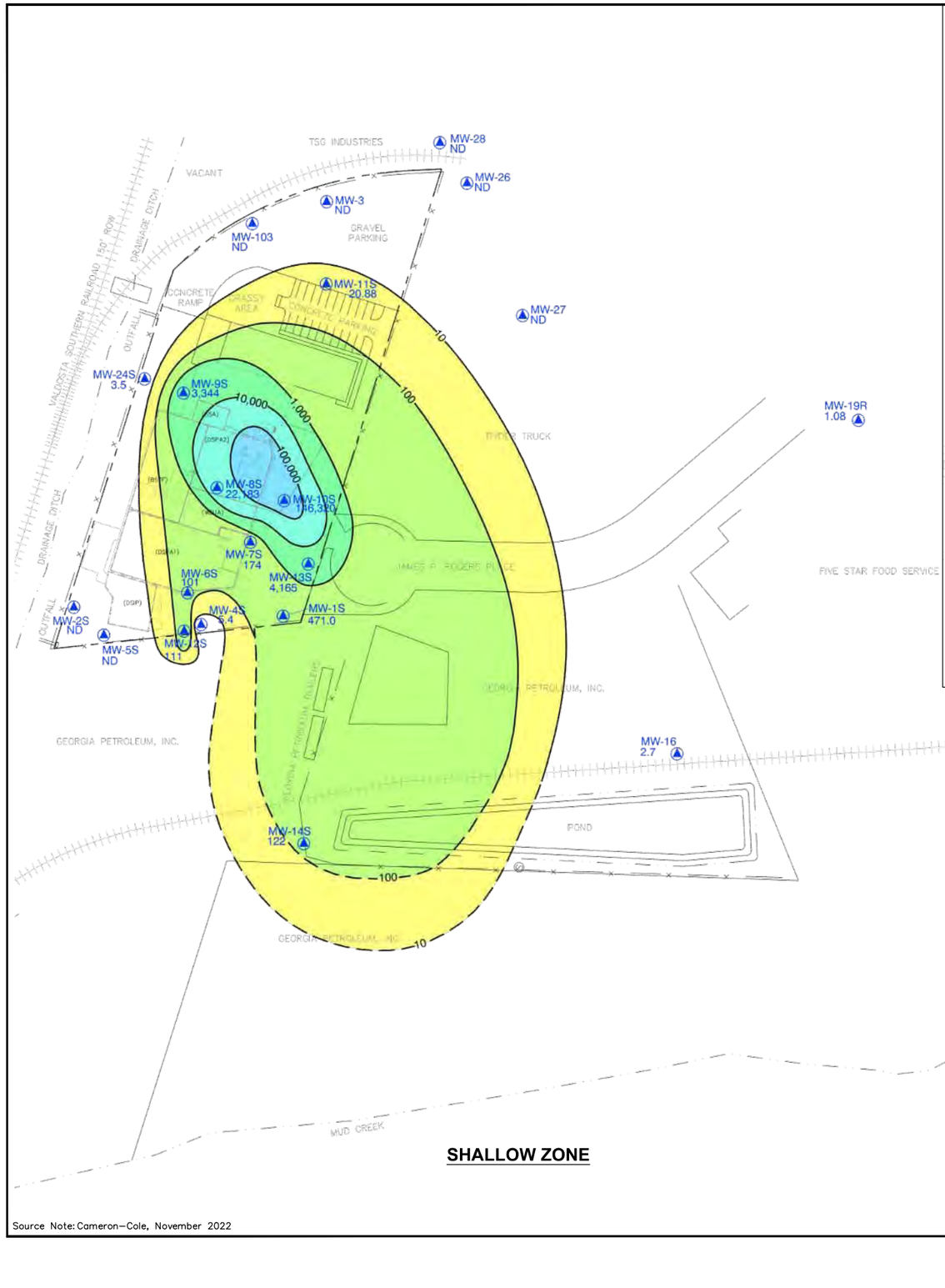

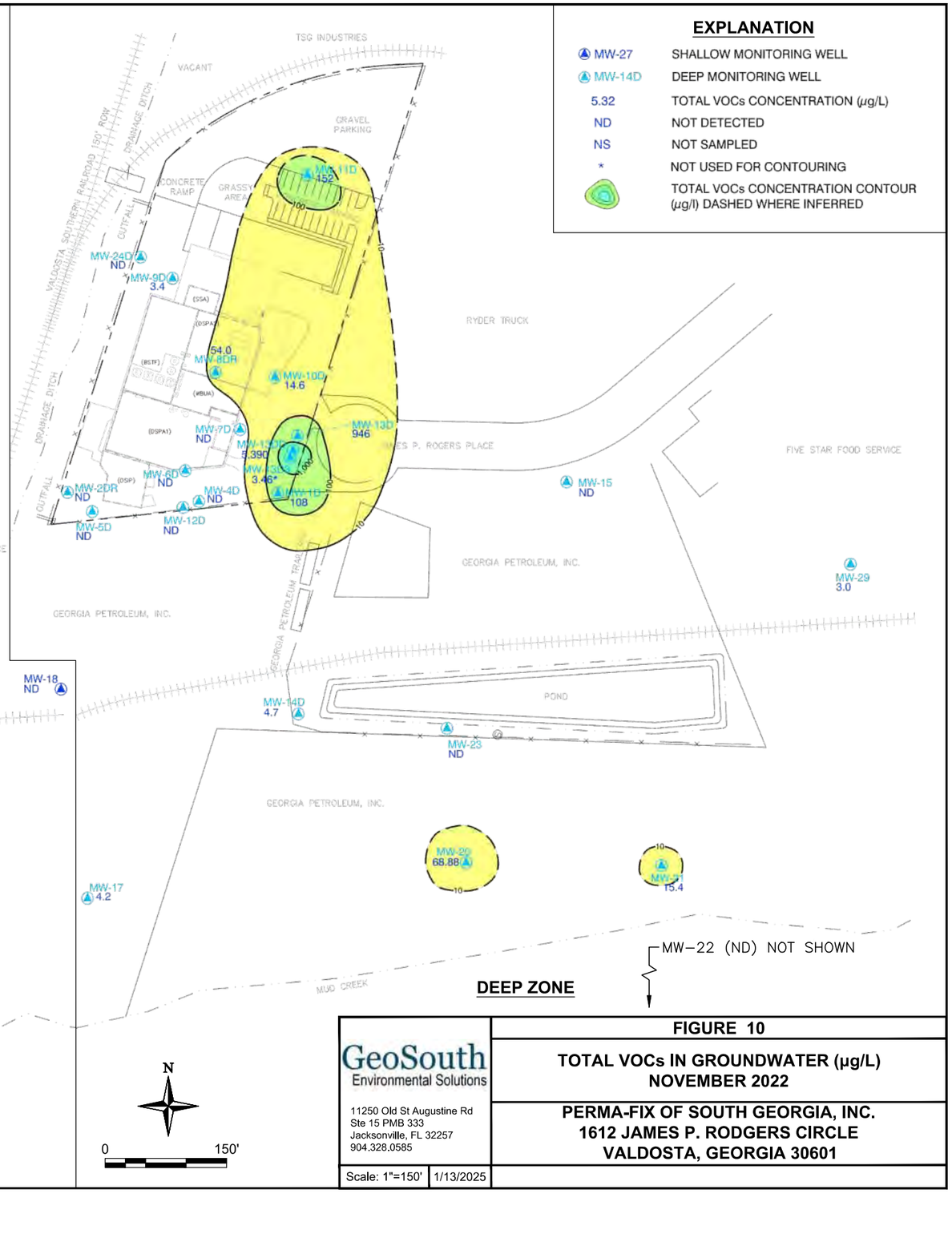

N

0 150'

Source Note: Cameron–Cole, November 2022

GeoSouth Environmental Solutions

11250 Old St Augustine Rd
Ste 15 PMB 333
Jacksonville, FL 32257
904.328.0585

Scale: 1"=150' | 1/13/2025

FIGURE 10

TOTAL VOCs IN GROUNDWATER (µg/L)
NOVEMBER 2022

PERMA-FIX OF SOUTH GEORGIA, INC.
1612 JAMES P. RODGERS CIRCLE
VALDOSTA, GEORGIA 30601

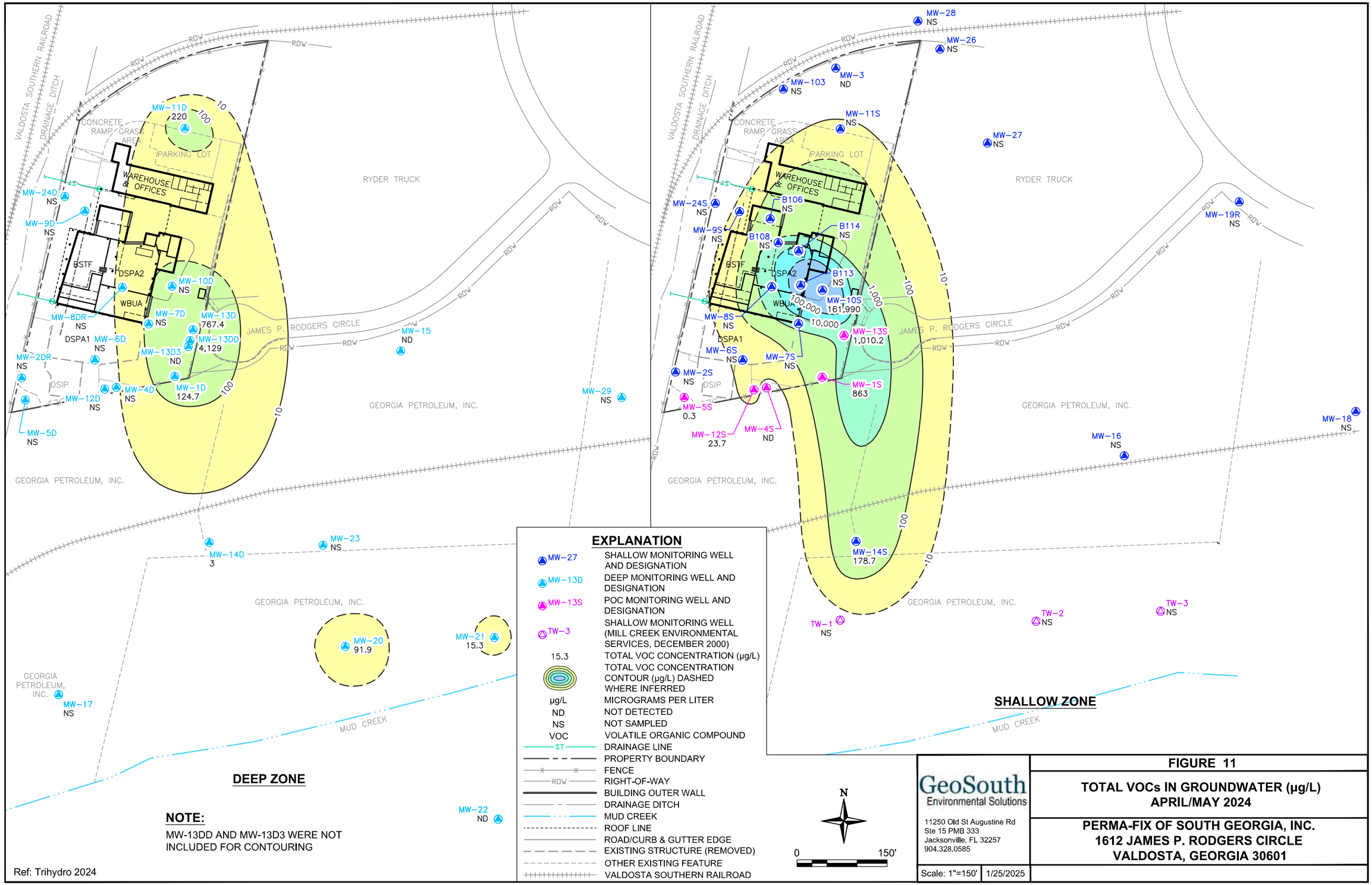

EXPLANATION

MW-27	SHALLOW MONITORING WELL AND DESIGNATION
MW-13D	DEEP MONITORING WELL AND DESIGNATION
MW-13S	POC MONITORING WELL AND DESIGNATION
TW-3	SHALLOW MONITORING WELL (MILL CREEK ENVIRONMENTAL SERVICES, DECEMBER 2000)
15.3	TOTAL VOC CONCENTRATION (µg/L)
	TOTAL VOC CONCENTRATION CONTOUR (µg/L) DASHED WHERE INFERRED
µg/L	MICROGRAMS PER LITER
ND	NOT DETECTED
NS	NOT SAMPLED
VOC	VOLATILE ORGANIC COMPOUND
ST	DRAINAGE LINE
	PROPERTY BOUNDARY
	FENCE
ROW	RIGHT-OF-WAY
	BUILDING OUTER WALL
	DRAINAGE DITCH
	MUD CREEK
	ROOF LINE
	ROAD/CURB & GUTTER EDGE
	EXISTING STRUCTURE (REMOVED)
	OTHER EXISTING FEATURE
	VALDOSTA SOUTHERN RAILROAD

DEEP ZONE

SHALLOW ZONE

NOTE:

MW-13DD AND MW-13D3 WERE NOT INCLUDED FOR CONTOURING

Ref: Trihydro 2024

GeoSouth Environmental Solutions
11250 Old St Augustine Rd
Ste 15 PMB 333
Jacksonville, FL 32257
904.328.0585

Scale: 1"=150' | 1/25/2025

FIGURE 11

TOTAL VOCs IN GROUNDWATER (µg/L)
APRIL/MAY 2024

PERMA-FIX OF SOUTH GEORGIA, INC.
1612 JAMES P. RODGERS CIRCLE
VALDOSTA, GEORGIA 30601

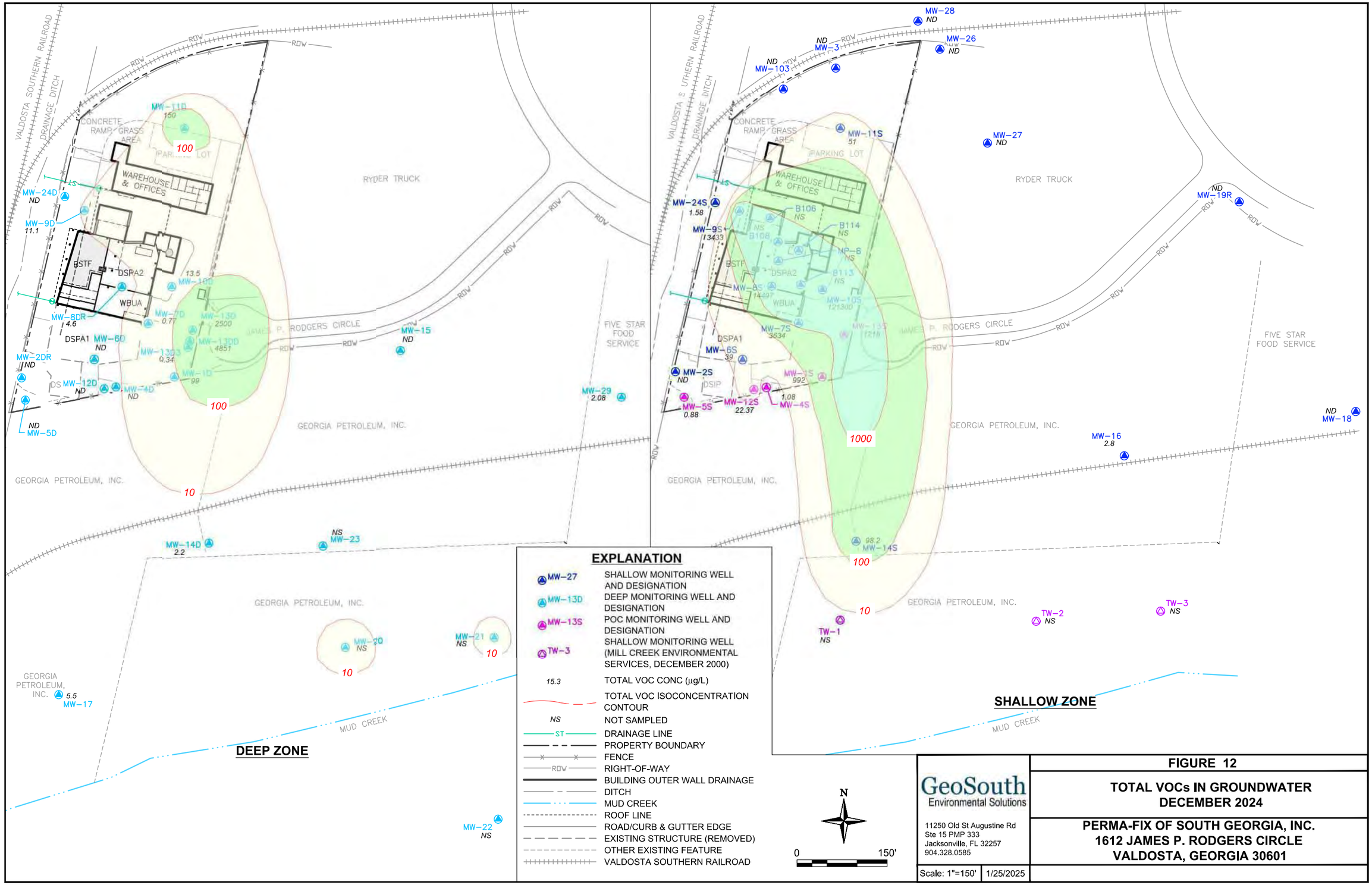

GeoSouth Environmental Solutions

11250 Old St Augustine Rd
Ste 15 PMP 333
Jacksonville, FL 32257
904.328.0585

FIGURE 12

TOTAL VOCs IN GROUNDWATER DECEMBER 2024

PERMA-FIX OF SOUTH GEORGIA, INC.
1612 JAMES P. RODGERS CIRCLE
VALDOSTA, GEORGIA 30601

Scale: 1"=150' | 1/25/2025

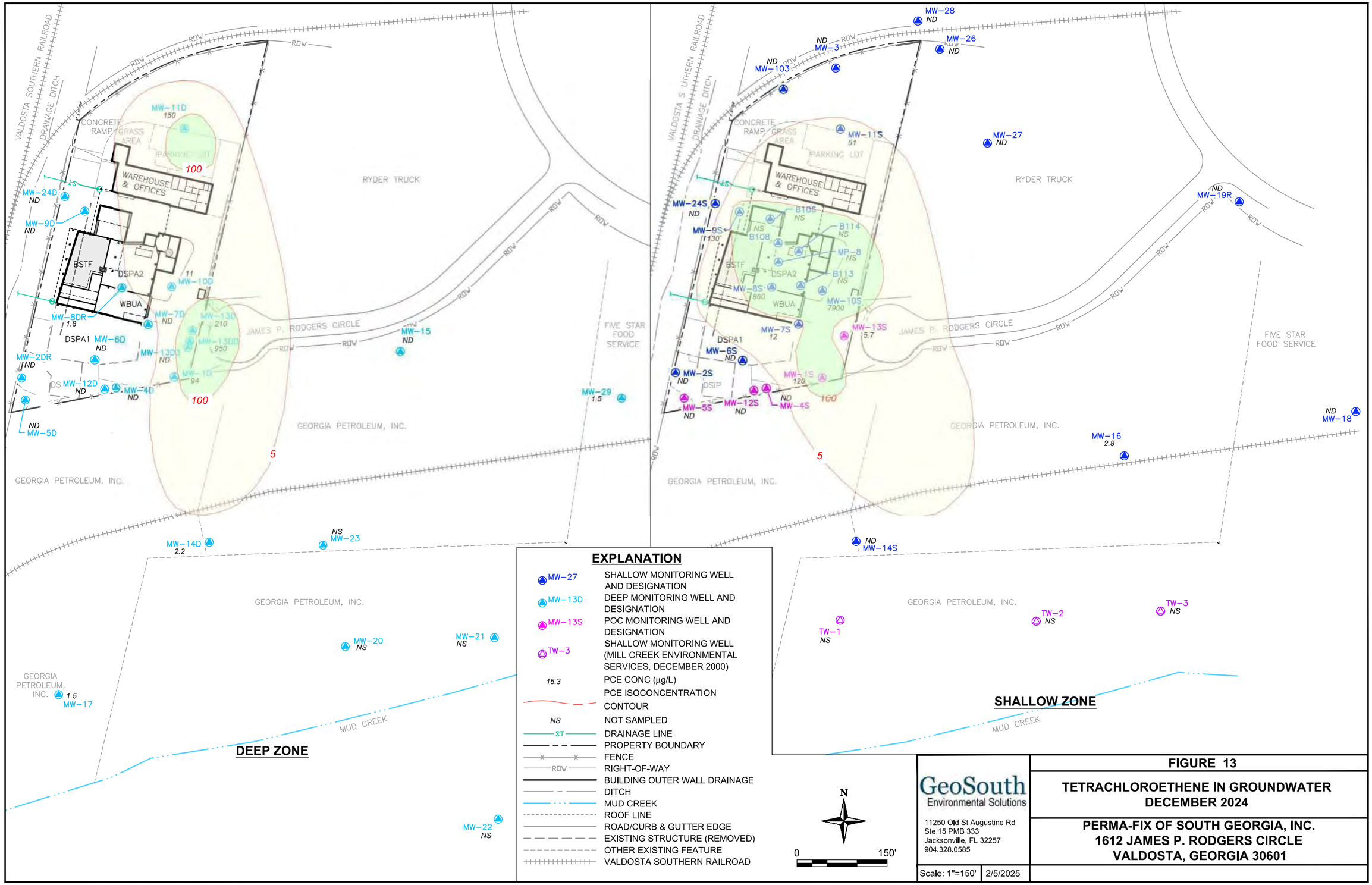

GeoSouth Environmental Solutions
11250 Old St Augustine Rd
Ste 15 PMB 333
Jacksonville, FL 32257
904.328.0585

Scale: 1"=150' | 2/5/2025

FIGURE 13

TETRACHLOROETHENE IN GROUNDWATER
DECEMBER 2024

PERMA-FIX OF SOUTH GEORGIA, INC.
1612 JAMES P. RODGERS CIRCLE
VALDOSTA, GEORGIA 30601

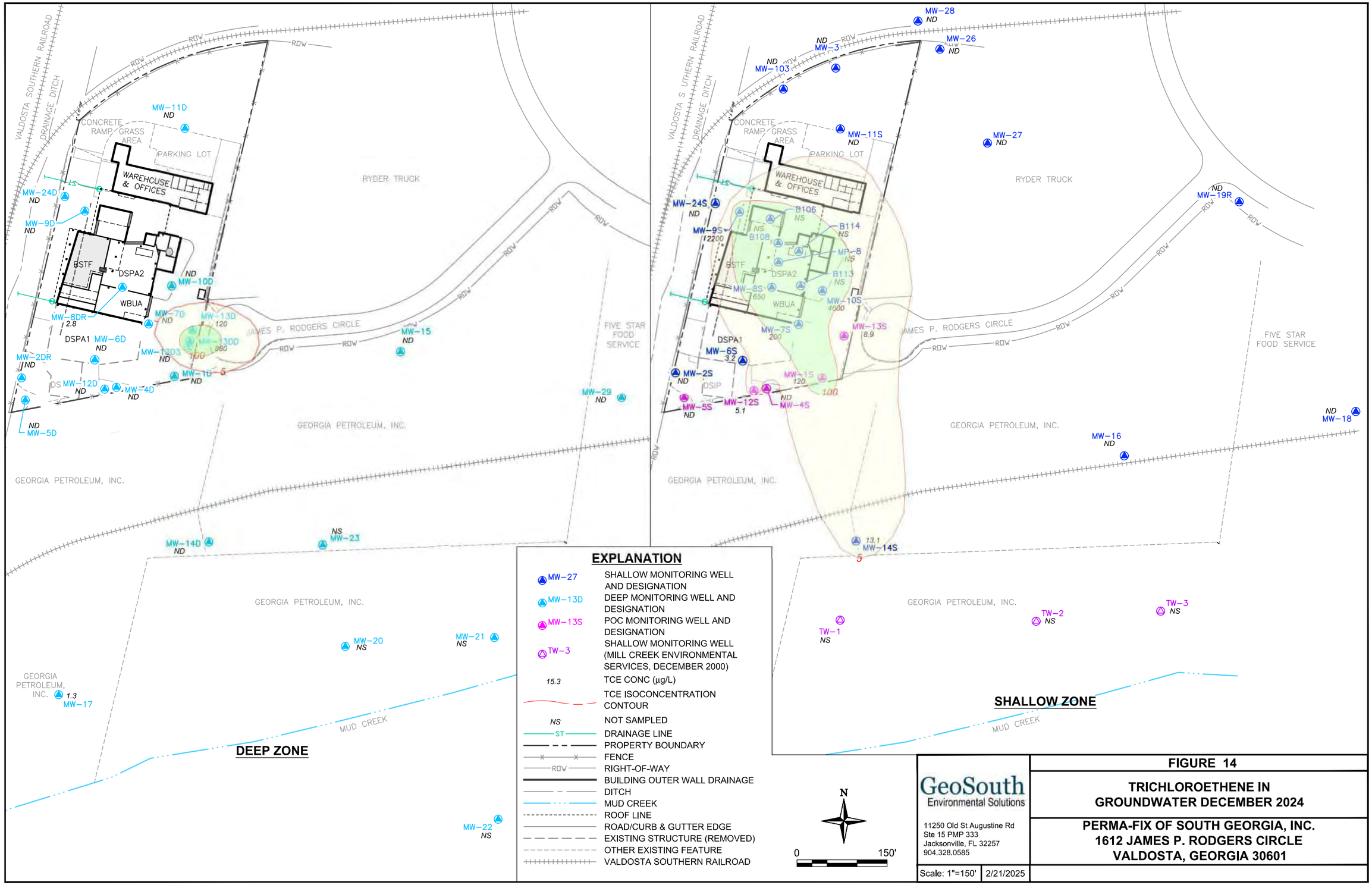

GeoSouth Environmental Solutions
11250 Old St Augustine Rd
Ste 15 PMP 333
Jacksonville, FL 32257
904.328.0585

Scale: 1"=150' | 2/21/2025

FIGURE 14

TRICHLOROETHENE IN GROUNDWATER DECEMBER 2024

PERMA-FIX OF SOUTH GEORGIA, INC.
1612 JAMES P. RODGERS CIRCLE
VALDOSTA, GEORGIA 30601

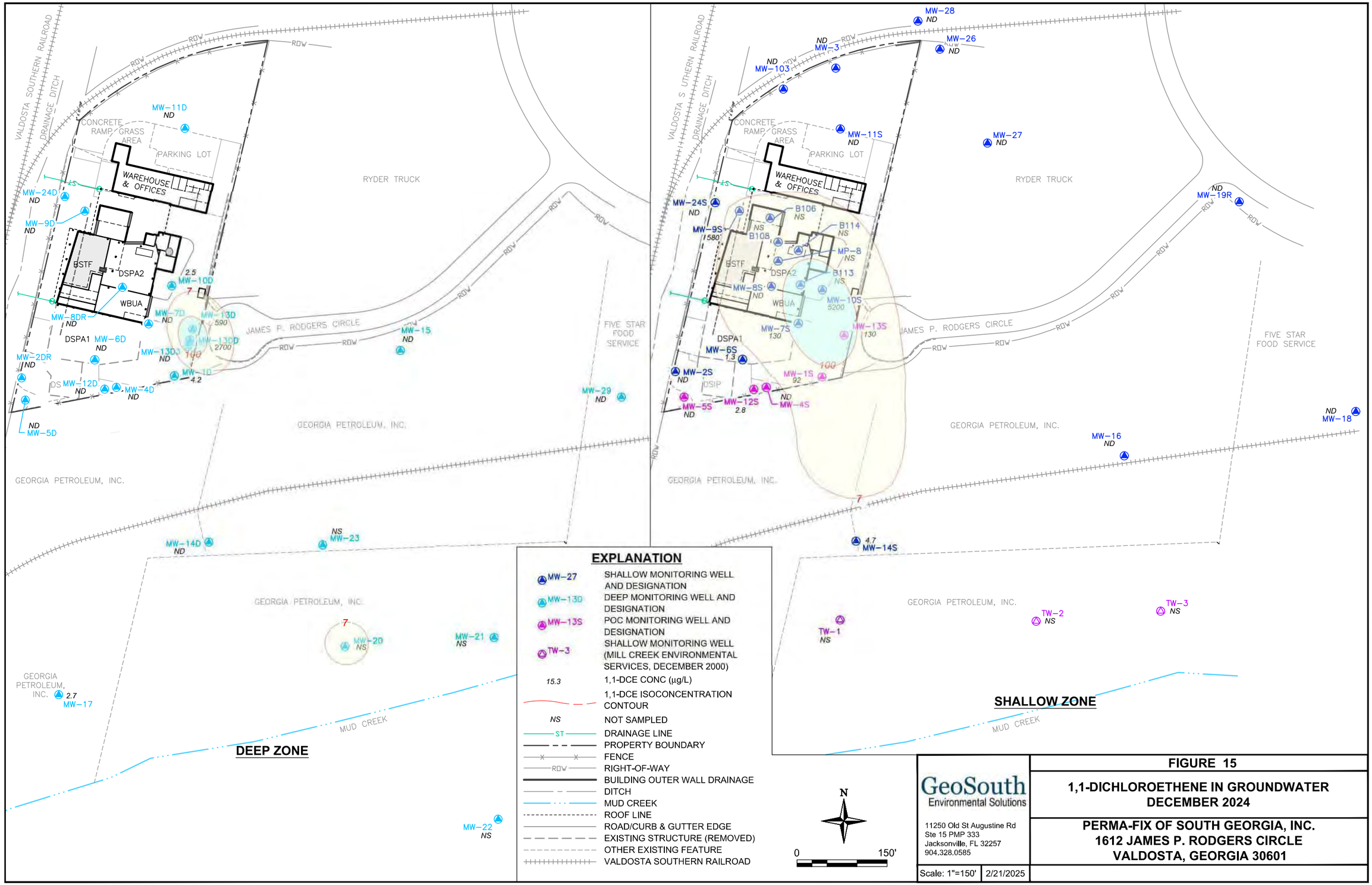

GeoSouth Environmental Solutions
11250 Old St Augustine Rd
Ste 15 PMP 333
Jacksonville, FL 32257
904.328.0585

FIGURE 15

1,1-DICHLOROETHENE IN GROUNDWATER
DECEMBER 2024

PERMA-FIX OF SOUTH GEORGIA, INC.
1612 JAMES P. RODGERS CIRCLE
VALDOSTA, GEORGIA 30601

Scale: 1"=150' | 2/21/2025

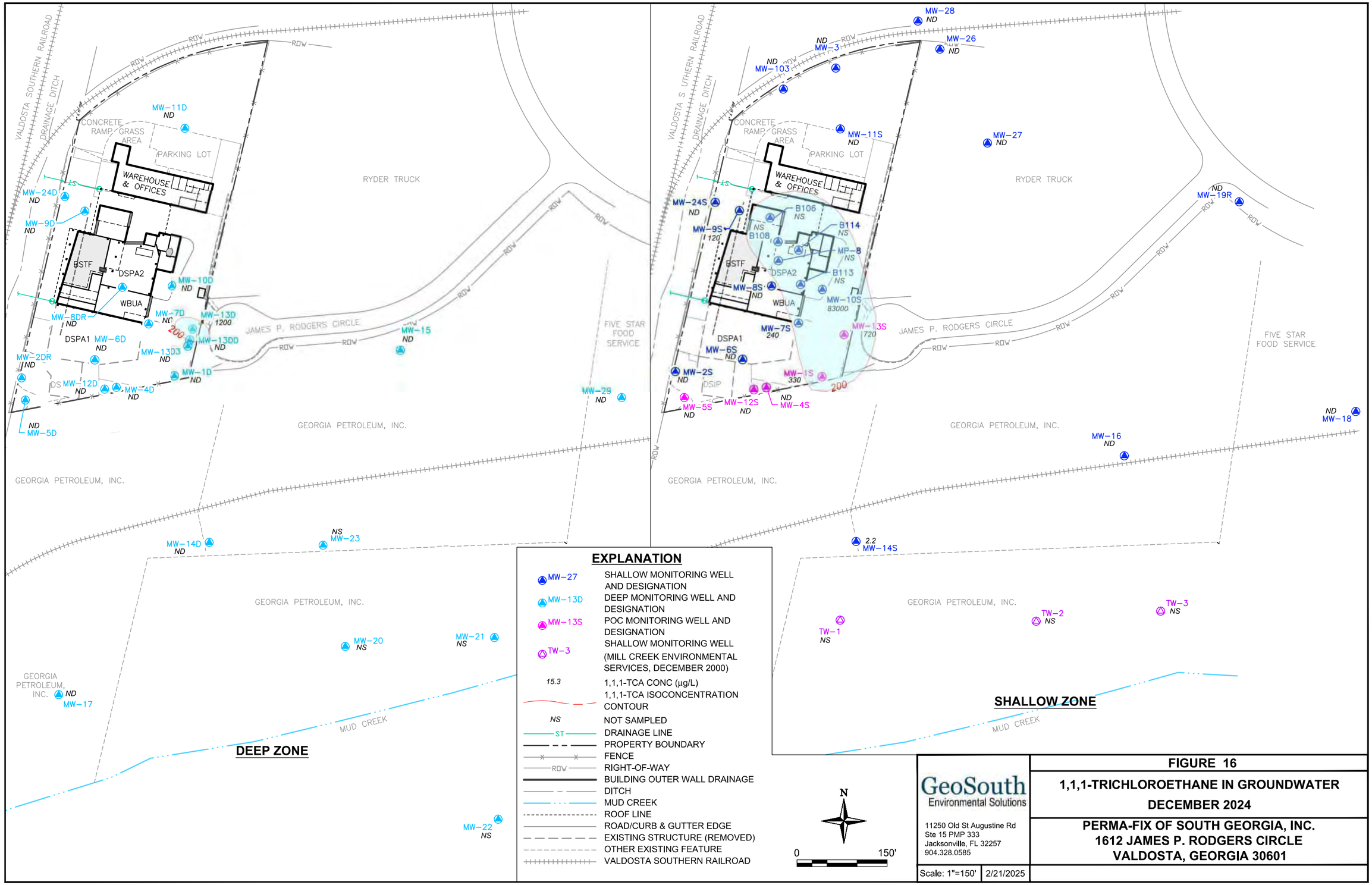

GeoSouth Environmental Solutions
11250 Old St Augustine Rd
Ste 15 PMP 333
Jacksonville, FL 32257
904.328.0585

Scale: 1"=150' | 2/21/2025

FIGURE 16

1,1,1-TRICHLOROETHANE IN GROUNDWATER
DECEMBER 2024

PERMA-FIX OF SOUTH GEORGIA, INC.
1612 JAMES P. RODGERS CIRCLE
VALDOSTA, GEORGIA 30601

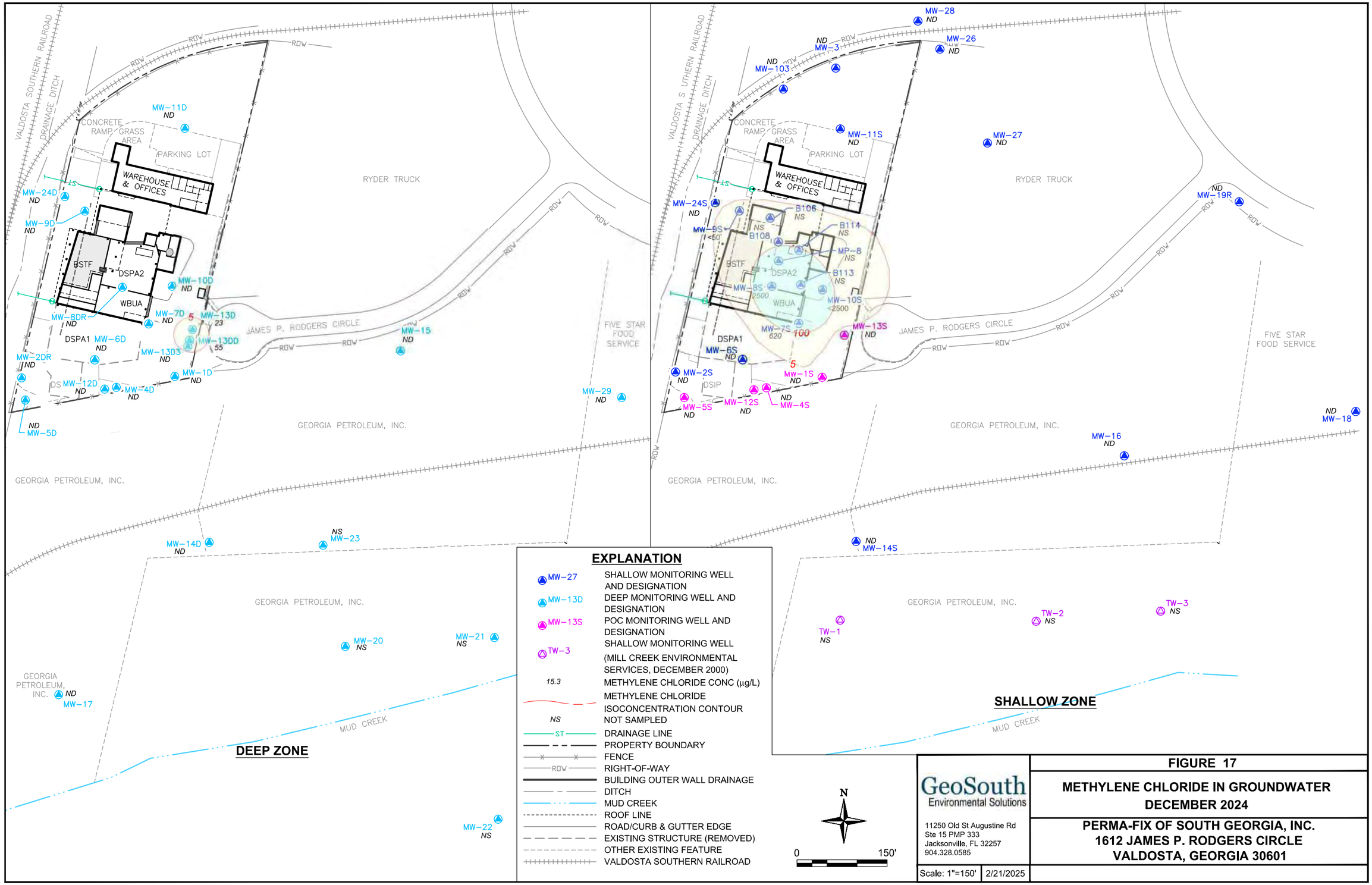

GeoSouth Environmental Solutions
11250 Old St Augustine Rd
Ste 15 PMP 333
Jacksonville, FL 32257
904.328.0585

Scale: 1"=150' | 2/21/2025

FIGURE 17

METHYLENE CHLORIDE IN GROUNDWATER
DECEMBER 2024

PERMA-FIX OF SOUTH GEORGIA, INC.
1612 JAMES P. RODGERS CIRCLE
VALDOSTA, GEORGIA 30601

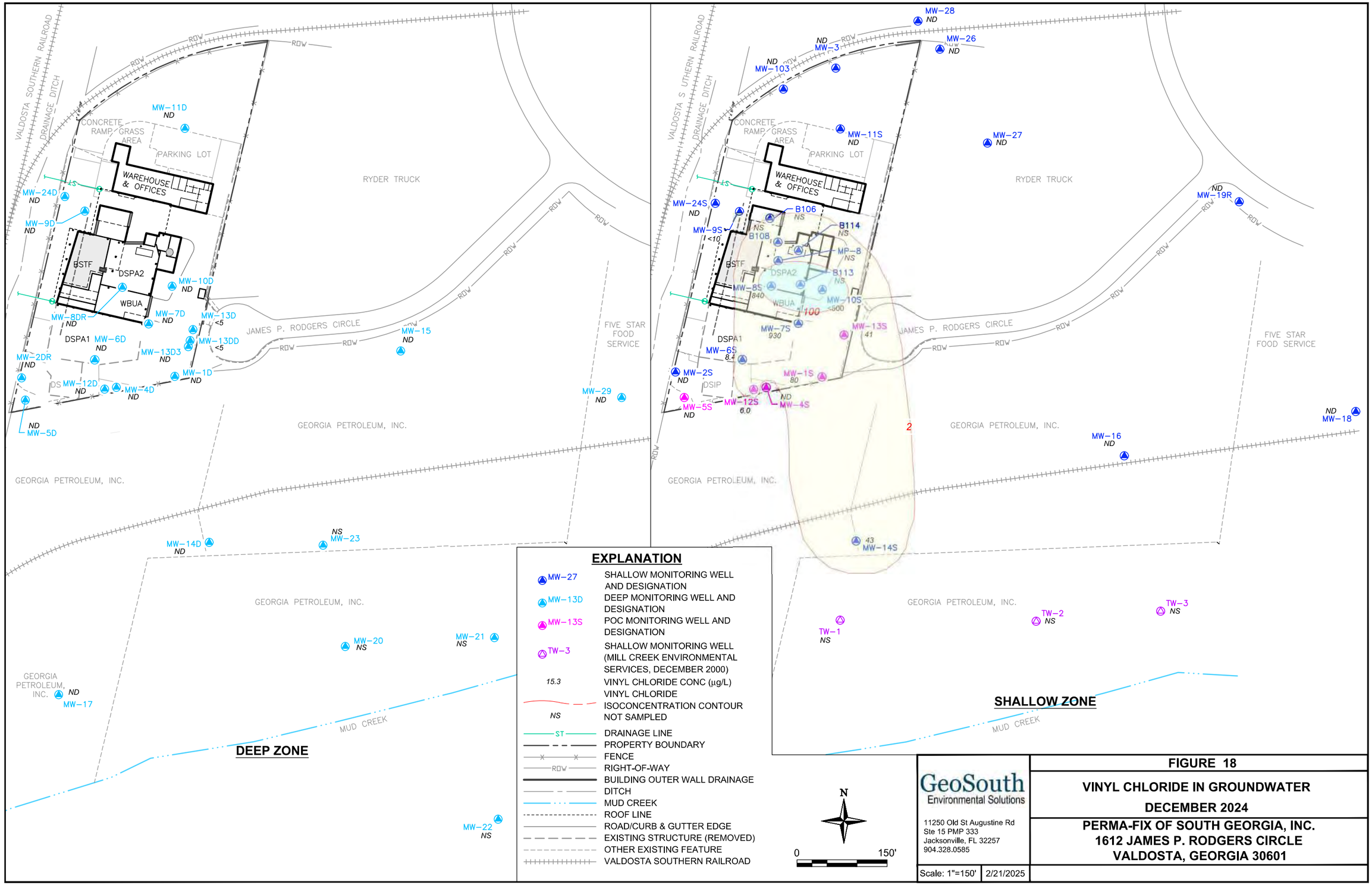

GeoSouth Environmental Solutions
11250 Old St Augustine Rd
Ste 15 PMP 333
Jacksonville, FL 32257
904.328.0585

Scale: 1"=150' | 2/21/2025

FIGURE 18

VINYL CHLORIDE IN GROUNDWATER
DECEMBER 2024

PERMA-FIX OF SOUTH GEORGIA, INC.
1612 JAMES P. RODGERS CIRCLE
VALDOSTA, GEORGIA 30601

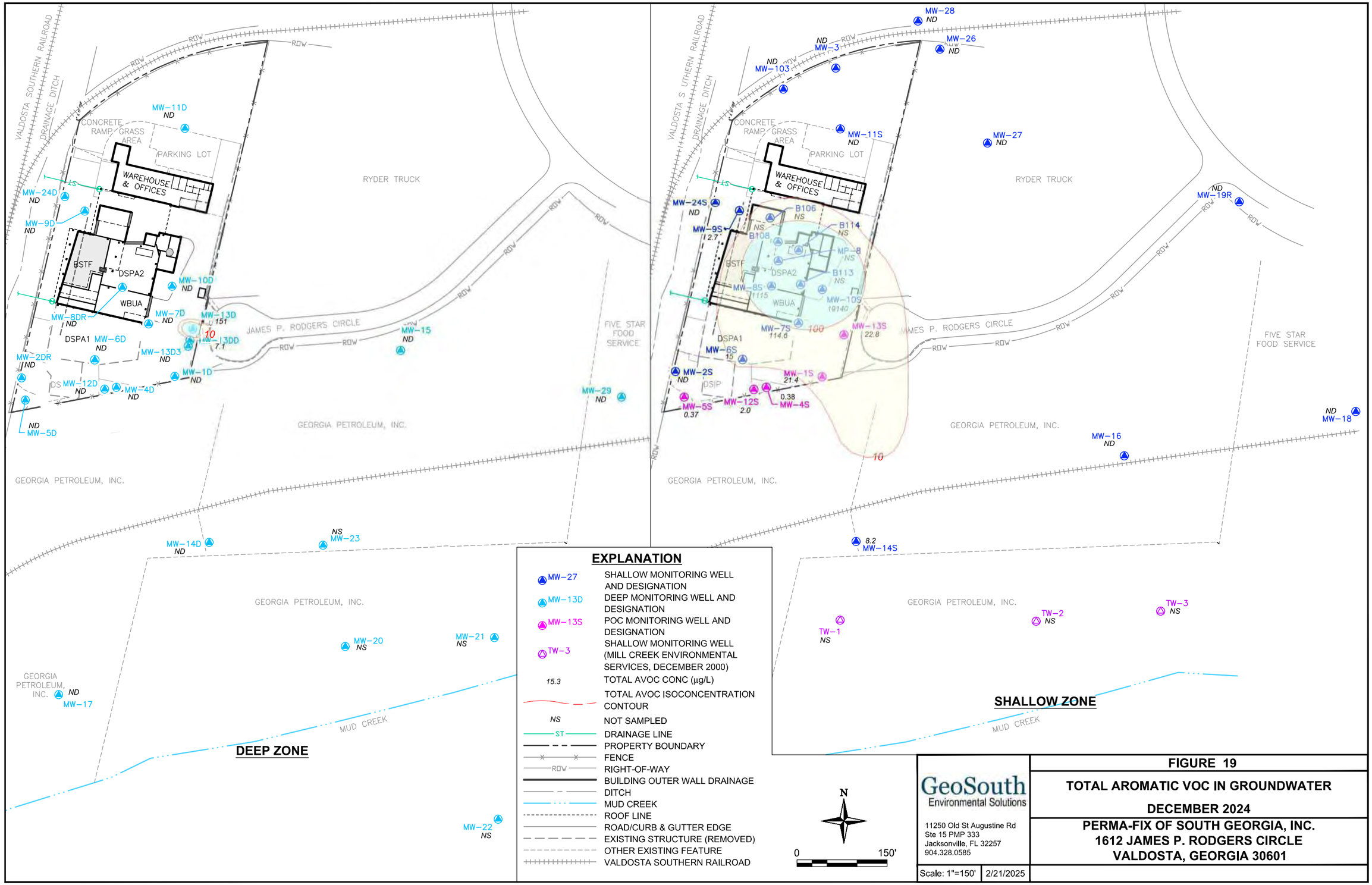

GeoSouth Environmental Solutions
11250 Old St Augustine Rd
Ste 15 PMP 333
Jacksonville, FL 32257
904.328.0585

FIGURE 19

TOTAL AROMATIC VOC IN GROUNDWATER

DECEMBER 2024

PERMA-FIX OF SOUTH GEORGIA, INC.
1612 JAMES P. RODGERS CIRCLE
VALDOSTA, GEORGIA 30601

Scale: 1"=150' | 2/21/2025

APPENDICES

APPENDIX A

ELECTRONIC CD-ROM COPY OF THE 2024 SEMI-ANNUAL GROUNDWATER MONITORING REPORTS,ANALYTICAL LABORATORY REPORTS, AND TABLE OF HISTORICAL GROUNDWATER ANALYTICAL RESULTS – FEB 2003 – DECEMBER 2024

Appendix A
Groundwater Analytical Results - February 2003 - December 2024 (µg/L)
Perma-Fix of South Georgia Inc., Valdosta, GA

			Chlorinated and Non-Chlorinated VOCs																																					
Sample Location	Sample Date	QA/QC Reference	1,1,1,2-Tetrachloroethane	1,1,1-Trichloroethane	1,1,2,2-Tetrachloroethane	1,1,2-Trichloroethane	1,1-Dichloroethane	1,1-Dichloroethene	1,1-Dichloropropene	1,2,3-Trichlorobenzene	1,2,3-Trichloropropane	1,2,4-Trichlorobenzene	1,2-Dibromoethane (EDB) (Ethylene dibromide)	1,2-Dichlorobenzene	1,2-Dichloroethane	1,2-Dichloropropane	1,3-Dichlorobenzene	1,3-Dichloropropane	1,4-Dichlorobenzene (para dichlorobenzene)	2,2-Dichloropropane	2-Butanone (MEK)	2-Chloroethyl Vinyl Ether	2-Chlorotoluene	2-Hexanone	4-Chlorotoluene	4-Methyl-2-Pentanone (MIBK)	Acetone	Bromobenzene	Bromochloromethane (Chlorobromomethane)	Bromodichloromethane (dichlorobromomethane, dichloromethylbromide)	Carbon Disulfide	Carbon Tetrachloride	Chlorobenzene	Chloroethane	Chloroform	Chloromethane	Cis-1,2-Dichloroethene	Cis-1,3-Dichloropropene	Dibromochloromethane (Chlorodibromomethane)	Dibromochloropropane (DBCP) (1,2-Dibromo-3-Chloropropane)
GW Standard			1 [b]	200 [a]	1 [b]	5 [a]	1 [b]	7 [a]	1 [b]	1 [a]	1 [b]	70 [a]	0,05 [a]	600 [a]	5 [a]	5 [a]	1 [b]	1 [b]	75 [a]	1 [b]	10 [b]	--	1 [b]	10 [b]	1 b	10 [b]	10 [b]	1 [b]	1 [b]	80 [a]	2 [b]	5 [a]	100 [a]	5 [b]	80 [a]	1 [b]	70 [a]	1 [b]	80 [a]	0,2 [a]
MP-8	7/26/2006		NS	7550	<500	<750	1080	3550	NS	<500	NS	NS	NS	<500	<250	<1000	<500	NS	<250	NS	50200	NA	<250	<1500	NS	<5000	<5000	NS	<750	<500	<2250	<750	<500	<750	625	<750	10400	NA	NA	NS
B-106	7/26/2006		NS	15100	<10	<15	1020	4400	NS	<10	NS	NS	NS	<10	96,5	<20	<10	NS	<5,0	NS	5680	NA	<5,0	<30	NS	<100	4490	NS	648	<10	<45	<15	<10	<15	434	<15	2680	NA	NA	NS
B-106	12/20/2007		NS	700	<7	<18	2100	230	NS	NS	NS	NS	NS	<15	<9,5	<22	<12	NS	<9	NS	NS	NA	NS	NS	NS	NS	NS	NS	NS	<14	NS	<26	<10	<42	20	<18	510	NA	NA	NS
B-108	7/26/2006		NS	0	<10	<15	2620	24400	NS	<10	NS	NS	NS	<10	562	<20	<10	NS	<5,0	NS	39600	NA	<5,0	<30	NS	2190	23300	NS	2540	<10	196	<15	<10	<15	2450	46	31700	NA	NA	NS
B-108	12/20/2007		NS	13000	<14	<35	900	2300	NS	NS	NS	NS	NS	<30	160	<44	<25	NS	<18	NS	NS	NA	NS	NS	NS	NS	NS	NS	NS	<29	NS	2300	<21	<85	730	<36	5300	NA	NA	NS
B-113	7/26/2006		NS	4670	<20	<30	5560	4270	NS	<20	NS	NS	NS	<20	1570	<40	<20	NS	<10	NS	3730	NA	<10	<60	NS	661	4400	NS	<30	<20	<90	<30	<20	931	182 J	<30	24700	NA	NA	NS
B-113	12/20/2007		NS	4800	<14	<35	2600	2500	NS	NS	NS	NS	NS	<30	790	<44	<25	NS	<18	NS	NS	NA	NS	NS	NS	NS	NS	NS	NS	<29	NS	710	<21	87	140	<36	12000	NA	NA	NS
B-114	7/26/2006		NS	1490	<10	<15	490	3140	NS	<10	NS	NS	NS	<10	<5,0	<20	<10	NS	<5,0	NS	<100	NA	<5,0	<30	NS	<100	<100	NS	<15	<10	<45	<15	<10	<15	51,5 J	<15	752	NA	NA	NS
B-114	12/20/2007		NS	2600	<14	<35	1100	4600	NS	NS	NS	NS	NS	<30	<19	<44	<25	NS	<18	NS	NS	NA	NS	NS	NS	NS	NS	NS	NS	<29	NS	410	<21	<85	99	<36	1700	NA	NA	NS
MPX-1	7/26/2006		NS	4030	<10	<15	864	1200	NS	<10	NS	NS	NS	<10	67,5	<20	<10	NS	<5,0	NS	40100	NA	<5,0	<30	NS	1560	34800	NS	69	<10	<45	<15	<10	<15	35,5 J	<15	3080	NA	NA	NS
MPX-1	12/20/2007		NS	3400	<7	<18	2200	780	NS	NS	NS	NS	NS	<15	41	<22	<12	NS	<9	NS	NS	NA	NS	NS	NS	NS	NS	NS	NS	<14	NS	480	<10	110	20	<18	4000	NA	NA	NS
B-100	7/26/2006		NS	29,7	<0,2	<0,3	262	382	NS	<0,2	NS	NS	NS	<0,2	0,9	1,1	<0,2	NS	<0,1	NS	2590	NA	<0,1	5,6	NS	316	3390	NS	<0,3	<0,2	<0,9	<0,3	<0,2	417	1,3	<0,3	92,2	NA	NA	NS
B-101	7/26/2006		NS	548	<10	<15	99	179	NS	<10	NS	NS	NS	<10	<5,0	<20	<10	NS	<5,0	NS	1140	NA	<5,0	<30	NS	<100	<100	NS	<15	<10	<45	<15	<10	<15	10	<15	410	NA	NA	NS
B-102	7/26/2006		NS	890	<20	<30	1770	424	NS	662	NS	NS	NS	<20	84	<40	<20	NS	<10	NS	NS	NA	<10	<60	NS	8170	NS	NS	43	<20	<90	<30	<20	363	30	<30	697	NA	NA	NS
B-103	7/26/2006		NS	1020	<10	<15	61	341	NS	<10	NS	NS	NS	<10	<5,0	<20	<10	NS	<5,0	NS	<100	NA	<5,0	<30	NS	<100	<100	NS	28,5	<10	<45	<15	<10	<15	27,5	<15	81,5	NA	NA	NS
B-104	7/26/2006		NS	2870	<20	<30	523	1440	NS	<20	NS	NS	NS	<20	153	<40	<20	NS	<10	NS	78500	NA	<10	<60	NS	3610	78700	NS	147	<20	93	<30	<20	<30	109	<30	1100	NA	NA	NS
B-105	7/26/2006		NS	4760	<10	17,5	1690	2370	NS	<10	NS	NS	NS	<10	68,5	<20	<10	NS	<5,0	NS	37700	NA	<5,0	<30	NS	1490	23100	NS	144	<10	<45	<15	<10	<15	130	<15	8040	NA	NA	NS
B-107	7/26/2006		NS	1380	<20	32	533	898	NS	<20	NS	NS	NS	<20	277	<40	<20	NS	<10	NS	613000	NA	<10	<60	NS	19900	160000	NS	626	<20	148	<30	<20	<30	217	<30	4880	NA	NA	NS
B-109	7/26/2006		NS	12400	<10	<15	3300	8300	NS	<10	NS	NS	NS	<10	176	<20	<10	NS	<5,0	NS	5950	NA	<5,0	<30	NS	<100	3090	NS	975	<10	94,5	<15	<10	<15	577	<15	14000	NA	NA	NS
B-110	7/26/2006		NS	34000	<10	18	3020	18700	NS	<10	NS	NS	NS	<10	728	<20	<10	NS	<5,0	NS	7390	NA	<5,0	<30	NS	646	7140	NS	4600	31	<45	<15	<10	<15	3580	<15	18000	NA	NA	NS
B-111	7/26/2006		NS	6960	<20	<30	2560	2980	NS	<20	NS	NS	NS	<20	222	<40	<20	NS	<10	NS	109000	NA	<10	<60	NS	5900	66500	NS	423	<20	<90	<30	<20	<30	270	426	33300	NA	NA	NS
B-112	7/26/2006		NS	940	<10	<15	1350	3320	NS	<10	NS	NS	NS	<10	51,5	<20	<10	NS	<5,0	NS	1020	NA	<5,0	<30	NS	<100	<100	NS	220	<10	<45	<15	<10	<15	222	119	7870	NA	NA	NS
MW-1S	2/21/2003		NS	2	<0,2	<0,3	16	2,1	NS	NS	NS	NS	NS	<0,2	<0,2	<0,4	<0,1	NS	<0,2	NS	NS	NA	NS	NS	NS	NS	NS	NS	NS	<0,2	NS	<0,3	<0,2	15	<0,2	<0,3	4,2	NA	NA	NS
MW-1S	6/2/2003		NS	42	<0,6	<0,6	34	8,6	NS	NS	NS	NS	NS	<0,6	<0,6	<0,4	<0,4	NS	<0,6	NS	NS	NA	NS	NS	NS	NS	NS	NS	NS	<0,8	NS	<0,4	<0,2	10	<0,4	<1,0	18	NA	NA	NS
MW-1S	9/1/2003		NS	560	<3,0	<3,0	130	110	NS	NS	NS	NS	NS	<3,0	<3,0	<2,0	<2,0	NS	<3,0	NS	NS	NA	NS	NS	NS	NS	NS	NS	NS	<4,0	NS	<2,0	<1,0	<2,0	<2,0	<7	110	NA	NA	NS
MW-1S	12/2/2003		NS	31	<1,0	<1,5	82	26	NS	NS	NS	NS	NS	<1,0	<1,0	<2,0	<0,5	NS	<1,0	NS	NS	NA	NS	NS	NS	NS	NS	NS	NS	<1,0	NS	<1,5	<1,0	12	<1,0	<1,5	31	NA	NA	NS
MW-1S	3/1/2004		NS	25	<0,2	<0,3	130	23	NS	NS	NS	NS	NS	<0,2	<0,2	<0,4	<0,1	NS	2	NS	NS	NA	NS	NS	NS	NS	NS	NS	NS	<0,2	NS	<0,3	<0,2	42	<0,2	<0,3	27	NA	NA	NS
MW-1S	5/28/2004		NS	56	<0,2	<0,3	120	20	NS	NS	NS	NS	NS	<0,2	1,4	<0,4	<0,1	NS	2,2	NS	NS	NA	NS	NS	NS	NS	NS	NS	NS	<0,2	NS	<0,3	<0,2	55	<0,2	<0,3	46	NA	NA	NS
MW-1S	8/31/2004	DUP	NS	21	<0,2	<0,3	40	7,9	NS	NS	NS	NS	NS	600	<0,2	<0,4	<0,1	NS	<0,2	NS	NS	NA	NS	NS	NS	NS	NS	NS	NS	<0,2	NS	<0,3	<0,2	19	<0,2	<0,3	12	NA	NA	NS
MW-1S	8/31/2004		NS	20	<0,2	<0,3	44	7,6	NS	NS	NS	NS	NS	<0,2	<0,2	<0,4	<0,1	NS	<0,2	NS	NS	NA	NS	NS	NS	NS	NS	NS	NS	<0,2	NS	<0,3	<0,2	19	<0,2	<0,3	13	NA	NA	NS
MW-1S	12/1/2004		NS	490	<1,0	<2,0	160	130	NS	NS	NS	NS	NS	<1,0	6	<2,0	<0,5	NS	<1,0	NS	NS	NA	NS	NS	NS	NS	NS	NS	NS	<1,0	NS	<2,0	<1,0	21	<1,0	<2,0	220	NA	NA	NS
MW-1S	2/28/2005		NS	21	<1,0	<2,0	76	12	NS	NS	NS	NS	NS	<1,0	<1,0	<2,0	<0,5	NS	<1,0	NS	NS	NA	NS	NS	NS	NS	NS	NS	NS	<1,0	NS	<2,0	<1,0	42	<1,0	<2,0	13	NA	NA	NS
MW-1S	5/27/2005		NS	120	<0,2	<0,3	58	40	NS	NS	NS	NS	NS	<0,2	<0,2	<0,4	<0,1	NS	2	NS	NS	NA	NS	NS	NS	NS	NS	NS	NS	<0,2	NS	<0,3	<0,2	14	<0,2	<0,3	34	NA	NA	NS
MW-1S	9/1/2005		NS	380	<1,0	<2,0	210	190	NS	NS	NS	NS	NS	<1,0	<1,0	<2,0	<0,5	NS	<1,0	NS	NS	NA	NS	NS	NS	NS	NS	NS	NS	<1,0	NS	<2,0	<1,0	64	<1,0	<2,0	120	NA	NA	NS
MW-1S	12/1/2005		NS	32	<1,0	<2,0	190	19	NS	NS	NS	NS	NS	<1,0	6	<2,0	<0,5	NS	<1,0	NS	NS	NA	NS	NS	NS	NS	NS	NS	NS	<1,0	NS	<2,0	<1,0	93	<1,0	<2,0	27	NA	NA	NS
MW-1S	2/28/2006	DUP	NS	21	<1,0	<1,5	140	11	NS	NS	NS	NS	NS	1,3	5,2	<2,0	1,2	NS	2,2	NS	NS	NA	NS	NS	NS	NS	NS	NS	NS	<1,0	NS	<1,5	<1,0	92	<1,0	<1,5	11	NA	NA	NS
MW-1S	2/28/2006		NS	19	<1,0	<1,5	140	14	NS	NS	NS	NS	NS	<1,0	4,4	<2,0	<1,0	NS	2,4	NS	NS	NA	NS	NS	NS	NS	NS	NS	NS	<1,0	NS	<1,5	<1,0	66	<1,0	<1,5	14	NA	NA	NS
MW-1S	5/30/2006		NS	47	<1,0	<1,5	160	11	NS	NS	NS	NS	NS	1,2	8,4	<2,0	1,2	NS	3	NS	NS	NA	NS	NS	NS	NS	NS	NS	NS	<1,0	NS	<1,5	<1,0	120	<1,0	<1,5	16	NA	NA	NS
MW-1S	7/20/2006		NS	10,1	<1,0	<1,5	58,5	3,4	NS	<1,0	NS	NS	NS	<1,0	2,6	<2,0	<1,0	NS	1,2	NS	<10	NA	<0,5	<3,0	NS	<10	<10	NS	<1,5	<1,0	<4,5	<1,5	<1,0	47,4	<1,0	<1,5	5	NA	NA	NS
MW-1S	3/1/2007		NS	6,2	<0,2	<0,3	20	3,5	NS	NS	NS	NS	NS	0,5	1,5	<0,4	<0,2	NS	<0,1	NS	NS	NA	NS	NS	NS	NS	NS	NS	NS	<0,2	NS	<0,3	<0,2	17	0,2	0,9	8,4	NA	NA	NS
MW-1S	6/1/2007		NS	21	<0,2	<0,3	42	13	NS	NS	NS	NS	NS	<0,2	4,7	<0,4	0,3	NS	2,9	NS	NS	NA	NS	NS	NS	NS	NS	NS	NS	0,3	NS	<0,3	0,3	26	1,5	<0,3	35	NA	NA	NS
MW-1S	8/30/2007		NS	74	NS	NS	33	66	NS	NS	NS	NS	NS	NS	3	NS	NS	NS	NS	NS	NS	NA	NS	NS	NS	NS	NS	NS	NS	NS	NS	NS	NS	15	NS	NS	NS	NA	NA	NS
MW-1S	12/20/2007		NS	180	<7,0	<18	150	220	NS	NS	NS	NS	NS	<15	<9,5	<22	<12	NS	<9	NS	NS	NA	NS	NS	NS	NS	NS	NS	NS	<14	NS	<26	<10	<42	21	<18	1000	NA	NA	NS
MW-1S	3/18/2008		NS	130	<1,4	<3,5	120	190	NS	NS	NS	NS	NS	<3,0	8	<4,4	<2,5	NS	<1,8	NS	NS	NA	NS	NS	NS	NS	NS	NS	NS	<2,9	NS	<5,3	<2,1	12	11	<3,6	900	NA	NA	NS
MW-1S	6/20/2008		NS	<0,34	<0,14	<0,35	1,2	<0,36	NS	NS	NS	NS	NS	<0,30	<0,19	<0,44	<0,25	NS	<0,18	NS	NS	NA	NS	NS	NS	NS	NS	NS	NS	<0,29	NS	<0,53	<0,21	<0,85	<0,34	<0,36	1,6	NA	NA	NS
MW-1S	9/22/2008		NS	62	<1,0	<2,0	13	41	NS	NS	NS	NS	NS	<0,38	<2,2	<2,6	<1,2	NS	<1,0	NS	NS	NA	NS	NS	NS	NS	NS	NS	NS	<0,6	NS	<2,2	<1,2	<1,8	3,6	<2,0	130	NA	NA	NS
MW-1S	12/15/2008	DUP	NS	27	<0,21	<0,40	33	28	NS	NS	NS	NS	NS	<0,12	3	<0,52	<0,23	NS	0,76	NS	NS	NA	NS	NS	NS	NS	NS	NS	NS	<0,28	0,33	NS	5,5	<0,24	2,4	2,6	<0,39	110	NA	NA	NS
MW-1S	12/15/2008		NS	34	<0,21	<0,40	29	33	NS	NS	NS	NS	NS	<0,12	2,8	<0,52	<0,23	NS	0,8	NS	NS	NA	NS	NS	NS	NS	NS	NS	NS	<0,28	0,33	NS	6,3	<0,24	1,1	2,2	<0,39	93	NA	NA	NS
MW-1S	3/30/2009		NS	<0,27	<0,33	<0,37	<0,33	3	NS	NS	NS	NS	NS	<0,27	<0,65	<0,2	<0,3	NS	<0,38	NS	NS	NA	NS	NS	NS	NS	NS	NS	NS	NS	<0,37	NS	<0,38	<0,27	<0,3	<0,2	<0,34	0,72	NA	NA	NS
MW-1S	3/30/2009		NS	<0,27	<0,33	<0,37	<0,33	2,5	NS	NS	NS	NS	NS	<0,27	<0,65	<0,2	<0,3	NS	<0,38	NS	NS	NA	NS	NS	NS	NS	NS	NS	NS	NS	<0,37	NS	<0,38	<0,27	<0,3	<0,2	<0,34	0,73	NA	NA	NS
MW-1S	7/10/2009		NS	<0,4	<0,23	<0,34	<0,45	0,64	NS	NS	NS	NS	NS	<0,32	<0,34	<0,34	<0,34	NS	<0,41	NS	NS	NA	NS	NS	NS	NS	NS	NS	NS	NS	<0,31	NS	<0,51	<0,37	<0,66	<0,37	<0,53	0,59	NA	NA	NS
MW-1S	9/30/2009		NS	<0,27	<0,33	<0,37	<0,33	2,6	NS	NS	NS	NS	NS	<0,27	<0,65	<0,20	<0,30	NS	<0,38	NS	NS	NA	NS	NS	NS	NS	NS	NS	NS	NS	<0,37	NS	<0,38	<0,27	<0,30	<0,20	<0,34	<0,36	NA	NA	NS
MW-1S	12/10/2009		NS	<3,5	<1,9	<4,0	<3,5	8,8	NS	NS	NS	NS	NS	<4,0	<4,4	<4,9	<3,5	NS	<2,6	NS	NS	NA	NS	NS	NS	NS	NS	NS	NS	NS	<1,1	NS	<4,2	<2,3	<3,4	<4,0	<4,0	<3,1	NA	NA	NS
MW-1S	3/6/2010		NS	340	<0,42	<0,34	38	87	NS	NS	NS	NS	NS	<0,26	<0,41	<0,49	<0,46	NS	<0,50	NS	NS	NA	NS	NS	NS	NS	NS	NS	NS	<0,50	NS	<0,41	<0,34	<0,90	<0,42	<0,25	180	NA	NA	NS
MW-1S	5/29/2010		NS	470	<0,23	<0,34	62	190	NS	NS	NS	NS	NS	<0,32	2	<0,34	<0,34	NS	<0,41	NS	NS	NA	NS	NS	NS	NS	NS	NS	NS	<0,31	NS	<0,51	<0,37	<0,66	1,7	<0,53	280	NA	NA	NS
MW-1S	8/4/2010		NS	335	<0,58	<0,58	36,9	97,8	NS	NS	NS	NS	NS	<0,52	1,5	<0,54	<0,58	NS	<0,44	NS	NS	NA	NS	NS	NS	NS	NS	NS	NS	<0,56	NS	<0,68	<0,4	<1,0	1,2	<1,0	165	NA	NA	NS
MW-1S	10/15/2010	DUP	NS	329	<1,5	<1,5	75,3	104	NS	NS	NS	NS	NS	<1,3	3,8	<1,4	<1,5	NS	<1,1	NS	NS	NA	NS	NS	NS	NS	NS	NS	NS	<1,4	NS	<1,7	<1,0	6,8	<1,3	<2,5	138	NA	NA	NS
MW-1S	10/15/2010		NS	554	<1,5	<1,5	110	129	NS	NS	NS	NS	NS	<1,3	7	<1,4	<1,5	NS	<1,1	NS	NS	NA	NS	NS	NS	NS	NS	NS	NS	<1,4	NS	<1,7	<1,0	8,3	1,7	<2,5	174	NA	NA	NS
MW-1S	2/28/2011	DUP	NS	234	<0,46	<0,44	46,6	54	NS	NS	NS	NS	NS	<0,50	2,9	<0,50	<0,40	NS	<0,46	NS	NS	NA	NS	NS	NS	NS	NS	NS	NS	<0,40	NS	<0,50	<0,40	3,6	1	<1,0	112	NA	NA	NS
MW-1S	2/28/2011		NS	331	<1,2	<1,1	84,3	80,7	NS	NS	NS	NS	NS	<1,3	6	<1,3	<1,0	NS	<1,2	NS	NS	NA	NS	NS	NS	NS	NS	NS	NS	<1,0	NS	<1,3	<1,0	8	<1,1	<2,5	111	NA	NA	NS
MW-1S	5/27/2011		NS	217	<1,2	<1,1	46	78,3	NS	NS	NS	NS	NS	<1,3	1,8	<1,3	<1,0	NS	<1,2	NS	NS	NA	NS	NS	NS	NS	NS	NS	NS	<1,0	NS	<1,3	<1,0	2,6	<1,1	<2,5	109	NA	NA	NS
MW-1S	8/24/2011		NS	1,9	<0,58	<0,55	51,3	82,3	NS	NS	NS	NS	NS	<0,63	2,4	<0,63	<0,5	NS	<0,58	NS	NS	NA	NS	NS	NS	NS	NS	NS	NS	<0,5	NS	<0,63	<0,5	<1,3	30,5	<1,3	4600	NA	NA	NS
MW-1S	11/15/2011		NS	173	<0,58	<0,55	54,9	64,9	NS	NS	NS	NS	NS	<0,63	2,8	<0,63	<0,5	NS	<0,58	NS	NS	NA	NS	NS	NS	NS	NS	NS	NS	<0,5	NS	<0,63	<0,5	2,5	4,4	<1,3	236	NA	NA	NS
MW-1S	2/28/2012		NS	192	<0,58	<0,55	97,9	107	NS	NS	NS	NS	NS	<0,63	8	<0,63	<0,5	NS	<0,58	NS	NS	NA	NS	NS	NS	NS	NS	NS	NS	<0,5	NS	<0,63	<0,5	9	4,3	<1,3	276	NA	NA	NS
MW-1S	4/23/2012		NS	291	<1,2	<1,1	111	109	NS	NS	NS	NS	NS	<1,3	7,9	<1,3	<1,0	NS	<1,2	NS	NS	NA	NS	NS	NS	NS	NS	NS	NS	<1,0	NS	<1,3	<1,0	7,1	5,5	<2,5	301	NA	NA	NS
MW-1S	8/20/2012		NS	203	<0,23	<0,22	61,4	74,1	NS	NS	NS	NS	NS	<0,25	2,8	<0,25	<0,2	NS	0,32	NS	NS	NA	NS	NS	NS	NS	NS	NS	NS	<0,2	NS	<0,25	<0,2	2,2	5,4	<0,5	233	NA	NA	NS
MW-1S	11/14/2012		NS	505	<0,24	<0,2	96,9	190	NS	NS	NS	NS	NS	0,25	5,5	<0,26	<0,25	NS	0,39	NS	NS	NA	NS	NS	NS	NS	NS	NS	NS	<0,2	NS	<0,31	<0,2	2,9	10	<0,5	485	NA	NA	NS
MW-1S	3/4/2013		NS	354	<1,2	<1,0	106	198	NS	NS	NS	NS	NS	<1,1	4,7	<1,3	<1,3	NS	<1,0	NS	NS	NA	NS	NS	NS	NS	NS	NS	NS	<1,0	NS	<1,6	<1,0	<2,5	9,8	<2,5	310	NA	NA	NS
MW-1S	6/12/2013		NS	447	<1,2	<1,0	153	217	NS	NS	NS	NS	NS	<1,1	5,7	<1,3	<1,3	NS	<1,0	NS	NS	NA	NS	NS	NS	NS	NS	NS	NS	<1,0	NS	<1,6	<1,0	<2,5	5,4	<2,5	484	NA	NA	NS
MW-1S	8/27/2013		NS	476	<1,2	<1,0	55,7	124	NS	NS	NS	NS	NS	<1,1	2,1	<1,3	<1,3	NS	<1,0	NS	NS	NA	NS	NS	NS	NS	NS	NS	NS	<1,0	NS	<1,6	<1,0	<2,5	2,1	<2,5	249	NA	NA	NS
MW-1S	12/12/2013		NS	972	<1,2	<1,0	212	265	NS	NS	NS	NS	NS	<1,1	5,3	<1,3	<1,3	NS	<1,0	NS	NS	NA	NS	NS	NS	NS	NS	NS	NS	<1,0	NS	<1,6	<1,0	<2,5	3,6	<2,5	199	NA	NA	NS
MW-1S	3/19/2014		NS	0,6	<0,27	<0,32	<0,26	8,8	NS	NS	NS	NS	NS	<0,29	<0,24	<0,36	<0,20	NS	<0,20	NS	NS	NA	NS	NS	NS	NS	NS	NS	NS	<0,36	NS	<0,40	<0,24	<0,50	<0,31	<0,53	<0,53	NA	NA	NS
MW-1S	6/17/2014		NS	2030	<2,7	<3,2	276	389	NS	NS	NS	NS	NS	<2,9	6,7	<3,6	<2,0	NS	<2,0	NS	NS	NA	NS	NS	NS	NS	NS	NS	NS	<2,6	NS	<4,0	<2,4	<5,0	3,5	<5,3	336	NA	NA	NS
MW-1S	12/19/2014		NS	1720	<1,0	<2,0	289	328	NS	<10	NS	NS	NS	<2,0	7,8	<4,0	<2,0	NS	<2,0	NS	NA	NA	<10	NA	NS	NA	NA	NS	<10	<2,0	NA	<2,0	<2,0	23,2	6,3	<4,0	558	NA	NA	NS
MW-1S	3/13/2015		NS	547	<10	<10	209	155	NS	NS	NS	NS	NS	<10	6,6	<10	<10	NS	<10	NS	NS	NA	NS	NS	NS	NS	NS	NS	NS	<10	NS	<10	<10	18,9	4,6	<20	259	NA	NA	NS
MW-1S	6/4/2015		NS	420	<5,0	<5,0	167	113	NS	NS	NS	NS	NS	1,3	4,7	<5,0	<5,0	NS	1,5	NS	NS	<25	NS	NS	NS	NS	NS	NS	NS	<5,0	NS	<5,0	<5,0	24,7	4,2	<10	188	<5,0	<5,0	NS
MW-1S	8/14/2015	DUP	NS	469	<1,0	<1,0	166	127	NS	NS	NS	NS	NS	1,7	4,8	<1,0	<1,0	NS	<1,0	NS	NS	<5,0	NS	NS	NS	NS	NS	NS	NS	<1,0	NS	<1,0	<1,0	75,6	5	<2,0	240	<1,0	<1,0	NS
MW-1S	8/14/2015		NS	486	<5,0	<5,0	178	115	NS	NS	NS	NS	NS	<5,0	6	<5,0	<5,0	NS	<5,0	NS	NS	<25	NS	NS	NS	NS	NS	NS	NS	<5,0	NS	<5,0	<5,0	46,8	<5,0	<10	232	<5,0	<5,0	NS
MW-1S	12/19/2015		NS	426	<5,0	<5,0	165	88,4	NS	NS	NS	NS	NS	1,6 J	6,1	<5,0	<5,0	NS	<5,0	NS	NS	<25	NS	NS	NS	NS	NS	NS	NS	<5,0	NS	<5,0	<5,0	117	4,6 J	<10	154	<5,0	<5,0	NS
MW-1S	3/19/2016		NS	607	<5,0	<5,0	190	158	NS	NS	NS	NS	NS	1,3 J	6	<5,0	<5,0	NS	<5,0	NS	NS	<25	NS	NS	NS	NS	NS	NS	NS	<5,0	NS	<5,0	<5,0	103	3,3 J	<10	156	<5,0	<5,0	NS
MW-1S	6/16/2016		<10	718	<10	<10	180	126	<10	<20	<20	<20	<20	<10	6	<10	<10	<10	<10	<10	<50	NS	<10	<100	<10	<50	<250	<10	<10	<10	<10	<20	<10	<10	115	3,3	<20	147	<10	<10	<50
MW-1S	9/23/2016		<5,0	400	<5,0	<5,0	99,4	86,4	<5,0	<10	<10	<10	<10	<5,0	2,3 J	<5,0	<5,0	<5,0	<5,0	<5,0	<25	NS	<5,0	<50	<10	<5,0	<25	<130	<5,0	<5,0	<5,0	<10	<5,0	1,2 J	50,1	3,2 J	<10	123	<5,0	<5,0	<25
MW-1S	1/21/2017		<5,0	295	<5,0	<5,0	142	79,4	<5,0	<10	<10	<10	<10	<5,0	3,5	<5,0	<5,0	<5,0	<5,0	<5,0	<25	NS	<5,0	<50	<5,0	<25	<130	<5,0	<5,0	<5,0	<10	<5,0	<5,0	95,5	2,7	<10	92,9	<5,0	<5,0	<25

Appendix A
Groundwater Analytical Results - February 2003 - December 2024 (µg/L)
Perma-Fix of South Georgia Inc., Valdosta, GA

			Chlorinated and Non-Chlorinated VOCs																																		
Sample Location	Sample Date	QA/QC Reference	1,1,1,2-Tetrachloroethane	1,1,1-Trichloroethane	1,1,2,2-Tetrachloroethane	1,1,2-Trichloroethane	1,1-Dichloroethane	1,1-Dichloroethene	1,1-Dichloropropene	1,2,3-Trichlorobenzene	1,2,3-Trichloropropane	1,2,4-Trichlorobenzene	1,2-Dibromoethane (EDB) (Ethylene dibromide)	1,2-Dichlorobenzene	1,2-Dichloroethane	1,2-Dichloropropane	1,3-Dichlorobenzene	1,3-Dichloropropane	1,4-Dichlorobenzene (para dichlorobenzene)	2,2-Dichloropropane	2-Butanone (MEK)	2-Chloroethyl Vinyl Ether	2-Chlorotoluene	2-Hexanone	4-Chlorotoluene	4-Methyl-2-Pentanone (MIBK)	Acetone	Bromobenzene	Bromochloromethane (Chlorobromomethane)	Bromodichloromethane (dichlorobromomethane, dichloromethylbromide)	Carbon Disulfide	Carbon Tetrachloride	Chlorobenzene	Chloroethane	Chloroform	Chloromethane	Cis-1,2-Dichloroethene	Cis-1,3-Dichloropropene	Dibromochloromethane (Chlorodibromomethane)	Dibromochloropropane (DBCP) (1,2-Dibromo-3-Chloropropane)
GW Standard			1 [b]	200 [a]	1 [b]	5 [a]	1 [b]	7 [a]	1 [b]	1 [a]	1 [b]	70 [a]	0,05 [a]	600 [a]	5 [a]	5 [a]	1 [b]	1 [b]	75 [a]	1 [b]	10 [b]	--	1 [b]	10 [b]	1 b	10 [b]	10 [b]	1 [b]	1 [b]	80 [a]	2 [b]	5 [a]	100 [a]	5 [b]	80 [a]	1 [b]	70 [a]	1 [b]	80 [a]	0,2 [a]
MW-1S	3/24/2017		<1.0	141	<1.0	<1.0	70.6	29.5	<1.0	<1.0	<2.0	<1.0	<1.0	1.1	4	<1.0	<1.0	<1.0	0.97 J	<1.0	<10	NS	<2.0	<5.0	<2.0	<5.0	<10	<1.0	<1.0	<1.0	<2.0	<1.0	47.4	2.7	<1.0	53.1	<1.0	<1.0	<2.0
MW-1S	7/1/2017		<1.0	71.9	<1.0	<1.0	39.3	22.5	<1.0	<2.0	<2.0	<2.0	<2.0	0.81 J	1.7	<1.0	<1.0	<1.0	0.75 J	<1.0	<5.0	NS	0.26 J	<10	<1.0	<5.0	<25	<1.0	<1.0	<1.0	<2.0	<1.0	31.7	2.7	<2.0	63.8	<1.0	<1.0	<5.0
MW-1S	9/21/2017		<1.0	59.3	<1.0	<1.0	43	22.7	<1.0	<2.0	<2.0	<2.0	<2.0	0.52 J	1.4	<1.0	<1.0	<1.0	0.57 J	<1.0	<5.0	NS	<1.0	<10	<1.0	<5.0	<25	<1.0	<1.0	<1.0	<2.0	<1.0	<1.0	12.9	3,1 J	<2.0	84.8	<1.0	<1.0	<5.0
MW-1S	1/11/2018		<1.0	66,7	<1.0	<1.0	93,6	31,9	<1.0	<2,0	<2,0	<2,0	<2,0	1	2,4	<1,0	<1,0	<1,0	0,82 J	<1,0	<5,0	NS	<1,0	<10	<1,0	<5,0	<25	<1,0	<1,0	<1,0	<2,0	<1,0	<1,0	70,7	3,4	<2,0	151	<1,0	<1,0	<5,0
MW-1S	3/14/2018		<2,0	46,6	<2,0	<2,0	74,9	31,4	<2,0	<4,0	<4,0	<4,0	<4,0	<2,0	3,1	<2,0	<2,0	<2,0	<2,0	<2,0	<10	NS	<2,0	<20	<2,0	<10	<50	<2,0	<2,0	<2,0	<4,0	<2,0	<2,0	21,9	4,1	<4,0	199	<2,0	<2,0	<10
MW-1S	6/27/2018		<2,0	147	<2,0	<2,0	69,8	64,8	<2,0	<4,0	<4,0	<4,0	<4,0	<2,0	2	<2,0	<2,0	<2,0	<2,0	<2,0	<10	NS	<2,0	<20	<2,0	<10	<50	<2,0	<2,0	<2,0	<4,0	<2,0	<2,0	15,9	5,1	<4,0	228	<2,0	<2,0	<10
MW-1S	10/19/2018		<2,5	288 J	<2,5	<2,5	59,2	115	<2,5	<5,0	<5,0	<5,0	<5,0	<2,5	1,6 J	<2,5	<2,5	<2,5	<2,5	<2,5	<13	NS	<2,5	<25	<2,5	<13	<63	<2,5	<2,5	<2,5	<5,0	<2,5	<2,5	7,9	3,7	<5,0	235	<2,5	<2,5	<13
MW-1S	1/23/2019		<5	524	<5,0	<5,0	74,6	218	<5,0	<10	<10	<10	<10	<5,0	2,3 J	<5,0	<5,0	<5,0	<5,0	<5,0	<25	NS	<5,0	<50	<5,0	<25	<130	<5,0	<5,0	<5,0	<5,0	<5,0	<5,0	3,6 J	5,5	<10	381	<5,0	<5,0	<25
MW-1S	4/25/2019		<2	446	<2,0	<2,0	41,4	165	<2,0	<4,0	<4,0	<4,0	<4,0	<4,0	<2,0	1,3 J	<2,0	<2,0	<2,0	<2,0	<10	NA	<2,0	<20	<2,0	<10	<50	<2,0	<2,0	<2,0	<4,0	<2,0	<2,0	<4,0	2,9	<4,0	240	<2,0	<2,0	<10
MW-1S	8/1/2019			221	<2,5	<2,5	18,5	67,4	<2,5	<5,0	<5,0	<5,0	<5,0	<5,0	<2,5	0,94	<2,5	<2,5	<2,5	<2,5	<13	NS	<2,5	<25	<2,5	<13	<63	<2,5	<2,5	<2,5	<5,0	<2,5	<2,5	<5,0	1,8	<5,0	148	<2,5	<2,5	<13
MW-1S	10/31/2019			129	<2,5	<2,5	16,8	45,9	<2,5	<5,0	<5,0	<5,0	<5,0	<5,0	<2,5	1	<2,5	<2,5	<2,5	<2,5	<13	NS	<2,5	<25	<2,5	<13	<63	<2,5	<2,5	<2,5	<5,0	<2,5	<2,5	<5,0	2,2	<5,0	154	<2,5	<2,5	<13
MW-1S	10/31/2019	DUP		158	<2,5	<2,5	23,7	73,7	<2,5	<5,0	<5,0	<5,0	<5,0	<5,0	<2,5	1,3	<2,5	<2,5	<2,5	<2,5	<13	NS	<2,5	<25	<2,5	<13	<63	<2,5	<2,5	<2,5	<5,0	<2,5	<2,5	<5,0	2,8	<5,0	192	<2,5	<2,5	<13
MW-1S	1/24/2020		75,4	75,4	<2,0	<2,0	19,9	42,6	<2,0	<4,0	<4,0	<4,0	<4,0	<2,0	1,6 J	<2,0	<2,0	<2,0	<2,0	<2,0	<10	NS	50,6	<20	<2,0	<10	<50	<2,0	<2,0	<2,0	<4,0	<2,0	<2,0	2,3 J	2,9	<4,0	128	<2,0	<2,0	<10
MW-1S	4/23/2021		<2,0	272	<2,0	<2,0	68,2	153	<2,1	<4,0	<4,0	<4,0	<4,0	<2,1	2,1 J	<2,0	<2,0	<2,0	<2,0	<2,0	<10	NS	<2,5	<20	<2,0	<10	1,4 J	<2,0	<2,0	<2,0	<4,0	51,6	<2,0	2,4 J	4,3	<4,0	284	<2,0	<2,0	<10
MW-1S	12/16/2021		<5,0	151	<5,0	<5,0	23,6	66,1	<5,0	<10	<10	<10	<10	<5,0	<5,0	<5,0	<5,0	<5,0	<5,0	<5,0	<25	NS	<5,0	<50	<5,0	<25	<130	<5,0	<5,0	<5,0	<5,0	<5,0	<5,0	<10	<5,0	<10	144	<5,0	<5,0	<25
MW-1S	5/19/2022		<2,0	125	<2,0	<2,0	15,6	49,5	<2,0	<4,0	<4,0	<4,0	<4,0	<2,0	<2,0	<2,0	<2,0	<2,0	<2,0	<2,0	<10	NS	<2,0	<20	<2,0	<10	<50	<2,0	<2,0	<2,0	<4,0	<2,0	<2,0	<4,0	<2,0	<4,0	120	<2,0	<2,0	<10
MW-1S	11/9/2022		<2,0	92,4	<2,0	<2,0	20,5	29,7	<2,0	<4,0	<4,0	<4,0	<4,0	<2,0	1,1 J	<2,0	<2,0	<2,0	<2,0	<2,0	<10	NS	<2,0	<20	<2,0	<10	<50	<2,0	<2,0	<2,0	<4,0	<2,0	<2,0	<4,0	3,2	<4,0	194	<2,0	<2,0	<10
MW-1S	4/21/2023		<5,0	99,1	<5,0	<5,0	54,3	78	<5,0	<10	<10	<10	<10	<5,0	1,9 J	<5,0	<5,0	<5,0	<5,0	<5,0	<25	NS	<5,0	<50	<5,0	<25	<130	<5,0	<5,0	<5,0	<5,0	<5,0	<5,0	10,1	5,5	<10	287	<5,0	<5,0	<25
MW-1S	11/9/2023		<5,0	193	<5,0	<5,0	57,7	107	<5,0	<10	<10	<10	<10	<5,0	<5,0	<5,0	<5,0	<5,0	<5,0	<5,0	<25	NS	<5,0	<50	<5,0	<25	<130	<5,0	<5,0	<5,0	<5,0	<10	<5,0	<5,0	<10	5,9	<10	371	<5,0	<5,0	<25
MW-1S	5/2/2024		<5,0	220	<5,0	<5,0	33	120	<5,0	<25	<5,0	<25	<5,0	<5,0	<5,0	<5,0	<5,0	<5,0	<5,0	<5,0	<50	NA	<5,0	<50	<5,0	<50	<50	<5,0	<5,0	<5,0	<5,0	<10	<5,0	<5,0	<25	2,4	<5,0	180	<5,0	<5,0	<25
MW-1S	12/10/2024		<1,0	330	<1,0	<1,0	44	92	<1,0	<5,0	<1,0	<5,0	<1,0	<1,0	1,5	<1,0	<1,0	<1,0	<1,0	<1,0	<10	NA	<1,0	<10	<1,0	<10	<10	<1,0	<1,0	<1,0	<2,0	<1,0	<1,0	<5,0	2,4	<1,0	180	<1,0	<1,0	<5,0
MW-2	7/26/2006		NS	3.5	<2.0	<3.0	32.2	43.8	NS	<2.0	NS	NS	NS	NS	<2.0	<1.0	<4.0	<2.0	NS	<1.0	NS	<20	NA	<1.0	<6	NS	<20	<20	NS	<3.0	<2.0	<9	<3.0	<2.0	<3.0	14.2	<3.0	1660	NA	NA	NS
MW-2	8/30/2007	DUP	NS	<3,0	NS	NS	18	17	NS	NS	NS	NS	NS	NS	<1,0	NS	NS	NS	NS	NS	NA	NA	NS	NS	NS	NS	NS	NS	NS	NS	NS	NS	<3,0	NS	NS	NS	NA	NA	NS
MW-2	8/30/2007		NS	<3,0	NS	NS	21	22	NS	NS	NS	NS	NS	NS	<1,0	NS	NS	NS	NS	NS	NA	NA	NS	NS	NS	NS	NS	NS	NS	NS	NS	NS	<3,0	NS	NS	NS	NA	NA	NS
MW-2	12/20/2007		NS	<3,4	<1,4	<3,5	14	11	NS	NS	NS	NS	NS	<3,0	<1,9	<4,4	<2,5	NS	<1,8	NS	NS	NA	NS	NS	NS	NS	NS	NS	NS	NS	<2,9	NS	<5,3	<2,1	<8,5	7,8	<3,6	630	NA	NA	NS
MW-2	3/18/2008		NS	<3,4	<1,4	<3,5	24	30	NS	NS	NS	NS	NS	<3,0	<1,9	<4,4	<2,5	NS	<1,8	NS	NS	NA	NS	NS	NS	NS	NS	NS	NS	NS	<2,9	NS	<5,3	<2,1	<8,5	11	<3,6	1400	NA	NA	NS
MW-2	6/20/2008		NS	17	<7,0	<18	33	<18	NS	NS	NS	NS	NS	<15	<9,5	<22	<12	NS	<9,0	NS	NS	NA	NS	NS	NS	NS	NS	NS	NS	NS	<14	NS	<26	<10	<42	18	<18	1800	NA	NA	NS
MW-2	9/22/2008		NS	<18	<10	<20	57	<17	NS	NS	NS	NS	NS	<3,8	<22	<26	<12	NS	<10	NS	NS	NA	NS	NS	NS	NS	NS	NS	NS	NS	<6,0	NS	<22	<12	<18	<22	<20	3100	NA	NA	NS
MW-2	12/15/2008		NS	<18	<10	<20	<18	51	NS	NS	NS	NS	NS	<6,0	<22	<26	<12	NS	<10	NS	NS	NA	NS	NS	NS	NS	NS	NS	NS	<14	<3,8	NS	<22	<12	<18	<22	<20	1600	NA	NA	NS
MW-2	3/30/2009		NS	<5,4	<6,6	<7,4	13	26	NS	NS	NS	NS	NS	<5,4	<13	<4,0	<6	NS	<7,6	NS	NS	NA	NS	NS	NS	NS	NS	NS	NS	NS	<7,4	NS	<7,6	<5,4	<6	<4,0	<6,8	840	NA	NA	NS
MW-2	7/10/2009		NS	51	<0,23	<0,34	12	18	NS	NS	NS	NS	NS	<0,32	0,57	<0,34	<0,34	NS	<0,41	NS	NS	NA	NS	NS	NS	NS	NS	NS	NS	NS	<0,31	NS	<0,51	<0,37	<0,66	6,1	<0,53	1100	NA	NA	NS
MW-2	9/30/2009		NS	<14	<16	<18	<16	38	NS	NS	NS	NS	NS	<14	<32	<10	<15	NS	<19	NS	NS	NA	NS	NS	NS	NS	NS	NS	NS	NS	<18	NS	<19	<14	<15	<10	<17	1900	NA	NA	NS
MW-2	12/10/2009		NS	<3,5	<1,9	<4,0	9,8	19	NS	NS	NS	NS	NS	<4,0	<4,4	<4,9	<3,5	NS	<2,6	NS	NS	NA	NS	NS	NS	NS	NS	NS	NS	NS	<1,1	NS	<4,2	<2,3	<3,4	5,1	<4,0	670	NA	NA	NS
MW-2	3/6/2010		NS	<1,5	<0,85	<0,68	12	24	NS	NS	NS	NS	NS	<0,52	<0,82	<0,98	<0,92	NS	<1,0	NS	NS	NA	NS	NS	NS	NS	NS	NS	NS	NS	<1,0	NS	<0,82	<0,69	<1,8	5,5	<0,50	1000	NA	NA	NS
MW-2	5/29/2010		NS	28	<2,3	<3,4	28	72	NS	NS	NS	NS	NS	<3,2	<3,4	<3,4	<3,4	NS	<4,1	NS	NS	NA	NS	NS	NS	NS	NS	NS	NS	NS	<3,1	NS	<5,1	<3,7	<6,6	12	<5,3	1900	NA	NA	NS
MW-2	8/4/2010		NS	4,6	<1,5	<1,5	29,6	105	NS	NS	NS	NS	NS	<1,3	2,2	<1,4	<1,5	NS	<1,1	NS	NS	NA	NS	NS	NS	NS	NS	NS	NS	NS	<1,4	NS	<1,7	<1,0	<2,6	16,5	<2,5	2350	NA	NA	NS
MW-2	10/15/2010		NS	17,6	<15	<15	32,3	112	NS	NS	NS	NS	NS	<13	<17	<14	<15	NS	<11	NS	NS	NA	NS	NS	NS	NS	NS	NS	NS	NS	<14	NS	<17	<10	<26	<13	<25	2320	NA	NA	NS
MW-2	2/28/2011		NS	<4,0	<4,6	<4,4	31	130	NS	NS	NS	NS	NS	<5,0	<4,0	<5,0	<4,0	NS	<4,6	NS	NS	NA	NS	NS	NS	NS	NS	NS	NS	NS	<4,0	NS	<5,0	<4,0	<10	14,8	<10	2290	NA	NA	NS
MW-2	5/27/2011		NS	<5,0	<5,8	<5,5	24,2	61,4	NS	NS	NS	NS	NS	<6,3	<5,0	<6,3	<5,0	NS	<5,8	NS	NS	NA	NS	NS	NS	NS	NS	NS	NS	NS	<5,0	NS	<6,3	<5,0	<13,0	10,8	<13,0	1940	NA	NA	NS
MW-2	8/24/2011		NS	<0,2	<0,23	<0,22	<0,25	<0,23	NS	NS	NS	NS	NS	<0,25	<0,2	<0,25	<0,2	NS	<0,23	NS	NS	NA	NS	NS	NS	NS	NS	NS	NS	NS	<0,2	NS	<0,25	<0,2	<0,5	1	<0,5	<0,26	NA	NA	NS
MW-2	11/15/2011		NS	<10	<12	<11	32,5	66,4	NS	NS	NS	NS	NS	<13	<10	<13	<10	NS	<12	NS	NS	NA	NS	NS	NS	NS	NS	NS	NS	NS	<10	NS	<13	<10	<25	28,1	<25	2210	NA	NA	NS
MW-2	2/28/2012		NS	<5,0	<5,8	<5,5	26,8	92,2	NS	NS	NS	NS	NS	<6,3	<5,0	<6,3	<5,0	NS	<5,8	NS	NS	NA	NS	NS	NS	NS	NS	NS	NS	NS	<5,0	NS	<6,3	<5,0	<13	12,5	<13	1600	NA	NA	NS
MW-2	4/23/2012		NS	<5,0	<5,8	<5,5	42,5	137	NS	NS	NS	NS	NS	<6,3	<5,0	<6,3	<5,0	NS	<5,8	NS	NS	NA	NS	NS	NS	NS	NS	NS	NS	NS	<5,0	NS	<6,3	<5,0	<13	18,2	<13	2900	NA	NA	NS
MW-2	8/20/2012		NS	8,5	<5,8	<5,5	27,8	59,2	NS	NS	NS	NS	NS	<6,3	<5,0	<6,3	<5,0	NS	<5,8	NS	NS	NA	NS	NS	NS	NS	NS	NS	NS	NS	<5,0	NS	<6,3	<5,0	<13	11,3	<13	1950	NA	NA	NS
MW-2	11/14/2012	DUP	NS	1,3	<0,24	<0,20	36,5	58,2	NS	NS	NS	NS	NS	<0,22	1,6	<0,26	<0,25	NS	<0,2	NS	NS	NA	NS	NS	NS	NS	NS	NS	NS	NS	<5,0	NS	<0,31	<0,20	<0,50	15,5	<0,5	2800	NA	NA	NS
MW-2	11/14/2012		NS	6,9	<6,0	<5,0	43,4	139	NS	NS	NS	NS	NS	<5,4	<5,6	<6,6	<6,4	NS	<5,0	NS	NS	NA	NS	NS	NS	NS	NS	NS	NS	NS	<5,0	NS	<7,8	<5,0	<13	18,7	<13	2710	NA	NA	NS
MW-2	3/4/2013		NS	<4,0	<4,8	<4,0	32,6	112	NS	NS	NS	NS	NS	<4,3	<4,4	<5,2	<5,1	NS	<4,0	NS	NS	NA	NS	NS	NS	NS	NS	NS	NS	NS	<4,0	NS	<6,3	<4,0	<10	13,4	<10	2130	NA	NA	NS
MW-2	6/13/2013		NS	86,9	<12	<10	37,1	83,2	NS	NS	NS	NS	NS	<11	<11	<13	<13	NS	<10	NS	NS	NA	NS	NS	NS	NS	NS	NS	NS	NS	<10	NS	<16	<10	<25	15,8	<25	2990	NA	NA	NS
MW-2	8/29/2013	DUP	NS	<4,0	<4,8	<4,0	32,3	<4,0	NS	NS	NS	NS	NS	<4,3	<4,4	<5,2	<5,1	NS	<4,0	NS	NS	NA	NS	NS	NS	NS	NS	NS	NS	NS	<4,0	NS	<6,3	<4,0	<10	13,4	<10	1940	NA	NA	NS
MW-2	8/29/2013		NS	28,3	<12	<10	46,6	101	NS	NS	NS	NS	NS	<11	<11	<13	<13	NS	<10	NS	NS	NA	NS	NS	NS	NS	NS	NS	NS	NS	<10	NS	<16	<10	<25	<13	<25	2510	NA	NA	NS
MW-2S	2/21/2003		NS	<0,2	<0,2	<0,3	<0,2	<0,3	NS	NS	NS	NS	NS	<0,2	<0,2	<0,4	<0,1	NS	<0,2	NS	NS	NA	NS	NS	NS	NS	NS	NS	NS	NS	<0,2	NS	<0,3	<0,2	<0,4	<0,2	<0,3	<0,3	NA	NA	NS
MW-2S	6/2/2003		NS	<0,2	<0,3	<0,3	<0,1	<0,3	NS	NS	NS	NS	NS	<0,3	<0,3	<0,2	<0,2	NS	<0,3	NS	NS	NA	NS	NS	NS	NS	NS	NS	NS	NS	<0,4	NS	<0,2	<0,1	<0,2	<0,2	<0,7	<0,2	NA	NA	NS
MW-2S	9/1/2003		NS	<0,2	<0,3	<0,3	<0,1	<0,3	NS	NS	NS	NS	NS	<0,4	<0,3	<0,2	<0,2	NS	<0,3	NS	NS	NA	NS	NS	NS	NS	NS	NS	NS	NS	<0,4	NS	<0,2	<0,1	<0,2	<0,2	<0,7	<0,2	NA	NA	NS
MW-2S	12/2/2003		NS	<0,2	<0,2	<0,3	<0,2	<0,3	NS	NS	NS	NS	NS	<0,2	<0,2	<0,4	<0,1	NS	<0,2	NS	NS	NA	NS	NS	NS	NS	NS	NS	NS	NS	<0,2	NS	<0,3	<0,2	<0,4	<0,2	<0,3	<0,3	NA	NA	NS
MW-2S	3/1/2004		NS	<0,2	<0,2	<0,3	<0,2	<0,3	NS	NS	NS	NS	NS	<0,2	<0,2	<0,4	<0,1	NS	<0,2	NS	NS	NA	NS	NS	NS	NS	NS	NS	NS	NS	<0,2	NS	<0,3	<0,2	<0,4	<0,2	<0,3	<0,3	NA	NA	NS
MW-2S	5/28/2004		NS	<0,2	<0,2	<0,3	<0,2	<0,3	NS	NS	NS	NS	NS	<0,2	<0,2	<0,4	<0,1	NS	<0,2	NS	NS	NA	NS	NS	NS	NS	NS	NS	NS	NS	<0,2	NS	<0,3	<0,2	<0,4	<0,2	<0,3	<0,3	NA	NA	NS
MW-2S	8/31/2004		NS	<0,2	<0,2	<0,3	<0,2	<0,3	NS	NS	NS	NS	NS	<0,2	<0,2	<0,4	<0,1	NS	<0,2	NS	NS	NA	NS	NS	NS	NS	NS	NS	NS	NS	<0,2	NS	<0,3	<0,2	<0,4	<0,2	<0,3	<0,3	NA	NA	NS
MW-2S	12/1/2004		NS	<0,2	<0,2	<0,3	<0,2	<0,3	NS	NS	NS	NS	NS	<0,2	<0,2	<0,4	<0,1	NS	<0,2	NS	NS	NA	NS	NS	NS	NS	NS	NS	NS	NS	<0,2	NS	<0,3	<0,2	<0,4	<0,2	<0,3	<0,3	NA	NA	NS
MW-2S	2/28/2005		NS	<0,3	<0,2	<0,3	<0,2	<0,3	NS	NS	NS	NS	NS	<0,2	<0,2	<0,4	<0,1	NS	<0,2	NS	NS	NA	NS	NS	NS	NS	NS	NS	NS	NS	<0,2	NS	<0,3	<0,2	<0,4	<0,2	<0,3	<0,2	NA	NA	NS
MW-2S	5/27/2005		NS	<0,3	<0,2	<0,3	<0,2	<0,3	NS	NS	NS	NS	NS	<0,2	<0,2	<0,4	<0,1	NS	<0,2	NS	NS	NA	NS	NS	NS	NS	NS	NS	NS	NS	<0,2	NS	<0,3	<0,2	<0,4	<0,2	<0,3	<0,2	NA	NA	NS
MW-2S	9/1/2005		NS	<0,3	<0,2	<0,3	<0,2	<0,3	NS	NS	NS	NS	NS	<0,2	<0,2	<0,4	<0,1	NS	<0,2	NS	NS	NA	NS	NS	NS	NS	NS	NS	NS	NS	<0,2	NS	<0,3	<0,2	<0,4	<0,2	<0,3	<0,2	NA	NA	NS
MW-2S	12/1/2005		NS	<0,3	<0,2	<0,3	<0,2	<0,3	NS	NS	NS	NS	NS	<0,2	<0,2	<0,4	<0,1	NS	<0,2	NS	NS	NA	NS	NS	NS	NS	NS	NS	NS	NS	<0,2	NS	<0,3	<0,2	<0,4	<0,2	<0,3	<0,2	NA	NA	NS
MW-2S	2/28/2006		NS	<0,3	<0,2	<0,3	<0,2	<0,2	NS	NS	NS	NS	NS	<0,2	<0,1	<0,4	<0,2	NS	<0,1	NS	NS	NA	NS	NS	NS	NS	NS	NS	NS	NS	<0,2	NS	<0,3	<0,2	<0,3	<0,2	<0,3	<0,2	NA	NA	NS
MW-2S	5/30/2006		NS	<0,3	<0,2	<0,3	<0,2	<0,2	NS	NS	NS	NS	NS	<0,2	<0,1	<0,4	<0,2	NS	<0,1	NS	NS	NA	NS	NS	NS	NS	NS	NS	NS	NS	<0,2	NS	<0,3	<0,2	<0,3	<0,2	<0,3	<0,2	NA	NA	NS
MW-2S	7/20/2006		NS	<0,3	<0,2	<0,3	<0,2	<0,2	NS	<0,2	NS	NS	NS	<0,2	<0,1	<0,4	<0,2	NS	<0,1	NS	<2,0	NA	<0,1	<0,6	NS	<2,0	<2,0	NS	<0,3	<0,2	<0,9	<0,3	<0,2	<0,3	<0,2	<0,3	<0,2	NA	NA	NS
MW-2S	3/1/2007		NS	<0,3	<0,2	<0,3	<0,2	<0,2	NS	NS	NS	NS	NS	<0,2	<0,1	<0,4	<0,2	NS	<0,1	NS	NS	NA	NS	NS	NS	NS	NS	NS	NS	NS	<0,2	NS	<0,3	<0,2	<0,3	<0,2	<0,3	<0,2	NA	NA	NS
MW-2S	6/1/2007	DUP	NS	<0,3	<0,2	<0,3	<0,2	<0,2	NS	NS	NS	NS	NS	<0,2	<0,1	<0,4	<0,2	NS	<0,1	NS	NS	NA	NS	NS	NS	NS	NS	NS	NS	NS	<0,2	NS	<0,3	<0,2	<0,3	<0,2	<0,3	<0,2	NA	NA	NS
MW-2S	6/1/2007		NS	<0,3	0,4	<0,3	<0,2	<0,2	NS	NS	NS	NS	NS	<0,2	<0,1	<0,4	<0,2	NS	<0,1	NS	NS	NA	NS	NS	NS	NS	NS	NS	NS	NS	<0,2	NS	<0,3	<0,2	<0,3	<0,2	<0,3	<0,2	NA	NA	NS
MW-2S	8/30/2007		NS	0,8	NS	NS	<0,2	1,5	NS	NS	NS	NS	NS	NS	<0,1	NS	NS	NS	NS	NS	NA	NA	NS	NS	NS	NS	NS	NS	NS	NS	NS	NS	NS	NS	NS	NS	NS	NS	NA	NA	NS
MW-2S	12/20/2007		NS	<0,3	<0,1	<0,4	<0,5	0,4	NS	NS	NS	NS	NS	<0,3	<0,2	<0,4	<0,3	NS	<0,2	NS	NS	NA	NS	NS	NS	NS	NS	NS	NS	NS	<0,3	NS	<0,5	<0,2	<0,9	<0,3	<0,4	0,5	NA	NA	NS
MW-2S	3/18/2008		NS	<0,34	<0,14	<0,35	<0,45	<0,36	NS	NS	NS	NS	NS	<0,30	<0,19	<0,44	<0,25	NS	<0,18	NS	NS	NA	NS	NS	NS	NS	NS	NS	NS	NS	<0,29	NS	<0,53	<0,21	<0,85	<0,34	<0,36	<0,45	NA	NA	NS
MW-2S	6/20/2008		NS	<0,34	<0,14	<0,35	<0,45	<0,36	NS	NS	NS	NS	NS	<0,30	<0,19	<0,44	<0,25	NS	<0,18	NS	NS	NA	NS	NS	NS	NS	NS	NS	NS	NS	<0,29	NS	<0,53	<0,21	<0,85	<0,34	<0,36	<0,45	NA	NA	NS
MW-2S	9/22/2008		NS	<0,37	<0,21	<0,40	<0,37	<0,34	NS	NS	NS	NS	NS	<0,08	<0,43	<0,52	<0,23	NS	<0,20	NS	NS	NA	NS	NS	NS	NS	NS	NS	NS	NS	<0,12	NS	<0,45	<0,24	<0,36	<0,43	<0,39	3	NA	NA	NS
MW-2S	12/15/2008		NS	<0,37	<0,21	<0,40	<0,37	0,43	NS	NS	NS	NS	NS	<0,12	<0,43	<0,52	<0,23	NS	<0,20	NS	NS	NA	NS	NS	NS	NS	NS	NS	NS	NS	<0,28	<0,08	NS	<0,45	<0,24	<0,36	<0,43	<0,39	0,5	NA	NA	NS
MW-2S	3/30/2009		NS	0,41	<0,33	<0,37	<0,33	<0,24	NS	NS	NS	NS	NS	<0,27	<0,65	<0,2	<0,3	NS	<0,38	NS	NS	NA	NS	NS	NS	NS	NS	NS	NS	NS	NS	<0,37	NS	<0,38	<0,27	<0,3	<0,2	<0,34	<0,36	NA	NA	NS
MW-2S	7/10/2009		NS	0,82	<0,23	<0,34	<0,45	<0,5	NS	NS	NS	NS	NS	<0,32	<0,34	<0,34	<0,34	NS	<0,41	NS	NS	NA	NS	NS	NS	NS	NS	NS	NS	NS	<0,31	NS	<0,51	<0,37	<0,66	<0,37	<0,53	7,9	NA	NA	NS
MW-2S	9/30/2009		NS	<0,27	<0,33	<0,37	<0,33	<0,24	NS	NS	NS	NS	NS	<0,27	<0,65	<0,20	<0,30	NS	<0,38	NS	NS	NA	NS	NS	NS	NS	NS	NS	NS	NS	<0,37	NS	<0,38	<0,27	<0,30	<0,20	<0,34	<0,36	NA	NA	NS
MW-2S	12/10/2009		NS	<0,35	<0,19	<0,40	<0,35	<0,32	NS	NS	NS	NS	NS	<0,40	<0,44	<0,49	<0,35	NS	<0,26	NS	NS	NA	NS	NS	NS	NS	NS	NS	N

Appendix A
Groundwater Analytical Results - February 2003 - December 2024 (µg/L)
Perma-Fix of South Georgia Inc., Valdosta, GA

			Chlorinated and Non-Chlorinated VOCs																																		
Sample Location	Sample Date	QA/QC Reference	1,1,1,2-Tetrachloroethane	1,1,1-Trichloroethane	1,1,2,2-Tetrachloroethane	1,1,2-Trichloroethane	1,1-Dichloroethane	1,1-Dichloroethene	1,1-Dichloropropene	1,2,3-Trichlorobenzene	1,2,3-Trichloropropane	1,2,4-Trichlorobenzene	1,2-Dibromoethane (EDB) (Ethylene dibromide)	1,2-Dichlorobenzene	1,2-Dichloroethane	1,2-Dichloropropane	1,3-Dichlorobenzene	1,3-Dichloropropane	1,4-Dichlorobenzene (para dichlorobenzene)	2,2-Dichloropropane	2-Butanone (MEK)	2-Chloroethyl Vinyl Ether	2-Chlorotoluene	2-Hexanone	4-Chlorotoluene	4-Methyl-2-Pentanone (MIBK)	Acetone	Bromobenzene	Bromochloromethane (Chlorobromomethane)	Bromodichloromethane (dichlorobromomethane, dichloromethylbromide)	Carbon Disulfide	Carbon Tetrachloride	Chlorobenzene	Chloroethane	Chloroform	Chloromethane	Cis-1,2-Dichloroethene	Cis-1,3-Dichloropropene	Dibromochloromethane (Chlorodibromomethane)	Dibromochloropropane (DBCP) (1,2-Dibromo-3-Chloropropane)
GW Standard			1 [b]	200 [a]	1 [b]	5 [a]	1 [b]	7 [a]	1 [b]	1 [a]	1 [b]	70 [a]	0,05 [a]	600 [a]	5 [a]	5 [a]	1 [b]	1 [b]	75 [a]	1 [b]	10 [b]	--	1 [b]	10 [b]	1 b	10 [b]	10 [b]	1 [b]	1 [b]	80 [a]	2 [b]	5 [a]	100 [a]	5 [b]	80 [a]	1 [b]	70 [a]	1 [b]	80 [a]	0,2 [a]
MW-2S	10/15/2010		NS	<0,22	<0,29	<0,29	<0,22	<0,29	NS	NS	NS	NS	NS	<0,26	<0,33	<0,27	<0,29	NS	<0,22	NS	NS	NA	NS	NS	NS	NS	NS	NS	NS	<0,28	NS	<0,34	<0,2	<0,51	<0,25	<0,5	<0,32	NA	NA	NS
MW-2S	2/28/2011		NS	<0,20	<0,23	<0,22	<0,25	<0,23	NS	NS	NS	NS	NS	<0,25	<0,20	<0,25	<0,20	NS	<0,23	NS	NS	NA	NS	NS	NS	NS	NS	NS	NS	<0,20	NS	<0,25	<0,20	<0,50	0,29	<0,50	<0,26	NA	NA	NS
MW-2S	5/27/2011		NS	<0,20	<0,23	<0,22	<0,25	<0,23	NS	NS	NS	NS	NS	<0,25	<0,20	<0,25	<0,20	NS	<0,23	NS	NS	NA	NS	NS	NS	NS	NS	NS	NS	<0,20	NS	<0,25	<0,20	<0,50	<0,22	<0,50	<0,26	NA	NA	NS
MW-2S	8/24/2011		NS	182	<0,23	<0,22	49,9	72,6	NS	NS	NS	NS	NS	<0,25	2,5	<0,25	<0,2	NS	0,3	NS	NS	NA	NS	NS	NS	NS	NS	NS	NS	<0,2	NS	<0,25	<0,2	5,5	2	<0,5	125	NA	NA	NS
MW-2S	11/15/2011		NS	<0,2	<0,23	<0,22	<0,25	<0,23	NS	NS	NS	NS	NS	<0,25	<0,2	<0,25	<0,2	NS	<0,23	NS	NS	NA	NS	NS	NS	NS	NS	NS	NS	<0,2	NS	<0,25	<0,2	<0,5	<0,22	<0,5	<0,26	NA	NA	NS
MW-2S	2/28/2012		NS	<0,2	<0,23	<0,22	<0,25	<0,23	NS	NS	NS	NS	NS	<0,25	<0,2	<0,25	<0,2	NS	<0,23	NS	NS	NA	NS	NS	NS	NS	NS	NS	NS	<0,2	NS	<0,25	<0,2	<0,5	<0,22	<0,5	<0,26	NA	NA	NS
MW-2S	4/23/2012		NS	<0,2	<0,23	<0,22	<0,25	<0,23	NS	NS	NS	NS	NS	<0,25	<0,2	<0,25	<0,2	NS	<0,23	NS	NS	NA	NS	NS	NS	NS	NS	NS	NS	<0,2	NS	<0,25	<0,2	<0,5	<0,22	<0,5	<0,26	NA	NA	NS
MW-2S	8/20/2012		NS	<0,2	<0,23	<0,22	<0,25	<0,23	NS	NS	NS	NS	NS	<0,25	<0,2	<0,25	<0,2	NS	<0,23	NS	NS	NA	NS	NS	NS	NS	NS	NS	NS	<0,2	NS	<0,25	<0,2	<0,5	0,52	<0,5	<0,26	NA	NA	NS
MW-2S	11/14/2012		NS	<0,2	<0,24	<0,2	<0,2	<0,2	NS	NS	NS	NS	NS	<0,22	<0,22	<0,26	<0,25	NS	<0,20	NS	NS	NA	NS	NS	NS	NS	NS	NS	NS	<0,2	NS	<0,31	<0,2	<0,5	<0,26	<0,5	<0,24	NA	NA	NS
MW-2S	3/4/2013		NS	<0,2	<0,24	<0,2	<0,21	<0,2	NS	NS	NS	NS	NS	<0,22	<0,22	<0,26	<0,25	NS	<0,2	NS	NS	NA	NS	NS	NS	NS	NS	NS	NS	<0,2	NS	<0,31	<0,2	<0,5	605	<0,5	<0,24	NA	NA	NS
MW-2S	6/12/2013		NS	0,53	<0,24	<0,2	<0,21	<0,2	NS	NS	NS	NS	NS	<0,22	<0,22	<0,26	<0,25	NS	<0,2	NS	NS	NA	NS	NS	NS	NS	NS	NS	NS	<0,2	NS	<0,31	<0,2	<0,5	14,2	<0,5	<0,24	NA	NA	NS
MW-2S	8/29/2013		NS	<0,2	<0,24	<0,2	<0,21	<0,2	NS	NS	NS	NS	NS	<0,22	1,3	<0,26	<0,25	NS	<0,2	NS	NS	NA	NS	NS	NS	NS	NS	NS	NS	<0,2	NS	<0,31	<0,2	<0,5	241	<0,5	<0,24	NA	NA	NS
MW-2S	12/10/2013		NS	<0,2	<0,24	<0,2	<0,21	<0,2	NS	NS	NS	NS	NS	<0,22	<0,22	<0,26	<0,25	NS	<0,2	NS	NS	NA	NS	NS	NS	NS	NS	NS	NS	<0,2	NS	<0,31	<0,2	<0,5	1,7	<0,5	<0,24	NA	NA	NS
MW-2S	3/21/2014		NS	<0,34	<0,27	<0,32	<0,26	<0,26	NS	NS	NS	NS	NS	<0,29	<0,24	<0,36	<0,20	NS	<0,2	NS	NS	NA	NS	NS	NS	NS	NS	NS	NS	<0,36	NS	<0,40	<0,24	<0,5	0,42	<0,53	<0,33	NA	NA	NS
MW-2S	6/17/2014		NS	<0,34	<0,27	<0,32	<0,26	<0,25	NS	NS	NS	NS	NS	<0,29	<0,24	<0,36	<0,20	NS	<0,2	NS	NS	NA	NS	NS	NS	NS	NS	NS	NS	<0,36	NS	<0,40	<0,24	<0,5	0,43	<0,53	<0,33	NA	NA	NS
MW-2S	12/6/2014		NS	<1,0	<0,50	<1,0	<1,0	<1,0	NS	<5,0	NS	NS	NS	<1,0	<1,0	<2,0	<1,0	NS	<1,0	NS	NA	NA	<5,0	NA	NS	NA	NA	NS	<5,0	<1,0	NA	<1,0	<1,0	<2,0	<1,0	<2,0	<1,0	NA	NA	NS
MW-2S	3/10/2015		NS	<1,0	<1,0	<1,0	<1,0	<1,0	NS	NS	NS	NS	NS	<1,0	<1,0	<1,0	<1,0	NS	<1,0	NS	NS	NA	NS	NS	NS	NS	NS	NS	NS	<1,0	NS	<1,0	<1,0	<2,0	0,48	<2,0	<1,0	NA	NA	NS
MW-2S	6/2/2015		NS	<1,0	<1,0	<1,0	<1,0	<1,0	NS	NS	NS	NS	NS	<1,0	<1,0	<1,0	<1,0	NS	<1,0	NS	NS	<5,0	NS	NS	NS	NS	NS	NS	NS	<1,0	NS	<1,0	<1,0	<2,0	1,3	<2,0	<1,0	<1,0	<1,0	NS
MW-2S	8/11/2015	DUP	NS	<1,0	<1,0	<1,0	<1,0	<1,0	NS	NS	NS	NS	NS	<1,0	<1,0	<1,0	<1,0	NS	<1,0	NS	NS	<5,0	NS	NS	NS	NS	NS	NS	NS	<1,0	NS	<1,0	<1,0	<2,0	1,7	<2,0	<1,0	<1,0	<1,0	NS
MW-2S	8/11/2015		NS	<1,0	<1,0	<1,0	<1,0	<1,0	NS	NS	NS	NS	NS	<1,0	<1,0	<1,0	<1,0	NS	<1,0	NS	NS	<5,0	NS	NS	NS	NS	NS	NS	NS	<1,0	NS	<1,0	<1,0	<2,0	1,5	<2,0	<1,0	<1,0	<1,0	NS
MW-2S	12/17/2015		NS	<1,0	<1,0	<1,0	<1,0	<1,0	NS	NS	NS	NS	NS	<1,0	<1,0	<1,0	<1,0	NS	<1,0	NS	NS	<5,0	NS	NS	NS	NS	NS	NS	NS	<1,0	NS	<1,0	<1,0	<2,0	3,2	<2,0	<1,0	<1,0	<1,0	NS
MW-2S	3/16/2016		NS	<1,0	<1,0	<1,0	<1,0	<1,0	NS	NS	NS	NS	NS	<1,0	<1,0	<1,0	<1,0	NS	<1,0	NS	NS	<5,0	NS	NS	NS	NS	NS	NS	NS	<1,0	NS	<1,0	<1,0	<2,0	3,2	<2,0	<1,0	<1,0	<1,0	NS
MW-2S	6/14/2016		<1,0	<1,0	<1,0	<1,0	<1,0	<1,0	<1,0	<2,0	<2,0	<2,0	<2,0	<1,0	<1,0	<1,0	<1,0	<1,0	<1,0	<1,0	<5,0	NS	<1,0	<10	<1,0	<5,0	<25	<1,0	<1,0	<1,0	0,32	<1,0	<1,0	<2,0	5,2	<2,0	<1,0	<1,0	<1,0	<5,0
MW-2S	9/20/2016		<1,0	<1,0	<1,0	<1,0	<1,0	<1,0	<1,0	<2,0	<2,0	<2,0	<2,0	<1,0	<1,0	<1,0	<1,0	<1,0	<1,0	<1,0	<5,0	NS	<1,0	<10	<1,0	<5,0	<25	<1,0	<1,0	<1,0	<2,0	<1,0	<1,0	<2,0	6,5	<2,0	<1,0	<1,0	<1,0	<5,0
MW-2S	1/19/2017		<1,0	<1,0	<1,0	<1,0	<1,0	<1,0	<1,0	<2,0	<2,0	<2,0	<2,0	<1,0	<1,0	<1,0	<1,0	<1,0	<1,0	<1,0	<5,0	NS	<1,0	<10	<1,0	<5,0	<25	<1,0	<1,0	<1,0	<2,0	<1,0	<1,0	<2,0	5,7	<2,0	<1,0	<1,0	<1,0	<5,0
MW-2S	3/21/2017		<1,0	<1,0	<1,0	<1,0	<1,0	<1,0	<1,0	<2,0	<2,0	<2,0	<2,0	<1,0	<1,0	<1,0	<1,0	<1,0	<1,0	<1,0	<5,0	NS	<1,0	<10	<1,0	<5,0	<25	<1,0	<1,0	<1,0	<2,0	<1,0	<1,0	<2,0	5	<2,0	<1,0	<1,0	<1,0	<5,0
MW-2S	6/29/2017		<1,0	<1,0	<1,0	<1,0	<1,0	<1,0	<1,0	<2,0	<2,0	<2,0	<2,0	<1,0	<1,0	<1,0	<1,0	<1,0	<1,0	<1,0	<5,0	NS	<1,0	<10	<1,0	<5,0	<25	<1,0	<1,0	<1,0	<2,0	<1,0	<1,0	<2,0	7,9	<2,0	<1,0	<1,0	<1,0	<5,0
MW-2S	9/19/2017		<1,0	<1,0	<1,0	<1,0	<1,0	<1,0	<1,0	<2,0	<2,0	<2,0	<2,0	<1,0	<1,0	<1,0	<1,0	<1,0	<1,0	<1,0	<5,0	NS	<1,0	<10	<1,0	<5,0	<25	<1,0	<1,0	<1,0	<2,0	<1,0	<1,0	<2,0	9,7	<2,0	<1,0	<1,0	<1,0	<5,0
MW-2S	1/8/2018		<1,0	<1,0	<1,0	<1,0	<1,0	<1,0	<1,0	<2,0	<2,0	<2,0	<2,0	<1,0	<1,0	<1,0	<1,0	<1,0	<1,0	<1,0	<5,0	NS	<1,0	<10	<1,0	<5,0	<25	<1,0	<1,0	<1,0	<2,0	<1,0	<1,0	<2,0	10,1	<2,0	<1,0	<1,0	<1,0	<5,0
MW-2S	3/13/2018		<1,0	<1,0	<1,0	<1,0	<1,0	<1,0	<1,0	<2,0	<2,0	<2,0	<2,0	<1,0	<1,0	<1,0	<1,0	<1,0	<1,0	<1,0	<5,0	NS	<1,0	<10	<1,0	<5,0	<25	<1,0	<1,0	<1,0	<2,0	<1,0	<1,0	<2,0	7,5	<2,0	<1,0	<1,0	<1,0	<5,0
MW-2S	6/26/2018		<1,0	<1,0	<1,0	<1,0	<1,0	<1,0	<1,0	<2,0	<2,0	<2,0	<2,0	<1,0	<1,0	<1,0	<1,0	<1,0	<1,0	<1,0	<5,0	NS	<1,0	<10	<1,0	<5,0	<25	<1,0	<1,0	<1,0	<2,0	<1,0	<1,0	<2,0	5,5	<2,0	<1,0	<1,0	<1,0	<5,0
MW-2S	10/17/2018		<1,0	<1,0	<1,0	<1,0	<1,0	<1,0	<1,0	<2,0	<2,0	<2,0	<2,0	<1,0	<1,0	<1,0	<1,0	<1,0	<1,0	<1,0	<5,0	NS	<1,0	<10	<1,0	<5,0	<25	<1,0	<1,0	<1,0	<2,0	<1,0	<1,0	<2,0	5,4	<2,0	<1,0	<1,0	<1,0	<5,0
MW-2S	1/23/2019		<1	<1,0	<1,0	<1,0	<1,0	<1,0	<1,0	<2,0	<2,0	<2,0	<2,0	<1,0	<1,0	<1,0	<1,0	<1,0	<1,0	<1,0	<5,0	NS	<1,0	<10	<1,0	<5,0	<25	<1,0	<1,0	<1,0	<2,0	<1,0	<1,0	<2,0	2,6	<2,0	<1,0	<1,0	<1,0	<5,0
MW-2S	4/23/2019		<1	<1,0	<1,0	<1,0	<1,0	<1,0	<1,0	<2,0	<2,0	<2,0	<2,0	<1,0	<1,0	<1,0	<1,0	<1,0	<1,0	<1,0	<5,0	NA	<1,0	<10	<1,0	<5,0	<25	<1,0	<1,0	<1,0	<2,0	<1,0	<1,0	<2,0	1,7	<2,0	<1,0	<1,0	<1,0	<5,0
MW-2S	7/31/2019			<1,0	<1,0	<1,0	<1,0	<1,0	<1,0	<2,0	<2,0	<2,0	<2,0	<1,0	<1,0	<1,0	<1,0	<1,0	<1,0	<1,0	<5,0	NS	<1,0	<10	<1,0	<5,0	<25	<1,0	<1,0	<1,0	<2,0	<1,0	<1,0	<2,0	0,85	<2,0	<1,0	<1,0	<1,0	<5,0
MW-2S	10/30/2019			<1,0	<1,0	<1,0	<1,0	<1,0	<1,0	<2,0	<2,0	<2,0	<2,0	<1,0	<1,0	<1,0	<1,0	<1,0	<1,0	<1,0	<5,0	NS	<1,0	<10	<1,0	<5,0	<25	<1,0	<1,0	<1,0	<2,0	<1,0	<1,0	<2,0	0,47	<2,0	<1,0	<1,0	<1,0	<5,0
MW-2S	1/23/2020		<1,0	<1,0	<1,0	<1,0	<1,0	<1,0	<1,0	<2,0	<2,0	<2,0	<2,0	<1,0	<1,0	<1,0	<1,0	<1,0	<1,0	<1,0	<5,0	NA	<1,0	<10	<1,0	<5,0	<25	<1,0	<1,0	<1,0	<2,0	<1,0	<1,0	<2,0	0,37	<2,0	<1,0	<1,0	<1,0	<5,0
MW-2S	10/21/2020		<1,0	<1,0	<1,0	<1,0	<1,0	<1,0	<1,0	<2,0	<2,0	<2,0	<2,0	<1,0	<1,0	<1,0	<1,0	<1,0	<1,0	<1,0	<5,0	NS	<1,0	<10	<1,0	<5,0	<25	<1,0	<1,0	<1,0	<2,0	<1,0	<1,0	<2,0	0,42 J	<2,0	<1,0	<1,0	<1,0	<5,0
MW-2S	12/14/2021		<1,0	<1,0	<1,0	<1,0	<1,0	<1,0	<1,0	<2,0	<2,0	<2,0	<2,0	<1,0	<1,0	<1,0	<1,0	<1,0	<1,0	<1,0	<5,0	NS	<1,0	<10	<1,0	<5,0	<25	<1,0	<1,0	<1,0	<2,0	<1,0	<1,0	<2,0	<1,0	<2,0	<1,0	<1,0	<1,0	<5,0
MW-2S	11/9/2022		<1,0	<1,0	<1,0	<1,0	<1,0	<1,0	<1,0	<2,0	<2,0	<2,0	<2,0	<1,0	<1,0	<1,0	<1,0	<1,0	<1,0	<1,0	<5,0	NA	<1,0	<10	<1,0	<5,0	<25	<1,0	<1,0	<1,0	<2,0	<1,0	<1,0	<2,0	<1,0	<2,0	<1,0	<1,0	<1,0	<5,0
MW-2S	11/8/2023		<1,0	1	<1,0	<1,0	<1,0	<1,0	<1,0	<2,0	<2,0	<2,0	<2,0	<1,0	<1,0	<1,0	<1,0	<1,0	<1,0	<1,0	<5,0	NA	<1,0	<10	<1,0	<5,0	<25	<1,0	<1,0	<1,0	<2,0	<1,0	<1,0	<2,0	0,3 J	<2,0	<1,0	<1,0	<1,0	<5,0
MW-2S	12/10/2024		<1,0	<1,0	<1,0	<1,0	<1,0	<1,0	<1,0	<5,0	<1,0	<5,0	<1,0	<1,0	<1,0	<1,0	<1,0	<1,0	<1,0	<1,0	<10	NA	<1,0	<10	<1,0	<10	<10	<1,0	<1,0	<1,0	<2,0	<1,0	<1,0	<5,0	<1,0	<1,0	<1,0	<1,0	<1,0	<5,0
MW-3	2/21/2003		NS	<0,2	<0,2	<0,3	<0,2	<0,3	NS	NS	NS	NS	NS	<0,2	<0,2	<0,4	<0,1	NS	<0,2	NS	NS	NA	NS	NS	NS	NS	NS	NS	NS	<0,2	NS	<0,3	<0,2	<0,4	<0,2	<0,3	<1,2	NA	NA	NS
MW-3	6/2/2003		NS	<0,2	<0,3	<0,3	<0,1	<0,3	NS	NS	NS	NS	NS	<0,3	<0,3	<0,2	<0,2	NS	<0,3	NS	NS	NA	NS	NS	NS	NS	NS	NS	NS	<0,4	NS	<0,2	<0,1	<0,2	<0,2	<0,7	<1,3	NA	NA	NS
MW-3	9/1/2003		NS	<0,2	<0,3	<0,3	<0,1	<0,3	NS	NS	NS	NS	NS	<0,4	<0,3	<0,2	<0,2	NS	<0,3	NS	NS	NA	NS	NS	NS	NS	NS	NS	NS	<0,4	NS	<0,2	<0,1	<0,2	<0,2	<0,7	<1,4	NA	NA	NS
MW-3	12/2/2003		NS	<0,2	<0,2	<0,3	<0,2	<0,3	NS	NS	NS	NS	NS	<0,2	<0,2	<0,4	<0,1	NS	<0,2	NS	NS	NA	NS	NS	NS	NS	NS	NS	NS	<0,2	NS	<0,3	<0,2	<0,4	<0,2	<0,3	<1,5	NA	NA	NS
MW-3	3/1/2004	DUP	NS	<0,2	<0,2	<0,3	<0,2	<0,3	NS	NS	NS	NS	NS	<0,2	<0,2	<0,4	<0,1	NS	<0,2	NS	NS	NA	NS	NS	NS	NS	NS	NS	NS	<0,2	NS	<0,3	<0,2	<0,4	<0,2	<0,3	<1,7	NA	NA	NS
MW-3	3/1/2004		NS	<0,2	<0,2	<0,3	<0,2	<0,3	NS	NS	NS	NS	NS	<0,2	<0,2	<0,4	<0,1	NS	<0,2	NS	NS	NA	NS	NS	NS	NS	NS	NS	NS	<0,2	NS	<0,3	<0,2	<0,4	<0,2	<0,3	<1,6	NA	NA	NS
MW-3	5/28/2004		NS	<0,2	<0,2	<0,3	<0,2	<0,3	NS	NS	NS	NS	NS	<0,2	<0,2	<0,4	<0,1	NS	<0,2	NS	NS	NA	NS	NS	NS	NS	NS	NS	NS	<0,2	NS	<0,3	<0,2	<0,4	<0,2	<0,3	<1,8	NA	NA	NS
MW-3	8/31/2004		NS	<0,2	<0,2	<0,3	<0,2	<0,3	NS	NS	NS	NS	NS	<0,2	<0,2	<0,4	<0,1	NS	<0,2	NS	NS	NA	NS	NS	NS	NS	NS	NS	NS	<0,2	NS	<0,3	<0,2	<0,4	<0,2	<0,3	<1,9	NA	NA	NS
MW-3	12/1/2004		NS	<0,2	<0,2	<0,3	<0,2	<0,3	NS	NS	NS	NS	NS	<0,2	<0,2	<0,4	<0,1	NS	<0,2	NS	NS	NA	NS	NS	NS	NS	NS	NS	NS	<0,2	NS	<0,3	<0,2	<0,4	<0,2	<0,3	<1,10	NA	NA	NS
MW-3	2/28/2005		NS	<0,3	<0,2	<0,3	<0,2	<0,3	NS	NS	NS	NS	NS	<0,2	<0,2	<0,4	<0,1	NS	<0,2	NS	NS	NA	NS	NS	NS	NS	NS	NS	NS	<0,2	NS	<0,3	<0,2	<0,4	<0,2	<0,3	<1,11	NA	NA	NS
MW-3	5/27/2005		NS	<0,3	<0,2	<0,3	<0,2	<0,3	NS	NS	NS	NS	NS	<0,2	<0,2	<0,4	<0,1	NS	<0,2	NS	NS	NA	NS	NS	NS	NS	NS	NS	NS	<0,2	NS	<0,3	<0,2	<0,4	<0,2	<0,3	<1,12	NA	NA	NS
MW-3	9/1/2005		NS	<0,3	<0,2	<0,3	<0,2	<0,3	NS	NS	NS	NS	NS	<0,2	<0,2	<0,4	<0,1	NS	<0,2	NS	NS	NA	NS	NS	NS	NS	NS	NS	NS	<0,2	NS	<0,3	<0,2	<0,4	<0,2	<0,3	<1,13	NA	NA	NS
MW-3	12/1/2005		NS	<0,3	<0,2	<0,3	<0,2	<0,3	NS	NS	NS	NS	NS	<0,2	<0,2	<0,4	<0,1	NS	<0,2	NS	NS	NA	NS	NS	NS	NS	NS	NS	NS	<0,2	NS	<0,3	<0,2	<0,4	<0,2	<0,3	<1,14	NA	NA	NS
MW-3	2/28/2006		NS	<0,3	<0,2	<0,3	<0,2	<0,2	NS	NS	NS	NS	NS	<0,2	<0,1	<0,4	<0,2	NS	<0,1	NS	NS	NA	NS	NS	NS	NS	NS	NS	NS	<0,2	NS	<0,3	<0,2	<0,3	<0,2	<0,3	<1,15	NA	NA	NS
MW-3	5/30/2006		NS	<0,3	<0,2	<0,3	<0,2	<0,2	NS	NS	NS	NS	NS	<0,2	<0,1	<0,4	<0,2	NS	<0,1	NS	NS	NA	NS	NS	NS	NS	NS	NS	NS	<0,2	NS	<0,3	<0,2	<0,3	<0,2	<0,3	<1,16	NA	NA	NS
MW-3	7/20/2006		NS	<0,3	<0,2	<0,3	<0,2	<0,2	NS	<0,2	NS	NS	NS	<0,2	<0,1	<0,4	<0,2	NS	<0,1	NS	<2,0	NA	<0,1	<0,6	NS	<2,0	<2,0	NS	<0,3	<0,2	<0,9	<0,3	<0,2	<0,3	<0,2	<0,3	<1,17	NA	NA	NS
MW-3	3/1/2007	DUP	NS	<0,3	<0,2	<0,3	<0,2	<0,2	NS	NS	NS	NS	NS	<0,2	<0,1	<0,4	<0,2	NS	<0,1	NS	NS	NA	NS	NS	NS	NS	NS	NS	NS	<0,2	NS	<0,3	<0,2	<0,3	<0,2	<0,3	<1,19	NA	NA	NS
MW-3	3/1/2007		NS	<0,3	<0,2	<0,3	<0,2	<0,2	NS	NS	NS	NS	NS	<0,2	<0,1	<0,4	<0,2	NS	<0,1	NS	NS	NA	NS	NS	NS	NS	NS	NS	NS	<0,2	NS	<0,3	<0,2	<0,3	<0,2	<0,3	<1,18	NA	NA	NS
MW-3	6/1/2007		NS	<0,3	<0,2	<0,3	<0,2	<0,2	NS	NS	NS	NS	NS	<0,2	<0,1	<0,4	<0,2	NS	<0,1	NS	NS	NA	NS	NS	NS	NS	NS	NS	NS	<0,2	NS	<0,3	<0,2	<0,3	<0,2	<0,3	<1,20	NA	NA	NS
MW-3	8/30/2007		NS	<0,3	NS	NS	<0,2	<0,2	NS	NS	NS	NS	NS	NS	<0,1	NS	NS	NS	NS	NS	NS	NA	NS	NS	NS	NS	NS	NS	NS	NS	NS	NS	<0,3	NS	<0,3	NS	<1,21	NA	NA	NS
MW-3	12/20/2007		NS	<0,3	<0,1	<0,4	<0,5	<0,4	NS	NS	NS	NS	NS	<0,3	<0,2	<0,4	<0,3	NS	<0,2	NS	NS	NA	NS	NS	NS	NS	NS	NS	NS	<0,3	NS	<0,5	<0,2	<0,9	<0,3	<0,4	<1,22	NA	NA	NS
MW-3	3/18/2008		NS	<0,34	<0,14	<0,35	<0,45	<0,36	NS	NS	NS	NS	NS	<0,30	<0,19	<0,44	<0,25	NS	<0,18	NS	NS	NA	NS	NS	NS	NS	NS	NS	NS	<0,29	NS	<0,53	<0,21	<0,85	<0,34	<0,36	<1,23	NA	NA	NS
MW-3	6/20/2008		NS	<0,34	<0,14	<0,35	<0,45	<0,36	NS	NS	NS	NS	NS	<0,30	<0,19	<0,44	<0,25	NS	<0,18	NS	NS	NA	NS	NS	NS	NS	NS	NS	NS	<0,29	NS	<0,53	<0,21	<0,85	<0,34	<0,36	<1,24	NA	NA	NS
MW-3	9/16/2008		NS	<0,37	<0,21	<0,40	<0,37	<0,34	NS	NS	NS	NS	NS	<0,08	<0,43	<0,52	<0,23	NS	<0,20	NS	NS	NA	NS	NS	NS	NS	NS	NS	NS	<0,12	NS	<0,45	<0,24	<0,36	<0,43	<0,39	<1,25	NA	NA	NS
MW-3	12/15/2008		NS	<0,37	<0,21	<0,40	<0,37	<0,34	NS	NS	NS	NS	NS	<0,12	<0,43	<0,52	<0,23	NS	<0,20	NS	NS	NA	NS	NS	NS	NS	NS	NS	NS	<0,28	<0,08	NS	<0,45	<0,24	<0,36	<0,43	<0,39	<1,26	NA	NA	NS
MW-3	3/30/2009		NS	<0,27	<0,33	<0,37	<0,33	<0,24	NS	NS	NS	NS	NS	<0,27	<0,65	<0,2	<0,3	NS	<0,38	NS	NS	NA	NS	NS	NS	NS	NS	NS	NS	<0,37	NS	<0,38	<0,27	<0,3	<0,2	<0,34	<1,27	NA	NA	NS
MW-3	7/10/2009		NS	<0,4	<0,23	<0,34	<0,45	<0,5	NS	NS	NS	NS	NS	<0,32	<0,34	<0,34	<0,34	NS	<0,41	NS	NS	NA	NS	NS	NS	NS	NS	NS	NS	<0,31	NS	<0,51	<0,37	<0,66	<0,37	<0,53	<1,28	NA	NA	NS
MW-3	9/30/2009	DUP	NS	<0,27	<0,33	<0,37	<0,33	<0,24	NS	NS	NS	NS	NS	<0,27	<0,65	<0,20	<0,30	NS	<0,38	NS	NS	NA	NS	NS	NS	NS	NS	NS	NS	<0,37	NS	<0,38	<0,27	<0,30	<0,20	<0,34	<1,30	NA	NA	NS
MW-3	9/30/2009		NS	<0,27	<0,33	<0,37	<0,33	<0,24	NS	NS	NS	NS	NS	<0,27	<0,65	<0,20	<0,30	NS	<0,38	NS	NS	NA	NS	NS	NS	NS	NS	NS	NS	<0,37	NS	<0,38	<0,27	<0,30	<0,20	<0,34	<1,29	NA	NA	NS
MW-3	12/10/2009		NS	<0,35	<0,19	<0,40	<0,35	<0,32	NS	NS	NS	NS	NS	<0,40	<0,44	<0,49	<0,35	NS	<0,26	NS	NS	NA	NS	NS	NS	NS	NS	NS	NS	<0,11	NS	<0,42	<0,23	<0,34	<0,40	<0,40	<1,31	NA	NA	NS
MW-3	3/6/2010		NS	3,1	<0,085	<0,068	<0,050	<0,15	NS	NS	NS	NS	NS	<0,052	1,3	<0,098	<0,092	NS	<0,10	NS	NS	NA	NS	NS	NS	NS	NS	NS	NS	<0,10	NS	<0,082	<0,069	<0,18	<0,083	<0,050	<1,32	NA	NA	NS
MW-3	5/29/2010		NS	1,6	<0,23	<0,34	<0,45	<0,5	NS	NS	NS	NS	NS	<0,32	<0,34	<0,34	<0,34	NS	<0,41	NS	NS	NA	NS	NS	NS	NS	NS	NS	NS	<0,31	NS	<0,51	<0,37	<0,66	<0,37	<0,53	<1,33	NA	NA	NS
MW-3	8/4/2010		NS	0,86	<0,29	<0,29	<0,22	<0,29	NS	NS	NS	NS	NS	<0,26	<0,33	<0,27	<0,29	NS	<0,22	NS	NS	NA	NS	NS	NS	NS	NS	NS	NS	<0,28	NS	<0,34	<0,2	<0,51	<0,25	<0,5	<1,34	NA	NA	NS
MW-3	10/15/2010		NS	<0,22	<0,29

Appendix A
Groundwater Analytical Results - February 2003 - December 2024 (µg/L)
Perma-Fix of South Georgia Inc., Valdosta, GA

			Chlorinated and Non-Chlorinated VOCs																																		
Sample Location	Sample Date	QA/QC Reference	1,1,1,2-Tetrachloroethane	1,1,1-Trichloroethane	1,1,2,2-Tetrachloroethane	1,1,2-Trichloroethane	1,1-Dichloroethane	1,1-Dichloroethene	1,1-Dichloropropene	1,2,3-Trichlorobenzene	1,2,3-Trichloropropane	1,2,4-Trichlorobenzene	1,2-Dibromoethane (EDB) (Ethylene dibromide)	1,2-Dichlorobenzene	1,2-Dichloroethane	1,2-Dichloropropane	1,3-Dichlorobenzene	1,3-Dichloropropane	1,4-Dichlorobenzene (para dichlorobenzene)	2,2-Dichloropropane	2-Butanone (MEK)	2-Chloroethyl Vinyl Ether	2-Chlorotoluene	2-Hexanone	4-Chlorotoluene	4-Methyl-2-Pentanone (MIBK)	Acetone	Bromobenzene	Bromochloromethane (Chlorobromomethane)	Bromodichloromethane (dichlorobromomethane, dichloromethylbromide)	Carbon Disulfide	Carbon Tetrachloride	Chlorobenzene	Chloroethane	Chloroform	Chloromethane	Cis-1,2-Dichloroethene	Cis-1,3-Dichloropropene	Dibromochloromethane (Chlorodibromomethane)	Dibromochloropropane (DBCP) (1,2-Dibromo-3-Chloropropane)
GW Standard			1 [b]	200 [a]	1 [b]	5 [a]	1 [b]	7 [a]	1 [b]	1 [a]	1 [b]	70 [a]	0,05 [a]	600 [a]	5 [a]	5 [a]	1 [b]	1 [a]	75 [a]	1 [b]	10 [b]	--	1 [b]	10 [b]	1 b	10 [b]	10 [b]	1 [b]	1 [b]	80 [a]	2 [b]	5 [a]	100 [a]	5 [b]	80 [a]	1 [b]	70 [a]	1 [b]	80 [a]	0,2 [a]
MW-3	2/28/2012		NS	<0,2	<0,23	<0,22	<0,25	<0,23	NS	NS	NS	NS	NS	<0,25	<0,2	<0,25	<0,2	NS	<0,23	NS	NS	NA	NS	NS	NS	NS	NS	NS	NS	<0,2	NS	<0,25	<0,2	<0,5	<0,22	<0,5	<1,40	NA	NA	NS
MW-3	4/23/2012		NS	<0,2	<0,23	<0,22	<0,25	<0,23	NS	NS	NS	NS	NS	<0,25	<0,2	<0,25	<0,2	NS	<0,23	NS	NS	NA	NS	NS	NS	NS	NS	NS	NS	<0,2	NS	<0,25	<0,2	<0,5	<0,22	<0,5	<1,42	NA	NA	NS
MW-3	8/20/2012		NS	<0,2	<0,23	<0,22	<0,25	<0,23	NS	NS	NS	NS	NS	<0,25	<0,2	<0,25	<0,2	NS	<0,23	NS	NS	NA	NS	NS	NS	NS	NS	NS	NS	<0,2	NS	<0,25	<0,2	<0,5	<0,22	<0,5	<1,43	NA	NA	NS
MW-3	11/14/2012		NS	<0,2	<0,24	<0,2	<0,21	<0,2	NS	NS	NS	NS	NS	<0,22	<0,22	<0,26	<0,23	NS	<0,20	NS	NS	NA	NS	NS	NS	NS	NS	NS	NS	<0,2	NS	<0,31	<0,2	<0,5	<0,26	<0,5	<1,44	NA	NA	NS
MW-3	3/4/2013		NS	<0,2	<0,24	<0,2	<0,21	<0,2	NS	NS	NS	NS	NS	<0,22	<0,22	<0,26	<0,25	NS	<0,2	NS	NS	NA	NS	NS	NS	NS	NS	NS	NS	<0,2	NS	<0,31	<0,2	<0,5	<0,26	<0,5	<1,45	NA	NA	NS
MW-3	6/11/2013	DUP	NS	<0,2	<0,24	<0,2	<0,21	<0,2	NS	NS	NS	NS	NS	<0,22	<0,22	<0,26	<0,25	NS	<0,2	NS	NS	NA	NS	NS	NS	NS	NS	NS	NS	<0,2	NS	<0,31	<0,2	<0,5	<0,26	<0,5	<1,47	NA	NA	NS
MW-3	6/11/2013		NS	<0,2	<0,24	<0,2	<0,21	<0,2	NS	NS	NS	NS	NS	<0,22	<0,22	<0,26	<0,25	NS	<0,2	NS	NS	NA	NS	NS	NS	NS	NS	NS	NS	<0,2	NS	<0,31	<0,2	<0,5	<0,26	<0,5	<1,46	NA	NA	NS
MW-3	8/27/2013		NS	<0,2	<0,24	<0,2	<0,21	<0,2	NS	NS	NS	NS	NS	<0,22	<0,22	<0,26	<0,25	NS	<0,2	NS	NS	NA	NS	NS	NS	NS	NS	NS	NS	<0,2	NS	<0,31	<0,2	<0,5	0,47	<0,5	<1,48	NA	NA	NS
MW-3	12/9/2013	DUP	NS	<0,2	<0,24	<0,2	<0,21	<0,2	NS	NS	NS	NS	NS	<0,22	<0,22	<0,26	<0,25	NS	<0,2	NS	NS	NA	NS	NS	NS	NS	NS	NS	NS	<0,2	NS	<0,31	<0,2	<0,5	0,49	<0,5	<1,50	NA	NA	NS
MW-3	12/9/2013		NS	<0,2	<0,24	<0,2	<0,21	<0,2	NS	NS	NS	NS	NS	<0,22	<0,22	<0,26	<0,25	NS	<0,2	NS	NS	NA	NS	NS	NS	NS	NS	NS	NS	<0,2	NS	<0,31	<0,2	<0,5	<0,26	<0,5	<1,49	NA	NA	NS
MW-3	3/18/2014	DUP	NS	<0,34	<0,27	<0,32	<0,26	<0,25	NS	NS	NS	NS	NS	<0,29	<0,24	<0,36	<0,20	NS	<0,2	NS	NS	NA	NS	NS	NS	NS	NS	NS	NS	<0,26	NS	<0,40	<0,24	<0,5	<0,31	<0,53	<1,52	NA	NA	NS
MW-3	3/18/2014		NS	<0,34	<0,27	<0,32	<0,26	<0,25	NS	NS	NS	NS	NS	<0,29	<0,24	<0,36	<0,20	NS	<0,2	NS	NS	NA	NS	NS	NS	NS	NS	NS	NS	<0,26	NS	<0,40	<0,24	<0,5	<0,31	<0,53	<1,51	NA	NA	NS
MW-3	6/16/2014		NS	<0,34	<0,27	<0,32	<0,26	<0,25	NS	NS	NS	NS	NS	<0,29	<0,24	<0,36	<0,20	NS	<0,2	NS	NS	NA	NS	NS	NS	NS	NS	NS	NS	<0,26	NS	<0,40	<0,24	<0,5	<0,31	<0,53	<1,53	NA	NA	NS
MW-3	12/6/2014		NS	<1,0	<0,50	<1,0	<1,0	<1,0	NS	<5,0	NS	NS	NS	<1,0	<1,0	<2,0	<1,0	NS	<1,0	NS	NA	NA	<5,0	NA	NS	NA	NA	NS	<5,0	<1,0	NA	<1,0	<1,0	<2,0	<1,0	<2,0	<1,54	NA	NA	NS
MW-3	3/10/2015		NS	<1,0	<1,0	<1,0	<1,0	<1,0	NS	NS	NS	NS	NS	<1,0	<1,0	<1,0	<1,0	NS	<1,0	NS	NS	NA	NS	NS	NS	NS	NS	NS	NS	<1,0	NS	<1,0	<1,0	<2,0	<1,0	<2,0	<1,55	NA	NA	NS
MW-3	6/2/2015		NS	<1,0	<1,0	<1,0	<1,0	<1,0	NS	NS	NS	NS	NS	<1,0	<1,0	<1,0	<1,0	NS	<1,0	NS	NS	<5,0	NS	NS	NS	NS	NS	NS	NS	<1,0	NS	<1,0	<1,0	<2,0	<1,0	<2,0	<1,56	<1,0	<1,0	NS
MW-3	8/11/2015		NS	<1,0	<1,0	<1,0	<1,0	<1,0	NS	NS	NS	NS	NS	<1,0	<1,0	<1,0	<1,0	NS	<1,0	NS	NS	<5,0	NS	NS	NS	NS	NS	NS	NS	<1,0	NS	<1,0	<1,0	<2,0	<1,0	<2,0	<1,57	<1,0	<1,0	NS
MW-3	12/17/2015		NS	<1,0	<1,0	<1,0	<1,0	<1,0	NS	NS	NS	NS	NS	<1,0	<1,0	<1,0	<1,0	NS	<1,0	NS	NS	<5,0	NS	NS	NS	NS	NS	NS	NS	<1,0	NS	<1,0	<1,0	<2,0	<1,0	<2,0	<1,58	<1,0	<1,0	NS
MW-3	3/16/2016		NS	<1,0	<1,0	<1,0	<1,0	<1,0	NS	NS	NS	NS	NS	<1,0	<1,0	<1,0	<1,0	NS	<1,0	NS	NS	<5,0	NS	NS	NS	NS	NS	NS	NS	<1,0	NS	<1,0	<1,0	<2,0	<1,0	<2,0	<1,59	<1,0	<1,0	NS
MW-3	6/14/2016	DUP	<1,0	<1,0	<1,0	<1,0	<1,0	<1,0	<1,0	<2,0	<2,0	<2,0	<2,0	<1,0	<1,0	<1,0	<1,0	<1,0	<1,0	<1,0	<1,0	<5,0	NS	<1,0	<10	<1,0	<5,0	<25	<1,0	<1,0	<1,0	<1,0	<2,0	<1,0	<2,0	<1,60	<1,0	<1,0	<5,0
MW-3	6/14/2016		<1,0	<1,0	<1,0	<1,0	<1,0	<1,0	<1,0	<2,0	<2,0	<2,0	<2,0	<1,0	<1,0	<1,0	<1,0	<1,0	<1,0	<1,0	<1,0	<5,0	NS	<1,0	<10	<1,0	<5,0	<25	<1,0	<1,0	<1,0	<1,0	<2,0	<1,0	<2,0	<1,61	<1,0	<1,0	<5,0
MW-3	9/20/2016		<1,0	<1,0	<1,0	<1,0	<1,0	<1,0	<1,0	<2,0	<2,0	<2,0	<2,0	<1,0	<1,0	<1,0	<1,0	<1,0	<1,0	<1,0	<1,0	<5,0	NS	<1,0	<10	<1,0	<5,0	<25	<1,0	<1,0	<1,0	<1,0	<2,0	<1,0	<2,0	<1,62	<1,0	<1,0	<5,0
MW-3	1/19/2017		<1,0	<1,0	<1,0	<1,0	<1,0	<1,0	<1,0	<2,0	<2,0	<2,0	<2,0	<1,0	<1,0	<1,0	<1,0	<1,0	<1,0	<1,0	<1,0	<5,0	NS	<1,0	<10	<1,0	<5,0	<25	<1,0	<1,0	<1,0	<1,0	<2,0	<1,0	<2,0	<1,63	<1,0	<1,0	<5,0
MW-3	3/21/2017		<1,0	<1,0	<1,0	<1,0	<1,0	<1,0	<1,0	<2,0	<2,0	<2,0	<2,0	<1,0	<1,0	<1,0	<1,0	<1,0	<1,0	<1,0	<1,0	<5,0	NS	<1,0	<10	<1,0	<5,0	<25	<1,0	<1,0	<1,0	<1,0	<2,0	<1,0	<2,0	<1,0	<1,0	<1,0	<5,0
MW-3	6/28/2017		<1,0	<1,0	<1,0	<1,0	<1,0	<1,0	<1,0	<2,0	<2,0	<2,0	<2,0	<1,0	<1,0	<1,0	<1,0	<1,0	<1,0	<1,0	<1,0	<5,0	NS	<1,0	<10	<1,0	<5,0	<25	<1,0	<1,0	<1,0	<1,0	<2,0	<1,0	<2,0	<1,0	<1,0	<1,0	<5,0
MW-3	9/19/2017		<1,0	<1,0	<1,0	<1,0	<1,0	<1,0	<1,0	<2,0	<2,0	<2,0	<2,0	<1,0	<1,0	<1,0	<1,0	<1,0	<1,0	<1,0	<1,0	<5,0	NS	<1,0	<10	<1,0	<5,0	<25	<1,0	<1,0	<1,0	<1,0	<2,0	<1,0	<2,0	<1,0	<1,0	<1,0	<5,0
MW-3	1/8/2018		<1,0	<1,0	<1,0	<1,0	<1,0	<1,0	<1,0	<2,0	<2,0	<2,0	<2,0	<1,0	<1,0	<1,0	<1,0	<1,0	<1,0	<1,0	<1,0	<5,0	NS	<1,0	<10	<1,0	<5,0	<25	<1,0	<1,0	<1,0	<1,0	<2,0	<1,0	<2,0	<1,0	<1,0	<1,0	<5,0
MW-3	3/13/2018		<1,0	<1,0	<1,0	<1,0	<1,0	<1,0	<1,0	<2,0	<2,0	<2,0	<2,0	<1,0	<1,0	<1,0	<1,0	<1,0	<1,0	<1,0	<1,0	<5,0	NS	<1,0	<1,00	<1,0	<5,0	<25	<1,0	<1,0	<1,0	<1,0	<2,0	<1,0	<2,0	<1,0	<1,0	<1,0	<5,0
MW-3	6/26/2018		<1,0	<1,0	<1,0	<1,0	<1,0	<1,0	<1,0	<2,0	<2,0	<2,0	<2,0	<1,0	<1,0	<1,0	<1,0	<1,0	<1,0	<1,0	<1,0	<5,0	NS	<1,0	<10	<1,0	<5,0	<25	<1,0	<1,0	<1,0	<1,0	<2,0	<1,0	<2,0	<1,0	<1,0	<1,0	<5,0
MW-3	10/17/2018		<1,0	<1,0	<1,0	<1,0	<1,0	<1,0	<1,0	<2,0	<2,0	<2,0	<2,0	<1,0	<1,0	<1,0	<1,0	<1,0	<1,0	<1,0	<1,0	<5,0	NS	<1,0	<10	<1,0	<5,0	<25	<1,0	<1,0	<1,0	<1,0	<2,0	<1,0	<2,0	<1,0	<1,0	<1,0	<5,0
MW-3	1/22/2019		<1,0	<1,0	<1,0	<1,0	<1,0	<1,0	<1,0	<2,0	<2,0	<2,0	<2,0	<1,0	<1,0	<1,0	<1,0	<1,0	<1,0	<1,0	<1,0	<5,0	NS	<1,0	<10	<1,0	<5,0	<25	<1,0	<1,0	<1,0	<1,0	<2,0	<1,0	<2,0	<1,0	<1,0	<1,0	<5,0
MW-3	4/23/2019		<1,0	<1,0	<1,0	<1,0	<1,0	<1,0	<1,0	<2,0	<2,0	<2,0	<2,0	<1,0	<1,0	<1,0	<1,0	<1,0	<1,0	<1,0	<1,0	<5,0	NS	<1,0	<10	<1,0	<5,0	<25	<1,0	<1,0	<1,0	<1,0	<2,0	<1,0	<2,0	<1,0	<1,0	<1,0	<5,0
MW-3	7/30/2019		<1,0	<1,0	<1,0	<1,0	<1,0	<1,0	<1,0	<2,0	<2,0	<2,0	<2,0	<1,0	<1,0	<1,0	<1,0	<1,0	<1,0	<1,0	<1,0	<5,0	NS	<1,0	<10	<1,0	<5,0	<25	<1,0	<1,0	<1,0	<1,0	<2,0	<1,0	<2,0	<1,0	<1,0	<1,0	<5,0
MW-3	10/30/2019		<1,0	<1,0	<1,0	<1,0	<1,0	<1,0	<1,0	<2,0	<2,0	<2,0	<2,0	<1,0	<1,0	<1,0	<1,0	<1,0	<1,0	<1,0	<1,0	<5,0	NS	<1,0	<10	<1,0	<5,0	<25	<1,0	<1,0	<1,0	<1,0	<2,0	<1,0	<2,0	<1,0	<1,0	<1,0	<5,0
MW-3	10/30/2019	DUP	<1,0	<1,0	<1,0	<1,0	<1,0	<1,0	<1,0	<2,0	<2,0	<2,0	<2,0	<1,0	<1,0	<1,0	<1,0	<1,0	<1,0	<1,0	<1,0	<5,0	NS	<1,0	<10	<1,0	<5,0	<25	<1,0	<1,0	<1,0	<1,0	<2,0	<1,0	<2,0	<1,0	<1,0	<1,0	<5,0
MW-3	1/22/2020		<1,0	<1,0	<1,0	<1,0	<1,0	<1,0	<1,0	<2,0	<2,0	<2,0	<2,0	<1,0	<1,0	<1,0	<1,0	<1,0	<1,0	<1,0	<1,0	<5,0	NS	<1,0	<10	<1,0	<5,0	<25	<1,0	<1,0	<1,0	<1,0	<2,0	<1,0	<2,0	<1,0	<1,0	<1,0	<5,0
MW-3	10/21/2020		<1,0	<1,0	<1,0	<1,0	<1,0	<1,0	<1,0	<2,0	<2,0	<2,0	<2,0	<1,0	<1,0	<1,0	<1,0	<1,0	<1,0	<1,0	<1,0	<5,0	NS	<1,0	<10	<1,0	<5,0	<25	<1,0	<1,0	<1,0	<1,0	<2,0	<1,0	<2,0	<1,0	<1,0	<1,0	<5,0
MW-3	4/22/2021		<1,0	<1,0	<1,0	<1,0	<1,0	<1,0	NA	NA	<2,0	<2,0	<2,0	<1,0	<1,0	<1,0	<1,0	NA	<1,0	NA	<5,0	NS	NA	<10	NA	<5,0	<25	NA	Na	<1,0	<2,0	<1,0	<1,0	<2,0	<1,0	0,56 J	NA	<1,0	<1,0	NA
MW-3	4/22/2021	DUP	<1,0	<1,0	<1,0	<1,0	<1,0	<1,0	<1,0	<2,0	<2,0	<2,0	<2,0	<1,0	<1,0	<1,0	<1,0	<1,0	<1,0	<1,0	<1,0	<5,0	NS	<1,0	<10	<1,0	<5,0	<25	<1,0	<1,0	<1,0	<1,0	<2,0	<1,0	<2,0	<1,0	<1,0	<1,0	<5,0
MW-3	12/14/2021		<1,0	<1,0	<1,0	<1,0	<1,0	<1,0	<1,0	<2,0	<2,0	<2,0	<2,0	<1,0	<1,0	<1,0	<1,0	<1,0	<1,0	<1,0	<1,0	<5,0	NS	<1,0	<10	<1,0	<5,0	<25	<1,0	<1,0	<1,0	<1,0	<2,0	<1,0	<2,0	<1,0	<1,0	<1,0	<5,0
MW-3	5/18/2022		<1,0	<1,0	<1,0	<1,0	<1,0	<1,0	<1,0	<2,0	<2,0	<2,0	<2,0	<1,0	<1,0	<1,0	<1,0	<1,0	<1,0	<1,0	<1,0	<5,0	NS	<1,0	<10	<1,0	<5,0	<25	<1,0	<1,0	<1,0	<1,0	<2,0	<1,0	<2,0	<1,0	<1,0	<1,0	<5,0
MW-3	11/9/2022		<1,0	<1,0	<1,0	<1,0	<1,0	<1,0	<1,0	<2,0	<2,0	<2,0	<2,0	<1,0	<1,0	<1,0	<1,0	<1,0	<1,0	<1,0	<1,0	<5,0	NA	<1,0	<10	<1,0	<5,0	<25	<1,0	<1,0	<1,0	<1,0	<2,0	<1,0	<2,0	<1,0	<1,0	<1,0	<5,0
MW-3	4/19/2023		<1,0	<1,0	<1,0	<1,0	<1,0	<1,0	<1,0	<2,0	<2,0	<2,0	<2,0	<1,0	<1,0	<1,0	<1,0	<1,0	<1,0	<1,0	<1,0	<5,0	NA	<1,0	<10	<1,0	<5,0	<25	<1,0	<1,0	<1,0	<1,0	<2,0	<1,0	<2,0	<1,0	<1,0	<1,0	<5,0
MW-3	11/8/2023		<1,0	<1,0	<1,0	<1,0	<1,0	<1,0	<1,0	<2,0	<2,0	<2,0	<2,0	<1,0	<1,0	<1,0	<1,0	<1,0	<1,0	<1,0	<1,0	<5,0	NA	<1,0	<10	<1,0	<5,0	<25	<1,0	<1,0	<1,0	<1,0	<2,0	<1,0	<2,0	<1,0	<1,0	<1,0	<5,0
MW-3	4/30/2024		<1,0	<1,0	<1,0	<1,0	<1,0	<1,0	<1,0	<5,0	<1,0	<5,0	<1,0	<1,0	<1,0	<1,0	<1,0	<1,0	<1,0	<1,0	<1,0	<10	NA	<1,0	<10	<1,0	<10	<10	<1,0	<1,0	<1,0	<1,0	<2,0	<1,0	<2,0	<1,0	<1,0	<1,0	<5,0
MW-3	12/6/2024		<1,0	<1,0	<1,0	<1,0	<1,0	<1,0	<1,0	<5,0	<1,0	<5,0	<1,0	<1,0	<1,0	<1,0	<1,0	<1,0	<1,0	<1,0	<1,0	<10	NA	<1,0	<10	<1,0	<10	<10	<1,0	<1,0	<1,0	<1,0	<2,0	<1,0	<2,0	<1,0	<1,0	<1,0	<5,0
MW-4S	2/21/2003	DUP	NS	<0,2	<0,2	<0,3	3,4	<0,3	NS	NS	NS	NS	NS	<0,2	<0,2	<0,4	<0,1	NS	<0,2	NS	NS	NA	NS	NS	NS	NS	NS	NS	NS	<0,2	NS	<0,3	<0,2	9,8	<0,2	<0,3	<1,65	NA	NA	NS
MW-4S	2/21/2003		NS	<0,2	<0,2	<0,3	3,5	<0,3	NS	NS	NS	NS	NS	<0,2	<0,2	<0,4	<0,1	NS	<0,2	NS	NS	NA	NS	NS	NS	NS	NS	NS	NS	<0,2	NS	<0,3	<0,2	8,1	<0,2	<0,3	<1,64	NA	NA	NS
MW-4S	6/2/2003		NS	<0,2	<0,3	<0,3	<0,1	<0,3	NS	NS	NS	NS	NS	<0,3	<0,3	<0,2	<0,2	NS	<0,3	NS	NS	NA	NS	NS	NS	NS	NS	NS	NS	<0,4	NS	<0,2	<0,1	5	<0,2	<0,7	<1,66	NA	NA	NS
MW-4S	9/1/2003		NS	<0,2	<0,3	<0,3	<0,1	<0,3	NS	NS	NS	NS	NS	<0,3	<0,3	<0,2	<0,2	NS	<0,3	NS	NS	NA	NS	NS	NS	NS	NS	NS	NS	<0,4	NS	<0,2	<0,1	<0,2	<0,2	<0,7	<1,67	NA	NA	NS
MW-4S	12/2/2003		NS	<0,2	<0,2	<0,3	5,2	<0,3	NS	NS	NS	NS	NS	<0,2	<0,2	<0,4	<0,1	NS	<0,2	NS	NS	NA	NS	NS	NS	NS	NS	NS	NS	<0,2	NS	<0,3	<0,2	12	<0,2	<0,3	<1,68	NA	NA	NS
MW-4S	3/1/2004		NS	<0,2	<0,2	<0,3	3,1	<0,3	NS	NS	NS	NS	NS	<0,2	<0,2	<0,4	<0,1	NS	<0,2	NS	NS	NA	NS	NS	NS	NS	NS	NS	NS	<0,2	NS	<0,3	<0,2	5,7	<0,2	<0,3	<1,69	NA	NA	NS
MW-4S	5/28/2004		NS	<0,2	<0,2	<0,3	6,8	<0,3	NS	NS	NS	NS	NS	<0,2	<0,2	<0,4	<0,1	NS	<0,2	NS	NS	NA	NS	NS	NS	NS	NS	NS	NS	<0,2	NS	<0,3	<0,2	11	<0,2	<0,3	<1,70	NA	NA	NS
MW-4S	8/31/2004		NS	<0,2	<0,2	<0,3	4,4	<0,3	NS	NS	NS	NS	NS	<0,2	<0,2	<0,4	<0,1	NS	<0,2	NS	NS	NA	NS	NS	NS	NS	NS	NS	NS	<0,2	NS	<0,3	<0,2	6,2	<0,2	<0,3	<1,71	NA	NA	NS
MW-4S	12/1/2004		NS	<0,2	<0,2	<0,3	7	<0,3	NS	NS	NS	NS	NS	<0,2	<0,2	<0,4	<0,1	NS	<0,2	NS	NS	NA	NS	NS	NS	NS	NS	NS	NS	<0,2	NS	<0,3	<0,2	8	<0,2	<0,3	<1,72	NA	NA	NS
MW-4S	2/28/2005	DUP	NS	<0,3	<0,2	<0,3	21	<0,3	NS	NS	NS	NS	NS	<0,2	<0,2	<0,4	<0,1	NS	<0,2	NS	NS	NA	NS	NS	NS	NS	NS	NS	NS	<0,2	NS	<0,3	<0,2	31	<0,2	<0,3	<1,74	NA	NA	NS
MW-4S	2/28/2005		NS	<0,3	<0,2	<0,3	28	2	NS	NS	NS	NS	NS	<0,2	<0,2	<0,4	<0,1	NS	<0,2	NS	NS	NA	NS	NS	NS	NS	NS	NS	NS	<0,2	NS	<0,3	<0,2	44	<0,2	<0,3	<1,73	NA	NA	NS
MW-4S	5/27/2005		NS	<0,3	<0,2	<0,3	2	<0,3	NS	NS	NS	NS	NS	<0,2	<0,2	<0,4	<0,1	NS	<0,2	NS	NS	NA	NS	NS	NS	NS	NS	NS	NS	<0,2	NS	<0,3	<0,2	5	<0,2	<0,3	<1,75	NA	NA	NS
MW-4S	9/1/2005		NS	<0,3	<0,2	<0,3	5	<0,3	NS	NS	NS	NS	NS	<0,2	<0,2	<0,4	<0,1	NS	<0,2	NS	NS	NA	NS	NS	NS	NS	NS	NS	NS	<0,2	NS	<0,3	<0,2	11	<0,2	<0,3	<1,76	NA	NA	NS
MW-4S	12/1/2005	DUP	NS	<0,3	<0,2	<0,3	5	<0,3	NS	NS	NS	NS	NS	<0,2	<0,2	<0,4	<0,1	NS	<0,2	NS	NS	NA	NS	NS	NS	NS	NS	NS	NS	<0,2	NS	<0,3	<0,2	9	<0,2	<0,3	<1,78	NA	NA	NS
MW-4S	12/1/2005		NS	<0,3	<0,2	<0,3	4	<0,3	NS	NS	NS	NS	NS	<0,2	<0,2	<0,4	<0,1	NS	<0,2	NS	NS	NA	NS	NS	NS	NS	NS	NS	NS	<0,2	NS	<0,3	<0,2	9	<0,2	<0,3	<1,77	NA	NA	NS
MW-4S	2/28/2006		NS	<0,3	<0,2	<0,3	3,9	0,6	NS	NS	NS	NS	NS	<0,2	<0,1	<0,4	<0,2	NS	<0,1	NS	NS	NA	NS	NS	NS	NS	NS	NS	NS	<0,2	NS	<0,3	<0,2	5,2	<0,2	<0,3	<1,79	NA	NA	NS
MW-4S	5/30/2006		NS	<0,3	<0,2	<0,3	4	<0,2	NS	NS	NS	NS	NS	<0,2	<0,1	<0,4	<0,2	NS	0,2	NS	NS	NA	NS	NS	NS	NS	NS	NS	NS	<0,2	NS	<0,3	<0,2	9,5	0,3	<0,3	<1,80	NA	NA	NS
MW-4S	7/20/2006		NS	<0,3	<0,2	<0,3	6	<0,2	NS	<0,2	NS	NS	NS	<0,2	<0,1	<0,4	<0,2	NS	<0,1	NS	<2,0	NA	<0,1	<0,6	NS	<2,0	<2,0	NS	<0,3	<0,2	<0,9	<0,3	<0,2	9,5	<0,2	<0,3	<1,81	NA	NA	NS
MW-4S	3/1/2007		NS	<0,3	<0,2	<0,3	3,9	0,4	NS	NS	NS	NS	NS	<0,2	<0,1	<0,4	<0,2	NS	<0,1	NS	NS	NA	NS	NS	NS	NS	NS	NS	NS	<0,2	NS	<0,3	<0,2	1,6	<0,2	<0,3	<1,82	NA	NA	NS
MW-4S	6/1/2007		NS	9,1	<0,2	<0,3	16	7	NS	NS	NS	NS	NS	<0,2	<0,1	<0,4	<0,2	NS	<0,1	NS	NS	NA	NS	NS	NS	NS	NS	NS	NS	0,4	NS	<0,3	<0,2	15	0,8	<0,3	<1,83	NA	NA	NS
MW-4S	8/30/2007		NS	4,3	NS	NS	22	9	NS	NS	NS	NS	NS	NS	0,9	NS	NS	NS	NS	NS	NS	NA	NS	NS	NS	NS	NS	NS	NS	NS	NS	NS	NS	11	NS	NS	<1,84	NA	NA	NS
MW-4S	12/20/2007		NS	<0,3	<0,1	<0,4	4,9	<0,4	NS	NS	NS	NS	NS	<0,3	<0,2	<0,4	<0,3	NS	<0,2	NS	NS	NA	NS	NS	NS	NS	NS	NS	NS	<0,3	NS	<0,5	<0,2	6	<0,3	<0,4	<1,85	NA	NA	NS
MW-4S	3/18/2008		NS	0,52	<0,14	<0,35	4	<0,36	NS	NS	NS	NS	NS	<0,30	<0,19	<0,44	<0,25	NS	<0,18	NS	NS	NA	NS	NS	NS	NS	NS	NS	NS	<0,29	NS	<0,53	<0,21	4,1	<0,34	<0,36	<1,86	NA	NA	NS
MW-4S	6/20/2008		NS	<0,34	<0,14	<0,35	2,3	<0,36	NS	NS	NS	NS	NS	<0,30	<0,19	<0,44	<0,25	NS	<0,18	NS	NS	NA	NS	NS	NS	NS	NS	NS	NS	<0,29	NS	<0,53	<0,21	2,8	<0,34	<0,36	<1,87	NA	NA	NS
MW-4S	9/23/2008		NS	<0,37	<0,21	<0,40	3	<0,34	NS	NS	NS	NS	NS	<0,08	<0,43	<0,52	<0,23	NS	<0,20	NS	NS	NA	NS	NS	NS	NS	NS	NS	NS	<0,12	NS	<0,45	<0,24	<0,36	<0,43	<0,39	<1,88	NA	NA	NS
MW-4S	12/15/2008		NS	<0,37	<0,21	<0,40	1,8	0,72	NS	NS	NS	NS	NS	<0,12	<0,43	<0,52	<0,23	NS	<0,20	NS	NS	NA	NS	NS	NS	NS	NS	NS	NS	<0,28	<0,08	NS	<0,45	<0,24	<0,36	<0,43	<0,39	<1,89	NA	NA	NS
MW-4S	3/30/2009		NS	1,3	<0,33	<0,37	20	0,73	NS	NS	NS	NS	NS	<0,27	<0,65	<0,2	<0,3	NS	<0,38	NS	NS	NA	NS	NS	NS	NS	NS	NS	NS	NS	<0,37	NS	<0,38	<0,27	4	<0,2	<0,34	<1,90	NA	NA	NS
MW-4S	7/10/2009		NS	<0,4	<0,23	<0,34	1,9	<0,5	NS	NS	NS	NS	NS	<0,32	<0,34	<0,34	<0,34	NS	<0,41	NS	NS	NA	NS	NS	NS	NS	NS	NS	NS	<0,31	NS	<0,51	<0,37	1,9	<0,37	<0,53	<1,91	NA	NA	NS
MW-4S	9/30/2009		NS	0,41	<0,33	<0,37

Appendix A
Groundwater Analytical Results - February 2003 - December 2024 (µg/L)
Perma-Fix of South Georgia Inc., Valdosta, GA

			Chlorinated and Non-Chlorinated VOCs																																		
Sample Location	Sample Date	QA/QC Reference	1,1,1,2-Tetrachloroethane	1,1,1-Trichloroethane	1,1,2,2-Tetrachloroethane	1,1,2-Trichloroethane	1,1-Dichloroethane	1,1-Dichloroethene	1,1-Dichloropropene	1,2,3-Trichlorobenzene	1,2,3-Trichloropropane	1,2,4-Trichlorobenzene	1,2-Dibromoethane (EDB) (Ethylene dibromide)	1,2-Dichlorobenzene	1,2-Dichloroethane	1,2-Dichloropropane	1,3-Dichlorobenzene	1,3-Dichloropropane	1,4-Dichlorobenzene (para dichlorobenzene)	2,2-Dichloropropane	2-Butanone (MEK)	2-Chloroethyl Vinyl Ether	2-Chlorotoluene	2-Hexanone	4-Chlorotoluene	4-Methyl-2-Pentanone (MIBK)	Acetone	Bromobenzene	Bromochloromethane (Chlorobromomethane)	Bromodichloromethane (dichlorobromomethane, dichloromethylbromide)	Carbon Disulfide	Carbon Tetrachloride	Chlorobenzene	Chloroethane	Chloroform	Chloromethane	Cis-1,2-Dichloroethene	Cis-1,3-Dichloropropene	Dibromochloromethane (Chlorodibromomethane)	Dibromochloropropane (DBCP) (1,2-Dibromo-3-Chloropropane)
GW Standard			1 [b]	200 [a]	1 [b]	5 [a]	1 [b]	7 [a]	1 [b]	1 [a]	1 [b]	70 [a]	0,05 [a]	600 [a]	5 [a]	5 [a]	1 [b]	1 [a]	75 [a]	1 [b]	10 [b]	--	1 [b]	10 [b]	1 b	10 [b]	10 [b]	1 [b]	1 [b]	80 [a]	2 [b]	5 [a]	100 [a]	5 [b]	80 [a]	1 [b]	70 [a]	1 [b]	80 [a]	0,2 [a]
MW-4S	5/27/2011		NS	0.69	<0.23	<0.22	6.5	1.4	NS	NS	NS	NS	NS	0.25	<0.20	0.3	<0.20	NS	<0.23	NS	NS	NA	NS	NS	NS	NS	NS	NS	<0.20	NS	<0.25	<0.20	4.4	<0.22	<0.50	<1.99	NA	NA	NS
MW-4S	8/24/2011		NS	<0.2	<0.23	<0.22	4.5	<0.23	NS	NS	NS	NS	NS	0.29	<0.2	<0.25	<0.2	NS	<0.23	NS	NS	NA	NS	NS	NS	NS	NS	NS	<0.2	NS	<0.25	<0.2	4.6	<0.22	<0.5	<1.100	NA	NA	NS
MW-4S	11/15/2011		NS	0.46	<0.23	<0.22	5.4	0.91	NS	NS	NS	NS	NS	<0.25	0.33	<0.25	<0.2	NS	<0.23	NS	NS	NA	NS	NS	NS	NS	NS	NS	<0.2	NS	<0.25	<0.2	4.9	<0.22	<0.5	<1.101	NA	NA	NS
MW-4S	2/28/2012		NS	<0.2	<0.23	<0.22	2.2	<0.23	NS	NS	NS	NS	NS	<0.25	0.23	<0.25	<0.2	NS	<0.23	NS	NS	NA	NS	NS	NS	NS	NS	NS	<0.2	NS	<0.25	<0.2	2.2	<0.22	<0.5	<1.102	NA	NA	NS
MW-4S	4/23/2012		NS	0.28	<0.23	<0.22	4.7	1.2	NS	NS	NS	NS	NS	<0.25	0.3	<0.25	<0.2	NS	<0.23	NS	NS	NA	NS	NS	NS	NS	NS	NS	<0.2	NS	<0.25	<0.2	0.87	0.25	<0.5	<1.103	NA	NA	NS
MW-4S	8/20/2012		NS	0.31	<0.23	<0.22	2.1	0.51	NS	NS	NS	NS	NS	<0.25	<0.2	<0.25	<0.2	NS	<0.23	NS	NS	NA	NS	NS	NS	NS	NS	NS	<0.2	NS	<0.25	<0.2	1.2	<0.22	<0.5	<1.104	NA	NA	NS
MW-4S	11/14/2012		NS	1	<0.24	<0.2	2.9	0.45	NS	NS	NS	NS	NS	<0.22	<0.22	<0.26	<0.25	NS	<0.2	NS	NS	NA	NS	NS	NS	NS	NS	NS	<0.2	NS	<0.31	<0.2	1.8	<0.26	<0.5	<1.105	NA	NA	NS
MW-4S	3/4/2013		NS	<0.2	<0.24	<0.2	1.2	0.45	NS	NS	NS	NS	NS	<0.22	<0.22	<0.26	<0.25	NS	<0.2	NS	NS	NA	NS	NS	NS	NS	NS	NS	<0.2	NS	<0.31	<0.2	0.79	<0.26	<0.5	<1.106	NA	NA	NS
MW-4S	6/12/2013		NS	<0.2	<0.24	<0.2	2.9	0.59	NS	NS	NS	NS	NS	<0.22	<0.22	<0.26	<0.25	NS	<0.2	NS	NS	NA	NS	NS	NS	NS	NS	NS	<0.2	NS	<0.31	<0.2	0.63	<0.26	<0.5	<1.107	NA	NA	NS
MW-4S	8/28/2013		NS	0.54	<0.24	<0.2	1.9	<0.20	NS	NS	NS	NS	NS	0.31	<0.22	<0.26	<0.25	NS	<0.2	NS	NS	NA	NS	NS	NS	NS	NS	NS	<0.2	NS	<0.31	<0.2	0.92	<0.26	<0.5	<1.108	NA	NA	NS
MW-4S	12/11/2013		NS	<0.2	<0.24	<0.2	4.7	<0.20	NS	NS	NS	NS	NS	<0.22	<0.22	<0.26	<0.25	NS	<0.2	NS	NS	NA	NS	NS	NS	NS	NS	NS	<0.2	NS	<0.31	<0.2	<0.50	<0.26	<0.5	<1.109	NA	NA	NS
MW-4S	3/19/2014		NS	<0.34	<0.27	<0.32	<0.26	<0.25	NS	NS	NS	NS	NS	<0.29	<0.24	<0.36	<0.20	NS	<0.2	NS	NS	NA	NS	NS	NS	NS	NS	NS	<0.26	NS	<0.40	<0.24	<0.50	<0.31	<0.53	<1.110	NA	NA	NS
MW-4S	6/17/2014		NS	3.3	<0.27	<0.32	6.8	12.7	NS	NS	NS	NS	NS	<0.29	<0.24	<0.36	<0.20	NS	<0.2	NS	NS	NA	NS	NS	NS	NS	NS	NS	<0.26	NS	<0.40	<0.24	1.8	<0.31	<0.53	<1.111	NA	NA	NS
MW-4S	12/8/2014		NS	0.84	<0.50	<1.0	4.8	3.5	NS	<5.0	NS	NS	NS	<1.0	<1.0	<2.0	<1.0	NS	<1.0	NS	NA	NA	<5.0	NA	NS	NS	NA	NA	<5.0	<1.0	NA	<1.0	<1.0	<2.0	<1.0	<2.0	<1.112	NA	NA	NS
MW-4S	3/12/2015		NS	2,7	<1,0	<1,0	10	16,8	NS	NS	NS	NS	NS	<1,0	0,37	<1,0	<1,0	NS	<1,0	NS	NS	NA	NS	NS	NS	NS	NS	NS	NS	<1,0	NS	<1,0	<1,0	0,78	0,31	<2,0	<1,113	NA	NA	NS
MW-4S	6/3/2015		NS	1	<1,0	<1,0	14,6	3,4	NS	NS	NS	NS	NS	0,24	0,38	<1,0	<1,0	NS	<1,0	NS	NS	<5,0	NS	NS	NS	NS	NS	NS	<1,0	NS	<1,0	<1,0	1,3	7,6	<2,0	<1,114	<1,0	<1,0	NS
MW-4S	8/14/2015		NS	<1,0	<1,0	<1,0	8,8	<1,0	NS	NS	NS	NS	NS	0,76	<1,0	<1,0	<1,0	NS	<1,0	NS	NS	<5,0	NS	NS	NS	NS	NS	NS	<1,0	NS	<1,0	<1,0	<2,0	17,1	<2,0	<1,115	<1,0	<1,0	NS
MW-4S	12/18/2015		NS	0,94	<1,0	<1,0	13,6	5,5	NS	NS	NS	NS	NS	0,58	0,44	0,32	<1,0	NS	<1,0	NS	NS	<5,0	NS	NS	NS	NS	NS	NS	<1,0	<1,0	NS	<1,0	<1,0	1,1	25,5	<2,0	<1,116	<1,0	<1,0	NS
MW-4S	3/19/2016	DUP	NS	0,65	<1,0	<1,0	12,2	4,8	NS	NS	NS	NS	NS	<1,0	0,33	<1,0	<1,0	NS	<1,0	NS	NS	<5,0	NS	NS	NS	NS	NS	NS	NS	<1,0	NS	<1,0	<1,0	1,2	7,3	<2,0	<1,118	<1,0	<1,0	NS
MW-4S	3/19/2016		NS	0,69	<1,0	<1,0	13,5	4,7	NS	NS	NS	NS	NS	<1,0	<1,0	<1,0	<1,0	NS	<1,0	NS	NS	<5,0	NS	NS	NS	NS	NS	NS	<1,0	NS	<1,0	<1,0	1	8,2	<2,0	<1,117	<1,0	<1,0	NS
MW-4S	6/16/2016		<1,0	0,86	<1,0	<1,0	11,9	5,9	<1,0	<2,0	<2,0	<2,0	<2,0	0,33	0,53	<1,0	<1,0	<1,0	<1,0	<1,0	<1,0	<5,0	NS	<1,0	<10	<1,0	<5,0	<25	<1,0	<1,0	<1,0	<2,0	<1,0	<1,0	1,1	12,5	<2,0	<1,119	<1,0	<1,0	<5,0
MW-4S	9/23/2016	DUP	<1,0	<1,0	<1,0	<1,0	13,1	4,9	<1,0	<2,0	<2,0	<2,0	<2,0	0,67	0,79	<1,0	<1,0	<1,0	<1,0	<1,0	<1,0	<5,0	NS	0,27	<10	<1,0	<5,0	<25	<1,0	<1,0	<1,0	<2,0	<1,0	<1,0	6	<2,0	<1,121	<1,0	<1,0	<5,0
MW-4S	9/23/2016		<1,0	<1,0	<1,0	<1,0	12,9	5	<1,0	<2,0	<2,0	<2,0	<2,0	0,54	0,97	<1,0	<1,0	<1,0	<1,0	<1,0	<1,0	<5,0	NS	<1,0	<10	<1,0	<5,0	<25	<1,0	<1,0	<1,0	<2,0	<1,0	<1,0	1,4	5,9	<2,0	<1,120	<1,0	<1,0	<5,0
MW-4S	1/20/2017	DUP	<1,0	1,2	<1,0	<1,0	12	4,8	<1,0	<2,0	<2,0	<2,0	<2,0	<1,0	<1,0	<1,0	<1,0	<1,0	<1,0	<1,0	<1,0	<5,0	NS	<1,0	<10	<1,0	<5,0	<25	<1,0	<1,0	<1,0	<2,0	<1,0	<1,0	1,2	1,5	<2,0	<1,123	<1,0	<1,0	<5,0
MW-4S	1/20/2017		<1,0	0.94	<1,0	<1,0	10,4	3,7	<1,0	<2,0	<2,0	<2,0	<2,0	<1,0	0,48	<1,0	<1,0	<1,0	<1,0	<1,0	<1,0	<5,0	NS	<1,0	<10	<1,0	<5,0	<25	<1,0	<1,0	<1,0	<2,0	<1,0	<1,0	1,2	1,4	<2,0	<1,122	<1,0	<1,0	<5,0
MW-4S	3/23/2017		<1,0	0,23 J	<1,0	<1,0	13	5	<1,0	<1,0	<1,0	<1,0	<1,0	0,33	<1,0	<1,0	<1,0	<1,0	<1,0	<1,0	<1,0	<10	NS	<2,0	<5,0	<2,0	<5,0	<10	<1,0	<1,0	<1,0	<2,0	<1,0	<1,0	1,4	1,6	<1,0	2,2	<1,0	<1,0	<2,0
MW-4S	7/1/2017		<1,0	<1,0	<1,0	<1,0	13,2	3,7	<1,0	<2,0	<2,0	<2,0	<2,0	<1,0	0,99	<1,0	<1,0	<1,0	<1,0	<1,0	<1,0	<5,0	NS	<1,0	<10	<1,0	<5,0	<25	<1,0	<1,0	<1,0	<2,0	<1,0	<1,0	<2,0	2	<2,0	2,8	<1,0	<1,0	<5,0
MW-4S	9/21/2017		<1,0	<1,0	<1,0	<1,0	12,1	<1,0	<1,0	<2,0	<2,0	<2,0	<2,0	<1,0	1,2	<1,0	<1,0	<1,0	<1,0	<1,0	<1,0	<5,0	NS	<1,0	<10	<1,0	<5,0	<25	<1,0	<1,0	<1,0	<2,0	<1,0	<1,0	1,2	2,2	<2,0	3	<1,0	<1,0	<5,0
MW-4S	1/10/2018		<1,0	<1,0	<1,0	<1,0	12,6	0,66	<1,0	<2,0	<2,0	<2,0	<2,0	<1,0	1,1	<1,0	<1,0	<1,0	<1,0	<1,0	<1,0	<5,0	NS	<1,0	<10	<1,0	<5,0	<25	<1,0	<1,0	<1,0	<2,0	<1,0	<1,0	2,6	1,3	<2,0	4,6	<1,0	<1,0	<5,0
MW-4S	3/14/2018		<1,0	<1,0	<1,0	<1,0	12,9	<1,0	<1,0	<2,0	<2,0	<2,0	<2,0	<1,0	1,8	<1,0	<1,0	<1,0	<1,0	<1,0	<1,0	<5,0	NS	<1,0	<10	<1,0	<5,0	<25	<1,0	<1,0	<1,0	<2,0	<1,0	<1,0	2,5	2,9	<2,0	2,9	<1,0	<1,0	<5,0
MW-4S	6/27/2018		<1,0	<1,0	<1,0	<1,0	9,4	<1,0	<1,0	<2,0	<2,0	<2,0	<2,0	<1,0	<1,0	<1,0	<1,0	<1,0	<1,0	<1,0	<1,0	<5,0	NS	<1,0	<10	<1,0	<5,0	<25	<1,0	<1,0	<1,0	<2,0	<1,0	<1,0	<2,0	3,4	<2,0	2,1	<1,0	<1,0	<5,0
MW-4S	10/18/2018		<1,0	<1,0	<1,0	<1,0	13,3	<1,0	<1,0	<2,0	<2,0	<2,0	<2,0	<1,0	2	<1,0	<1,0	<1,0	<1,0	<1,0	<1,0	<5,0	NS	<1,0	<10	<1,0	<5,0	<25	<1,0	<1,0	<1,0	<2,0	<1,0	<1,0	<2,0	6,5	<2,0	2,5	<1,0	<1,0	<5,0
MW-4S	1/23/2019		<1,0	<1,0	<1,0	<1,0	4,5	0,39 J	<1,0	<2,0	<2,0	<2,0	<2,0	<1,0	0,74 J	<1,0	<1,0	<1,0	<1,0	<1,0	<1,0	<5,0	NS	<1,0	<10	<1,0	<5,0	<25	<1,0	<1,0	<1,0	<2,0	<1,0	<1,0	<2,0	2,1	<2,0	1	<1,0	<1,0	<5,0
MW-4S	4/24/2019		<1,0	<1,0	<1,0	<1,0	12,2	0,43 J	<1,0	<2,0	<2,0	<2,0	<2,0	<1,0	2	<1,0	<1,0	<1,0	<1,0	<1,0	<1,0	<5,0	NA	<1,0	<10	<1,0	<5,0	<25	<1,0	<1,0	<1,0	<2,0	<1,0	<1,0	<2,0	2,8	<2,0	1,6	<1,0	<1,0	<5,0
MW-4S	7/31/2019		<1,0	<1,0	<1,0	<1,0	10	<1,0	<1,0	<2,0	<2,0	<2,0	<2,0	<1,0	1,9	<1,0	<1,0	<1,0	<1,0	<1,0	<1,0	<5,0	NS	<1,0	<10	<1,0	<5,0	<25	<1,0	<1,0	<1,0	<2,0	<1,0	<1,0	<2,0	0,95	<2,0	1,8	<1,0	<1,0	<5,0
MW-4S	10/30/2019		<1,0	<1,0	<1,0	<1,0	6,6	<1,0	<1,0	<2,0	<2,0	<2,0	<2,0	<1,0	1,1	<1,0	<1,0	<1,0	<1,0	<1,0	<1,0	<5,0	NS	<1,0	<10	<1,0	<5,0	<25	<1,0	<1,0	<1,0	<2,0	<1,0	<1,0	<2,0	0,49	<2,0	1,1	<1,0	<1,0	<5,0
MW-4S	1/23/2020		<1,0	<1,0	<1,0	<1,0	4	<1,0	<1,0	<2,0	<2,0	<2,0	<2,0	<1,0	0,54	<1,0	<1,0	<1,0	<1,0	<1,0	<1,0	<5,0	NA	10,8	<10	<1,0	<5,0	<25	<1,0	<1,0	<1,0	<2,0	<1,0	<1,0	2,3	<1,0	<2,0	0,43	<1,0	<1,0	<5,0
MW-4S	1/23/2020	DUP	<1,0	<1,0	<1,0	<1,0	4,2	<1,0	<1,0	<2,0	<2,0	<2,0	<2,0	<1,0	0,54	<1,0	<1,0	<1,0	<1,0	<1,0	<1,0	<5,0	NA	11,5	<10	<1,0	<5,0	<25	<1,0	<1,0	<1,0	<2,0	<1,0	<1,0	2,2	<1,0	<2,0	0,41	<1,0	<1,0	<5,0
MW-4S	4/23/2021		<1,0	3,3	<1,0	<1,0	1,8	0,62 J	<1,0	<2,0	<2,0	<2,0	<2,0	<1,0	0,45 J	<1,0	<1,0	<1,0	<1,0	<1,0	<1,0	<5,0	NS	<1,0	<10	<1,0	<5,0	1,5 J	<1,0	<1,0	<1,0	<2,0	<1,0	<1,0	2,1	<1,0	<2,0	0,57 J	<1,0	<1,0	<5,0
MW-4S	12/15/2021		<1,0	<1,0	<1,0	<1,0	1,2	<1,0	<1,0	<2,0	<2,0	<2,0	<2,0	<1,0	<1,0	<1,0	<1,0	<1,0	<1,0	<1,0	<1,0	<5,0	NS	<1,0	<10	<1,0	<5,0	<25	<1,0	<1,0	<1,0	<2,0	<1,0	<1,0	1,2 J	<1,0	<2,0	<1,0	<1,0	<1,0	<5,0
MW-4S	5/19/2022		<1,0	<1,0	<1,0	<1,0	<1,0	0,8 J	<1,0	<2,0	<2,0	<2,0	<2,0	<1,0	<1,0	<1,0	<1,0	<1,0	<1,0	<1,0	<1,0	<5,0	NS	<1,0	<10	<1,0	<5,0	<25	<1,0	<1,0	<1,0	<2,0	<1,0	<1,0	<2,0	<1,0	<2,0	<1,0	<1,0	<1,0	<5,0
MW-4S	11/9/2022		<1,0	<1,0	<1,0	<1,0	1	<1,0	<1,0	<2,0	<2,0	<2,0	<2,0	<1,0	<1,0	<1,0	<1,0	<1,0	<1,0	<1,0	<1,0	<5,0	NA	<1,0	<10	<1,0	<5,0	<25	<1,0	<1,0	<1,0	<2,0	<1,0	<1,0	<2,0	<1,0	<2,0	<1,0	<1,0	<1,0	<5,0
MW-4S	4/19/2023		<1,0	<1,0	<1,0	<1,0	0,42 J	<1,0	<1,0	<2,0	<2,0	<2,0	<2,0	<1,0	<1,0	<1,0	<1,0	<1,0	<1,0	<1,0	<1,0	<5,0	NA	<1,0	<10	<1,0	<5,0	<25	<1,0	<1,0	<1,0	<2,0	<1,0	<1,0	<2,0	<1,0	<2,0	<1,0	<1,0	<1,0	<5,0
MW-4S	11/9/2023		<1,0	<1,0	<1,0	<1,0	<1,0	<1,0	<1,0	<2,0	<2,0	<2,0	<2,0	<1,0	<1,0	<1,0	<1,0	<1,0	<1,0	<1,0	<1,0	<5,0	NA	<1,0	<10	<1,0	<5,0	<25	<1,0	<1,0	<1,0	<2,0	<1,0	<1,0	<2,0	<1,0	<2,0	<1,0	<1,0	<1,0	<5,0
MW-4S	4/30/2024		<1,0	<1,0	<1,0	<1,0	<1,0	<1,0	<1,0	<5,0	<1,0	<5,0	<1,0	<1,0	<1,0	<1,0	<1,0	<1,0	<1,0	<1,0	<1,0	<10	NA	<1,0	<10	<1,0	<10	<10	<1,0	<1,0	<1,0	<2,0	<1,0	<1,0	<5,0	<1,0	<1,0	<1,0	<1,0	<1,0	<5,0
MW-4S	12/9/2024		<1,0	<1,0	<1,0	<1,0	<1,0	<1,0	<1,0	<5,0	<1,0	<5,0	<1,0	<1,0	<1,0	<1,0	<1,0	<1,0	<1,0	<1,0	<1,0	<10	NA	<1,0	<10	<1,0	<10	<10	<1,0	<1,0	<1,0	<2,0	<1,0	<1,0	<5,0	<1,0	<1,0	<1,0	<1,0	<1,0	<5,0
MW-5S	7/20/2006		NS	<0.3	<0.2	<0.3	0.2	<0.2	NS	<0.2	NS	NS	NS	<0.2	<0.1	<0.4	<0.2	NS	<0.1	NS	<2.0	NA	<0.1	<0.6	NS	<2.0	<2.0	NS	<0.3	<0.2	<0.9	<0.3	<0.2	<0.3	<0.2	<0.3	<1.124	NA	NA	NS
MW-5S	8/30/2007		NS	<0.3	NS	NS	0.3	<0.2	NS	NS	NS	NS	NS	NS	<0.1	NS	NS	NS	NS	NS	NS	NA	NS	NS	NS	NS	NS	NS	NS	NS	NS	NS	NS	NS	NS	NS	<1.125	NA	NA	NS
MW-5S	12/20/2007		NS	<0.3	<0.1	<0.4	<0.5	<0.4	NS	NS	NS	NS	NS	<0.3	<0.2	<0.4	<0.3	NS	<0.2	NS	NS	NA	NS	NS	NS	NS	NS	NS	NS	<0.3	NS	<0.5	<0.2	<0.9	<0.3	<0.4	<1.126	NA	NA	NS
MW-5S	3/18/2008		NS	<0.34	<0.14	<0.35	<0.45	<0.36	NS	NS	NS	NS	NS	<0.30	<0.19	<0.44	<0.25	NS	<0.18	NS	NS	NA	NS	NS	NS	NS	NS	NS	NS	<0.29	NS	<0.53	<0.21	<0.85	<0.34	<0.36	<1.127	NA	NA	NS
MW-5S	6/20/2008		NS	<0.34	<0.14	0.4	<0.45	<0.36	NS	NS	NS	NS	NS	<0.30	<0.19	<0.44	<0.25	NS	<0.18	NS	NS	NA	NS	NS	NS	NS	NS	NS	NS	<0.29	NS	<0.53	<0.21	<0.85	<0.34	<0.36	<1.128	NA	NA	NS
MW-5S	9/22/2008		NS	<0.37	<0.21	<0.40	<0.37	<0.34	NS	NS	NS	NS	NS	<0.08	<0.43	<0.52	<0.23	NS	<0.20	NS	NS	NA	NS	NS	NS	NS	NS	NS	NS	<0.12	NS	<0.45	<0.24	<0.36	<0.43	<0.39	<1.129	NA	NA	NS
MW-5S	12/15/2008		NS	<0.37	<0.21	<0.40	<0.37	<0.34	NS	NS	NS	NS	NS	<0.12	<0.43	<0.52	<0.23	NS	<0.20	NS	NS	NA	NS	NS	NS	NS	NS	NS	NS	<0.28	<0.08	NS	<0.45	<0.24	<0.36	<0.43	<0.39	<1.130	NA	NA	NS
MW-5S	3/30/2009		NS	<0.27	<0.33	<0.37	<0.33	<0.24	NS	NS	NS	NS	NS	<0.27	<0.65	<0.2	<0.3	NS	<0.38	NS	NS	NA	NS	NS	NS	NS	NS	NS	NS	<0.37	NS	<0.38	<0.27	<0.3	<0.2	<0.34	<1.131	NA	NA	NS
MW-5S	7/10/2009		NS	1.3	<0.23	<0.34	<0.45	<0.5	NS	NS	NS	NS	NS	<0.32	<0.34	<0.34	<0.34	NS	<0.41	NS	NS	NA	NS	NS	NS	NS	NS	NS	NS	<0.31	NS	<0.51	<0.37	<0.66	<0.37	<0.53	<1.132	NA	NA	NS
MW-5S	9/30/2009		NS	<0.27	<0.33	<0.37	<0.33	<0.24	NS	NS	NS	NS	NS	<0.27	<0.65	<0.20	<0.30	NS	<0.38	NS	NS	NA	NS	NS	NS	NS	NS	NS	NS	<0.37	NS	<0.38	<0.27	<0.30	<0.20	<0.34	<1.133	NA	NA	NS
MW-5S	12/31/2009	DUP	NS	<0.20	<0.32	<0.40	<0.30	12	NS	NS	NS	NS	NS	<0.24	<0.28	<0.30	<0.27	NS	<0.23	NS	NS	NA	NS	NS	NS	NS	NS	NS	NS	<0.20	NS	<0.20	<0.24	<0.31	<0.21	<0.31	<1.135	NA	NA	NS
MW-5S	12/31/2009		NS	<0.20	<0.32	<0.40	<0.30	2,5	NS	NS	NS	NS	NS	<0.24	<0.28	<0.30	<0.27	NS	<0.23	NS	NS	NA	NS	NS	NS	NS	NS	NS	NS	<0.2	NS	<0.2	<0.24	<0.31	<0.21	<0.31	<1.134	NA	NA	NS
MW-5S	3/6/2010		NS	<0.15	<0.085	<0.068	<0.050	<0.15	NS	NS	NS	NS	NS	<0.052	<0.082	<0.098	<0.092	NS	<0.10	NS	NS	NA	NS	NS	NS	NS	NS	NS	NS	<0.10	NS	<0.082	<0.069	<0.18	<0.083	<0.050	<1.136	NA	NA	NS
MW-5S	5/29/2010		NS	<0.4	<0.23	<0.64	<0.45	<0.5	NS	NS	NS	NS	NS	<0.32	<0.34	<0.34	<0.34	NS	<0.41	NS	NS	NA	NS	NS	NS	NS	NS	NS	NS	<0.31	NS	<0.51	<0.37	<0.66	<0.37	<0.53	<1.137	NA	NA	NS
MW-5S	8/4/2010		NS	<0,22	<0,29	<0,29	<0,22	<0,29	NS	NS	NS	NS	NS	<0,26	<0,33	<0,27	<0,29	NS	<0,22	NS	NS	NA	NS	NS	NS	NS	NS	NS	NS	<0,28	NS	<0,34	<0,2	<0,51	<0,25	<0,5	<1,138	NA	NA	NS
MW-5S	10/15/2010		NS	<0,22	<0,29	<0,29	<0,22	<0,29	NS	NS	NS	NS	NS	<0,26	<0,33	<0,27	<0,29	NS	<0,22	NS	NS	NA	NS	NS	NS	NS	NS	NS	NS	<0,28	NS	<0,34	<0,2	<0,51	<0,25	<0,5	<1,139	NA	NA	NS
MW-5S	2/28/2011		NS	<0.20	<0.23	0.58	<0.25	<0.23	NS	NS	NS	NS	NS	<0.25	<0.20	<0.25	<0.20	NS	<0.23	NS	NS	NA	NS	NS	NS	NS	NS	NS	NS	<0.20	NS	<0.25	<0.20	<0.50	<0.22	<0.50	<1.140	NA	NA	NS
MW-5S	5/27/2011		NS	<0.20	<0.23	<0.22	<0.25	<0.23	NS	NS	NS	NS	NS	<0.25	<0.2	<0.25	<0.20	NS	<0.23	NS	NS	NA	NS	NS	NS	NS	NS	NS	NS	<0.20	NS	<0.25	<0.20	<0.50	<0.22	<0.50	<1.141	NA	NA	NS
MW-5S	8/24/2011		NS	<0,2	<0,23	<0,22	<0,25	<0,23	NS	NS	NS	NS	NS	<0,25	<0,2	<0,25	<0,2	NS	<0,23	NS	NS	NA	NS	NS	NS	NS	NS	NS	NS	<0,2	NS	<0,25	<0,2	<0,5	1,1	<0,5	<1,142	NA	NA	NS
MW-5S	11/15/2011		NS	<0,2	<0,23	<0,22	<0,25	<0,23	NS	NS	NS	NS	NS	<0,25	<0,2	<0,25	<0,2	NS	<0,23	NS	NS	NA	NS	NS	NS	NS	NS	NS	NS	<0,2	NS	<0,25	<0,2	<0,5	<0,22	<0,5	<1,143	NA	NA	NS
MW-5S	2/28/2012		NS	<0,2	<0,23	<0,22	<0,25	<0,23	NS	NS	NS	NS	NS	<0,25	<0,2	<0,25	<0,2	NS	<0,23	NS	NS	NA	NS	NS	NS	NS	NS	NS	NS	<0,2	NS	<0,25	<0,2	<0,5	<0,22	<0,5	<1,144	NA	NA	NS
MW-5S	4/23/2012		NS	<0,2	<0,23	<0,22	<0,25	<0,23	NS	NS	NS	NS	NS	<0,25	<0,2	<0,25	<0,2	NS	<0,23	NS	NS	NA	NS	NS	NS	NS	NS	NS	NS	<0,2	NS	<0,25	<0,2	<0,5	<0,22	<0,5	<1,145	NA	NA	NS
MW-5S	8/20/2012		NS	<0,2	<0,23	<0,22	<0,25	<0,23	NS	NS	NS	NS	NS	<0,25	<0,2	<0,25	<0,2	NS	<0,23	NS	NS	NA	NS	NS	NS	NS	NS	NS	NS	<0,2	NS	<0,25	<0,2	<0,5	<0,22	<0,5	<1,146	NA	NA	NS
MW-5S	11/14/2012		NS	<0,2	<0,32	<0,2	<0,21	<0,2	NS	NS	NS	NS	NS	<0,22	<0,22	<0,26	<0,25	NS	<0,2	NS	NS	NA	NS	NS	NS	NS	NS	NS	NS	<0,2	NS	<0,31	<0,2	<0,5	0,38	<0,5	<1,147	NA	NA	NS
MW-5S	3/4/2013		NS	<0,2	<0,24	<0,2	<0,21	<0,2	NS	NS	NS	NS	NS	<0,22	<0,22	<0,26	<0,25	NS	<0,2	NS	NS	NA	NS	NS	NS	NS	NS	NS	NS	<0,2	NS	<0,31	<0,2	<0,5	0,41	<0,5	<1,148	NA	NA	NS
MW-5S	6/11/2013		NS	<0,2	<0,24	<0,2	<0,21	<0,2	NS	NS	NS	NS	NS	<0,22	<0,22	<0,26	<0,25	NS	<0,2	NS	NS	NA	NS	NS	NS	NS	NS	NS	NS	<0,2	NS	<0,31	<0,2	<0,5	0,38	<0,5	<1,149	NA	NA	NS
MW-5S	8/29/2013		NS	<0,2	<0,24	<0,2	<0,21	<0,2	NS	NS	NS	NS	NS	<0,22	<0,22	<0,26	<0,25	NS	<0,2	NS	NS	NA	NS	NS	NS	NS	NS	NS	NS	<0,2	NS	<0,31

Appendix A
Groundwater Analytical Results - February 2003 - December 2024 (µg/L)
Perma-Fix of South Georgia Inc., Valdosta, GA

			Chlorinated and Non-Chlorinated VOCs																																		
Sample Location	Sample Date	QA/QC Reference	1,1,1,2-Tetrachloroethane	1,1,1-Trichloroethane	1,1,2,2-Tetrachloroethane	1,1,2-Trichloroethane	1,1-Dichloroethane	1,1-Dichloroethene	1,1-Dichloropropene	1,2,3-Trichlorobenzene	1,2,3-Trichloropropane	1,2,4-Trichlorobenzene	1,2-Dibromoethane (EDB) (Ethylene dibromide)	1,2-Dichlorobenzene	1,2-Dichloroethane	1,2-Dichloropropane	1,3-Dichlorobenzene	1,3-Dichloropropane	1,4-Dichlorobenzene (para dichlorobenzene)	2,2-Dichloropropane	2-Butanone (MEK)	2-Chloroethyl Vinyl Ether	2-Chlorotoluene	2-Hexanone	4-Chlorotoluene	4-Methyl-2-Pentanone (MIBK)	Acetone	Bromobenzene	Bromochloromethane (Chlorobromomethane)	Bromodichloromethane (dichlorobromomethane, dichloromethylbromide)	Carbon Disulfide	Carbon Tetrachloride	Chlorobenzene	Chloroethane	Chloroform	Chloromethane	Cis-1,2-Dichloroethene	Cis-1,3-Dichloropropene	Dibromochloromethane (Chlorodibromomethane)	Dibromochloropropane (DBCP) (1,2-Dibromo-3-Chloropropane)
GW Standard			1 [b]	200 [a]	1 [b]	5 [a]	1 [b]	7 [a]	1 [b]	1 [a]	1 [b]	70 [a]	0,05 [a]	600 [a]	5 [a]	5 [a]	1 [b]	1 [b]	75 [a]	1 [b]	10 [b]	--	1 [b]	10 [b]	1 b	10 [b]	10 [b]	1 [b]	1 [b]	80 [a]	2 [b]	5 [a]	100 [a]	5 [b]	80 [a]	1 [b]	70 [a]	1 [b]	80 [a]	0,2 [a]
MW-5S	3/17/2016		NS	<1,0	<1,0	<1,0	<1,0	<1,0	NS	NS	NS	NS	NS	<1,0	<1,0	<1,0	<1,0	NS	<1,0	NS	NS	<5,0	NS	NS	NS	NS	NS	NS	NS	<1,0	NS	<1,0	<1,0	<2,0	<1,0	<2,0	<1,159	<1,0	<1,0	NS
MW-5S	6/17/2016		<1,0	<1,0	<1,0	<1,0	<1,0	<1,0	<1,0	<2,0	<2,0	<2,0	<2,0	<1,0	<1,0	<1,0	<1,0	<1,0	<1,0	<1,0	<1,0	<5,0	NS	<1,0	<10	<1,0	<5,0	<25	<1,0	<1,0	<1,0	<2,0	<1,0	<1,0	<2,0	<1,0	<2,0	<1,160	<1,0	<1,0	<5,0
MW-5S	9/22/2016	DUP	<1,0	<1,0	<1,0	<1,0	<1,0	<1,0	<1,0	<2,0	<2,0	<2,0	<2,0	<1,0	<1,0	<1,0	<1,0	<1,0	<1,0	<1,0	<1,0	<5,0	NS	<1,0	<10	<1,0	<5,0	<25	<1,0	<1,0	<1,0	<2,0	<1,0	<1,0	<2,0	<1,0	<2,0	<1,162	<1,0	<1,0	<5,0
MW-5S	9/22/2016		<1,0	<1,0	<1,0	<1,0	<1,0	<1,0	<1,0	<2,0	<2,0	<2,0	<2,0	<1,0	<1,0	<1,0	<1,0	<1,0	<1,0	<1,0	<1,0	<5,0	NS	<1,0	<10	<1,0	<5,0	<25	<1,0	<1,0	<1,0	<2,0	<1,0	<1,0	<2,0	<1,0	<2,0	<1,161	<1,0	<1,0	<5,0
MW-5S	1/19/2017	DUP	<1,0	<1,0	<1,0	<1,0	<1,0	<1,0	<1,0	<2,0	<2,0	<2,0	<2,0	<1,0	<1,0	<1,0	<1,0	<1,0	<1,0	<1,0	<1,0	<5,0	NS	<1,0	<10	<1,0	<5,0	<25	<1,0	<1,0	<1,0	<2,0	<1,0	<1,0	<2,0	<1,0	<2,0	<1,164	<1,0	<1,0	<5,0
MW-5S	1/19/2017		<1,0	<1,0	<1,0	<1,0	<1,0	<1,0	<1,0	<2,0	<2,0	<2,0	<2,0	<1,0	<1,0	<1,0	<1,0	<1,0	<1,0	<1,0	<1,0	<5,0	NS	<1,0	<10	<1,0	<5,0	<25	<1,0	<1,0	<1,0	<2,0	<1,0	<1,0	<2,0	<1,0	<2,0	<1,163	<1,0	<1,0	<5,0
MW-5S	3/22/2017	DUP	<1,0	<1,0	<1,0	<1,0	<1,0	<1,0	<1,0	<2,0	<2,0	<2,0	<2,0	<1,0	<1,0	<1,0	<1,0	<1,0	<1,0	<1,0	<1,0	<5,0	NS	<1,0	<10	<1,0	<5,0	<25	<1,0	<1,0	<1,0	<2,0	<1,0	<1,0	<2,0	<1,0	<2,0	<1,0	<1,0	<1,0	<5,0
MW-5S	3/22/2017		<1,0	0,8	<1,0	<1,0	<1,0	<1,0	<1,0	<2,0	<2,0	<2,0	<2,0	<1,0	<1,0	<1,0	<1,0	<1,0	<1,0	<1,0	<1,0	<5,0	NS	0,28	<10	<1,0	<5,0	<25	<1,0	<1,0	<1,0	<2,0	<1,0	<1,0	<2,0	<1,0	<2,0	<1,0	<1,0	<1,0	<5,0
MW-5S	6/30/2017	DUP	<1,0	<1,0	<1,0	<1,0	<1,0	<1,0	<1,0	<2,0	<2,0	<2,0	<2,0	<1,0	<1,0	<1,0	<1,0	<1,0	<1,0	<1,0	<1,0	<5,0	NS	<1,0	<10	<1,0	<5,0	<25	<1,0	<1,0	<1,0	<2,0	<1,0	<1,0	<2,0	<1,0	<2,0	<1,0	<1,0	<1,0	<5,0
MW-5S	6/30/2017		<1,0	<1,0	<1,0	<1,0	<1,0	<1,0	<1,0	<2,0	<2,0	<2,0	<2,0	<1,0	<1,0	<1,0	<1,0	<1,0	<1,0	<1,0	<1,0	<5,0	NS	<1,0	<10	<1,0	<5,0	<25	<1,0	<1,0	<1,0	<2,0	<1,0	<1,0	<2,0	<1,0	<2,0	<1,0	<1,0	<1,0	<5,0
MW-5S	9/20/2017		<1,0	<1,0	<1,0	<1,0	<1,0	<1,0	<1,0	<2,0	<2,0	<2,0	<2,0	<1,0	<1,0	<1,0	<1,0	<1,0	<1,0	<1,0	<1,0	<5,0	NS	<1,0	<10	<1,0	<5,0	<25	<1,0	<1,0	<1,0	<2,0	<1,0	<1,0	<2,0	<1,0	<2,0	<1,0	<1,0	<1,0	<5,0
MW-5S	1/10/2018		<1,0	<1,0	<1,0	<1,0	<1,0	<1,0	<1,0	<2,0	<2,0	<2,0	<2,0	<1,0	<1,0	<1,0	<1,0	<1,0	<1,0	<1,0	<1,0	<5,0	NS	<1,0	<10	<1,0	<5,0	<25	<1,0	<1,0	<1,0	<2,0	<1,0	<1,0	<2,0	<1,0	<2,0	0,32	<1,0	<1,0	<5,0
MW-5S	3/13/2018		<1,0	<1,0	<1,0	<1,0	<1,0	<1,0	<1,0	<2,0	<2,0	<2,0	<2,0	<1,0	<1,0	<1,0	<1,0	<1,0	<1,0	<1,0	<1,0	<5,0	NS	<1,0	<10	<1,0	<5,0	<25	<1,0	<1,0	<1,0	<2,0	<1,0	<1,0	<2,0	<1,0	<2,0	<1,0	<1,0	<1,0	<5,0
MW-5S	6/26/2018	DUP	<1,0	<1,0	<1,0	<1,0	<1,0	<1,0	<1,0	<2,0	<2,0	<2,0	<2,0	<1,0	<1,0	<1,0	<1,0	<1,0	<1,0	<1,0	<1,0	<5,0	NS	<1,0	<10	<1,0	<5,0	<25	<1,0	<1,0	<1,0	<2,0	<1,0	<1,0	<2,0	<1,0	<2,0	<1,0	<1,0	<1,0	<5,0
MW-5S	6/26/2018		<1,0	<1,0	<1,0	<1,0	<1,0	<1,0	<1,0	<2,0	<2,0	<2,0	<2,0	<1,0	<1,0	<1,0	<1,0	<1,0	<1,0	<1,0	<1,0	<5,0	NS	<1,0	<10	<1,0	<5,0	<25	<1,0	<1,0	<1,0	<2,0	<1,0	<1,0	<2,0	<1,0	<2,0	<1,0	<1,0	<1,0	<5,0
MW-5S	10/17/2018		<1,0	<1,0	<1,0	<1,0	<1,0	<1,0	<1,0	<2,0	<2,0	<2,0	<2,0	<1,0	<1,0	<1,0	<1,0	<1,0	<1,0	<1,0	<1,0	<5,0	NS	<1,0	<10	<1,0	<5,0	<25	<1,0	<1,0	<1,0	<2,0	<1,0	<1,0	<2,0	<1,0	<2,0	<1,0	<1,0	<1,0	<5,0
MW-5S	1/23/2019		<1,0	<1,0	<1,0	<1,0	<1,0	<1,0	<1,0	<2,0	<2,0	<2,0	<2,0	<1,0	<1,0	<1,0	<1,0	<1,0	<1,0	<1,0	<1,0	<5,0	NS	<1,0	<10	<1,0	<5,0	<25	<1,0	<1,0	<1,0	<2,0	<1,0	<1,0	<2,0	<1,0	<2,0	<1,0	<1,0	<1,0	<5,0
MW-5S	4/23/2019		<1,0	<1,0	<1,0	<1,0	<1,0	<1,0	<1,0	<2,0	<2,0	<2,0	<2,0	<1,0	<1,0	<1,0	<1,0	<1,0	<1,0	<1,0	<1,0	<5,0	NS	<1,0	<10	<1,0	<5,0	<25	<1,0	<1,0	<1,0	<2,0	<1,0	<1,0	<2,0	<1,0	<2,0	<1,0	<1,0	<1,0	<5,0
MW-5S	7/31/2019		<1,0	<1,0	<1,0	<1,0	<1,0	<1,0	<1,0	<2,0	<2,0	<2,0	<2,0	<1,0	<1,0	<1,0	<1,0	<1,0	<1,0	<1,0	<1,0	<5,0	NS	<1,0	<10	<1,0	<5,0	<25	<1,0	<1,0	<1,0	<2,0	0,8	<2,0	<1,0	<1,0	<1,0	<5,0
MW-5S	10/30/2019		<1,0	<1,0	<1,0	<1,0	<1,0	<1,0	<1,0	<2,0	<2,0	<2,0	<1,0	<1,0	<1,0	<1,0	<1,0	<1,0	<1,0	<1,0	<1,0	<5,0	NS	<1,0	<10	<1,0	<5,0	<25	<1,0	<1,0	<1,0	<2,0	0,32	<2,0	<1,0	<1,0	<1,0	<5,0
MW-5S	1/23/2020		<1,0	<1,0	<1,0	<1,0	<1,0	<1,0	<1,0	<2,0	<2,0	<2,0	<2,0	<1,0	<1,0	<1,0	<1,0	<1,0	<1,0	<1,0	<1,0	<5,0	NS	<1,0	<10	<1,0	<5,0	<25	<1,0	<1,0	<1,0	<2,0	<1,0	<2,0	<1,0	<1,0	<1,0	<5,0
MW-5S	4/23/2021		<1,0	<1,0	<1,0	0,4 J	<1,0	<1,0	<1,0	<2,0	<2,0	<2,0	<1,0	<1,0	<1,0	<1,0	<1,0	<1,0	<1,0	<1,0	<1,0	<5,0	NS	<1,0	<10	<1,0	<5,0	3,1 J	<1,0	<1,0	<1,0	<2,0	0,48 J	<2,0	<1,0	<1,0	<1,0	<5,0
MW-5S	12/15/2021		<1,0	<1,0	<1,0	<1,0	<1,0	<1,0	<1,0	<2,0	<2,0	<2,0	<2,0	<1,0	<1,0	<1,0	<1,0	<1,0	<1,0	<1,0	<1,0	<5,0	NS	<1,0	<10	<1,0	<5,0	<25	<1,0	<1,0	<1,0	<2,0	<1,0	<2,0	<1,0	<1,0	<1,0	<5,0
MW-5S	5/18/2022	DUP	<1,0	<1,0	<1,0	<1,0	<1,0	<1,0	<1,0	<2,0	<2,0	<2,0	<2,0	<1,0	<1,0	<1,0	<1,0	<1,0	<1,0	<1,0	<1,0	<5,0	NS	<1,0	<10	<1,0	<5,0	<25	<1,0	<1,0	<1,0	<2,0	<1,0	<2,0	<1,0	<1,0	<1,0	<5,0
MW-5S	5/18/2022		<1,0	<1,0	<1,0	<1,0	<1,0	<1,0	<1,0	<2,0	<2,0	<2,0	<2,0	<1,0	<1,0	<1,0	<1,0	<1,0	<1,0	<1,0	<1,0	<5,0	NS	<1,0	<10	<1,0	<5,0	<25	<1,0	<1,0	<1,0	<2,0	<1,0	<2,0	<1,0	<1,0	<1,0	<5,0
MW-5S	11/9/2022		<1,0	<1,0	<1,0	<1,0	<1,0	<1,0	<1,0	<2,0	<2,0	<2,0	<2,0	<1,0	<1,0	<1,0	<1,0	<1,0	<1,0	<1,0	<1,0	<5,0	NS	<1,0	<10	<1,0	<5,0	<25	<1,0	<1,0	<1,0	<2,0	<1,0	<2,0	<1,0	<1,0	<1,0	<5,0
MW-5S	4/19/2023	DUP	NA	<1,0	NA	NA	NA	NA	NA	NA	NA	NA	NA	NA	NA	NA	NA	NA	NA	NA	NA	NA	NA	NA	NA	NA	NA	NA	NA	NA	NA	NA	NA	NA	NA	NA	NA	NA	NA
MW-5S	4/19/2023		<1,0	<1,0	<1,0	<1,0	<1,0	<1,0	<1,0	<2,0	<2,0	<2,0	<2,0	<1,0	<1,0	<1,0	<1,0	<1,0	<1,0	<1,0	<1,0	<5,0	NS	<1,0	<10	<1,0	<5,0	<25	<1,0	<1,0	<1,0	<2,0	<1,0	<2,0	<1,0	<1,0	NS	<5,0
MW-5S	11/8/2023	DUP	<1,0	<1,0	<1,0	<1,0	<1,0	<1,0	<1,0	<2,0	<2,0	<2,0	<2,0	<1,0	<1,0	<1,0	<1,0	<1,0	<1,0	<1,0	<1,0	<5,0	NS	<1,0	<10	<1,0	<5,0	<25	<1,0	<1,0	<1,0	<2,0	<1,0	<2,0	<1,0	<1,0	<1,0	<5,0
MW-5S	11/8/2023		<1,0	<1,0	<1,0	<1,0	<1,0	<1,0	<1,0	<2,0	<2,0	<2,0	<2,0	<1,0	<1,0	<1,0	<1,0	<1,0	<1,0	<1,0	<1,0	<5,0	NS	<1,0	<10	<1,0	<5,0	<25	<1,0	<1,0	<1,0	<2,0	<1,0	<2,0	<1,0	<1,0	<1,0	<5,0
MW-5S	4/30/2024		<1,0	<1,0	<1,0	<1,0	<1,0	<1,0	<1,0	<5,0	<1,0	<5,0	<1,0	<1,0	<1,0	<1,0	<1,0	<1,0	<1,0	<1,0	<1,0	<10	NA	<1,0	<10	<1,0	<10	<10	<1,0	<1,0	<1,0	<2,0	<1,0	<1,0	<1,0	<1,0	<1,0	<5,0
MW-5S	12/9/2024		<1,0	<1,0	<1,0	<1,0	<1,0	<1,0	<1,0	<5,0	<1,0	<5,0	<1,0	<1,0	<1,0	<1,0	<1,0	<1,0	<1,0	<1,0	<1,0	<10	NA	<1,0	<10	<1,0	<10	<10	<1,0	<1,0	<1,0	<2,0	<1,0	<1,0	<1,0	<1,0	<1,0	<5,0
MW-5S	12/9/2024	DUP	<1,0	<1,0	<1,0	<1,0	<1,0	<1,0	<1,0	<5,0	<1,0	<5,0	<1,0	<1,0	<1,0	<1,0	<1,0	<1,0	<1,0	<1,0	<1,0	<10	NA	<1,0	<10	<1,0	<10	<10	<1,0	<1,0	<1,0	<2,0	<1,0	<1,0	<1,0	<1,0	<1,0	<5,0
MW-6S	7/20/2006		NS	<15	<10	<15	34,5	<10	NS	<10	NS	NS	NS	<10	<5,0	<20	<10	NS	<5,0	NS	<100	NA	<5,0	<30	NS	<100	<100	NS	<15	<10	<45	<15	<10	106	<10	<15	<1,165	NA	NA	NS
MW-6S	8/30/2007		NS	<1,5	NS	NS	26	3,4	NS	NS	NS	NS	NS	NS	<0,5	NS	NS	NS	NS	NS	NS	NA	NS	NS	NS	NS	NS	NS	NS	NS	NS	NS	66	NS	NS	<1,166	NA	NA	NS
MW-6S	12/20/2007		NS	<1,7	<0,7	<1,8	34	<1,8	NS	NS	NS	NS	NS	2,6	<1,0	<2,2	<1,2	NS	<0,9	NS	NS	NA	NS	NS	NS	NS	NS	NS	NS	<1,4	NS	<2,6	<1,0	49	<1,7	<1,8	<1,167	NA	NA	NS
MW-6S	3/18/2008		NS	<1,7	<0,70	<1,8	16	<1,8	NS	NS	NS	NS	NS	1,5	<0,95	<2,2	<1,2	NS	<0,90	NS	NS	NA	NS	NS	NS	NS	NS	NS	NS	<1,4	NS	<2,6	<1,0	31	<1,7	<1,8	<1,168	NA	NA	NS
MW-6S	6/20/2008		NS	<1,7	<0,70	<1,8	23	<1,8	NS	NS	NS	NS	NS	1,6	<0,95	<2,2	<1,2	NS	<0,90	NS	NS	NA	NS	NS	NS	NS	NS	NS	NS	<1,4	NS	<2,6	<1,0	26	<1,7	<1,8	<1,169	NA	NA	NS
MW-6S	9/23/2008	DUP	NS	<0,74	<0,42	<0,80	11	<0,68	NS	NS	NS	NS	NS	0,6	<0,86	<1,0	<0,46	NS	<0,4	NS	NS	NA	NS	NS	NS	NS	NS	NS	NS	<0,24	NS	<0,90	<0,48	20	<0,86	<0,78	<1,171	NA	NA	NS
MW-6S	9/23/2008		NS	<1,8	<1,0	<2,0	16	4,8	NS	NS	NS	NS	NS	<0,38	<2,2	<2,6	<1,2	NS	<1,0	NS	NS	NA	NS	NS	NS	NS	NS	NS	NS	<0,6	NS	<2,2	<1,2	<1,8	<2,2	<2,0	<1,170	NA	NA	NS
MW-6S	12/15/2008		NS	<3,7	<2,1	<4,0	17	9,9	NS	NS	NS	NS	NS	<1,2	<4,3	<5,2	<2,3	NS	<2,0	NS	NS	NA	NS	NS	NS	NS	NS	NS	<2,8	<0,75	NS	<4,5	<2,4	<3,6	<4,3	<3,9	<1,172	NA	NA	NS
MW-6S	3/30/2009		NS	<1,4	<1,6	<1,8	15	6,6	NS	NS	NS	NS	NS	<1,4	9,6	<1,0	<1,5	NS	<1,9	NS	NS	NA	NS	NS	NS	NS	NS	NS	NS	<1,8	NS	<1,9	<1,4	15	<1,0	<1,7	<1,173	NA	NA	NS
MW-6S	7/10/2009		NS	<0,4	<0,23	<0,34	10	1,2	NS	NS	NS	NS	NS	1,4	<0,34	<0,34	<0,34	NS	<0,41	NS	NS	NA	NS	NS	NS	NS	NS	NS	NS	<0,31	NS	<0,51	<0,37	15	<0,37	<0,53	<1,174	NA	NA	NS
MW-6S	9/30/2009		NS	<1,4	<1,6	<1,8	14	5,3	NS	NS	NS	NS	NS	<1,4	<3,2	<1,0	<1,5	NS	<1,9	NS	NS	NA	NS	NS	NS	NS	NS	NS	NS	<1,8	NS	<1,9	<1,4	20	<1,0	<1,7	<1,175	NA	NA	NS
MW-6S	12/10/2009		NS	<0,70	<0,38	<0,80	18	5,3	NS	NS	NS	NS	NS	1,8	<0,88	<0,98	<0,70	NS	<0,52	NS	NS	NA	NS	NS	NS	NS	NS	NS	NS	<0,22	NS	<0,84	<0,46	22	<0,80	<0,80	<1,176	NA	NA	NS
MW-6S	3/6/2010		NS	<0,75	<0,42	<0,34	14	9,3	NS	NS	NS	NS	NS	<0,26	<0,41	<0,49	<0,46	NS	<0,50	NS	NS	NA	NS	NS	NS	NS	NS	NS	NS	<0,50	NS	<0,41	<0,34	17	<0,42	<0,25	<1,177	NA	NA	NS
MW-6S	5/29/2010		NS	<2,0	<1,2	<1,7	15	5,4	NS	NS	NS	NS	NS	<1,6	<1,7	<1,7	<1,7	NS	<2,0	NS	NS	NA	NS	NS	NS	NS	NS	NS	NS	<1,6	NS	<2,6	<1,8	<3,3	<1,8	<2,6	<1,178	NA	NA	NS
MW-6S	8/4/2010		NS	<1,1	<1,5	<1,5	12,4	5,3	NS	NS	NS	NS	NS	1,6	<1,7	<1,4	<1,5	NS	<1,1	NS	NS	NA	NS	NS	NS	NS	NS	NS	NS	<1,4	NS	<1,7	<1,0	12,8	<1,3	<2,5	<1,179	NA	NA	NS
MW-6S	10/15/2010		NS	<1,1	<1,5	<1,5	14,4	5,3	NS	NS	NS	NS	NS	<1,3	<1,7	<1,4	<1,5	NS	<1,1	NS	NS	NA	NS	NS	NS	NS	NS	NS	NS	<1,4	NS	<1,7	<1,0	15,3	<1,3	<2,5	<1,180	NA	NA	NS
MW-6S	2/28/2011		NS	0,53	<0,23	<0,22	31,9	22,7	NS	NS	NS	NS	NS	1	0,59	<0,25	<0,20	NS	<0,23	NS	NS	NA	NS	NS	NS	NS	NS	NS	NS	<0,20	NS	<0,25	<0,20	11,6	<0,22	<0,50	<1,181	NA	NA	NS
MW-6S	5/27/2011		NS	<0,40	<0,46	<0,44	27,6	16,5	NS	NS	NS	NS	NS	<0,50	<0,40	<0,50	<0,40	NS	<0,46	NS	NS	NA	NS	NS	NS	NS	NS	NS	NS	<0,40	NS	<0,50	<0,40	11,5	<0,44	<1,0	<1,182	NA	NA	NS
MW-6S	8/24/2011		NS	<0,4	<0,46	<0,44	25,4	14,7	NS	NS	NS	NS	NS	1	<0,4	<0,5	<0,4	NS	<0,46	NS	NS	NA	NS	NS	NS	NS	NS	NS	NS	<0,4	NS	<0,5	<0,4	13,5	<0,44	<1,0	<1,183	NA	NA	NS
MW-6S	11/15/2011		NS	<0,4	<0,46	<0,44	21,7	24,8	NS	NS	NS	NS	NS	1,1	<0,4	<0,5	<0,4	NS	<0,46	NS	NS	NA	NS	NS	NS	NS	NS	NS	NS	<0,4	NS	<0,5	<0,4	11,3	<0,44	<1,0	<1,184	NA	NA	NS
MW-6S	2/28/2012		NS	<0,4	<0,46	<0,44	12,8	7,8	NS	NS	NS	NS	NS	0,95	<0,4	<0,5	<0,4	NS	<0,46	NS	NS	NA	NS	NS	NS	NS	NS	NS	NS	<0,4	NS	<0,5	<0,4	8,1	<0,44	<1,0	<1,185	NA	NA	NS
MW-6S	4/23/2012		NS	<0,2	<0,23	<0,22	19,5	14	NS	NS	NS	NS	NS	2,3	<0,2	<0,25	<0,2	NS	<0,23	NS	NS	NA	NS	NS	NS	NS	NS	NS	NS	<0,2	NS	<0,25	0,35	13,6	<0,22	<0,5	<1,186	NA	NA	NS
MW-6S	8/20/2012		NS	0,75	<0,23	<0,22	15,7	21,2	NS	NS	NS	NS	NS	1,4	<0,2	<0,25	<0,2	NS	<0,23	NS	NS	NA	NS	NS	NS	NS	NS	NS	NS	<0,2	NS	<0,25	<0,2	9,1	<0,22	<0,5	<1,187	NA	NA	NS
MW-6S	11/14/2012		NS	2,8	<0,24	<0,2	26,2	31,8	NS	NS	NS	NS	NS	1,6	<0,22	<0,26	<0,25	NS	<0,2	NS	NS	NA	NS	NS	NS	NS	NS	NS	NS	<0,2	NS	<0,31	<0,2	11,3	0,94	<0,5	<1,188	NA	NA	NS
MW-6S	3/4/2013		NS	0,98	<0,6	<0,5	22,2	43,1	NS	NS	NS	NS	NS	1,4	<0,56	<0,66	<0,64	NS	<0,5	NS	NS	NA	NS	NS	NS	NS	NS	NS	NS	<0,5	NS	<0,78	<0,5	5,3	<0,66	<1,3	<1,189	NA	NA	NS
MW-6S	6/12/2013		NS	0,98	<0,6	<0,5	14,7	25,5	NS	NS	NS	NS	NS	0,86	<0,56	<0,66	<0,64	NS	<0,5	NS	NS	NA	NS	NS	NS	NS	NS	NS	NS	<0,5	NS	<0,78	<0,5	6,8	<0,66	<1,3	<1,190	NA	NA	NS
MW-6S	8/28/2013		NS	<0,50	<0,6	<0,5	10,8	4,7	NS	NS	NS	NS	NS	2,3	<0,56	<0,66	<0,64	NS	<0,5	NS	NS	NA	NS	NS	NS	NS	NS	NS	NS	<0,5	NS	<0,78	<0,5	11	<0,66	<1,3	<1,191	NA	NA	NS
MW-6S	12/12/2013		NS	4,7	<0,6	<0,5	22,1	41,6	NS	NS	NS	NS	NS	0,9	<0,56	<0,66	<0,64	NS	<0,5	NS	NS	NA	NS	NS	NS	NS	NS	NS	NS	<0,5	NS	<0,78	<0,5	6,4	<0,66	8,2	<1,192	NA	NA	NS
MW-6S	3/18/2014		NS	2,8	<0,69	<0,79	32,9	44,7	NS	NS	NS	NS	NS	3,8	<0,60	<0,89	<0,5	NS	<0,5	NS	NS	NA	NS	NS	NS	NS	NS	NS	NS	<0,65	NS	<0,99	<0,6	16,4	3,1	<1,3	<1,193	NA	NA	NS
MW-6S	6/17/2014		NS	<1,7	<1,4	<1,6	30,8	42,9	NS	NS	NS	NS	NS	<1,5	<1,2	<1,8	<1,0	NS	<1,0	NS	NS	NA	NS	NS	NS	NS	NS	NS	NS	<1,3	NS	<2,0	<1,2	11,6	9,8	<2,7	<1,194	NA	NA	NS
MW-6S	12/9/2014		NS	7,4	<0,50	<1,0	67,6	100	NS	<5,0	NS	NS	NS	3,6	2,3	<2,0	<1,0	NS	<1,0	NS	NA	NA	3,4	NA	NS	NA	NA	NS	<5,0	<1,0	NA	<1,0	0,59	7,8	146	<2,0	<1,195	NA	NA	NS
MW-6S	3/13/2015		NS	8	<1,0	<1,0	64,2	73,5	NS	NS	NS	NS	NS	2,7	2,6	0,9	<1,0	NS	<1,0	NS	NS	NA	NS	NS	NS	NS	NS	NS	NS	<1,0	NS	<1,0	<1,0	6,5	92,2	<2,0	<1,196	NA	NA	NS
MW-6S	6/4/2015		NS	15,7	<1,0	<1,0	74,3	123	NS	NS	NS	NS	NS	<10	3	<10	<1,0	NS	<1,0	NS	NS	<5,0	NS	NS	NS	NS	NS	NS	NS	<1,0	NS	<1,0	<1,0	<2,0	177	<2,0	<1,197	<1,0	<1,0	NS
MW-6S	8/15/2015		NS	12,5	<10	<10	76,7	127	NS	NS	NS	NS	NS	2,6	5,3	<10	<10	NS	<10	NS	NS	<50	NS	NS	NS	NS	NS	NS	NS	<10	NS	<10	<10	<20	260	<20	<1,198	<10	<10	NS
MW-6S	12/19/2015		NS	7,8	<10	<10	58,4	90,7	NS	NS	NS	NS	NS	<10	4,4	<10	<10	NS	<10	NS	NS	<50	NS	NS	NS	NS	NS	NS	NS	<10	NS	<10	<10	<20	126	<20	<1,199	<10	<10	NS
MW-6S	3/20/2016		NS	8,3	<10	<10	68,8	128	NS	NS	NS	NS	NS	<10	<10	<10	<10	NS	<10	NS	NS	<50	NS	NS	NS	NS	NS	NS	NS	<10	NS	<10	<10	10,2	112	<20	<1,200	<10	<10	NS
MW-6S	6/16/2016		<10	4,5	<10	<10	60,1	65,7	<10	<20	<20	<20	<20	<10	9,5	<10	<10	<10	<10	<10	<50	NS	<10	<100	<10	<50	<250	<10	<10	<10	<20	<10	<10	10,5	101	<20	<1,201	<10	<10	<50
MW-6S	9/23/2016		<10	3,5	<10	<10	59,2	56,2	<10	<20	<20	<20	<20	<10	7,5	<10	<10	<10	<10	<10	<50	NS	<10	<100	<10	<50	<250	<10	<10	<10	<20	<10	2,3	6,8	91,5	<20	<1,202	<10	<10	<50
MW-6S	1/21/2017		<5,0	3,9	<5,0	<5,0	61,2	74,4	<5,0	<10	<10	<10	<10	<5,0	6,5	<5,0	<5,0	<5,0	<5,0	<5,0	<25	NS	<5,0	<50	<5,0	<25	<130	<5,0	<5,0	<5,0	<10	<5,0	<5,0	8,4	88,5	<10	<1,203	<5,0	<5,0	<25
MW-6S	3/24/2017		<1,0	3,1	<1,0	<1,0	67,2	76,3	<1,0	<1,0	<2,0	<1,0	<1,0	1,5	12,7	<1,0	<1,0	<1,0	<1,0	<1,0	<10	NS	<2,0	<5,0	<2,0	<5,0	14,1	<1,0	<1,0	<1,0	<2,0	<1,0	0,46 J	7,5	100	<1,0

Appendix A
Groundwater Analytical Results - February 2003 - December 2024 (µg/L)
Perma-Fix of South Georgia Inc., Valdosta, GA

			Chlorinated and Non-Chlorinated VOCs																																				
Sample Location	Sample Date	QA/QC Reference	1,1,1,2-Tetrachloroethane	1,1,1-Trichloroethane	1,1,2,2-Tetrachloroethane	1,1,2-Trichloroethane	1,1-Dichloroethane	1,1-Dichloroethene	1,1-Dichloropropene	1,2,3-Trichlorobenzene	1,2,3-Trichloropropane	1,2,4-Trichlorobenzene	1,2-Dibromoethane (EDB) (Ethylene dibromide)	1,2-Dichlorobenzene	1,2-Dichloroethane	1,2-Dichloropropane	1,3-Dichlorobenzene	1,3-Dichloropropane	1,4-Dichlorobenzene (para dichlorobenzene)	2,2-Dichloropropane	2-Butanone (MEK)	2-Chloroethyl Vinyl Ether	2-Chlorotoluene	2-Hexanone	4-Chlorotoluene	4-Methyl-2-Pentanone (MIBK)	Acetone	Bromobenzene	Bromochloromethane (Chlorobromomethane)	Bromodichloromethane (dichlorobromomethane, dichloromethylbromide)	Carbon Disulfide	Carbon Tetrachloride	Chlorobenzene	Chloroethane	Chloroform	Chloromethane	Cis-1,2-Dichloroethene	Cis-1,3-Dichloropropene	Dibromochloromethane (Chlorodibromomethane)	Dibromochloropropane (DBCP) (1,2-Dibromo-3-Chloropropane)
GW Standard			1 [b]	200 [a]	1 [b]	5 [a]	1 [b]	7 [a]	1 [b]	1 [a]	1 [b]	70 [a]	0,05 [a]	600 [a]	5 [a]	5 [a]	1 [b]	1 [b]	75 [a]	1 [b]	10 [b]	--	1 [b]	10 [b]	1 b	10 [b]	10 [b]	1 [b]	1 [b]	80 [a]	2 [b]	5 [a]	100 [a]	5 [b]	80 [a]	1 [b]	70 [a]	1 [b]	80 [a]	0,2 [a]
MW-6S	7/31/2019		<1.0	0.49	<1.0	<1.0	12	12.5	<1.0	<2.0	<2.0	<2.0	<2.0	<1.0	2.7	<1.0	<1.0	<1.0	<1.0	<1.0	<5.0	NS	<1.0	<10	<1.0	<5.0	<25	<1.0	<1.0	<1.0	<2.0	<1.0	<1.0	4.1	2.1	<2.0	18.4	<1.0	<1.0	<5.0
MW-6S	10/30/2019		<1.0	0.93	<1.0	<1.0	14.2	16.6	<1.0	<2.0	<2.0	<2.0	<2.0	0.5	1.9	<1.0	<1.0	<1.0	<1.0	<1.0	<5.0	NS	<1.0	<10	<1.0	<5.0	<25	<1.0	<1.0	<1.0	<2.0	<1.0	<1.0	2.5	0.68	<2.0	21.7	<1.0	<1.0	<5.0
MW-6S	10/30/2019	DUP	<1.0	0.7	<1.0	<1.0	14.3	12.3	<1.0	<2.0	<2.0	<2.0	<2.0	0.56	2.3	<1.0	<1.0	<1.0	<1.0	<1.0	<5.0	NS	<1.0	<10	<1.0	<5.0	<25	<1.0	<1.0	<1.0	<2.0	<1.0	<1.0	2.6	0.68	<2.0	15.4	<1.0	<1.0	<5.0
MW-6S	1/23/2020		<1.0	3.4	<1.0	<1.0	25.1	55.2	<1.0	<2.0	<2.0	<2.0	<2.0	<1.0	1.2	<1.0	<1.0	<1.0	<1.0	<1.0	<5.0	NA	56	<10	<1.0	<5.0	<25	<1.0	<1.0	<1.0	<2.0	<1.0	<1.0	3.6	0.86	<2.0	60.6	<1.0	<1.0	<5.0
MW-6S	10/22/2020		<1.0	0.26 J	<1.0	<1.0	12.5	14.6	<1.0	<2.0	<2.0	<2.0	<2.0	0.48 J	0.77 J	<1.0	<1.0	<1.0	<1.0	<1.0	<5.0	NS	<1.0	<10	<1.0	<5.0	<25	<1.0	<1.0	<1.0	<2.0	<1.0	<1.0	3.3	<1.0	<2.0	22.7	<1.0	<1.0	<5.0
MW-6S	12/15/2021		<1.0	<1.0	<1.0	<1.0	6	0.74 J	<1.0	<2.0	<2.0	<2.0	<2.0	<1.0	<1.0	<1.0	<1.0	<1.0	<1.0	<1.0	<5.0	NS	<1.0	<10	<1.0	<5.0	<25	<1.0	<1.0	<1.0	<2.0	<1.0	<1.0	3.5	<1.0	<2.0	1	<1.0	<1.0	<5.0
MW-6S	11/9/2022		<1.0	<1.0	<1.0	<1.0	6.3	9.5	<1.0	<2.0	<2.0	<2.0	<2.0	0.35 J	<1.0	<1.0	<1.0	<1.0	<1.0	<1.0	<5.0	NA	<1.0	<10	<1.0	<5.0	<25	<1.0	<1.0	<1.0	<2.0	<1.0	<1.0	<2.0	<1.0	<2.0	17.7	<1.0	<1.0	<5.0
MW-6S	12/13/2023		<1.0	<1.0	<1.0	<1.0	4.1	1.2	<1.0	<2.0	<2.0	<2.0	<2.0	0.35 J	<1.0	<1.0	<1.0	<1.0	<1.0	<1.0	<5.0	NA	<1.0	<10	<1.0	<5.0	<25	<1.0	<1.0	<1.0	<2.0	<1.0	<1.0	<2.0	<1.0	<2.0	2.2	<1.0	<1.0	<5.0
MW-6S	12/10/2024		<1.0	<1.0	<1.0	<1.0	3.5	1.3	<1.0	<5.0	<1.0	<5.0	<1.0	<1.0	<1.0	<1.0	<1.0	<1.0	<1.0	<1.0	<10	NA	<1.0	<10	<1.0	<10	<10	<1.0	<1.0	<1.0	<2.0	<1.0	<1.0	<5.0	<1.0	<1.0	2.6	<1.0	<1.0	<5.0
MW-6S	12/10/2024	DUP	<1.0	<1.0	<1.0	<1.0	3.2	<1.0	<1.0	<5.0	<1.0	<5.0	<1.0	<1.0	<1.0	<1.0	<1.0	<1.0	<1.0	<1.0	<10	NA	<1.0	<10	<1.0	<10	<10	<1.0	<1.0	<1.0	<2.0	<1.0	<1.0	<5.0	<1.0	<1.0	1.9	<1.0	<1.0	<5.0
MW-7S	7/20/2006		NS	61	<10	<15	70	25,5	NS	<10	NS	NS	NS	<10	66,5	<20	<10	NS	<5,0	NS	1650	NA	<5,0	<30	NS	630	2150	NS	<15	<10	<45	<15	<10	265	<10	<15	<1,204	NA	NA	NS
MW-7S	8/30/2007		NS	83	NS	NS	130	45	NS	NS	NS	NS	NS	NS	<5,0	NS	NS	NS	NS	NS	NS	NA	NS	NS	NS	NS	NS	NS	NS	NS	NS	NS	NS	170	NS	NS	<1,205	NA	NA	NS
MW-7S	12/20/2007		NS	87	<1,4	<3,5	110	50	NS	NS	NS	NS	NS	<3,0	<1,9	<4,4	<2,5	NS	<1,8	NS	NS	NA	NS	NS	NS	NS	NS	NS	NS	<2,9	NS	<5,3	<2,1	110	7	<3,6	<1,206	NA	NA	NS
MW-7S	3/18/2008		NS	80	<7,0	<18	98	47	NS	NS	NS	NS	NS	<15	<9,5	<22	<12	NS	<9,0	NS	NS	NA	NS	NS	NS	NS	NS	NS	NS	<14	NS	<26	<10	160	<17	<18	<1,207	NA	NA	NS
MW-7S	6/20/2008		NS	40	<2,8	<7,0	91	22	NS	NS	NS	NS	NS	<6,0	<3,8	<8,8	<5,0	NS	<3,6	NS	NS	NA	NS	NS	NS	NS	NS	NS	NS	<5,8	NS	<11	<4,2	160	<6,8	<7,2	<1,208	NA	NA	NS
MW-7S	9/16/2008		NS	110	<10	<20	210	180	NS	NS	NS	NS	NS	<3,8	<22	<26	<12	NS	<10	NS	NS	NA	NS	NS	NS	NS	NS	NS	NS	<6,0	NS	<22	<12	<18	<22	<20	<1,209	NA	NA	NS
MW-7S	12/15/2008		NS	160	<10	<20	110	74	NS	NS	NS	NS	NS	<6,0	<22	<26	<12	NS	<10	NS	NS	NA	NS	NS	NS	NS	NS	NS	<14	<3,8	NS	<22	<12	<18	<22	<20	<1,210	NA	NA	NS
MW-7S	3/30/2009		NS	33	<6,6	<7,4	58	25	NS	NS	NS	NS	NS	<5,4	<13	<4,0	<6	NS	<7,6	NS	NS	NA	NS	NS	NS	NS	NS	NS	NS	<7,4	NS	<7,6	<5,4	61	<4,0	<6,8	<1,211	NA	NA	NS
MW-7S	7/10/2009		NS	84	<2,3	<3,4	62	45	NS	NS	NS	NS	NS	<3,2	3,7	<3,4	<3,4	NS	<4,1	NS	NS	NA	NS	NS	NS	NS	NS	NS	NS	<3,1	NS	<5,1	<3,7	46	5,6	<5,3	<1,212	NA	NA	NS
MW-7S	9/30/2009		NS	200	<6,6	<7,4	97	100	NS	NS	NS	NS	NS	<5,4	<13	<4,0	<6,0	NS	<7,6	NS	NS	NA	NS	NS	NS	NS	NS	NS	NS	<7,4	NS	<7,6	<5,4	57	9,4	<6,8	<1,213	NA	NA	NS
MW-7S	12/10/2009		NS	52	<3,8	<8,0	49	36	NS	NS	NS	NS	NS	<8,0	<8,8	<9,8	<7,0	NS	<5,2	NS	NS	NA	NS	NS	NS	NS	NS	NS	NS	<2,2	NS	<8,4	<4,6	28	<8,0	<8,0	<1,214	NA	NA	NS
MW-7S	3/6/2010		NS	240	<1,7	<1,4	210	150	NS	NS	NS	NS	NS	<1,0	14	<2,0	<1,8	NS	<2,0	NS	NS	NA	NS	NS	NS	NS	NS	NS	NS	<2,0	NS	<1,6	<1,4	61	16	<1,0	<1,215	NA	NA	NS
MW-7S	5/29/2010		NS	150	<2,3	<3,4	130	26	NS	NS	NS	NS	NS	<3,2	<9,1	<3,4	<3,4	NS	<4,1	NS	NS	NA	NS	NS	NS	NS	NS	NS	NS	<3,1	NS	<5,1	<3,7	80	15	<5,3	<1,216	NA	NA	NS
MW-7S	8/4/2010		NS	169	<2,9	<2,9	99	74	NS	NS	NS	NS	NS	<2,6	6,3	<2,7	<2,9	NS	<2,2	NS	NS	NA	NS	NS	NS	NS	NS	NS	NS	<2,8	NS	<3,4	<2,0	24,6	7,9	<5,0	<1,217	NA	NA	NS
MW-7S	10/15/2010		NS	307	<2,9	<2,9	125	136	NS	NS	NS	NS	NS	<2,6	13,7	<2,7	<2,9	NS	<2,2	NS	NS	NA	NS	NS	NS	NS	NS	NS	NS	<2,8	NS	<3,4	<2,0	57	9,1	<5,0	<1,218	NA	NA	NS
MW-7S	2/28/2011		NS	123	<2,3	<2,2	118	85,2	NS	NS	NS	NS	NS	<2,5	10,1	<2,5	<2,0	NS	<2,3	NS	NS	NA	NS	NS	NS	NS	NS	NS	NS	<2,0	NS	<2,5	<2,0	47,5	14,3	<5,0	<1,219	NA	NA	NS
MW-7S	5/27/2011		NS	133	<2,3	<2,2	78,7	105	NS	NS	NS	NS	NS	<2,5	7,9	<2,5	<2,0	NS	<2,3	NS	NS	NA	NS	NS	NS	NS	NS	NS	NS	<2,0	NS	<2,5	<2,0	45,6	13,5	<5,0	<1,220	NA	NA	NS
MW-7S	8/24/2011		NS	85,9	<2,3	<2,2	80,1	61,8	NS	NS	NS	NS	NS	<2,5	4	<2,5	<2,0	NS	<2,3	NS	NS	NA	NS	NS	NS	NS	NS	NS	NS	<2,0	NS	<2,5	<2,0	64,2	10,3	<5,0	<1,221	NA	NA	NS
MW-7S	11/15/2011		NS	78	<2,3	<2,2	95,5	45,8	NS	NS	NS	NS	NS	<2,5	5,8	<2,5	<2,0	NS	<2,3	NS	NS	NA	NS	NS	NS	NS	NS	NS	NS	<2,0	NS	<2,5	<2,0	41,1	14,4	<5,0	<1,222	NA	NA	NS
MW-7S	2/28/2012		NS	45,1	<2,3	<2,2	124	18,8	NS	NS	NS	NS	NS	<2,5	3,6	<2,5	<2,0	NS	<2,3	NS	NS	NA	NS	NS	NS	NS	NS	NS	NS	<2,0	NS	<2,5	<2,0	43,7	7,2	<5,0	<1,223	NA	NA	NS
MW-7S	4/23/2012		NS	33,1	<1,2	<1,1	149	50,7	NS	NS	NS	NS	NS	2,5	7,2	<1,3	<1,0	NS	<1,2	NS	NS	NA	NS	NS	NS	NS	NS	NS	NS	<1,0	NS	<1,3	<1,0	43,6	8,1	<2,5	<1,224	NA	NA	NS
MW-7S	8/20/2012		NS	55,4	<1,2	<1,1	273	43,1	NS	NS	NS	NS	NS	2,5	10	<1,3	<1,0	NS	<1,2	NS	NS	NA	NS	NS	NS	NS	NS	NS	NS	<1,0	NS	<1,3	<1,0	42,3	13,7	<2,5	<1,225	NA	NA	NS
MW-7S	11/14/2012		NS	41,9	<1,2	<1,0	255	70,5	NS	NS	NS	NS	NS	1,9	9,7	<1,3	<1,3	NS	<1,0	NS	NS	NA	NS	NS	NS	NS	NS	NS	NS	<1,0	NS	<1,6	<1,0	36,2	10,7	<2,5	<1,226	NA	NA	NS
MW-7S	3/4/2013		NS	16,9	<2,4	<2,0	220	17,9	NS	NS	NS	NS	NS	<2,2	5,1	<2,6	<2,5	NS	<2,0	NS	NS	NA	NS	NS	NS	NS	NS	NS	NS	<2,0	NS	<3,1	<2,0	41,6	3,6	<5,0	<1,227	NA	NA	NS
MW-7S	6/12/2013		NS	19,1	<2,4	<2,0	207	28,6	NS	NS	NS	NS	NS	<2,2	5,3	<2,6	<2,5	NS	<2,0	NS	NS	NA	NS	NS	NS	NS	NS	NS	NS	<2,0	NS	<3,1	<2,0	53,1	4,9	<5,0	<1,228	NA	NA	NS
MW-7S	8/28/2013		NS	47,7	<2,4	<2,0	272	40,1	NS	NS	NS	NS	NS	3,4	10,9	<2,6	<2,5	NS	<2,0	NS	NS	NA	NS	NS	NS	NS	NS	NS	NS	<2,0	NS	<3,1	<2,0	48,7	13,9	<5,0	<1,229	NA	NA	NS
MW-7S	12/13/2013		NS	29,9	<0,24	<0,2	86,8	21,7	NS	NS	NS	NS	NS	1,7	2	<0,26	<0,25	NS	<0,2	NS	NS	NA	NS	NS	NS	NS	NS	NS	NS	<0,2	NS	<0,31	<0,2	36,7	3,7	2,5	<1,230	NA	NA	NS
MW-7S	3/19/2014		NS	6,9	<1,4	<1,6	50,4	<1,3	NS	NS	NS	NS	NS	3,8	<1,2	<1,8	<1,0	NS	<1,0	NS	NS	NA	NS	NS	NS	NS	NS	NS	NS	<1,3	NS	<2,0	<1,2	51,8	15,5	<2,7	<1,231	NA	NA	NS
MW-7S	6/17/2014		NS	65	<2,7	<3,2	67,4	<2,5	NS	NS	NS	NS	NS	<2,9	<2,4	<3,6	<2,0	NS	<2,0	NS	NS	NA	NS	NS	NS	NS	NS	NS	NS	<2,6	NS	<4,0	<2,4	<5,0	14,4	<5,3	<1,232	NA	NA	NS
MW-7S	12/9/2014		NS	19	<2,5	<5,0	144	14,3	NS	<25	NS	NS	NS	<5,0	<5,0	<10	<5,0	NS	<5,0	NS	NA	NA	<25	NA	NS	NA	NA	NS	<25	<5,0	NA	<5,0	<5,0	<10	39,3	<10	<1,233	NA	NA	NS
MW-7S	3/14/2015		NS	28,5	<5,0	<5,0	91,5	32,7	NS	NS	NS	NS	NS	1,6	4,6	<5,0	<5,0	NS	<5,0	NS	NS	NA	NS	NS	NS	NS	NS	NS	NS	<5,0	NS	<5,0	<5,0	17,4	29,2	<10	<1,234	NA	NA	NS
MW-7S	6/5/2015		NS	67,6	<10	<10	115	39,9	NS	NS	NS	NS	NS	<10	<10	<10	<10	NS	<10	NS	NS	<50	NS	NS	NS	NS	NS	NS	NS	<10	NS	<10	<10	18,1	36,2	<20	<1,235	<10	<10	NS
MW-7S	8/15/2015		NS	29,8	<5,0	<5,0	130	41,8	NS	NS	NS	NS	NS	1,3	3,9	<5,0	<5,0	NS	<5,0	NS	NS	<25	NS	NS	NS	NS	NS	NS	NS	<5,0	NS	<5,0	<5,0	14,6	33	<10	<1,236	<5,0	<5,0	NS
MW-7S	12/19/2015	DUP	NS	26,3	<1,0	<1,0	102	26,4	NS	NS	NS	NS	NS	1,2	2,5	<1,0	<1,0	NS	<1,0	NS	NS	<5,0	NS	NS	NS	NS	NS	NS	NS	<1,0	<1,0	NS	<1,0	<1,0	20,5	21	<2,0	<1,238	<1,0	<1,0	NS
MW-7S	12/19/2015		NS	22,8	<5,0	<5,0	107	22,7	NS	NS	NS	NS	NS	<5,0	2,1	<5,0	<5,0	NS	<5,0	NS	NS	<25	NS	NS	NS	NS	NS	NS	NS	<5,0	<5,0	NS	<5,0	<5,0	17,2	18,5	<10	<1,237	<5,0	<5,0	NS
MW-7S	3/20/2016	DUP	NS	26,6	<1,0	<1,0	109	57,5	NS	NS	NS	NS	NS	0,82	1,7	<1,0	<1,0	NS	<1,0	NS	NS	<5,0	NS	NS	NS	NS	NS	NS	NS	<1,0	NS	<1,0	<1,0	20,6	14,3	<2,0	<1,240	<1,0	<1,0	NS
MW-7S	3/20/2016		NS	24,4	<5,0	<5,0	99,7	45,6	NS	NS	NS	NS	NS	<5,0	<5,0	<5,0	<5,0	NS	<5,0	NS	NS	<25	NS	NS	NS	NS	NS	NS	NS	<5,0	NS	<5,0	<5,0	19,8	14,8	<10	<1,239	<5,0	<5,0	NS
MW-7S	6/17/2016		<5,0	24,5	<5,0	<5,0	74,2	53,3	<5,0	<10	<10	<10	<10	<5,0	1,9	<5,0	<5,0	<5,0	<5,0	<5,0	<5,0	<25	NS	<5,0	<50	<5,0	<25	<130	<5,0	<5,0	<5,0	<5,0	<10	<5,0	<5,0	15,7	14,3	<10	<1,241	<5,0	<5,0	<25
MW-7S	9/23/2016		<5,0	19,6	<5,0	<5,0	88,9	26,4	<5,0	<10	<10	<10	<10	<5,0	1,7	<5,0	<5,0	<5,0	<5,0	<5,0	<5,0	<25	NS	<5,0	<50	<5,0	<25	<130	<5,0	<5,0	<5,0	<5,0	<10	<5,0	1,2	9,1	11,2	<10	<1,242	<5,0	<5,0	<25
MW-7S	1/23/2017		<5,0	3	<5,0	<5,0	80,6	13,6	<5,0	<10	<10	<10	<10	<5,0	<5,0	<5,0	<5,0	<5,0	<5,0	<5,0	<5,0	<25	NS	<5,0	<50	<5,0	<25	<130	<5,0	<5,0	<5,0	<5,0	<10	<5,0	<5,0	12,2	6,8	<10	<1,243	<5,0	<5,0	<25
MW-7S	3/25/2017		<1,0	3,6	<1,0	<1,0	61,9	14,8	<1,0	<1,0	<2,0	<1,0	<1,0	0,86 J	<1,0	<1,0	<1,0	<1,0	<1,0	<1,0	<1,0	<10	NS	<2,0	<5,0	<2,0	<5,0	<10	<1,0	<1,0	<1,0	<2,0	<1,0	<1,0	10,7	5,1	<1,0	15,2	<1,0	<1,0	<2,0
MW-7S	7/2/2017		<2,0	2,1	<2,0	<2,0	37,6	7,9	<2,0	<4,0	<4,0	<4,0	<4,0	<2,0	<2,0	<2,0	<2,0	<2,0	<2,0	<2,0	<2,0	<10	NS	<2,0	<20	<2,0	<10	<50	<2,0	<2,0	<2,0	<2,0	<4,0	<2,0	8,8	5,7	<4,0	16,7	<2,0	<2,0	<10
MW-7S	9/22/2017	DUP	<1,0	8,9	<1,0	<1,0	89,6	18,9	<1,0	<2,0	<2,0	<2,0	<2,0	1,1	1	<1,0	<1,0	<1,0	<1,0	<1,0	<5,0	NS	<1,0	<10	<1,0	1,9	<25	<1,0	<1,0	<1,0	<2,0	<1,0	<1,0	24,1	3,8	<2,0	53,4	<1,0	<1,0	<5,0
MW-7S	9/22/2017		<1,0	8,9	<1,0	<1,0	80,2	19,8	<1,0	<2,0	<2,0	<2,0	<2,0	1,1	0,98	<1,0	<1,0	<1,0	<1,0	<1,0	<5,0	NS	<1,0	<10	<1,0	2	<25	<1,0	<1,0	<1,0	<2,0	<1,0	<1,0	23,7	3,9	<2,0	52,5	<1,0	<1,0	<5,0
MW-7S	1/11/2018		<1,0	6,4	<1,0	<1,0	98	10,2	<1,0	<2,0	<2,0	<2,0	<2,0	0,77	1,1	<1,0	<1,0	<1,0	<1,0	<1,0	<5,0	NS	<1,0	<10	<1,0	<5,0	<25	<1,0	<1,0	<1,0	<2,0	<1,0	<1,0	19,4	2,3	<2,0	61,3	<1,0	<1,0	<5,0
MW-7S	3/15/2018	DUP	<2,0	4,2	<2,0	<2,0	77,8	12,7	<2,0	<4,0	<4,0	<4,0	<4,0	<2,0	<2,0	<2,0	<2,0	<2,0	<2,0	<2,0	<2,0	<10	NS	<2,0	<20	<2,0	<10	<50	<2,0	<2,0	<2,0	<2,0	<4,0	<2,0	<2,0	9,7	2,5	<4,0	42,5	<2,0	<2,0	<10
MW-7S	3/15/2018		<2,0	4,1	<2,0	<2,0	70	11,5	<2,0	<4,0	<4,0	<4,0	<4,0	<2,0	<2,0	<2,0	<2,0	<2,0	<2,0	<2,0	<2,0	<10	NS	<2,0	<20	<2,0	<10	<50	<2,0	<2,0	<2,0	<2,0	<4,0	<2,0	<2,0	8,9	2,2	<4,0	40	<2,0	<2,0	<10
MW-7S	6/27/2018		<1,0	0.81 J	<1,0	<1,0	24,3	1,2	<1,0	<2,0	<2,0	<2,0	<2,0	0,51 J	<1,0	<1,0	<1,0	<1,0	<1,0	<1,0	<5,0	NS	<1,0	<10	<1,0	<5,0	<25	<1,0	<1,0	<1,0	<2,0	<1,0	<1,0	9,8	2,4	<2,0	9,7	<1,0	<1,0	<5,0
MW-7S	10/18/2018	DUP	<1,0	11,7	<1,0	<1,0	98,1	9	<1,0	<2,0	<2,0	<2,0	<2,0	0,65 J	2,1	<1,0	<1,0	<1,0	<1,0	<1,0	<5,0	NS	0,24 J	<10	<1,0	<5,0	<25	<1,0	<1,0	<1,0	<2,0	<1,0	<1,0	26,6	2,7	<2,0	56,4	<1,0	<1,0	<5,0
MW-7S	10/18/2018		<1,0	11,4 J	<1,0	<1,0	82,6	8,8	<1,0	<2,0	<2,0	<2,0	<2,0	0,61 J	2,1	<1,0	<1,0	<1,0	<1,0	<1,0	<5,0	NS	0,25 J	<10	<1,0	<5,0	<25	<1,0	<1,0	<1,0	<2,0	<1,0	<1,0	25,2	2,7	<2,0	55,2	<1,0	<1,0	<5,0
MW-7S	1/23/2019		<1,0	10,8	<1,0	<1,0	31,6	8,2	<1,0	<2,0	<2,0	<2,0	<2,0	<1,0	0,84 J	<1,0	<1,0	<1,0	<1,0	<1,0	<5,0	NS	<1,0	<10	<1,0	<5,0	<25	<1,0	<1,0	<1,0	<2,0	<1,0	<1,0	12,1	2	<2,0	61,1	<1,0	<1,0	<5,0
MW-7S	4/24/2019		<1,0	5,2	<1,0	<1,0	18,6	4,5	<1,0	<2,0	<2,0	<2,0	<2,0	<1,0	0,51 J	<1,0	<1,0	<1,0	<1,0	<1,0	<5,0	NA	<1,0	<10	<1,0	<5,0	<25	<1,0	<1,0	<1,0	<2,0	<1,0	<1,0	<2,0	0,99 J	<2,0	38,6	<1,0	<1,0	<5,0
MW-7S	7/31/2019		<1,0	2,4	<1,0	<1,0	15	2,3	<1,0	<2,0	<2,0	<2,0	<2,0	<1,0	<1,0	<1,0	<1,0	<1,0	<1,0	<1,0	<5,0	NS	<1,0	<10	<1,0	<5,0	<25	<1,0	<1,0	<1,0	<2,0	<1,0	<1,0	4	0,84	<2,0	23,6	<1,0	<1,0	<5,0
MW-7S	10/31/2019		<1,0	2,7	<1,0	<1,0	18,1	4,3	<1,0	<2,0	<2,0	<2,0	<2,0	<1,0	0,56	<1,0	<1,0	<1,0	<1,0	<1,0	<5,0	NS	<1,0	<10	<1,0	<5,0	<25	<1,0	<1,0	<1,0	<2,0	<1,0	<1,0	4	0,85	<2,0	33,6	<1,0	<1,0	<5,0
MW-7S	1/23/2020		<1,0	3,5	<1,0	<1,0	20,4	3,3	<1,0	<2,0	<2,0	<2,0	<2,0	<1,0	0,47	<1,0	<1,0	<1,0	<1,0	<1,0	<5,0	NA	69,4	<10	<1,0	<5,0	<25	<1,0	<1,0	<1,0	<2,0	<1,0	<1,0	2,1	0,66	<2,0	28	<1,0	<1,0	<5,0
MW-7S	10/22/2020	DUP	<1,0	6	<1,0	<1,0	91,2	8,4	<1,0	<10	<2,0	<10	<2,0	<1,0	1,5	<1,0	<1,0	<1,0	<1,0	<1,0	<5,0	NS	<1,0	<10	<1,0	<5,0	<25	<1,0	<1,0	<1,0	<2,0	<1,0	<1,0	14,5	0,98 J	<2,0	45,1	<1,0	<1,0	<25
MW-7S	10/22/2020		<1,0	5,8	<1,0	<1,0	89,7	8,2	<1,0	<10	<2,0	<10	<2,0	<1,0	1,6	<1,0	<1,0	<1,0	<1,0	<1,0	<5,0	NS	<1,0	<10	<1,0	<5,0	<25	<1,0	<1,0	<1,0	<2,0	<1,0	<1,0	13,8	0,98 J	<2,0	43,9	<1,0	<1,0	<25
MW-7S	12/15/2021	DUP	<2,5	10,3	<2,5	<2,5	38,9	11	<2,5	<5,0	<5,0	<5,0	<5,0	<2,5	3,8	<2,5	<2,5	<2,5	<2,5	<2,5	<13	NS	<2,5	<25	<2,5	<13	<63	<2,5	<2,5	<2,5	<5,0	<2,5	<2,5	35,4	1,6 J	<5,0	89	<2,5	<2,5	<13
MW-7S	12/15/2021		<2,5	9,5	<2,5	<2,5	32,7	10,3	<2,5	<5,0	<5,0	<5,0	<5,0	<2,5	3,6	<2,5	<2,5	<2,5	<2,5	<2,5	<13	NS	<2,5	<25	<2,5	<13	<63	<2,5	<2,5	<2,5	<5,0	<2,5	<2,5	18	1,4 J	<5,0	90,3	<2,5	<2,5	<13
MW-7S	11/9/2022		<2,5	4,1	<2,5	<2,5	20,1	5,4	<2,5	<5,0	<5,0	<5,0	<5,0	<2,5	<2,5	<2,5	<2,5	<2,5	<2,5	<2,5	<13	NA	<2,5	<25	<2,5	<13	<63	<2,5	<2,5	<2,5	<5,0	<2,5	<2,5	3,3 J	<2,5	<5,0	37,9	<2,5	<2,5	<13
MW-7S	12/13/2023		<1,0	2,2	<1,0	<1,0	10,1	2,6	<1,0	<10	<2,0	<10	<2,0	<1,0	3,2	<1,0	<10	<2,0	<10	<2,0	<1,0	<1,0	<1,0	<10	<2,0	<10	<2,0	<1,0	<1,0	<10	<2,0	<10	<2,0	<1,0	<4,0	<1,0	<2,0	21,8	<1,0	<1,0	<5,0
MW-7S	12/10/2024		<5,0	240	<5,0	<5,0	120	130	<5,0	<25	<5,0	<25	<5,0	<5,0	13	<5,0	<5,0	<5,0	<5,0	<5,0	<5,0	<50	NA	<5,0	<50	<5,0	<50	210	<5,0	<5,0	<5,0	<5,0	<10	<5,0	<25	45	<5,0	1000	<5,0	<5,0	<25
MW-8S	7/26/2006		NS	2160	<20	<30	1730	2360	NS	<20	NS	NS	NS	<20	482	<40	<20	NS

Appendix A
Groundwater Analytical Results - February 2003 - December 2024 (µg/L)
Perma-Fix of South Georgia Inc., Valdosta, GA

			Chlorinated and Non-Chlorinated VOCs																																		
Sample Location	Sample Date	QA/QC Reference	1,1,1,2-Tetrachloroethane	1,1,1-Trichloroethane	1,1,2,2-Tetrachloroethane	1,1,2-Trichloroethane	1,1-Dichloroethane	1,1-Dichloroethene	1,1-Dichloropropene	1,2,3-Trichlorobenzene	1,2,3-Trichloropropane	1,2,4-Trichlorobenzene	1,2-Dibromoethane (EDB) (Ethylene dibromide)	1,2-Dichlorobenzene	1,2-Dichloroethane	1,2-Dichloropropane	1,3-Dichlorobenzene	1,3-Dichloropropane	1,4-Dichlorobenzene (para dichlorobenzene)	2,2-Dichloropropane	2-Butanone (MEK)	2-Chloroethyl Vinyl Ether	2-Chlorotoluene	2-Hexanone	4-Chlorotoluene	4-Methyl-2-Pentanone (MIBK)	Acetone	Bromobenzene	Bromochloromethane (Chlorobromomethane)	Bromodichloromethane (dichlorobromomethane, dichloromethylbromide)	Carbon Disulfide	Carbon Tetrachloride	Chlorobenzene	Chloroethane	Chloroform	Chloromethane	Cis-1,2-Dichloroethene	Cis-1,3-Dichloropropene	Dibromochloromethane (Chlorodibromomethane)	Dibromochloropropane (DBCP) (1,2-Dibromo-3-Chloropropane)
GW Standard			1 [b]	200 [a]	1 [b]	5 [a]	1 [b]	7 [a]	1 [b]	1 [a]	1 [b]	70 [a]	0,05 [a]	600 [a]	5 [a]	5 [a]	1 [b]	1 [b]	75 [a]	1 [b]	10 [b]	--	1 [b]	10 [b]	1 b	10 [b]	10 [b]	1 [b]	1 [b]	80 [a]	2 [b]	5 [a]	100 [a]	5 [b]	80 [a]	1 [b]	70 [a]	1 [b]	80 [a]	0,2 [a]
MW-8S	7/10/2009		NS	2500	<0.23	12	770	940	NS	NS	NS	NS	NS	1.7	320	20	<0.34	NS	<0.41	NS	NS	NA	NS	NS	NS	NS	NS	NS	NS	<0.31	NS	<0.51	<0.37	50	370	43	<1.253	NA	NA	NS
MW-8S	9/30/2009		NS	1700	<330	<370	770	1600	NS	NS	NS	NS	NS	<270	<650	<200	<300	NS	<380	NS	NS	NA	NS	NS	NS	NS	NS	NS	NS	<370	NS	<380	<270	<300	420	<340	<1.254	NA	NA	NS
MW-8S	12/10/2009		NS	<70	<380	<800	<700	<640	NS	NS	NS	NS	NS	<800	<880	<980	<700	NS	<520	NS	NS	NA	NS	NS	NS	NS	NS	NS	NS	<220	NS	<840	<460	<680	<800	<800	<1,255	NA	NA	NS
MW-8S	3/6/2010		NS	740	<17	<14	470	820	NS	NS	NS	NS	NS	<10	110	<20	<18	NS	<20	NS	NS	NA	NS	NS	NS	NS	NS	NS	NS	<20	NS	<16	<14	<36	110	<10	<1.256	NA	NA	NS
MW-8S	5/29/2010		NS	560	<46	<68	600	990	NS	NS	NS	NS	NS	<64	240	<68	<68	NS	<82	NS	NS	NA	NS	NS	NS	NS	NS	NS	NS	<62	NS	<100	<74	<130	290	<110	<1,257	NA	NA	NS
MW-8S	8/4/2010		NS	834	<58	<58	643	875	NS	NS	NS	NS	NS	<52	340	<54	<58	NS	<44	NS	NS	NA	NS	NS	NS	NS	NS	NS	NS	<56	NS	<68	<40	<100	430	<100	<1,258	NA	NA	NS
MW-8S	10/15/2010		NS	728	<73	<73	658	940	NS	NS	NS	NS	NS	<65	370	<68	<73	NS	<55	NS	NS	NA	NS	NS	NS	NS	NS	NS	NS	<70	NS	<85	<50	<130	377	<130	<1,259	NA	NA	NS
MW-8S	2/28/2011		NS	416	<23	<22	592	634	NS	NS	NS	NS	NS	<25	268	<25	<20	NS	<23	NS	NS	NA	NS	NS	NS	NS	NS	NS	NS	<20	NS	<25	<20	83,6	277	<50	<1,260	NA	NA	NS
MW-8S	5/27/2011		NS	255	<23	<22	537	513	NS	NS	NS	NS	NS	<25	239	<25	<20	NS	<23	NS	NS	NA	NS	NS	NS	NS	NS	NS	NS	<20	NS	<25	<20	95,4	283	<50	<1,261	NA	NA	NS
MW-8S	8/24/2011		NS	467	<23	<22	852	800	NS	NS	NS	NS	NS	<25	525	<25	<20	NS	<23	NS	NS	NA	NS	NS	NS	NS	NS	NS	NS	<20	NS	<25	<20	113	577	<50	<1,262	NA	NA	NS
MW-8S	11/15/2011		NS	228	<23	<22	476	320	NS	NS	NS	NS	NS	<25	245	<25	<20	NS	<23	NS	NS	NA	NS	NS	NS	NS	NS	NS	NS	<20	NS	<25	<20	141	298	<50	<1,263	NA	NA	NS
MW-8S	2/28/2012		NS	115	<12	<11	334	135	NS	NS	NS	NS	NS	<13	195	<13	<10	NS	<12	NS	NS	NA	NS	NS	NS	NS	NS	NS	NS	<10	NS	<13	<10	102	245	<25	<1,264	NA	NA	NS
MW-8S	4/23/2012		NS	181	<5,8	<5,5	407	295	NS	NS	NS	NS	NS	<6,3	138	<6,3	<5,0	NS	<5,8	NS	NS	NA	NS	NS	NS	NS	NS	NS	NS	<5,0	NS	<6,3	<5,0	184	138	<13	<1,265	NA	NA	NS
MW-8S	8/20/2012		NS	143	<5,8	<5,5	269	136	NS	NS	NS	NS	NS	<6,3	226	<6,3	<5,0	NS	<5,8	NS	NS	NA	NS	NS	NS	NS	NS	NS	NS	<5,0	NS	<6,3	<5,0	181	184	<13	<1,266	NA	NA	NS
MW-8S	11/14/2012		NS	212	<12	<10	352	107	NS	NS	NS	NS	NS	<11	261	<13	<13	NS	<10	NS	NS	NA	NS	NS	NS	NS	NS	NS	NS	<10	NS	<16	<10	271	203	<25	<1,267	NA	NA	NS
MW-8S	3/4/2013		NS	95,6	<12	<10	199	169	NS	NS	NS	NS	NS	<11	272	<13	<13	NS	<10	NS	NS	NA	NS	NS	NS	NS	NS	NS	NS	<10	NS	<16	<10	225	246	26,9	<1,268	NA	NA	NS
MW-8S	6/12/2013		NS	60,5	<12	<10	157	120	NS	NS	NS	NS	NS	<11	268	<13	<13	NS	<10	NS	NS	NA	NS	NS	NS	NS	NS	NS	NS	<10	NS	<16	<10	240	200	126	<1,269	NA	NA	NS
MW-8S	8/29/2013		NS	66,6	<12	<10	187	138	NS	NS	NS	NS	NS	<11	383	<13	<13	NS	<10	NS	NS	NA	NS	NS	NS	NS	NS	NS	NS	<10	NS	<16	<10	253	203	197	<1,270	NA	NA	NS
MW-8S	12/13/2013		NS	107	<2,4	<2,0	54,1	14,6	NS	NS	NS	NS	NS	<2,2	115	<2,6	<2,5	NS	<2,0	NS	NS	NA	NS	NS	NS	NS	NS	NS	NS	<2,0	NS	<3,1	<2,0	87,2	76,8	39,5	<1,271	NA	NA	NS
MW-8S	3/19/2014		NS	28,5	<14	<16	103	45,8	NS	NS	NS	NS	NS	<15	191	<18	<10	NS	<10	NS	NS	NA	NS	NS	NS	NS	NS	NS	NS	<13	NS	<20	<12	181	130	55	<1,272	NA	NA	NS
MW-8S	6/17/2014		NS	71,4	<14	<16	221	114	NS	NS	NS	NS	NS	<15	529	<18	<10	NS	<10	NS	NS	NA	NS	NS	NS	NS	NS	NS	NS	<13	NS	<20	<12	129	438	69,5	<1,273	NA	NA	NS
MW-8S	12/9/2014		NS	39,6	<0,50	<1,0	74	25	NS	<5,0	NS	NS	NS	0,83	144	<2,0	<1,0	NS	<1,0	NS	NA	NA	1,4	NA	NS	NS	NA	NA	NS	<5,0	<1,0	NA	<1,0	<1,0	73,6	102	22,1	<1,274	NA	NA	NS
MW-8S	3/14/2015		NS	26,1	<1,0	4,3	79,4	28,9	NS	NS	NS	NS	NS	0,75	88,8	2,3	<1,0	NS	<1,0	NS	NS	NA	NS	NS	NS	NS	NS	NS	NS	<1,0	NS	<1,0	<1,0	99,2	56,6	18,7	<1,275	NA	NA	NS
MW-8S	6/5/2015		NS	11,7	<25	<25	65	27,8	NS	NS	NS	NS	NS	<25	145	<25	<25	NS	<25	NS	NS	<130	NS	NS	NS	NS	NS	NS	NS	<25	NS	<25	<25	62,6	99,4	26,7	<1,276	<25	<25	NS
MW-8S	8/15/2015	DUP	NS	10,2	<1,0	<1,0	55,2	24,7	NS	NS	NS	NS	NS	0,78	90,9	1,3	<1,0	NS	<1,0	NS	NS	<5,0	NS	NS	NS	NS	NS	NS	NS	<1,0	NS	<1,0	<1,0	66,6	62,1	21,3	<1,278	<1,0	<1,0	NS
MW-8S	8/15/2015		NS	9,7	<25	<25	57,7	<25	NS	NS	NS	NS	NS	<25	118	<25	<25	NS	<25	NS	NS	<130	NS	NS	NS	NS	NS	NS	NS	<25	NS	<25	<25	<50	73,9	<50	<1,277	<25	<25	NS
MW-8S	12/20/2015		NS	18,5	<25	<25	81,8	39,9	NS	NS	NS	NS	NS	<25	168	<25	<25	NS	<25	NS	NS	<130	NS	NS	NS	NS	NS	NS	<25	<25	NS	<25	<25	66,4	121	23,1	<1,279	<25	<25	NS
MW-8S	3/20/2016		NS	16,5	<50	<50	66,3	45,1	NS	NS	NS	NS	NS	<50	140	<50	<50	NS	<50	NS	NS	<250	NS	NS	NS	NS	NS	NS	NS	<50	NS	<50	<50	79	84,9	<100	<1,280	<50	<50	NS
MW-8S	6/16/2016		<100	<100	<100	<100	71,4	50,5	<100	<200	<200	<200	<200	<100	200	<100	<100	<100	<100	<100	1760	NS	<100	<1000	<100	<500	3180	<100	<100	<100	<200	<100	<100	<200	147	<200	<1,281	<100	<100	<500
MW-8S	9/24/2016		<100	<100	<100	<100	74,2	38,6	<100	<200	<200	<200	<200	<100	177	<100	<100	<100	<100	<100	1300	NS	<100	<1000	<100	162	1470	<100	<100	<100	<200	<100	25,8	<200	105	<200	<1,282	<100	<100	<500
MW-8S	1/23/2017	DUP	<25	26,4	<25	<25	91,8	37,4	<25	<50	<50	<50	<50	<25	168	<25	<25	<25	<25	<25	2980	NS	<25	<250	<25	308	3340	<25	<25	<25	<50	<25	<25	64,3	105	15	<1,284	<25	<25	<130
MW-8S	1/23/2017		<50	24	<50	<50	86,4	43,5	<50	<100	<100	<100	<100	<50	163	<50	<50	<50	<50	<50	2700	NS	<50	<500	<50	334	2940	<50	<50	<50	<100	<50	<50	53,1	98,1	<100	<1,283	<50	<50	<250
MW-8S	3/25/2017		<5,0	23,6	<5,0	<5,0	59,4	34,3	<5,0	<5,0	<10	<5,0	<5,0	<5,0	126	<5,0	<5,0	<5,0	<5,0	<5,0	1860	NS	<10	<25	<10	253	2100	<5,0	<5,0	<5,0	<10	<5,0	<5,0	48,1	72,9	9,3	1030	<5,0	<5,0	<10
MW-8S	7/2/2017		<20	15,4	<20	<20	61,8	22,6	<20	<40	<40	<40	<40	<20	139	<20	<20	<20	<20	<20	2650	NS	<20	<200	<20	297	2560	<20	<20	<20	<40	<20	<20	55,8	83,5	12,3	1070	<20	<20	<100
MW-8S	9/22/2017		<25	24,4	<25	<25	80,6	36,2	<25	<50	<50	<50	<50	<25	290	<25	<25	<25	<25	<25	4330	NS	<25	<250	<25	455	3790	<25	<25	<25	<50	<25	<25	53,4	158	22	1910	<25	<25	<130
MW-8S	1/12/2018	DUP	<2,0	3,6	<2,0	<2,0	33,1	12,3	<2,0	<4,0	<4,0	<4,0	<4,0	1,1	97,8	0,92	<2,0	<2,0	<2,0	<2,0	1640	NS	<2,0	<20	<2,0	246	1390	<2,0	<2,0	<2,0	<4,0	<2,0	<2,0	27,7	44,5	3,2	646	<2,0	<2,0	<10
MW-8S	1/12/2018		<20	<20	<20	<20	42,8	13,2	<20	<40	<40	<40	<40	<20	108	<20	<20	<20	<20	<20	1850	NS	<20	<200	<20	215	1640	<20	<20	<20	<40	<20	<20	28,9	50,9	<40	624	<20	<20	<100
MW-8S	3/15/2018		<25	34,9	<25	<25	68	32,3	<25	<50	<50	<50	<50	<25	190	<25	<25	<25	<25	<25	734	NS	<25	<250	<25	355	2440	<25	<25	<25	<50	<25	<25	44,8	106	15,2	1150	<25	<25	<130
MW-8S	6/27/2018		<50	<50	<50	<50	72,3	27,2 J	<50	<100	<100	<100	<100	<50	232	<50	<50	<50	<50	<50	1410	NS	<50	<500	<50	201 J	1750	<50	<50	<50	<100	<50	<50	<100	131	<100	1410	<50	<50	<250
MW-8S	10/19/2018	DUP	<1,0	5,2	<1,0	1,4	78	25,7	<1,0	<2,0	<2,0	<2,0	<2,0	2,8	251	1,5	<1,0	<1,0	<1,0	<1,0	1700	NS	0,48 J	2,8 J	<1,0	290	2390	<1,0	7,1	<1,0	<2,0	<1,0	<1,0	16,3	135	16,8	1190	<1,0	<1,0	<5,0
MW-8S	10/19/2018		<50	<50	<50	<50	70,3	22,0 J	<50	<100	<100	<100	<100	<50	303	<50	<50	<50	<50	<50	2270	NS	<50	<500	<50	282	2780	<50	<50	<50	<100	<50	<50	<100	163	<100	1280	<50	<50	<250
MW-8S	1/23/2019		<100	<100	<100	<100	90,5 J	34,3 J	<100	<200	<200	<200	<200	<100	361	<100	<100	<100	<100	<100	1860	NS	<100	<1000	<100	200 J	3380	<100	<100	<100	<200	<100	<100	<200	218	<200	1330	<100	<100	<500
MW-8S	4/25/2019		<100	<100	<100	<100	120 J	44,4 J	<100	<200	<200	<200	<200	<100	456 J	<100	<100	<100	<100	<100	2430 J	NA	<100	<1000	<100	169 J	<2500	<100	<100	<100	<200	<100	<100	<200	283 J	<200	1620	<100	<100	<500
MW-8S	4/25/2019	DUP	<20	<20	<20	<20	92,5 J	31,2	<20	<40	<40	<40	<40	<20	333 J	<20	<20	<20	<20	<20	1920 J	NA	<20	<200	<20	241	<500	<20	<20	<20	<40	<20	<20	<40	221 J	13,6 J	1510	<20	<20	<100
MW-8S	8/1/2019			<100	<100	<100	114	<100	<100	<200	<200	<200	<200	<100	489	<100	<100	<100	<100	<100	2460	NS	<100	<1000	<100	323	4330	<100	<100	<100	<200	<100	<100	<200	250	<200	1630	<100	<100	<500
MW-8S	10/29/2019			<100	<100	<100	115	<100	<100	<200	<200	<200	<200	<100	472	<100	<100	<100	<100	<100	1800	NS	<100	<1000	<100	308	3060	<100	<100	<100	<200	<100	<100	<200	200	<200	1510	<100	<100	<500
MW-8S	1/24/2020			7,6 J	<25	<25	73,3	18,8 J	<25	<50	<50	<50	<50	<25	241	<25	<25	<25	<25	<25	1560	NA	449	<250	<25	297	2070	<25	<25	<25	<50	<25	<25	22,6 J	77,6	<50	718	<25	<25	<125
MW-8S	1/24/2020	DUP		10,7 J	<20	<20	68,6	20,4	<20	<40	<40	<40	<40	<20	231	<20	<20	<20	<20	<20	1490	NA	493	<200	<20	251	2000	<20	<20	<20	<40	<20	<20	17,3 J	75,8	<40	747	<20	<20	<100
MW-8S	10/22/2020	DUP	<50	<50	<50	<50	90	<50	<50	<200	<100	<200	<100	<50	439	<50	<50	<50	<50	<50	2850	NS	<50	<500	<50	273	5520	<50	<50	<50	<100	<50	<50	<100	169	<100	1170	<50	<50	<500
MW-8S	10/22/2020		<50	<50	<50	<50	94,1	<50	<50	<200	<100	<200	<100	<50	426	<50	<50	<50	<50	<50	2550	NS	<50	<500	<50	272	4920	<50	<50	<50	<100	<50	<50	<100	165	NA	1140	<50	<50	<500
MW-8S	12/16/2021		<100	<100	<100	<100	97 J	<100	<100	<200	<200	<200	<200	<100	471	<100	<100	<100	<100	<100	3400	NS	<100	<1000	<100	248 J	6650	<100	<100	<100	<200	<100	<100	<200	176	<200	1450	<100	<100	<500
MW-8S	11/9/2022		<200	<200	<200	<200	77,9 J	<200	<200	<400	<400	<400	<400	<200	315	<200	<200	<200	<200	<200	3340	NA	<200	<2000	<200	312 J	5840	<200	<200	<200	<400	<200	<200	<400	126 J	<400	1300	<200	<200	<1000
MW-8S	11/10/2023		<50	35,6	<50	<50	71,4	39,1 J	<50	<200	<100	<200	<100	<50	342	<50	<50	<50	<50	<50	3910	NS	<50	<500	<50	262	8110	<50	<50	<50	<100	<50	<50	<100	128	NA	1330	<50	<50	<500
MW-8S	12/10/2024		<5,0	<5,0	<5,0	<5,0	100	<50	<5,0	<25	<5,0	<25	<5,0	8,6	300	<5,0	<5,0	<5,0	<5,0	<5,0	2100	NA	<5,0	<50	<5,0	230	4600	<5,0	<5,0	<5,0	<10	<5,0	<5,0	39	130	<5,0	970	<5,0	<5,0	<25
MW-9S	7/26/2006		NS	183	<2,0	<3,0	16,4	282	NS	<2,0	NS	NS	NS	<2,0	<1,0	<4,0	<2,0	NS	<1,0	NS	<20	NA	<1,0	<6	NS	<20	<20	NS	<3,0	<2,0	<9	<3,0	<2,0	<3,0	7,2	<3,0	<1,285	NA	NA	NS
MW-9S	8/30/2007		NS	1700	NS	NS	120	900	NS	NS	NS	NS	NS	NS	<5,0	NS	NS	NS	NS	NS	NS	NA	NS	NS	NS	NS	NS	NS	NS	NS	NS	NS	NS	<15	NS	<1,286	NA	NA	NS
MW-9S	12/20/2007		NS	1100	<7	<18	71	550	NS	NS	NS	NS	NS	<15	<9,5	<22	<12	NS	<9	NS	NS	NA	NS	NS	NS	NS	NS	NS	NS	<14	NS	190	<10	<42	28	<18	<1,287	NA	NA	NS
MW-9S	3/18/2008		NS	1800	<7,0	<18	40	1000	NS	NS	NS	NS	NS	<15	<9,5	<22	<12	NS	<9,0	NS	NS	NA	NS	NS	NS	NS	NS	NS	NS	<14	NS	<26	<10	<42	<17	<18	<1,288	NA	NA	NS
MW-9S	6/20/2008		NS	730	<7,0	<18	42	370	NS	NS	NS	NS	NS	<15	<9,5	<22	<12	NS	<9,0	NS	NS	NA	NS	NS	NS	NS	NS	NS	NS	<14	NS	<26	<10	<42	22	<18	<1,289	NA	NA	NS
MW-9S	9/22/2008		NS	1200	<10	<20	60	480	NS	NS	NS	NS	NS	<3,8	<22	<26	<12	NS	<10	NS	NS	NA	NS	NS	NS	NS	NS	NS	NS	<6,0	NS	100	<12	<18	30	<20	<1,290	NA	NA	NS
MW-9S	12/15/2008		NS	770	<10	<20	38	380	NS	NS	NS	NS	NS	<6,0	<22	<26	<12	NS	<10	NS	NS	NA	NS	NS	NS	NS	NS	NS	NS	<14	<3,8	NS	210	<12	<18	<22	<20	<1,291	NA	NA	NS
MW-9S	3/30/2009		NS	280	<3,3	<3,7	9	130	NS	NS	NS	NS	NS	<2,7	<6,5	<2,0	<3,0	NS	<3,8	NS	NS	NA	NS	NS	NS	NS	NS	NS	NS	<3,7	NS	<3,8	<2,7	<3,0	<2,0	<3,4	<1,292	NA	NA	NS
MW-9S	7/10/2009		NS	820	<0,23	0.44	39	200	NS	NS	NS	NS	NS	<0.32	5.2	1.6	<0.34	NS	<0,41	NS	NS	NA	NS	NS	NS	NS	NS	NS	NS	<0.31	NS	<0.51	<0.37	<0,66	19	<0,53	<1,293	NA	NA	NS
MW-9S	9/30/2009		NS	370	<6.6	<7.4	21	180	NS	NS	NS	NS	NS	<5,4	<13	<4,0	<6,0	NS	<7,6	NS	NS	NA	NS	NS	NS	NS	NS	NS	NS	<7,4	NS	<7,6	<5,4	<6,0	9,8	<6,8	<1,294	NA	NA	NS
MW-9S	12/10/2009		NS	130	<3,8	<8,0	<7,0	56	NS	NS	NS	NS	NS	<8,0	<8,8	<9,8	<7,0	NS	<5,2	NS	NS	NA	NS	NS	NS	NS	NS	NS	NS	<2,2	NS	<8,4	<4,6	<6,8	<8,0	<8,0	<1,295	NA	NA	NS
MW-9S	3/6/2010		NS	130	<0,42	<0,34	6,6	47	NS	NS	NS	NS	NS	<0,26	<0,41	<0,49	<0,46	NS	<0,50	NS	NS	NA	NS	NS	NS	NS	NS	NS	NS	<0,50	NS	<0,41	<0,34	<0,90	3	<0,25	<1,296	NA	NA	NS
MW-9S	5/29/2010		NS	81	<4,6	<6,8	<9	62	NS	NS	NS	NS	NS	<6,4	<6,8	<6,8	<6,8	NS	<8,2	NS	NS	NA	NS	NS	NS	NS	NS	NS	NS	<6,2	NS	<10	<7,4	<13	<7,4	<11	<1,297	NA	NA	NS
MW-9S	8/4/2010		NS	1000	<15	<15	64,9	596	NS	NS	NS	NS	NS	<13	<17	<14	<15	NS	<11	NS	NS	NA	NS	NS	NS	NS	NS	NS	NS	<14	NS	<17	<10	<26	27,8	<25	<1,298	NA	NA	NS
MW-9S	10/15/2010	DUP	NS	514	<0,29	<0.29	38,7	326	NS	NS	NS	NS	NS	<0.26	0.4	0.52	<0.29	NS	<0.22	NS	NS	NA	NS	NS	NS	NS	NS	NS	NS	<0.28	NS	<0.34	<0.2	<0,51	14.9	<0.5	<1,300	NA	NA	NS
MW-9S	10/15/2010		NS	534	<5,8	<5,8	35,5	292	NS	NS	NS	NS	NS	<5,2	<6,6	<5,4	<5,8	NS	<4,4	NS	NS	NA	NS	NS	NS	NS	NS	NS	NS	<5,6	NS	<6,8	<4,0	<10	13,4	<10	<1,299	NA	NA	NS
MW-9S	2/28/2011		NS	306	<4,6	<4,4	20,6	214	NS	NS	NS	NS	NS	<5,0	<4,0	<5,0	<4,0	NS	<4,6	NS	NS	NA	NS	NS	NS	NS	NS	NS	NS	<4,0	NS	<5,0	<4,0	<10	9,5	<10	<1,301	NA	NA	NS
MW-9S	5/27/2011		NS	724	<4,6	<4,4	62,3	615	NS	NS	NS	NS	NS	<5,0	<4,0	<5,0	<4,0	NS	<4,6	NS	NS	NA	NS	NS	NS	NS	NS	NS	NS	<4,0	NS	<5,0	<4,0	<10	28,2	<10	<1,302	NA	NA	NS
MW-9S	8/24/2011		NS	1520	<12	<11	126	1390	NS	NS	NS	NS	NS	<13	<10	<13	<10	NS	<12	NS	NS	NA	NS	NS	NS	NS	NS	NS	NS	<10	NS	<13	<10	<25	55,6	<25	<1,303	NA	NA	NS
MW-9S	11/15/2011		NS	585	<12	<11	44,9	455	NS	NS	NS	NS	NS	<13	<10	<13	<10	NS	<12	NS	NS	NA	NS	NS	NS	NS	NS	NS	NS	<10	NS	<13	<10	<25	34	<25	<1,304	NA	NA	NS
MW-9S	2/28/2012		NS	196	<2,3	<2,2	14	137	NS	NS	NS	NS	NS	<2,5	<2,0	<2,5	<2,0	NS	<2,3	NS	NS	NA	NS	NS	NS	NS	NS	NS	NS	<2,0	NS	<2,5	<2,0	<5,0	6,3	<5,0	<1,305	NA	NA	NS
MW-9S	4/23/2012		NS	493	<1,2	<1,1	35,2	347	NS	NS	NS	NS	NS	<1,3	<1,0	<1,3	<1,0	NS	<1,2	NS	NS	NA	NS	NS	NS	NS	NS	NS	NS	<1,0	NS	<1,3	<1,0	<2,5	14,8	<2,5	<1,306	NA	NA	NS
MW-9S	8/20/2012		NS	1750	<1,2	<1,1	111	1410	NS	NS	NS	NS	NS	<1,3	2	1,7	<1,0	NS	<1,2	NS	NS	NA	NS	NS	NS	NS	NS	NS	NS	<1,0	NS	<1,3	<1,0	<2,5	48,8	<2,5	<1,307	NA	NA	NS
MW-9S	11/14/2012		NS	830	<1,0	<1,0	64,3	483	NS	NS	NS	NS	NS	<1,1	<1,1	<1,3	<1,3	NS	<1,0	NS	NS	NA	NS	NS	NS	NS	NS	NS	NS	<1,0	NS	<1,6	<1,0	<2,5	27,1	<2,5	<1,308	NA	NA	NS
MW-9S	3/4/2013		NS	64,8	<0,6	<0,5	5,4	55,8	NS	NS	NS	NS	NS	<0,54	<0,56	<0,66	<0,64	NS	<0,5	NS	NS	NA	NS	NS	NS	NS	NS	NS	NS	<0,5	NS	<0,78	<0,5	<1,3	2,5	<1,3	<1,309	NA	NA	NS
MW-9S	6/11/2013		NS	1150	<12	<10	86,5	782	NS	NS	NS	NS	NS	<11	<11	<13	<13	NS	<10	NS	NS	NA	NS	NS	NS	NS	NS	NS	NS	<10	NS	162	<10	<25	37,8	<25	<1,310	NA	NA	NS
MW-9S	8/28/2013		NS	1310	<12	<10	117	908	NS	NS	NS	NS	NS	<11	<11	<13	<13	NS	<10	NS	NS	NA	NS	NS	NS	NS	NS	NS	NS	<10	NS	<16	<10	<25	54,7	<25	<1,311	NA	NA	NS

Appendix A
Groundwater Analytical Results - February 2003 - December 2024 (µg/L)
Perma-Fix of South Georgia Inc., Valdosta, GA

			Chlorinated and Non-Chlorinated VOCs																																		
Sample Location	Sample Date	QA/QC Reference	1,1,1,2-Tetrachloroethane	1,1,1-Trichloroethane	1,1,2,2-Tetrachloroethane	1,1,2-Trichloroethane	1,1-Dichloroethane	1,1-Dichloroethene	1,1-Dichloropropene	1,2,3-Trichlorobenzene	1,2,3-Trichloropropane	1,2,4-Trichlorobenzene	1,2-Dibromoethane (EDB) (Ethylene dibromide)	1,2-Dichlorobenzene	1,2-Dichloroethane	1,2-Dichloropropane	1,3-Dichlorobenzene	1,3-Dichloropropane	1,4-Dichlorobenzene (para dichlorobenzene)	2,2-Dichloropropane	2-Butanone (MEK)	2-Chloroethyl Vinyl Ether	2-Chlorotoluene	2-Hexanone	4-Chlorotoluene	4-Methyl-2-Pentanone (MIBK)	Acetone	Bromobenzene	Bromochloromethane (Chlorobromomethane)	Bromodichloromethane (dichlorobromomethane, dichloromethylbromide)	Carbon Disulfide	Carbon Tetrachloride	Chlorobenzene	Chloroethane	Chloroform	Chloromethane	Cis-1,2-Dichloroethene	Cis-1,3-Dichloropropene	Dibromochloromethane (Chlorodibromomethane)	Dibromochloropropane (DBCP) (1,2-Dibromo-3-Chloropropane)
GW Standard			1 [b]	200 [a]	1 [b]	5 [a]	1 [b]	7 [a]	1 [b]	1 [a]	1 [b]	70 [a]	0,05 [a]	600 [a]	5 [a]	5 [a]	1 [b]	1 [b]	75 [a]	1 [b]	10 [b]	--	1 [b]	10 [b]	1 b	10 [b]	10 [b]	1 [b]	1 [b]	80 [a]	2 [b]	5 [a]	100 [a]	5 [b]	80 [a]	1 [b]	70 [a]	1 [b]	80 [a]	0,2 [a]
MW-9S	12/13/2013		NS	329	<2.4	<2.0	29.6	261	NS	NS	NS	NS	NS	<2.2	<2.2	<2.6	<2.5	NS	<2.0	NS	NS	NA	NS	NS	NS	NS	NS	NS	NS	<2.0	NS	<3.1	<2.0	<5.0	13.8	<5.0	<1.312	NA	NA	NS
MW-9S	12/13/2013		NS	303	<2.4	<2.0	33.8	243	NS	NS	NS	NS	NS	<2.2	0.4	0.49	<2.5	NS	<2.0	NS	NS	NA	NS	NS	NS	NS	NS	NS	NS	<2.0	NS	<3.1	<2.0	<5.0	15.2	<5.0	<1.313	NA	NA	NS
MW-9S	3/19/2014		NS	266	<5.5	<6.3	18.8	161	NS	NS	NS	NS	NS	<5.9	<4.8	<7.1	<4.0	NS	<4.0	NS	NS	NA	NS	NS	NS	NS	NS	NS	NS	<5.2	NS	<7.9	<4.8	<10	9.1	<11	<1.314	NA	NA	NS
MW-9S	6/17/2014		NS	833	<14	<16	86.2	1070	NS	NS	NS	NS	NS	<15	<12	<18	<10	NS	<10	NS	NS	NA	NS	NS	NS	NS	NS	NS	NS	<13	NS	<20	<12	<25	41.4	<27	<1.315	NA	NA	NS
MW-9S	12/9/2014		NS	1010	<0.50	<1.0	75.9	789	NS	<5.0	NS	NS	NS	<1.0	<1.0	<2.0	<1.0	NS	<1.0	NS	NA	NA	<5.0	NA	NS	NA	NA	NS	<5.0	<1.0	NA	<1.0	<1.0	<2.0	31.5	<2.0	<1.316	NA	NA	NS
MW-9S	3/13/2015		NS	359	<1.0	<1.0	32.2	363	NS	NS	NS	NS	NS	<1.0	0.39	0.48	<1.0	NS	<1.0	NS	NS	NA	NS	NS	NS	NS	NS	NS	NS	<1.0	NS	<1.0	<1.0	<2.0	11.7	<2.0	<1.317	NA	NA	NS
MW-9S	6/4/2015		NS	595	<25	<25	91.4	947	NS	NS	NS	NS	NS	<25	<25	<25	<25	NS	<25	NS	NS	<130	NS	NS	NS	NS	NS	NS	NS	<25	NS	<25	<25	<50	46.5	<50	<1.318	<25	<25	NS
MW-9S	8/15/2015		NS	351	<50	<50	75.9	796	NS	NS	NS	NS	NS	<50	<50	<50	<50	NS	<50	NS	NS	<250	NS	NS	NS	NS	NS	NS	NS	<50	NS	<50	<50	<100	34.1	<100	<1.319	<50	<50	NS
MW-9S	12/19/2015		NS	417	<50	<50	80.1	762	NS	NS	NS	NS	NS	<50	<50	<50	<50	NS	<50	NS	NS	<250	NS	NS	NS	NS	NS	NS	NS	<50	<50	NS	<50	<50	<100	29.4	<100	<1.320	<50	<50	NS
MW-9S	3/20/2016		NS	324	<50	<50	48.9	635	NS	NS	NS	NS	NS	<50	<50	<50	<50	NS	<50	NS	NS	<250	NS	NS	NS	NS	NS	NS	NS	<50	NS	<50	<50	<100	18.6	<100	<1.321	<50	<50	NS
MW-9S	6/16/2016		<50	377	<50	<50	70.3	838	<50	<100	<100	<100	<100	<50	<50	<50	<50	<50	<50	<50	<50	<250	NS	<50	<500	<50	<250	<1300	<50	<50	<50	<100	<50	<50	<100	29.4	<100	<1.322	<50	<50	<250
MW-9S	9/23/2016		<50	405	<50	<50	85.4	958	<50	<100	<100	<100	<100	<50	<50	<50	<50	<50	<50	<50	<50	<250	NS	<50	<500	<50	<250	<1300	<50	<50	<50	<100	<50	12.3	<100	38.6	<100	<1.323	<50	<50	<250
MW-9S	1/23/2017		<50	326	<50	<50	33.7	578	<50	<100	<100	<100	<100	<50	<50	<50	<50	<50	<50	<50	<50	<250	NS	<50	<500	<50	<250	<1300	<50	<50	<50	<100	<50	<50	<100	<50	<100	<1.324	<50	<50	<250
MW-9S	3/24/2017		<10	187	<10	<10	38	464	<10	<10	<20	<10	<10	<10	<10	<10	<10	<10	<10	<10	<10	<100	NS	<20	<50	<20	<50	<100	<10	<10	<10	<20	<10	<10	<10	16.8	<10	37.1	<10	<10	<20
MW-9S	7/2/2017		<25	210	<25	<25	44.5	506	<25	<50	<50	<50	<50	<25	<25	<25	<25	<25	<25	<25	<25	<130	NS	<25	<250	<25	<130	<630	<25	<25	<25	<50	<25	<25	<50	21.5	<50	39.8	<25	<25	<130
MW-9S	9/21/2017		<25	845	<25	<25	96.7	1330	<25	<50	<50	<50	<50	<25	<25	<25	<25	<25	<25	<25	<25	<130	NS	<25	<250	<25	<130	<630	<25	<25	<25	<50	<25	<25	<50	36.2	<50	79.3	<25	<25	<130
MW-9S	1/11/2018		<10	233	<10	<10	38.7	414	<10	<20	<20	<20	<20	<10	<10	<10	<10	<10	<10	<10	<10	<50	NS	<10	<100	<10	<50	<250	<10	<10	<10	<20	<10	<10	<20	14.3	<20	33.3	<10	<10	<50
MW-9S	3/15/2018		<25	263	<25	<25	50.8	541	<25	<50	<50	<50	<50	<25	<25	<25	<25	<25	<25	<25	<25	<130	NS	<25	<250	<25	<130	<630	<25	<25	<25	<50	<25	<25	<50	25.3	<50	42.2	<25	<25	<130
MW-9S	6/27/2018		<50	266	<50	<50	44.2 J	577	<50	<100	<100	<100	<100	<50	<50	<50	<50	<50	<50	<50	<50	<250	NS	<50	<500	<50	<250	<1300	<50	<50	<50	<100	<50	<50	<100	17 J	<100	31.9 J	<50	<50	<250
MW-9S	10/18/2018		<50	378	<50	<50	67.8	765	<50	<100	<100	<100	<100	<50	<50	<50	<50	<50	<50	<50	<50	<250	NS	<50	<500	<50	<250	<1300	<50	<50	<50	<100	59.8	<50	<100	26.7 J	<100	45.9 J	<50	<50	<250
MW-9S	1/23/2019		<25	199	<25	<25	34.4	357	<25	<50	<50	<50	<50	<25	<25	<25	<25	<25	<25	<25	<25	<130	NS	<25	<250	<25	<130	<630	<25	<25	<25	<50	<25	<25	<50	14 J	<50	26.4	<25	<25	<130
MW-9S	4/24/2019		<20	367	<20	<20	84.2	963	<20	<40	<40	<40	<40	<20	<20	<20	<20	<20	<20	<20	<20	<100	NA	<20	<200	<20	<100	<500	<20	<20	<20	<40	<20	<20	<40	32.4	<40	51.5	<20	<20	<100
MW-9S	8/1/2019		<50	293	<50	<50	66.3	857	<50	<100	<100	<100	<100	<50	<50	<50	<50	<50	<50	<50	<50	<250	NS	<50	<500	<50	<250	<1300	<50	<50	<50	<100	<50	<50	<100	38.5	<100	53.6	<50	<50	<250
MW-9S	10/31/2019		<20	160	<20	<20	20.3	362	<20	<40	<40	<20	<40	<20	<20	<20	<20	<20	<20	<20	<20	<100	NS	<20	<200	<20	<100	<500	<20	<20	<20	<40	<20	<20	<40	26.6	<40	<20	<20	<20	<100
MW-9S	1/23/2020		<20	143	<20	<20	33.3	424	<20	<40	<40	<20	<20	<20	<20	<20	<20	<20	<20	<20	<20	<100	NA	<20	<200	<20	<100	<500	<20	<20	<20	<40	<20	<20	<40	13.3	<40	18.8	<20	<20	<100
MW-9S	10/22/2020		<20	200	<20	<20	52.9	683	<20	<100	<40	<100	<40	<20	<20	<20	<20	<20	<20	<20	<20	<100	NS	<20	<200	<20	<100	<500	<20	<20	<20	<40	<20	<20	<40	20.5	<40	42	<20	<20	<250
MW-9S	12/15/2021		<50	235	<50	<50	76.1	953	<50	<100	<100	<100	<100	<50	<50	<50	<50	<50	<50	<50	<50	<250	NS	<50	<500	<50	<250	<1300	<50	<50	<50	<100	<50	<50	<100	26.2 J	<100	63.3	<50	<50	<250
MW-9S	11/9/2022		<50	97.4	<50	<50	<50	581	<50	<100	<100	<100	<100	<50	<50	<50	<50	<50	<50	<50	<50	<250	NA	<50	<500	<50	<250	<1300	<50	<50	<50	<100	<50	<50	<100	<50	<50	<50	<50	<50	<250
MW-9S	12/13/2023		<20	115	<20	<20	26.6	336	<20	<40	<40	<20	<20	<20	<20	<20	<20	<20	<20	<20	<20	<100	NA	<20	<200	<20	<100	<500	<20	<20	<20	<40	<20	<20	<40	11.9 J	<40	16.4 J	<20	<20	<100
MW-9S	12/10/2024		<10	120	<10	<10	47	580	<10	<50	<10	<50	<10	<10	<10	<10	<10	<10	<10	<10	<10	<100	NA	<10	<100	<10	<100	280	<10	<10	<10	<20	<10	<10	<50	<10	<10	33	<10	<10	<50
MW-10S	7/20/2006		NS	198000	<10	<15	1420	16300	NS	<10	NS	NS	NS	<10	73	<20	<10	NS	<5.0	NS	<100	NA	<5.0	<30	NS	<100	<100	NS	<15	<10	<45	<15	<10	<15	52.5	<15	<1.325	NA	NA	NS
MW-10S	8/30/2007		NS	120000	NS	NS	1500	13000	NS	NS	NS	NS	NS	NS	77	NS	NS	NS	<5.0	NS	NS	NA	NS	NS	NS	NS	NS	NS	NS	NS	NS	NS	NS	<30	NS	NS	<1,326	NA	NA	NS
MW-10S	12/20/2007		NS	130000	<140	<350	550	9900	NS	NS	NS	NS	NS	<300	<190	<440	<250	NS	<180	NS	NS	NA	NS	NS	NS	NS	NS	NS	NS	<290	NS	20000	<210	<850	<340	<360	<1,327	NA	NA	NS
MW-10S	3/18/2008		NS	330000	<70	1.5	360	43000	NS	NS	NS	NS	NS	2.6	<95	<220	<120	NS	0.37	NS	NS	NA	NS	NS	NS	NS	NS	NS	NS	<140	NS	<260	<100	<420	21	6.1	<1,328	NA	NA	NS
MW-10S	6/20/2008		NS	480000	<28	<70	1200	43000	NS	NS	NS	NS	NS	<60	<38	<88	<50	NS	<36	NS	NS	NA	NS	NS	NS	NS	NS	NS	NS	<58	NS	66000	<42	<170	<68	<72	<1,329	NA	NA	NS
MW-10S	9/16/2008		NS	140000	<1000	<2000	<1800	12000	NS	NS	NS	NS	NS	<380	<2200	<2600	<1200	NS	<1000	NS	NS	NA	NS	NS	NS	NS	NS	NS	NS	<600	NS	15000	<1200	<1800	<2200	<2000	<1,330	NA	NA	NS
MW-10S	12/15/2008		NS	830000	<0.21	<0.40	530	10000	NS	NS	NS	NS	NS	<0.12	13	<0.52	<0.23	NS	<0.20	NS	NS	NA	NS	NS	NS	NS	NS	NS	NS	<0.28	1.2	NS	11000	<0.24	<0.36	9.1	3	<1,331	NA	NA	NS
MW-10S	3/30/2009		NS	220000	<820	<920	<820	15000	NS	NS	NS	NS	NS	<680	<1600	<500	<750	NS	<950	NS	NS	NA	NS	NS	NS	NS	NS	NS	NS	<920	NS	<950	<680	<750	<500	<850	<1,332	NA	NA	NS
MW-10S	7/10/2009		NS	220000	<0.23	<0.34	740	7800	NS	NS	NS	NS	NS	2.5	38	<0.34	<0.34	NS	<0.41	NS	NS	NA	NS	NS	NS	NS	NS	NS	NS	<0.31	NS	<0.51	<0.37	5.1	<0.37	<0.53	<1,333	NA	NA	NS
MW-10S	9/30/2009		NS	170000	<660	<740	900	16000	NS	NS	NS	NS	NS	<540	<1300	<400	<600	NS	<760	NS	NS	NA	NS	NS	NS	NS	NS	NS	NS	<740	NS	<760	<540	<600	<400	<680	<1,334	NA	NA	NS
MW-10S	12/10/2009		NS	120000	<380	<800	<700	9400	NS	NS	NS	NS	NS	<800	<880	<980	<700	NS	<520	NS	NS	NA	NS	NS	NS	NS	NS	NS	NS	<220	NS	<840	<460	<680	<800	<800	<1,335	NA	NA	NS
MW-10S	3/6/2010		NS	190000	<170	<140	<100	14000	NS	NS	NS	NS	NS	<100	<160	<200	<180	NS	<200	NS	NS	NA	NS	NS	NS	NS	NS	NS	NS	<200	NS	<160	<140	<360	<170	<100	<1,336	NA	NA	NS
MW-10S	5/29/2010		NS	94000	<230	<340	<450	11000	NS	NS	NS	NS	NS	<320	<340	<340	<340	NS	<410	NS	NS	NA	NS	NS	NS	NS	NS	NS	NS	<310	NS	<510	<370	<660	<370	<530	<1,337	NA	NA	NS
MW-10S	8/4/2010		NS	192000	<150	<150	1260	13100	NS	NS	NS	NS	NS	<130	<170	<140	<150	NS	<110	NS	NS	NA	NS	NS	NS	NS	NS	NS	NS	<140	NS	<170	<100	<260	<130	<250	<1,338	NA	NA	NS
MW-10S	10/15/2010		NS	187000	<58	<58	2000	16200	NS	NS	NS	NS	NS	<52	<66	<54	<58	NS	<44	NS	NS	NA	NS	NS	NS	NS	NS	NS	NS	<56	NS	<68	<40	<100	<50	<100	<1,339	NA	NA	NS
MW-10S	2/28/2011		NS	281000	<120	<110	747	28000	NS	NS	NS	NS	NS	<130	<100	<130	<100	NS	<120	NS	NS	NA	NS	NS	NS	NS	NS	NS	NS	<100	NS	<130	<100	<250	<110	<250	<1,340	NA	NA	NS
MW-10S	5/27/2011		NS	221000	<1200	<1100	<1300	15600	NS	NS	NS	NS	NS	<1300	<1000	<1300	<1000	NS	<1200	NS	NS	NA	NS	NS	NS	NS	NS	NS	NS	<1000	NS	<1300	<1000	<2500	<1100	<2500	<1,341	NA	NA	NS
MW-10S	8/24/2011	DUP	NS	241000	<580	<550	1610	16400	NS	NS	NS	NS	NS	<630	<500	<630	<500	NS	<580	NS	NS	NA	NS	NS	NS	NS	NS	NS	NS	<500	NS	<630	<500	<1300	<550	<1300	<1,343	NA	NA	NS
MW-10S	8/24/2011		NS	229000	<580	<550	1750	18300	NS	NS	NS	NS	NS	<630	<500	<630	<500	NS	<580	NS	NS	NA	NS	NS	NS	NS	NS	NS	NS	<500	NS	<630	<500	<1300	<550	<1300	<1,342	NA	NA	NS
MW-10S	11/15/2011		NS	225000	<120	<110	1590	18500	NS	NS	NS	NS	NS	<130	<100	<130	<100	NS	<120	NS	NS	NA	NS	NS	NS	NS	NS	NS	NS	<100	NS	<130	<100	<250	134	<250	<1,344	NA	NA	NS
MW-10S	2/28/2012		NS	260000	<120	<110	924	34200	NS	NS	NS	NS	NS	<130	<100	<130	<100	NS	<120	NS	NS	NA	NS	NS	NS	NS	NS	NS	NS	<100	NS	<130	<100	<250	<110	<250	<1,345	NA	NA	NS
MW-10S	4/23/2012		NS	254000	<580	<550	<630	21100	NS	NS	NS	NS	NS	<630	<500	<630	<500	NS	<580	NS	NS	NA	NS	NS	NS	NS	NS	NS	NS	<500	NS	<630	<500	<1300	<550	<1300	<1,346	NA	NA	NS
MW-10S	8/20/2012		NS	351000	<58	<55	778	14400	NS	NS	NS	NS	NS	<63	<50	<63	<50	NS	<58	NS	NS	NA	NS	NS	NS	NS	NS	NS	NS	<50	NS	<63	<50	<130	<55	<130	<1,347	NA	NA	NS
MW-10S	11/14/2012		NS	244000	<600	<500	<540	17400	NS	NS	NS	NS	NS	<540	<560	<660	<640	NS	<500	NS	NS	NA	NS	NS	NS	NS	NS	NS	NS	<500	NS	<780	<500	<1300	<660	<1300	<1,348	NA	NA	NS
MW-10S	3/4/2013		NS	54200	<120	<100	154	6570	NS	NS	NS	NS	NS	<110	<110	<130	<130	NS	<100	NS	NS	NA	NS	NS	NS	NS	NS	NS	NS	<100	NS	<160	<100	<250	<130	<250	<1,349	NA	NA	NS
MW-10S	6/13/2013	DUP	NS	164000	<120	<100	247	7640	NS	NS	NS	NS	NS	<110	<110	<130	<130	NS	<100	NS	NS	NA	NS	NS	NS	NS	NS	NS	NS	<100	NS	<160	<100	<250	<130	<250	<1,351	NA	NA	NS
MW-10S	6/13/2013		NS	190000	<120	<100	197	9590	NS	NS	NS	NS	NS	<110	<110	<130	<130	NS	<100	NS	NS	NA	NS	NS	NS	NS	NS	NS	NS	<100	NS	<160	<100	<250	<130	<250	<1,350	NA	NA	NS
MW-10S	8/27/2013		NS	191000	<120	<100	1330	15800	NS	NS	NS	NS	NS	<110	<110	<130	<130	NS	<100	NS	NS	NA	NS	NS	NS	NS	NS	NS	NS	<100	NS	<160	<100	<250	<130	<250	<1,352	NA	NA	NS
MW-10S	12/13/2013		NS	153000	<240	<200	350	9410	NS	NS	NS	NS	NS	<220	<220	<260	<250	NS	<200	NS	NS	NA	NS	NS	NS	NS	NS	NS	NS	<200	NS	<310	<200	<500	<260	<500	<1,353	NA	NA	NS
MW-10S	3/19/2014		NS	229000	<550	<630	710	14100	NS	NS	NS	NS	NS	<590	<480	<710	<400	NS	<400	NS	NS	NA	NS	NS	NS	NS	NS	NS	NS	<520	NS	<790	<770	<1000	<620	<1100	<1,354	NA	NA	NS
MW-10S	6/17/2014		NS	116000	<69	<79	413	8970	NS	NS	NS	NS	NS	<73	<60	<89	<50	NS	<50	NS	NS	NA	NS	NS	NS	NS	NS	NS	NS	<65	NS	<99	<60	<130	<78	<130	<1,355	NA	NA	NS
MW-10S	12/9/2014		NS	68900	<0.50	<1.0	656	6510	NS	<5.0	NS	NS	NS	2.3	<1.0	<2.0	<1.0	NS	<1.0	NS	NA	NA	2.7	NA	NS	NA	NA	NS	NS	<5.0	<1.0	NA	<1.0	<1.0	2.9	9.3	<2.0	<1.356	NA	NA	NS
MW-10S	3/14/2015		NS	88400	<1.0	1.8	549	6940	NS	NS	NS	NS	NS	2.3	8.8	<1.0	<1.0	NS	0.36	NS	NS	NA	NS	NS	NS	NS	NS	NS	NS	<1.0	NS	<1.0	<1.0	2.6	11.9	<2.0	<1.357	NA	NA	NS
MW-10S	6/5/2015		NS	103000	<1000	<1000	979	7820	NS	NS	NS	NS	NS	<1000	<1000	<1000	<1000	NS	<1000	NS	NS	<5000	NS	NS	NS	NS	NS	NS	NS	<1000	NS	<1000	<1000	<2000	<1000	<2000	<1,358	<1000	<1000	NS
MW-10S	8/15/2015		NS	96500	<1000	<1000	833	6580	NS	NS	NS	NS	NS	<1000	<1000	<1000	<1000	NS	<1000	NS	NS	<5000	NS	NS	NS	NS	NS	NS	NS	<1000	NS	<1000	<1000	<2000	<1000	<2000	<1,359	<1000	<1000	NS
MW-10S	12/20/2015		NS	76500	<100	<100	760	6090	NS	NS	NS	NS	NS	<100	<100	<100	<100	NS	<100	NS	NS	<500	NS	NS	NS	NS	NS	NS	NS	<100	NS	<100	<100	<200	<100	<200	<1,360	<100	<100	NS
MW-10S	3/20/2016		NS	79600	<50	<50	749	6910	NS	NS	NS	NS	NS	<50	<50	<50	<50	NS	<50	NS	NS	<250	NS	NS	NS	NS	NS	NS	NS	<50	NS	<50	<50	<100	<50	<100	<1,361	<50	<50	NS
MW-10S	6/17/2016		<1000	82800	<1000	<1000	707	9950	<1000	<2000	<2000	<2000	<2000	<1000	<1000	<1000	<1000	<1000	<1000	<1000	<5000	NS	<1000	<10000	<1000	<5000	<25000	<1000	<1000	<1000	<2000	<1000	<1000	<2000	<1000	<2000	<1,362	<1000	<1000	<5000
MW-10S	9/24/2016		<1000	95900	<1000	<1000	930	7250	<1000	<2000	<2000	<2000	<2000	<1000	<1000	<1000	<1000	<1000	<1000	<1000	<5000	NS	<1000	<10000	<1000	<5000	<25000	<1000	<1000	<1000	<2000	11300	256	<2000	<1000	<2000	<1,363	<1000	<1000	<5000
MW-10S	1/23/2017		<1000	94900	<1000	<1000	1050	9630	<1000	<2000	<2000	<2000	<2000	<1000	<1000	<1000	<1000	<1000	<1000	<1000	<5000	NS	<1000	<10000	<1000	<5000	<25000	<1000	<1000	<1000	<2000	<1000	<1000	<2000	<1000	<2000	<1,364	<1000	<1000	<5000
MW-10S	3/25/2017	DUP	<250	111000	<250	<250	1060	12600	<250	<250	<500	<250	<250	<250	<250	<250	<250	<250	<250	<250	<2500	NS	<500	<1300	<500	<1300	<2500	<250	<250	<250	<500	<250	<250	<500	<250	<250	1380	<250	<250	<500
MW-10S	3/25/2017		<50	142000	<50	<50	1090	9150	<50	<50	<100	<50	<50	<50	<50	<50	<50	<50	<50	<50	<500	NS	<100	<250	<100	<250	<500	<50	<50	<50	<100	<50	<50	<50	<100	21.7 J	<50	1520	<50	<50	<100
MW-10S	7/2/2017	DUP	<1000	104000	<1000	<1000	1290	9550	<1000	<2000	<2000	<2000	<2000	<1000	<1000	<1000	<1000	<1000	<1000	<1000	<5000	NS	<1000	<10000	<1000	<5000	<25000	<1000	<1000	<1000	<2000	<1000	<1000	<2000	<1000	<2000	1420	<1000	<1000	<5000
MW-10S	7/2/2017		<2000	130000	<2000	<2000	1520	10200	<2000	<4000	<4000	<4000	<4000	<2000	<2000	<2000	<2000	<2000	<2000	<2000	<10000	NS	<2000	<20000	<2000	<10000	<50000	<2000	<2000	<2000	<4000	<2000	<2000	<4000	<2000	<4000	1660	<2000	<2000	<10000
MW-10S	9/22/2017		<2000	138000	<2000	<2000	1320	10500	<2000	<4000	<4000	<4000	<4000	<2000	<2000	<2000	<2000	<2000	<2000	<2000	<10000	NS	<2000	<20000	<2000	<10000	<50000	<2000	<2000	<2000	<4000	<2000	<2000	<4000	<2000	<4000	1420	<2000	<2000	<10000
MW-10S	1/11/2018		<50	94900	<50	<50	1120	7160	<50	<100	<100	<100	<100	<50	<50	<50	<50	<50	<50	<50	<250	NS	<50	<500	<50	<250	<1300	<50	<50	<50	<100	<50	<50	<100	15.5	<100	1210	<50	<50	<250
MW-10S	3/15/2018		<2000	190000	<2000	<2000	1940	14300	<2000	<4000	<4000	<4000	<4000	<2000	<2000	<2000	<2000	<2000	<2000	<2000	<10000	NS	<2000	<20000	<2000	<10000	<50000	<2000	<2000	<2000	<4000	<2000	<2000	<4000	<2000	<4000	2290	<2000	<2000	<10000
MW-10S	6/27/2018		<2000	182000	<2000	<2000	1200 J	12800	<2000	<4000	<4000	<4000	<4000	<2000	<2000	<2000	<2000	<2000	<2000	<2000	<10000	NS	<2000	<20000	<2000	<10000	<50000	<2000	<2000	<2000	<4000	<2000	<2000	<4000	<2000	<4000	1390 J	<2000	<2000	<10000
MW-10S	10/18/2018		<2000	114000	<2000	<2000	750 J	7800	<2000	<4000	<4000	<4000	<4000	<2000	<2000	<2000	<2000	<2000	<2000	<2000	<10000	NS	<2000	<20000	<2000	<10000	<50000	<2000	<2000	<2000	<4000	<2000	<2000	<4000	<2000	<4000	<2000	<2000	<2000	<10000
MW-10S	1/23/2019		<2000	118000	<2000	<2000	698 J	8030	<2000	<4000	<4000	<4000	<4000	<2000	<2000	<2000	<2000	<2000	<2000	<2000	<10000	NS	<2000	<20000	<2000	<10000	<50000	<2000	<2000	<2000	<4000	<2000	<2000	<4000	<2000	<4000	854 J	<2000	<2000	<10000
MW-10S	4/24/2019		<2000	114000	<2000	<2000	862 J	7520	<2000	<4000	<4000	<4000	<4000	<2000	<2000	<2000	<2000	<2000	<2000	<2000	<10000	NS	<2000	<20000	<2000	<10000	<50000	<2000	<2000	<2000	<4000	<2000	<2000	<4000	<2000	<4000	915 J	<2000	<2000	<10000

Appendix A
Groundwater Analytical Results - February 2003 - December 2024 (µg/L)
Perma-Fix of South Georgia Inc., Valdosta, GA

			Chlorinated and Non-Chlorinated VOCs																																					
Sample Location	Sample Date	QA/QC Reference	1,1,1,2-Tetrachloroethane	1,1,1-Trichloroethane	1,1,2,2-Tetrachloroethane	1,1,2-Trichloroethane	1,1-Dichloroethane	1,1-Dichloroethene	1,1-Dichloropropene	1,2,3-Trichlorobenzene	1,2,3-Trichloropropane	1,2,4-Trichlorobenzene	1,2-Dibromoethane (EDB) (Ethylene dibromide)	1,2-Dichlorobenzene	1,2-Dichloroethane	1,2-Dichloropropane	1,3-Dichlorobenzene	1,3-Dichloropropane	1,4-Dichlorobenzene (para dichlorobenzene)	2,2-Dichloropropane	2-Butanone (MEK)	2-Chloroethyl Vinyl Ether	2-Chlorotoluene	2-Hexanone	4-Chlorotoluene	4-Methyl-2-Pentanone (MIBK)	Acetone	Bromobenzene	Bromochloromethane (Chlorobromomethane)	Bromodichloromethane (dichlorobromomethane, dichloromethylbromide)	Carbon Disulfide	Carbon Tetrachloride	Chlorobenzene	Chloroethane	Chloroform	Chloromethane	Cis-1,2-Dichloroethene	Cis-1,3-Dichloropropene	Dibromochloromethane (Chlorodibromomethane)	Dibromochloropropane (DBCP) (1,2-Dibromo-3-Chloropropane)
GW Standard			1 [b]	200 [a]	1 [b]	5 [a]	1 [b]	7 [a]	1 [b]	1 [a]	1 [b]	70 [a]	0,05 [a]	600 [a]	5 [a]	5 [a]	1 [b]	1 [b]	75 [a]	1 [b]	10 [b]	--	1 [b]	10 [b]	1 b	10 [b]	10 [b]	1 [b]	1 [b]	80 [a]	2 [b]	5 [a]	100 [a]	5 [b]	80 [a]	1 [b]	70 [a]	1 [b]	80 [a]	0,2 [a]
MW-10S	8/1/2019		<2000	109000	<500	<500	1240	8260	<500	<1000	<1000	<1000	<1000	<500	<500	<500	<500	<500	<500	<500	<2500	NS	<500	<5000	<500	<2500	8390	<500	<500	<500	<1000	<500	<1000	1270	<500	<500	<2500
MW-10S	10/31/2019		<2000	128000	<1.0	<1.0	1330	8570	<2000	<4000	<4000	<4000	<4000	<2000	<2000	<2000	<2000	<2000	<2000	<2000	<10000	NS	<2000	20000	<2000	<10000	<50000	<2000	<2000	<2000	<4000	<2000	<4000	1350	<2000	<2000	<2000
MW-10S	1/23/2020		<2000	120000	<2000	<2000	1070 J	8820	<2000	<4000	<4000	<4000	<4000	<2000	<2000	<2000	<2000	<2000	<2000	<2000	<10000	NS	<2000	<20000	<2000	<10000	<50000	<2000	<2000	<2000	<4000	<2000	<4000	1000 J	<2000	<2000	<10000
MW-10S	10/22/2020		<2000	128000	<2000	<2000	1160 J	8600	<2000	<4000	<4000	<4000	<4000	<2000	<2000	<2000	<2000	<2000	<2000	<2000	<10000	NS	<2000	<20000	<2000	<10000	<50000	<2000	<2000	<2000	<4000	<2000	<4000	1140 J	<2000	<2000	<10000
MW-10S	4/22/2021		<2000	110000	<2000	<2000	666 J	7680	<2000	<4000	<4000	<4000	<4000	<2000	<2000	<2000	<2000	<2000	<2000	<2000	<10000	NS	<2000	<20000	<2000	<10000	<50000	<2000	<2000	<2000	<4000	<2000	<4000	1030 J	<2000	<2000	<10000
MW-10S	12/15/2021		<2000	100000	<2000	<2000	712 J	6620	<2000	<4000	<4000	<4000	<4000	<2000	<2000	<2000	<2000	<2000	<2000	<2000	<10000	NS	<2000	<20000	<2000	<10000	<50000	<2000	<2000	<2000	<4000	<2000	<4000	1170 J	<2000	<2000	<10000
MW-10S	5/19/2022	DUP	<20	98100 E	<20	<20	914	7630	<20	<40	<40	<40	<40	<20	<20	<20	<20	<20	<20	<20	<100	NS	<20	<200	<20	<100	<500	<20	<20	<20	<40	<20	<20	<40	<20	<40	1160	<20	<20	<100
MW-10S	5/19/2022		<2000	83200	<2000	<2000	<2000	6870	<2000	<4000	<4000	<4000	<4000	<2000	<2000	<2000	<2000	<2000	<2000	<2000	<10000	NS	<2000	<20000	<2000	<10000	<50000	<2000	<2000	<2000	<4000	<2000	<4000	<2000	<2000	<2000	<10000
MW-10S	11/9/2022		<1000	102000	<1000	<1000	590 J	6830	<1000	<2000	<2000	<2000	<2000	<1000	<1000	<1000	<1000	<1000	<1000	<1000	<5000	NA	<1000	<10000	<1000	<5000	<25000	<1000	<1000	<1000	<2000	<1000	<2000	1080	<1000	<1000	<5000
MW-10S	4/21/2023	DUP	<500	221000 E	<500	<500	1180	17300	<500	<1000	<1000	<1000	<1000	<500	<500	<500	<500	<500	<500	<500	<2500	NA	<500	<5000	<500	<2500	<13000	<500	<500	<500	<1000	<500	<1000	2190	<500	<500	<2500
MW-10S	4/21/2023		<1000	227000	<1000	<1000	913	15200	<1000	<2000	<2000	<2000	<2000	<1000	<1000	<1000	<1000	<1000	<1000	<1000	<5000	NA	<1000	<10000	<1000	<5000	<25000	<1000	<1000	<1000	<2000	<1000	<2000	<1000	<1000	<1000	<5000
MW-10S	11/10/2023	DUP	<200	94100	<200	<200	818	8460	<200	<400	<400	<400	<400	<200	<200	<200	<200	<200	<200	<200	<1000	NA	<200	<2000	<200	<1000	<5000	<200	<200	<200	<400	<200	<400	1250	<200	<200	<1000
MW-10S	11/10/2023		<200	119000	<200	<200	804	8710	<200	<400	<400	<400	<400	<200	<200	<200	<200	<200	<200	<200	<1000	NA	<200	<2000	<200	<1000	<5000	<200	<200	<200	<400	<200	<400	1190	<200	<200	<1000
MW-10S	5/2/2024		<5,0	110000	<5,0	<500	840	6500	<500	<2500	<500	<2500	<500	<500	<500	<500	<500	<500	<500	<500	<5000	NA	<500	<5000	<500	<5000	<5000	<500	<500	<500	<1000	<500	<500	1000	<500	<500	<2500
MW-10S	5/2/2024	DUP	<5,0	120000	<5,0	<500	770	6600	<500	<2500	<500	<2500	<500	<500	<500	<500	<500	<500	<500	<500	<5000	NA	<500	<5000	<500	<5000	<5000	<500	<500	<500	<1000	<500	<500	1000	<500	<500	<2500
MW-10S	12/10/2024		<500	83000	<500	<500	530	5200	<500	<2500	<500	<2500	<500	<500	<500	<500	<500	<500	<500	<500	<5000	NA	<500	<5000	<500	<5000	<5000	<500	<500	<500	<1000	<500	<500	930	<500	<500	<2500
MW-11S	7/26/2006		NS	13,2	<0,2	<0,3	0,6	8,4	NS	<0,2	NS	NS	NS	<0,2	<0,1	<0,4	<0,2	NS	<0,1	NS	<2,0	NA	<0,1	<0,6	NS	<2,0	<2,0	NS	<0,3	<0,2	<0,9	<0,3	<0,2	<0,3	0,4	<0,3	<1,365	NA	NA	NS
MW-11S	8/30/2007		NS	<0,3	NS	NS	<0,2	<0,2	NS	NS	NS	NS	NS	NS	<0,1	NS	NS	NS	NS	NS	<2,0	NA	NS	NS	NS	NS	NS	NS	NS	NS	NS	NS	<0,3	NS	NS	<1,366	NA	NA	NS
MW-11S	12/20/2007		NS	<0,3	<0,1	<0,4	<0,5	<0,4	NS	NS	NS	NS	NS	<0,3	<0,2	<0,4	<0,3	NS	<0,2	NS	NS	NA	NS	NS	NS	NS	NS	NS	NS	<0,3	NS	<0,5	<0,2	<0,9	<0,3	<0,4	<1,367	NA	NA	NS
MW-11S	3/18/2008		NS	<0,34	<0,14	<0,35	<0,45	<0,36	NS	NS	NS	NS	NS	<0,30	<0,19	<0,44	<0,25	NS	<0,18	NS	NS	NA	NS	NS	NS	NS	NS	NS	NS	<0,29	NS	<0,53	<0,21	<0,85	<0,34	<0,36	<1,368	NA	NA	NS
MW-11S	6/20/2008		NS	<0,34	<0,14	<0,35	<0,45	<0,36	NS	NS	NS	NS	NS	<0,30	<0,19	<0,44	<0,25	NS	<0,18	NS	NS	NA	NS	NS	NS	NS	NS	NS	NS	<0,29	NS	<0,53	<0,21	<0,85	<0,34	NS	<1,369	NA	NA	NS
MW-11S	9/22/2008		NS	<0,37	<0,21	<0,40	<0,37	<0,34	NS	NS	NS	NS	NS	<0,08	<0,43	<0,52	<0,23	NS	<0,20	NS	NS	NA	NS	NS	NS	NS	NS	NS	NS	<0,12	NS	<0,45	<0,24	<0,36	<0,43	<0,39	<1,370	NA	NA	NS
MW-11S	12/15/2008		NS	<0,37	<0,21	<0,40	<0,37	<0,34	NS	NS	NS	NS	NS	<0,12	<0,43	<0,52	<0,23	NS	<0,20	NS	NS	NA	NS	NS	NS	NS	NS	NS	NS	<0,28	<0,08	NS	<0,45	<0,24	<0,36	<0,43	<0,39	<1,371	NA	NA	NS
MW-11S	3/30/2009		NS	<0,27	<0,33	<0,37	<0,33	<0,24	NS	NS	NS	NS	NS	<0,27	<0,65	<0,2	<0,3	NS	<0,38	NS	NS	NA	NS	NS	NS	NS	NS	NS	NS	<0,37	NS	<0,38	<0,27	<0,3	<0,2	<0,34	<1,372	NA	NA	NS
MW-11S	9/30/2009		NS	<0,27	<0,33	<0,37	<0,33	<0,24	NS	NS	NS	NS	NS	<0,27	<0,65	<0,20	<0,30	NS	<0,38	NS	NS	NA	NS	NS	NS	NS	NS	NS	NS	<0,37	NS	<0,38	<0,27	<0,30	<0,20	<0,34	<1,373	NA	NA	NS
MW-11S	12/10/2009		NS	<0,35	<0,19	<0,4	<0,35	<0,32	NS	NS	NS	NS	NS	<0,40	<0,44	<0,49	<0,35	NS	<0,26	NS	NS	NA	NS	NS	NS	NS	NS	NS	NS	<0,11	NS	<0,42	<0,23	<0,34	<0,40	<0,40	<1,374	NA	NA	NS
MW-11S	3/6/2010		NS	3	<0,085	<0,068	<0,050	<0,15	NS	NS	NS	NS	NS	<0,052	<0,082	<0,098	<0,092	NS	<0,10	NS	NS	NA	NS	NS	NS	NS	NS	NS	NS	<0,10	NS	<0,082	<0,069	<0,18	<0,083	<0,050	<1,375	NA	NA	NS
MW-11S	5/29/2010		NS	<0,4	<0,23	<0,34	<0,45	<0,5	NS	NS	NS	NS	NS	<0,32	<0,34	<0,34	<0,34	NS	<0,41	NS	NS	NA	NS	NS	NS	NS	NS	NS	NS	<0,31	NS	<0,51	<0,37	<0,66	<0,37	<0,53	<1,376	NA	NA	NS
MW-11S	8/4/2010		NS	0,61	<0,29	<0,29	<0,22	<0,29	NS	NS	NS	NS	NS	<0,26	<0,33	<0,27	<0,29	NS	<0,22	NS	NS	NA	NS	NS	NS	NS	NS	NS	NS	<0,28	NS	<0,34	<0,2	<0,51	<0,25	<0,5	<1,377	NA	NA	NS
MW-11S	10/15/2010		NS	<0,22	<0,29	<0,29	<0,22	<0,29	NS	NS	NS	NS	NS	<0,26	<0,33	<0,27	<0,29	NS	<0,22	NS	NS	NA	NS	NS	NS	NS	NS	NS	NS	<0,28	NS	<0,34	<0,2	<0,51	<0,25	<0,5	<1,378	NA	NA	NS
MW-11S	2/28/2011		NS	<0,20	<0,23	<0,22	<0,25	<0,23	NS	NS	NS	NS	NS	<0,25	<0,20	<0,25	<0,20	NS	<0,23	NS	NS	NA	NS	NS	NS	NS	NS	NS	NS	<0,20	NS	<0,25	<0,20	<0,50	<0,22	<0,50	<1,379	NA	NA	NS
MW-11S	5/27/2011		NS	<0,20	<0,23	<0,22	<0,25	<0,23	NS	NS	NS	NS	NS	<0,25	<0,20	<0,25	<0,20	NS	<0,23	NS	NS	NA	NS	NS	NS	NS	NS	NS	NS	<0,20	NS	<0,25	<0,20	<0,50	0,48	<0,50	<1,380	NA	NA	NS
MW-11S	8/24/2011		NS	<0,2	<0,23	<0,22	<0,25	<0,23	NS	NS	NS	NS	NS	<0,25	<0,2	<0,25	<0,2	NS	<0,23	NS	NS	NA	NS	NS	NS	NS	NS	NS	NS	<0,2	NS	<0,25	<0,2	<0,5	0,27	<0,5	<1,381	NA	NA	NS
MW-11S	11/15/2011		NS	<0,2	<0,23	<0,22	<0,25	<0,23	NS	NS	NS	NS	NS	<0,25	<0,2	<0,25	<0,2	NS	<0,23	NS	NS	NA	NS	NS	NS	NS	NS	NS	NS	<0,2	NS	<0,25	<0,2	<0,5	0,25	<0,5	<1,382	NA	NA	NS
MW-11S	2/28/2012		NS	<0,2	<0,23	<0,22	<0,25	<0,23	NS	NS	NS	NS	NS	<0,25	<0,2	<0,25	<0,2	NS	<0,23	NS	NS	NA	NS	NS	NS	NS	NS	NS	NS	<0,2	NS	<0,25	<0,2	<0,5	<0,22	<0,5	<1,383	NA	NA	NS
MW-11S	4/23/2012		NS	<0,2	<0,23	<0,22	<0,25	<0,23	NS	NS	NS	NS	NS	<0,25	<0,2	<0,25	<0,2	NS	<0,23	NS	NS	NA	NS	NS	NS	NS	NS	NS	NS	<0,2	NS	<0,25	<0,2	<0,5	0,29	<0,5	<1,384	NA	NA	NS
MW-11S	8/20/2012		NS	<0,2	<0,23	<0,22	<0,25	<0,23	NS	NS	NS	NS	NS	<0,25	<0,2	<0,25	<0,2	NS	<0,23	NS	NS	NA	NS	NS	NS	NS	NS	NS	NS	<0,2	NS	<0,25	<0,2	<0,5	0,26	<0,5	<1,385	NA	NA	NS
MW-11S	11/14/2012		NS	<0,2	<0,24	<0,2	<0,21	<0,2	NS	NS	NS	NS	NS	<0,22	<0,22	<0,26	<0,25	NS	<0,2	NS	NS	NA	NS	NS	NS	NS	NS	NS	NS	<0,2	NS	<0,31	<0,2	<0,5	0,27	<0,5	<1,386	NA	NA	NS
MW-11S	3/4/2013		NS	<0,2	<0,24	<0,2	<0,21	<0,2	NS	NS	NS	NS	NS	<0,22	<0,22	<0,26	<0,25	NS	<0,2	NS	NS	NA	NS	NS	NS	NS	NS	NS	NS	<0,2	NS	<0,31	<0,2	<0,5	<0,26	<0,5	<1,387	NA	NA	NS
MW-11S	6/11/2013		NS	<0,2	<0,24	<0,2	<0,21	<0,2	NS	NS	NS	NS	NS	<0,22	<0,22	<0,26	<0,25	NS	<0,2	NS	NS	NA	NS	NS	NS	NS	NS	NS	NS	<0,2	NS	<0,31	<0,2	<0,5	<0,26	<0,5	<1,388	NA	NA	NS
MW-11S	8/27/2013		NS	<0,2	<0,24	<0,2	<0,21	<0,2	NS	NS	NS	NS	NS	<0,22	<0,22	<0,26	<0,25	NS	<0,2	NS	NS	NA	NS	NS	NS	NS	NS	NS	NS	<0,2	NS	<0,31	<0,2	<0,5	<0,26	<0,5	<1,389	NA	NA	NS
MW-11S	12/13/2013		NS	<0,2	<0,24	<0,2	<0,21	<0,2	NS	NS	NS	NS	NS	<0,22	<0,22	<0,26	<0,25	NS	<0,2	NS	NS	NA	NS	NS	NS	NS	NS	NS	NS	<0,2	NS	<0,31	<0,2	<0,5	<0,26	<0,5	<1,390	NA	NA	NS
MW-11S	3/19/2014		NS	<0,34	<0,27	<0,32	<0,26	<0,25	NS	NS	NS	NS	NS	<0,29	<0,24	<0,36	<0,20	NS	<0,2	NS	NS	NA	NS	NS	NS	NS	NS	NS	NS	<0,26	NS	<0,40	<0,24	<0,5	<0,31	<0,53	<1,391	NA	NA	NS
MW-11S	6/17/2014		NS	<0,34	<0,27	<0,32	<0,26	<0,25	NS	NS	NS	NS	NS	<0,29	<0,24	<0,36	<0,20	NS	<0,2	NS	NS	NA	NS	NS	NS	NS	NS	NS	NS	<0,26	NS	<0,40	<0,24	<0,5	<0,31	<0,53	<1,392	NA	NA	NS
MW-11S	12/9/2014		NS	<1,0	<0,50	<1,0	<1,0	<1,0	NS	<5,0	NS	NS	NS	<1,0	<1,0	<2,0	<1,0	NS	<1,0	NS	NA	NA	<5,0	NA	NS	NA	NA	NS	<5,0	<1,0	NA	<1,0	<1,0	<2,0	<1,0	<2,0	<1,393	NA	NA	NS
MW-11S	3/13/2015		NS	0,33	<1,0	<1,0	<1,0	<1,0	NS	NS	NS	NS	NS	<1,0	<1,0	<1,0	<1,0	NS	<1,0	NS	NS	NA	NS	NS	NS	NS	NS	NS	NS	<1,0	NS	<1,0	<1,0	<2,0	<1,0	<2,0	<1,394	NA	NA	NS
MW-11S	6/4/2015		NS	<1,0	<1,0	<1,0	<1,0	<1,0	NS	NS	NS	NS	NS	<1,0	<1,0	<1,0	<1,0	NS	<1,0	NS	NS	<5,0	NS	NS	NS	NS	NS	NS	NS	<1,0	NS	<1,0	<1,0	<2,0	<1,0	<2,0	<1,395	<1,0	<1,0	NS
MW-11S	8/15/2015		NS	<1,0	<1,0	<1,0	<1,0	<1,0	NS	NS	NS	NS	NS	<1,0	<1,0	<1,0	<1,0	NS	<1,0	NS	NS	<5,0	NS	NS	NS	NS	NS	NS	NS	<1,0	NS	<1,0	<1,0	<2,0	<1,0	<2,0	<1,396	<1,0	<1,0	NS
MW-11S	12/19/2015		NS	<1,0	<1,0	<1,0	<1,0	<1,0	NS	NS	NS	NS	NS	<1,0	<1,0	<1,0	<1,0	NS	<1,0	NS	NS	<5,0	NS	NS	NS	NS	NS	NS	<1,0	<1,0	NS	<1,0	<1,0	<2,0	<1,0	<2,0	<1,397	<1,0	<1,0	NS
MW-11S	3/20/2016		NS	<1,0	<1,0	<1,0	<1,0	<1,0	NS	NS	NS	NS	NS	<1,0	<1,0	<1,0	<1,0	NS	<1,0	NS	NS	<5,0	NS	NS	NS	NS	NS	NS	NS	<1,0	NS	<1,0	<1,0	<2,0	0,41	<2,0	<1,398	<1,0	<1,0	NS
MW-11S	6/16/2016		<1,0	<1,0	<1,0	<1,0	<1,0	<1,0	<1,0	<2,0	<2,0	<2,0	<2,0	<1,0	<1,0	<1,0	<1,0	<1,0	<1,0	<1,0	<5,0	NS	<1,0	<10	<1,0	<5,0	<25	<1,0	<1,0	<1,0	0,24	<1,0	<1,0	<2,0	<1,0	<2,0	<1,399	<1,0	<1,0	<5,0
MW-11S	9/23/2016		<1,0	<1,0	<1,0	<1,0	<1,0	<1,0	<1,0	<2,0	<2,0	<2,0	<2,0	<1,0	<1,0	<1,0	<1,0	<1,0	<1,0	<1,0	<5,0	NS	<1,0	<10	<1,0	<5,0	<25	<1,0	<1,0	<1,0	<2,0	<1,0	<1,0	<2,0	<1,0	<2,0	<1,400	<1,0	<1,0	<5,0
MW-11S	1/21/2017		<1,0	<1,0	<1,0	<1,0	<1,0	<1,0	<1,0	<2,0	<2,0	<2,0	<2,0	<1,0	<1,0	<1,0	<1,0	<1,0	<1,0	<1,0	<5,0	NS	<1,0	<10	<1,0	<5,0	<25	<1,0	<1,0	<1,0	<2,0	<1,0	<1,0	<2,0	0,43	<2,0	<1,401	<1,0	<1,0	<5,0
MW-11S	3/24/2017		<1,0	<1,0	<1,0	<1,0	<1,0	<1,0	<1,0	<1,0	<2,0	<1,0	<1,0	<1,0	<1,0	<1,0	<1,0	<1,0	<1,0	<1,0	<10	NS	<2,0	<5,0	<2,0	<5,0	<10	<1,0	<1,0	<1,0	<2,0	<1,0	<1,0	<1,0	<1,0	<1,0	<1,0	<1,0	<1,0	<2,0
MW-11S	7/2/2017		<1,0	<1,0	<1,0	<1,0	<1,0	<1,0	<1,0	<2,0	<2,0	<2,0	<2,0	<1,0	<1,0	<1,0	<1,0	<1,0	<1,0	<1,0	<5,0	NS	<1,0	<10	<1,0	<5,0	<25	<1,0	<1,0	<1,0	<2,0	<1,0	<1,0	<2,0	<1,0	<2,0	<1,0	<1,0	<1,0	<5,0
MW-11S	9/21/2017	DUP	<1,0	<1,0	<1,0	<1,0	<1,0	<1,0	<1,0	<2,0	<2,0	<2,0	<2,0	<1,0	<1,0	<1,0	<1,0	<1,0	<1,0	<1,0	<5,0	NS	<1,0	<10	<1,0	<5,0	<25	<1,0	<1,0	<1,0	<2,0	<1,0	<1,0	<2,0	<1,0	<2,0	<1,0	<1,0	<1,0	<5,0
MW-11S	9/21/2017		<1,0	<1,0	<1,0	<1,0	<1,0	<1,0	<1,0	<2,0	<2,0	<2,0	<2,0	<1,0	<1,0	<1,0	<1,0	<1,0	<1,0	<1,0	<5,0	NS	<1,0	<10	<1,0	<5,0	<25	<1,0	<1,0	<1,0	<2,0	<1,0	<1,0	<2,0	<1,0	<2,0	<1,0	<1,0	<1,0	<5,0
MW-11S	1/11/2018		<1,0	<1,0	<1,0	<1,0	<1,0	<1,0	<1,0	<2,0	<2,0	<2,0	<2,0	<1,0	<1,0	<1,0	<1,0	<1,0	<1,0	<1,0	<5,0	NS	<1,0	<10	<1,0	<5,0	<25	<1,0	<1,0	<1,0	<2,0	<1,0	<1,0	<2,0	<1,0	<2,0	<1,0	<1,0	<1,0	<5,0
MW-11S	3/14/2018		<1,0	<1,0	<1,0	<1,0	<1,0	<1,0	<1,0	<2,0	<2,0	<2,0	<2,0	<1,0	<1,0	<1,0	<1,0	<1,0	<1,0	<1,0	<5,0	NS	<1,0	<10	<1,0	<5,0	<25	<1,0	<1,0	<1,0	<2,0	<1,0	<1,0	<2,0	<1,0	<2,0	<1,0	<1,0	<1,0	<5,0
MW-11S	6/27/2018		<1,0	0,88 J	<1,0	<1,0	<1,0	<1,0	<1,0	<2,0	<2,0	<2,0	<2,0	<1,0	<1,0	<1,0	<1,0	<1,0	<1,0	<1,0	<5,0	NS	<1,0	<10	<1,0	<5,0	<25	<1,0	<1,0	<1,0	<2,0	<1,0	<1,0	<2,0	<1,0	<2,0	<1,0	<1,0	<1,0	<5,0
MW-11S	10/19/2018		<1,0	0,37 J	<1,0	<1,0	<1,0	<1,0	<1,0	<2,0	<2,0	<2,0	<2,0	<1,0	<1,0	<1,0	<1,0	<1,0	<1,0	<1,0	<5,0	NS	<1,0	<10	<1,0	<5,0	<25	<1,0	<1,0	<1,0	<2,0	<1,0	<1,0	<2,0	<1,0	<2,0	<1,0	<1,0	<1,0	<5,0
MW-11S	1/23/2019		<1,0	<1,0	<1,0	<1,0	<1,0	<1,0	<1,0	<2,0	<2,0	<2,0	<2,0	<1,0	<1,0	<1,0	<1,0	<1,0	<1,0	<1,0	<5,0	NS	<1,0	<10	<1,0	<5,0	<25	<1,0	<1,0	<1,0	<2,0	<1,0	<1,0	<2,0	<1,0	<2,0	<1,0	<1,0	<1,0	<5,0
MW-11S	4/24/2019		<1,0	4,7	<1,0	<1,0	<1,0	0,54 J	<1,0	<2,0	<2,0	<2,0	<2,0	<1,0	<1,0	<1,0	<1,0	<1,0	<1,0	<1,0	<5,0	NA	<1,0	<10	<1,0	<5,0	<25	<1,0	<1,0	<1,0	<2,0	<1,0	<2	<1,0	<1,0	<1,0	<1,0	<1,0	<1,0	<5,0
MW-11S	8/1/2019		<1,0	1,7	<1,0	<1,0	<1,0	<1,0	<1,0	<2,0	<2,0	<2,0	<2,0	<1,0	<1,0	<1,0	<1,0	<1,0	<1,0	<1,0	<5,0	NS	<1,0	<10	<1,0	<5,0	<25	<1,0	<1,0	<1,0	<2,0	<1,0	<1,0	<2,0	<1,0	<2,0	<1,0	<1,0	<1,0	<5,0
MW-11S	10/31/2019		<1,0	1	<1,0	<1,0	<1,0	<1,0	<1,0	<2,0	<2,0	<2,0	<2,0	<1,0	<1,0	<1,0	<1,0	<1,0	<1,0	<1,0	<5,0	NS	<1,0	<10	<1,0	<5,0	<25	<1,0	<1,0	<1,0	<2,0	<1,0	<1,0	<2,0	<1,0	<2,0	<1,0	<1,0	<1,0	<2,0
MW-11S	1/23/2020		<1,0	74,9	<1,0	<1,0	<1,0	5,5	<1,0	<2,0	<2,0	<2,0	<2,0	<1,0	<1,0	<1,0	<1,0	<1,0	<1,0	<1,0	<5,0	NA	<1,0	<10	<1,0	<5,0	<25	<1,0	<1,0	<1,0	<2,0	0,39 J	<2,0	<1,0	<1,0	<1,0	<1,0	<1,0	<1,0	<5,0
MW-11S	10/22/2020		<1,0	18	<1,0	<1,0	<1,0	1,1	<1,0	<2,0	<2,0	<2,0	<2,0	<1,0	<1,0	<1,0	<1,0	<1,0	<1,0	<1,0	<5,0	NS	<1,0	<10	<1,0	<5,0	<25	<1,0	<1,0	<1,0	<2,0	0,33 J	<2,0	<1,0	<1,0	<1,0	<1,0	<1,0	<1,0	<5,0
MW-11S	12/15/2021		<1,0	5,1	<1,0	<1,0	<1,0	0,37 J	<1,0	<2,0	<2,0	<2,0	<2,0	<1,0	<1,0	<1,0	<1,0	<1,0	<1,0	<1,0	<5,0	NS	<1,0	<10	<1,0	<5,0	<25	<1,0	<1,0	<1,0	<2,0	<1,0	<2,0	<1,0	<1,0	<1,0	<1,0	<1,0	<1,0	<5,0
MW-11S	11/9/2022	DUP	<1,0	7	<1,0	<1,0	<1,0	<1,0	<1,0	<2,0	<2,0	<2,0	<2,0	<1,0	<1,0	<1,0	<1,0	<1,0	<1,0	<1,0	<5,0	NA	<1,0	<10	<1,0	<5,0	<25	<1,0	<1,0	<1,0	<2,0	<1,0	<2,0	<1,0	<1,0	<1,0	<1,0	<1,0	<1,0	<5,0
MW-11S	11/9/2022		<1,0	6,1	<1,0	<1,0	<1,0	<1,0	<1,0	<2,0	<2,0	<2,0	<2,0	<1,0	<1,0	<1,0	<1,0	<1,0	<1,0	<1,0	<5,0	NA	<1,0	<10	<1,0	<5,0	<25	<1,0	<1,0	<1,0	<2,0	<1,0	<2,0	<1,0	<1,0	<1,0	<1,0	<1,0	<1,0	<5,0
MW-11S	12/12/2023		<1,0	1	<1,0	<1,0	<1,0	<1,0	<1,0	<2,0	<2,0	<2,0	<2,0	<1,0	<1,0	<1,0	<1,0	<1,0	<1,0	<1,0	<5,0	NA	<1,0	<10	<1,0	<5,0	<25	<1,0	<1,0	<1,0	<2,0	<1,0	<2,0	<1,0	<1,0	<1,0	<1,0	<1,0	<1,0	<5,0
MW-11S	12/10/2024		<1,0	<1,0	<1,0	<1,0	<1,0	<1,0	<1,0	<5,0	<1,0	<5,0	<1,0	<1,0	<1,0	<1,0	<1,0	<1,0	<1,0	<1,0	<10	NA	<1,0	<10	<1,0	<10	<10	<1,0	<1,0	<1,0	<2,0	<1,0	<5,0	<1,0	<1,0	<1,0	<1,0	<1,0	<1,0	<5,0
MW-12S	7/20/2006		NS	<0,3	<0,2	<0,3	3,1	<0,2	NS	<0,2	NS	NS	NS	<0,2	<0,1	<0,4	<0,2	NS	<0,1	NS	<2,0	NA	0,5	<0,6	NS	<2,0	<2,0	NS	<0,3	<0,2	<0,9	<0,3	<0,2	5,6	<0,2	<0,3	<1,402	NA	NA	NS
MW-12S	8/30/2007		NS	<0,3	NS	NS	1,2	0,6	NS	NS	NS	NS	NS	NS	<0,1	NS	NS	NS	NS	NS	NS	NA	NS	NS	NS	NS	NS	NS	NS	NS	NS	NS	NS	<0,3	NS	NS	<1,403	NA	NA	NS
MW-12S	12/20/2007		NS	<0,3	<0,1	<0,4	1	<0,4	NS	NS	NS	NS	NS	<0,3	<0,2	<0,4	<0,3	NS	<0,2	NS	NS	NA	NS	NS	NS	NS	NS	N

Appendix A
Groundwater Analytical Results - February 2003 - December 2024 (µg/L)
Perma-Fix of South Georgia Inc., Valdosta, GA

			Chlorinated and Non-Chlorinated VOCs																																		
Sample Location	Sample Date	QA/QC Reference	1,1,1,2-Tetrachloroethane	1,1,1-Trichloroethane	1,1,2,2-Tetrachloroethane	1,1,2-Trichloroethane	1,1-Dichloroethane	1,1-Dichloroethene	1,1-Dichloropropene	1,2,3-Trichlorobenzene	1,2,3-Trichloropropane	1,2,4-Trichlorobenzene	1,2-Dibromoethane (EDB) (Ethylene dibromide)	1,2-Dichlorobenzene	1,2-Dichloroethane	1,2-Dichloropropane	1,3-Dichlorobenzene	1,3-Dichloropropane	1,4-Dichlorobenzene (para dichlorobenzene)	2,2-Dichloropropane	2-Butanone (MEK)	2-Chloroethyl Vinyl Ether	2-Chlorotoluene	2-Hexanone	4-Chlorotoluene	4-Methyl-2-Pentanone (MIBK)	Acetone	Bromobenzene	Bromochloromethane (Chlorobromomethane)	Bromodichloromethane (dichlorobromomethane, dichloromethylbromide)	Carbon Disulfide	Carbon Tetrachloride	Chlorobenzene	Chloroethane	Chloroform	Chloromethane	Cis-1,2-Dichloroethene	Cis-1,3-Dichloropropene	Dibromochloromethane (Chlorodibromomethane)	Dibromochloropropane (DBCP) (1,2-Dibromo-3-Chloropropane)
GW Standard			1 [b]	200 [a]	1 [b]	5 [a]	1 [b]	7 [a]	1 [b]	1 [a]	1 [b]	70 [a]	0,05 [a]	600 [a]	5 [a]	5 [a]	1 [b]	1 [a]	75 [a]	1 [b]	10 [b]	--	1 [b]	10 [b]	1 b	10 [b]	10 [b]	1 [b]	1 [b]	80 [a]	2 [b]	5 [a]	100 [a]	5 [b]	80 [a]	1 [b]	70 [a]	1 [b]	80 [a]	0,2 [a]
MW-12S	9/30/2009		NS	<0,27	<0,33	<0,37	1,6	1,2	NS	NS	NS	NS	NS	<0,27	<0,65	<0,20	<0,30	NS	<0,38	NS	NS	NA	NS	NS	NS	NS	NS	NS	<0,37	NS	<0,38	<0,27	<0,30	<0,20	<0,34	<1,411	NA	NA	NS
MW-12S	12/10/2009		NS	<0,35	<0,19	<0,40	<0,35	<0,32	NS	NS	NS	NS	NS	<0,40	<0,44	<0,49	<0,35	NS	<0,26	NS	NS	NA	NS	NS	NS	NS	NS	NS	<0,11	NS	<0,42	<0,23	<0,34	<0,40	<0,40	<1,412	NA	NA	NS
MW-12S	3/6/2010		NS	0,67	<0,085	<0,068	3,2	4,1	NS	NS	NS	NS	NS	<0,052	<0,082	<0,098	<0,092	NS	<0,10	NS	NS	NA	NS	NS	NS	NS	NS	NS	<0,10	NS	<0,082	<0,069	<0,18	<0,083	<0,050	<1,413	NA	NA	NS
MW-12S	5/29/2010		NS	<0,4	<0,23	<0,34	1,8	2,6	NS	NS	NS	NS	NS	<0,32	<0,34	<0,34	<0,34	NS	<0,41	NS	NS	NA	NS	NS	NS	NS	NS	NS	<0,31	NS	<0,51	<0,37	<0,66	<0,37	<0,53	<1,414	NA	NA	NS
MW-12S	8/4/2010		NS	<0,22	<0,29	<0,29	1,9	1,9	NS	NS	NS	NS	NS	<0,26	<0,33	<0,27	<0,29	NS	<0,22	NS	NS	NA	NS	NS	NS	NS	NS	NS	<0,28	NS	<0,34	<0,2	<0,51	<0,25	0,78	<1,415	NA	NA	NS
MW-12S	10/15/2010		NS	<0,22	<0,29	<0,29	2	1,7	NS	NS	NS	NS	NS	<0,26	<0,33	<0,27	<0,29	NS	<0,22	NS	NS	NA	NS	NS	NS	NS	NS	NS	<0,28	NS	<0,34	<0,2	<0,51	<0,25	<0,5	<1,416	NA	NA	NS
MW-12S	2/28/2011		NS	<0,20	<0,23	<0,22	7,2	7,3	NS	NS	NS	NS	NS	<0,25	<0,20	<0,25	<0,20	NS	<0,23	NS	NS	NA	NS	NS	NS	NS	NS	NS	<0,20	NS	<0,25	<0,20	<0,50	<0,22	<0,50	<1,417	NA	NA	NS
MW-12S	5/27/2011		NS	<0,20	<0,23	<0,22	9,3	7,8	NS	NS	NS	NS	NS	<0,25	0,2	<0,25	<0,20	NS	<0,23	NS	NS	NA	NS	NS	NS	NS	NS	NS	<0,20	NS	<0,25	<0,20	<0,50	0,24	<0,50	<1,418	NA	NA	NS
MW-12S	8/24/2011		NS	<0,2	<0,23	<0,22	1,8	1,4	NS	NS	NS	NS	NS	<0,25	<0,2	<0,25	<0,2	NS	<0,23	NS	NS	NA	NS	NS	NS	NS	NS	NS	<0,2	NS	<0,25	<0,2	<0,5	<0,22	<0,5	<1,419	NA	NA	NS
MW-12S	11/15/2011		NS	<0,2	<0,23	<0,22	3,2	5,8	NS	NS	NS	NS	NS	<0,25	<0,2	<0,25	<0,2	NS	<0,23	NS	NS	NA	NS	NS	NS	NS	NS	NS	<0,2	NS	<0,25	<0,2	<0,5	<0,22	<0,5	<1,420	NA	NA	NS
MW-12S	2/28/2012		NS	<0,2	<0,23	<0,22	0,70	0,25	NS	NS	NS	NS	NS	<0,25	<0,2	<0,25	<0,2	NS	<0,23	NS	NS	NA	NS	NS	NS	NS	NS	NS	<0,2	NS	<0,25	<0,2	<0,5	<0,22	<0,5	<1,421	NA	NA	NS
MW-12S	4/23/2012		NS	<0,2	<0,23	<0,22	1,2	2,2	NS	NS	NS	NS	NS	<0,25	<0,2	<0,25	<0,2	NS	<0,23	NS	NS	NA	NS	NS	NS	NS	NS	NS	<0,2	NS	<0,25	<0,2	<0,5	<0,22	<0,5	<1,422	NA	NA	NS
MW-12S	8/20/2012		NS	<0,2	<0,23	<0,22	1	1,8	NS	NS	NS	NS	NS	<0,25	<0,2	<0,25	<0,2	NS	<0,23	NS	NS	NA	NS	NS	NS	NS	NS	NS	<0,2	NS	<0,25	<0,2	<0,5	<0,22	<0,5	<1,423	NA	NA	NS
MW-12S	11/14/2012		NS	0,79	<0,24	<0,2	4,7	14,8	NS	NS	NS	NS	NS	<0,22	<0,22	<0,26	<0,25	NS	<0,2	NS	NS	NA	NS	NS	NS	NS	NS	NS	<0,2	NS	<0,31	<0,2	<0,5	<0,26	<0,5	<1,424	NA	NA	NS
MW-12S	3/4/2013		NS	<0,2	<0,24	<0,2	0,5	<0,2	NS	NS	NS	NS	NS	<0,22	<0,22	<0,26	<0,25	NS	<0,2	NS	NS	NA	NS	NS	NS	NS	NS	NS	<0,2	NS	<0,31	<0,2	<0,5	<0,26	<0,5	<1,425	NA	NA	NS
MW-12S	6/12/2013		NS	<0,2	<0,24	<0,2	1,3	2,8	NS	NS	NS	NS	NS	<0,22	<0,22	<0,26	<0,25	NS	<0,2	NS	NS	NA	NS	NS	NS	NS	NS	NS	<0,2	NS	<0,31	<0,2	<0,5	<0,26	<0,5	<1,426	NA	NA	NS
MW-12S	8/29/2013		NS	<0,2	<0,24	<0,2	1,3	2,1	NS	NS	NS	NS	NS	<0,22	<0,22	<0,26	<0,25	NS	<0,2	NS	NS	NA	NS	NS	NS	NS	NS	NS	<0,2	NS	<0,31	<0,2	<0,5	<0,26	<0,5	<1,427	NA	NA	NS
MW-12S	12/11/2013		NS	2,5	<0,24	<0,2	9,1	27,5	NS	NS	NS	NS	NS	<0,22	<0,22	<0,26	<0,25	NS	<0,2	NS	NS	NA	NS	NS	NS	NS	NS	NS	<0,2	NS	<0,31	<0,2	<0,5	<0,25	<0,5	<1,428	NA	NA	NS
MW-12S	3/19/2014		NS	1,2	<0,27	<0,32	7,8	25,4	NS	NS	NS	NS	NS	<0,29	<0,24	<0,26	<0,20	NS	<0,2	NS	NS	NA	NS	NS	NS	NS	NS	NS	<0,26	NS	<0,40	<0,24	<0,5	<0,31	<0,53	<1,429	NA	NA	NS
MW-12S	6/17/2014		NS	3,4	<0,27	<0,32	14,4	51,6	NS	NS	NS	NS	NS	<0,29	<0,24	<0,26	<0,20	NS	<0,2	NS	NS	NA	NS	NS	NS	NS	NS	NS	<0,26	NS	<0,40	<0,24	<0,5	0,33	<0,53	<1,430	NA	NA	NS
MW-12S	12/8/2014		NS	1,3	<0,50	<1,0	8,9	34,9	NS	<5,0	NS	NS	NS	<1,0	<1,0	<2,0	<1,0	NS	<1,0	NS	NA	NA	<5,0	NA	NS	NA	NA	NS	<5,0	<1,0	NA	<1,0	<1,0	<2,0	0,54	<2,0	<1,431	NA	NA	NS
MW-12S	3/12/2015		NS	3,2	<1,0	<1,0	22	80,4	NS	NS	NS	NS	NS	<1,0	0,47	<1,0	<1,0	NS	<1,0	NS	NS	NA	NS	NS	NS	NS	NS	NS	<1,0	NS	<1,0	<1,0	0,84	1,3	<2,0	<1,432	NA	NA	NS
MW-12S	6/3/2015		NS	6,1	<1,0	<1,0	22	73,6	NS	NS	NS	NS	NS	<1,0	<1,0	<1,0	<1,0	NS	<1,0	NS	NS	<5,0	NS	NS	NS	NS	NS	NS	<1,0	NS	<1,0	<1,0	<2,0	1,4	<2,0	<1,433	<1,0	<1,0	NS
MW-12S	8/14/2015		NS	8,2	<1,0	<1,0	21,8	79,8	NS	NS	NS	NS	NS	<1,0	0,38	<1,0	<1,0	NS	<1,0	NS	NS	<5,0	NS	NS	NS	NS	NS	NS	<1,0	NS	<1,0	<1,0	<2,0	<1,0	<2,0	<1,434	<1,0	<1,0	NS
MW-12S	12/18/2015		NS	5,5	<2,5	<2,5	22,3	87,9	NS	NS	NS	NS	NS	<2,5	<2,5	<2,5	<2,5	NS	<2,5	NS	NS	<13	NS	NS	NS	NS	NS	NS	<2,5	NS	<2,5	<2,5	<5,0	14,2	<5,0	<1,435	<2,5	<2,5	NS
MW-12S	3/19/2016		NS	4,4	<2,5	<2,5	20,8	79,5	NS	NS	NS	NS	NS	<2,5	<2,5	<2,5	<2,5	NS	<2,5	NS	NS	<13	NS	NS	NS	NS	NS	NS	<2,5	NS	<2,5	<2,5	<5,0	1,5	<5,0	<1,436	<2,5	<2,5	NS
MW-12S	6/16/2016		<1,0	5	<1,0	<1,0	20,9	70,4	<1,0	<2,0	<2,0	<2,0	<2,0	<1,0	0,36	<1,0	<1,0	<1,0	<1,0	<1,0	<5,0	NS	0,35	<10	<1,0	<5,0	<25	<1,0	<1,0	<1,0	<2,0	<1,0	<1,0	1,2	7,2	<2,0	<1,437	<1,0	<1,0	<5,0
MW-12S	9/23/2016		<1,0	2,7	<1,0	<1,0	14,8	36,7	<1,0	1,4	<2,0	0,56	<2,0	<1,0	<1,0	<1,0	<1,0	<1,0	<1,0	<1,0	<5,0	NS	0,61	<10	<1,0	<5,0	<25	<1,0	<1,0	<1,0	<2,0	<1,0	<1,0	13,9	<2,0	<1,438	<1,0	<1,0	<5,0
MW-12S	1/20/2017		<2,0	<2,0	<2,0	<2,0	6,5	12,5	<2,0	<4,0	<4,0	<4,0	<4,0	<2,0	<2,0	<2,0	<2,0	<2,0	<2,0	<2,0	<10	NS	0,64	<20	<2,0	<10	<50	<2,0	<2,0	<2,0	<4,0	<2,0	<2,0	<4,0	8,5	<4,0	<1,439	<2,0	<2,0	<10
MW-12S	3/23/2017		<1,0	0,55	<1,0	<1,0	12,9	21,1	<1,0	<1,0	<2,0	<1,0	<1,0	0,26	<1,0	<1,0	<1,0	<1,0	<1,0	<1,0	<10	NS	<2,0	<5,0	<2,0	<5,0	<10	<1,0	<1,0	<1,0	<2,0	<1,0	<1,0	25,9	<1,0	73,2	<1,0	<1,0	<2,0
MW-12S	7/1/2017		<1,0	0,44	<1,0	<1,0	8,2	30,9	<1,0	<2,0	<2,0	<2,0	<2,0	<1,0	<1,0	<1,0	<1,0	<1,0	<1,0	<1,0	<5,0	NS	0,92	<10	<1,0	<5,0	<25	<1,0	<1,0	<1,0	<2,0	<1,0	<1,0	1,7	<2,0	31,9	<1,0	<1,0	<5,0
MW-12S	9/21/2017		<1,0	0,82	<1,0	<1,0	6,7	29,9	<1,0	<2,0	<2,0	<2,0	<2,0	<1,0	<1,0	<1,0	<1,0	<1,0	<1,0	<1,0	<5,0	NS	0,93	<10	<1,0	<5,0	<25	<1,0	<1,0	<1,0	<2,0	<1,0	<1,0	1,6	<2,0	27,5	<1,0	<1,0	<5,0
MW-12S	1/8/2018		<1,0	2,7	<1,0	<1,0	18	65,2	<1,0	<2,0	<2,0	<2,0	<2,0	<1,0	0,96	<1,0	<1,0	<1,0	<1,0	<1,0	<5,0	NS	0,81	<10	<1,0	<5,0	<25	<1,0	<1,0	<1,0	<2,0	<1,0	<1,0	0,79	17,5	<2,0	67,9	<1,0	<1,0	<5,0
MW-12S	3/14/2018		<1,0	0,4	<1,0	<1,0	5,7	16,5	<1,0	<2,0	<2,0	<2,0	<2,0	<1,0	<1,0	<1,0	<1,0	<1,0	<1,0	<1,0	<5,0	NS	0,9	<10	<1,0	<5,0	<25	<1,0	<1,0	<1,0	<2,0	<1,0	<1,0	1,2	<2,0	26,8	<1,0	<1,0	<5,0
MW-12S	6/27/2018		<1,0	<1,0	<1,0	<1,0	3,3	10,2	<1,0	<2,0	<2,0	<2,0	<2,0	<1,0	<1,0	<1,0	<1,0	<1,0	<1,0	<1,0	<5,0	NS	0,71 J	<10	<1,0	<5,0	<25	<1,0	<1,0	<1,0	<2,0	<1,0	<1,0	<2,0	0,76 J	<2,0	13,3	<1,0	<1,0	<5,0
MW-12S	10/18/2018		<1,0	<1,0	<1,0	<1,0	13,3	8,6	<1,0	<2,0	<2,0	<2,0	<2,0	<1,0	1,7	<1,0	<1,0	<1,0	<1,0	<1,0	<5,0	NS	0,92 J	<10	<1,0	<5,0	<25	<1,0	<1,0	<1,0	<2,0	<1,0	<1,0	<2,0	26,7	<2,0	32,5	<1,0	<1,0	<5,0
MW-12S	1/23/2019		<2,0	<2,0	<2,0	<2,0	12	9,4	<2,0	<4	<4	<4	<4	<2,0	1,6 J	<2,0	<2,0	<2,0	<2,0	<2,0	<10	NS	0,62 J	<20	<2,0	<10	<50	<2,0	<2,0	<2,0	<4	<2,0	<2,0	1,6 J	11,9	<4	27,5	<2,0	<2,0	<10
MW-12S	4/24/2019		<1,0	0,54 J	<2,0	<2,0	12,2	18	<2,0	<4,0	<4,0	<4,0	<4,0	<2,0	1,2 J	<2,0	<2,0	<2,0	<2,0	<2,0	<10	NS	<2,0	<20	<2,0	<10	<50	<2,0	<2,0	<2,0	<4,0	<2,0	<2,0	<4,0	10,3	<4,0	33,8	<2,0	<2,0	<10
MW-12S	7/31/2019		<1,0	0,8	<1,0	<1,0	8,5	22	<1,0	<2,0	<2,0	<2,0	<2,0	<1,0	0,53	<1,0	<1,0	<1,0	<1,0	<1,0	<5,0	NS	<1,0	<10	<1,0	<5,0	<25	<1,0	<1,0	<1,0	<2,0	<1,0	<1,0	<2,0	3,8	<2,0	40,4	<1,0	<1,0	<5,0
MW-12S	10/30/2019		<1,0	0,81	<1,0	<1,0	6,8	14,9	<1,0	<2,0	<2,0	<2,0	<2,0	<1,0	0,47	<1,0	<1,0	<1,0	<1,0	<1,0	<5,0	NS	0,65	<10	<1,0	<5,0	<25	<1,0	<1,0	<1,0	<2,0	<1,0	<1,0	<2,0	2,9	<2,0	24,4	<1,0	<1,0	<5,0
MW-12S	1/23/2020		<1,0	<1,0	<1,0	<1,0	6,9	3,1	<1,0	<2,0	<2,0	<2,0	<2,0	<1,0	1,1	<1,0	<1,0	<1,0	<1,0	<1,0	<5,0	NS	72,6	<10	<1,0	<5,0	<25	<1,0	<1,0	<1,0	<2,0	<1,0	<1,0	<2,0	3,7	<2,0	8,9	<1,0	<1,0	<5,0
MW-12S	4/22/2021		<1,0	8,5	<1,0	<1,0	5,6	17,1	<1,0	<2,0	<2,0	<2,0	<2,0	<1,0	<1,0	<1,0	<1,0	<1,0	<1,0	<1,0	<5,0	NS	0,63 J	<10	<1,0	<5,0	<25	<1,0	<1,0	<1,0	<2,0	<1,0	<1,0	<2,0	<1,0	<2,0	15,7	<1,0	<1,0	<5,0
MW-12S	12/15/2021		<1,0	<1,0	<1,0	<1,0	2,2	1,4	<1,0	<2,0	<2,0	<2,0	<2,0	<1,0	<1,0	<1,0	<1,0	<1,0	<1,0	<1,0	<5,0	NS	<1,0	<10	<1,0	<5,0	<25	<1,0	<1,0	<1,0	<2,0	<1,0	<1,0	<2,0	<1,0	<2,0	2,8	<1,0	<1,0	<5,0
MW-12S	5/19/2022		<1,0	<1,0	<1,0	<1,0	2	9,8	<1,0	<2,0	<2,0	<2,0	<2,0	<1,0	<1,0	<1,0	<1,0	<1,0	<1,0	<1,0	<5,0	NS	0,39 J	<10	<1,0	<5,0	<25	<1,0	<1,0	<1,0	<2,0	<1,0	<1,0	<2,0	<1,0	<2,0	9,3	<1,0	<1,0	<5,0
MW-12S	11/9/2022		<1,0	0,26 J	<1,0	<1,0	4,2	18,3	<1,0	<2,0	<2,0	<2,0	<2,0	<1,0	<1,0	<1,0	<1,0	<1,0	<1,0	<1,0	<5,0	NA	0,25 J	<10	<1,0	<5,0	<25	<1,0	<1,0	<1,0	<2,0	<1,0	<1,0	<2,0	<1,0	<2,0	25,1	<1,0	<1,0	<5,0
MW-12S	4/20/2023		<1,0	0,25	<1,0	<1,0	0,51 J	1,4	<1,0	<2,0	<2,0	<2,0	<2,0	<1,0	<1,0	<1,0	<1,0	<1,0	<1,0	<1,0	<5,0	NA	0,58 J	<10	<1,0	<5,0	<25	<1,0	<1,0	<1,0	<2,0	<1,0	<1,0	<2,0	<1,0	<2,0	<1,0	<1,0	<1,0	<5,0
MW-12S	11/9/2023		<1,0	0,25	<1,0	<1,0	1,3	3,2	<1,0	<2,0	<2,0	<2,0	<2,0	<1,0	<1,0	<1,0	<1,0	<1,0	<1,0	<1,0	<5,0	NA	<0,22	<10	<1,0	<5,0	<25	<1,0	<1,0	<1,0	<2,0	<1,0	<1,0	<2,0	<1,0	<2,0	5,2	<1,0	<1,0	<5,0
MW-12S	5/1/2024		<1,0	<1,0	<1,0	<1,0	<1,0	3,2	<1,0	<5,0	<1,0	<5,0	<1,0	<1,0	<1,0	<1,0	<1,0	<1,0	<1,0	<1,0	<10	<9,5	<1,0	<10	<1,0	<10	<10	<1,0	<1,0	<1,0	<2,0	<1,0	<1,0	<5,0	<1,0	<1,0	4,8	<1,0	<1,0	<5,0
MW-12S	5/1/2024	DUP	<1,0	<1,0	<1,0	<1,0	2,3	9,5	<1,0	<5,0	<1,0	<5,0	<1,0	<1,0	<1,0	<1,0	<1,0	<1,0	<1,0	<1,0	<10	<9,6	<1,0	<10	<1,0	<10	<10	<1,0	<1,0	<1,0	<2,0	<1,0	<1,0	<5,0	<1,0	<1,0	15	<1,0	<1,0	<5,0
MW-12S	12/10/2024		<1,0	<1,0	<1,0	<1,0	1,0	2,8	<1,0	<5,0	<1,0	<5,0	<1,0	<1,0	<1,0	<1,0	<1,0	<1,0	<1,0	<1,0	<10	NA	<1,0	<10	<1,0	<10	<10	<1,0	<1,0	<1,0	<2,0	<1,0	<1,0	<5,0	<1,0	<1,0	5,1	<1,0	<1,0	<5,0
MW-13S	7/20/2006		NS	334	<10	<15	163	1270	NS	<10	NS	NS	NS	<10	<5,0	<20	<10	NS	<5,0	NS	<100	NA	<5,0	<30	NS	<100	<100	NS	<15	<10	<45	<15	<10	<15	<10	<15	<1,440	NA	NA	NS
MW-13S	8/30/2007		NS	2800	NS	NS	680	2000	NS	NS	NS	NS	NS	NS	<1,0	NS	NS	NS	NS	NS	NS	NA	NS	NS	NS	NS	NS	NS	NS	NS	NS	NS	22	NS	NS	<1,441	NA	NA	NS
MW-13S	12/20/2007		NS	27000	<70	<180	6400	14000	NS	NS	NS	NS	NS	<150	<95	<220	<120	NS	<90	NS	NS	NA	NS	NS	NS	NS	NS	NS	NS	<140	NS	4300	<100	<420	<170	<180	<1,442	NA	NA	NS
MW-13S	3/18/2008		NS	4200	<7,0	<18	<22	2300	NS	NS	NS	NS	NS	<15	<9,5	<22	<12	NS	<9,0	NS	NS	NA	NS	NS	NS	NS	NS	NS	NS	<14	NS	<26	<10	<42	<17	<18	<1,443	NA	NA	NS
MW-13S	6/20/2008		NS	1600	<7,0	<18	440	1200	NS	NS	NS	NS	NS	<15	<9,5	<22	<12	NS	<9,0	NS	NS	NA	NS	NS	NS	NS	NS	NS	NS	<14	NS	240	<10	<42	<17	<18	<1,444	NA	NA	NS
MW-13S	9/16/2008		NS	41	<2,1	<4,0	33	33	NS	NS	NS	NS	NS	<0,75	<4,3	<5,2	<2,3	NS	<2,0	NS	NS	NA	NS	NS	NS	NS	NS	NS	NS	<1,2	NS	<4,5	<2,4	<3,6	<4,3	<3,9	<1,445	NA	NA	NS
MW-13S	12/15/2008		NS	2000	<0,21	10	170	690	NS	NS	NS	NS	NS	<0,12	<0,43	<0,52	<0,23	NS	<0,20	NS	NS	NA	NS	NS	NS	NS	NS	NS	NS	<0,28	0,36	NS	300	<0,24	<0,36	1,4	<0,39	<1,446	NA	NA	NS
MW-13S	3/30/2009		NS	30000	<66	<74	800	5500	NS	NS	NS	NS	NS	<54	<130	<40	<60	NS	<76	NS	NS	NA	NS	NS	NS	NS	NS	NS	NS	<74	NS	<76	<54	<60	<40	<68	<1,447	NA	NA	NS
MW-13S	7/10/2009		NS	14000	<0,23	<0,34	730	1200	NS	NS	NS	NS	NS	1,2	5	<0,34	<0,34	NS	<0,41	NS	NS	NA	NS	NS	NS	NS	NS	NS	NS	<0,31	NS	<0,51	<0,37	<0,66	<0,37	<0,53	<1,448	NA	NA	NS
MW-13S	9/30/2009		NS	1200	<16	<18	150	1300	NS	NS	NS	NS	NS	<14	<32	<10	<15	NS	<19	NS	NS	NA	NS	NS	NS	NS	NS	NS	NS	<18	NS	<19	<14	<15	<10	<17	<1,449	NA	NA	NS
MW-13S	12/10/2009		NS	1800	<9,5	<20	140	810	NS	NS	NS	NS	NS	<20	<22	<24	<18	NS	<13	NS	NS	NA	NS	NS	NS	NS	NS	NS	NS	<5,5	NS	<21	<12	<17	<20	<20	<1,450	NA	NA	NS
MW-13S	3/6/2010		NS	5900	<4,2	<3,4	850	1800	NS	NS	NS	NS	NS	<2,6	<4,1	<4,9	<4,6	NS	<5,0	NS	NS	NA	NS	NS	NS	NS	NS	NS	NS	<5,0	NS	<4,1	<3,4	<9,0	<4,2	<2,5	<1,451	NA	NA	NS
MW-13S	5/29/2010		NS	1400	<23	<34	250	2600	NS	NS	NS	NS	NS	<32	<34	<34	<34	NS	<41	NS	NS	NA	NS	NS	NS	NS	NS	NS	NS	<31	NS	<51	<37	<66	<37	<53	<1,452	NA	NA	NS
MW-13S	8/4/2010		NS	1000	<5,8	<5,8	121	2730	NS	NS	NS	NS	NS	<5,2	<6,6	<5,4	<5,8	NS	<4,4	NS	NS	NA	NS	NS	NS	NS	NS	NS	NS	<5,6	NS	<6,8	<4,0	<10	<5,0	<10	<1,453	NA	NA	NS
MW-13S	10/15/2010		NS	469	<15	<15	44,8	1190	NS	NS	NS	NS	NS	<13	<17	<14	<15	NS	<11	NS	NS	NA	NS	NS	NS	NS	NS	NS	NS	<14	NS	<17	<10	<26	<13	<25	<1,454	NA	NA	NS
MW-13S	2/28/2011		NS	3860	<12	<11	524	1370	NS	NS	NS	NS	NS	<13	<10	<13	<10	NS	<12	NS	NS	NA	NS	NS	NS	NS	NS	NS	NS	<10	NS	<13	<10	<25	<11	<25	<1,455	NA	NA	NS
MW-13S	5/27/2011		NS	4640	<12	<11	894	1880	NS	NS	NS	NS	NS	<13	<10	<13	<10	NS	<12	NS	NS	NA	NS	NS	NS	NS	NS	NS	NS	<10	NS	<13	<10	<25	<11	<25	<1,456	NA	NA	NS
MW-13S	8/24/2011		NS	1880	<5,8	<5,5	403	662	NS	NS	NS	NS	NS	<6,3	<5,0	<6,3	<5,0	NS	<5,8	NS	NS	NA	NS	NS	NS	NS	NS	NS	NS	<5,0	NS	<6,3	<5,0	<13	<5,5	<13	<1,457	NA	NA	NS
MW-13S	11/15/2011		NS	8160	<5,8	<5,5	830	1320	NS	NS	NS	NS	NS	<6,3	<5,0	<6,3	<5,0	NS	<5,8	NS	NS	NA	NS	NS	NS	NS	NS	NS	NS	<5,0	NS	<6,3	<5,0	<13	8,2	<13	<1,458	NA	NA	NS
MW-13S	2/28/2012		NS	19000	<5,8	<5,5	967	3630	NS	NS	NS	NS	NS	<6,3	<5,0	<6,3	<5,0	NS	<5,8	NS	NS	NA	NS	NS	NS	NS	NS	NS	NS	<5,0	NS	<6,3	<5,0	<13	<5,5	<13	<1,459	NA	NA	NS
MW-13S	4/23/2012		NS	20900	<23	<22	797	3310	NS	NS	NS	NS	NS	<25	<20	<25	<20	NS	<23	NS	NS	NA	NS	NS	NS	NS	NS	NS	NS	<20	NS	<25	<20	<50	<22	<50	<1,460	NA	NA	NS
MW-13S	8/20/2012		NS	21800	<23	<22	1670	4620	NS	NS	NS	NS	NS	<25	<20	<25	<20	NS	<23	NS	NS	NA	NS	NS	NS	NS	NS	NS	NS	<20	NS	<25	<20	<50	<22	<50	<1,461	NA	NA	NS
MW-13S	11/14/2012		NS	18200	<24	<20	2120	4750	NS	NS	NS	NS	NS	<22	<22	<26	<25	NS	<20	NS	NS	NA	NS	NS	NS	NS	NS	NS	NS	<20	NS	<31	<20	<50	<26	<50	<1,462	NA	NA	NS
MW-13S	3/4/2013		NS	16000	<24	<20	1100	2470	NS	NS	NS	NS	NS	<22	<22	<26	<25	NS	<20	NS	NS	NA	NS	NS	NS	NS	NS	NS	NS	<20	NS	<31	<20	<50	<26	<50	<1,463	NA	NA	NS
MW-13S	6/12/2013		NS	25000	<60	<50	2260	4140	NS	NS	NS	NS	NS	<54	<56	<66	<64	NS	<50	NS	NS	NA	NS	NS	NS	NS	NS	NS	NS	<50	NS	<78	<50	<130	<66	<130	<1,464	NA	NA	NS
MW-13S	8/27/2013		NS	3010	<12	<10	571	842	NS	NS	NS	NS	NS	<11	<11	<13	<13	NS	<10	NS	NS	NA	NS	NS	NS	NS	NS	NS	NS	<10	NS	<16	<10	<25	<13	<25	<1,465	NA	NA	NS
MW-13S	12/12/2013		NS	714	<12	<10	77,2	2130	NS	NS	NS	NS	NS	<11	<11	<13	<13	NS	<10	NS	NS	NA	NS	NS	NS	NS	NS	NS	NS	<10	NS	<16	<10	<25	<13	<25	<1,466	NA	NA	NS
MW-13S	3/19/2014		NS	1970	<14	<16	508	978	NS	NS	NS	NS	NS	<15	<12	<18	<10	NS	<10	NS	NS	NA	NS	NS	NS	NS	NS	NS	NS	<13	NS	<20	<12	<25	<16	<27	<1,467	NA	NA	NS
MW-13S	6/17/2014		NS	2730	<14

Appendix A
Groundwater Analytical Results - February 2003 - December 2024 (µg/L)
Perma-Fix of South Georgia Inc., Valdosta, GA

Chlorinated and Non-Chlorinated VOCs																																						
Sample Location	Sample Date	QA/QC Reference	1,1,1,2-Tetrachloroethane	1,1,1-Trichloroethane	1,1,2,2-Tetrachloroethane	1,1,2-Trichloroethane	1,1-Dichloroethane	1,1-Dichloroethene	1,1-Dichloropropene	1,2,3-Trichlorobenzene	1,2,3-Trichloropropane	1,2,4-Trichlorobenzene	1,2-Dibromoethane (EDB) (Ethylene dibromide)	1,2-Dichlorobenzene	1,2-Dichloroethane	1,2-Dichloropropane	1,3-Dichlorobenzene	1,3-Dichloropropane	1,4-Dichlorobenzene (para dichlorobenzene)	2,2-Dichloropropane	2-Butanone (MEK)	2-Chloroethyl Vinyl Ether	2-Chlorotoluene	2-Hexanone	4-Chlorotoluene	4-Methyl-2-Pentanone (MIBK)	Acetone	Bromobenzene	Bromochloromethane (Chlorobromomethane)	Bromodichloromethane (dichlorobromomethane, dichloromethylbromide)	Carbon Disulfide	Carbon Tetrachloride	Chlorobenzene	Chloroethane	Chloroform	Chloromethane	Cis-1,2-Dichloroethene	Cis-1,3-Dichloropropene	Dibromochloromethane (Chlorodibromomethane)	Dibromochloropropane (DBCP) (1,2-Dibromo-3-Chloropropane)
GW Standard			1 [b]	200 [a]	1 [b]	5 [a]	1 [b]	7 [a]	1 [b]	1 [a]	1 [b]	70 [a]	0,05 [a]	600 [a]	5 [a]	5 [a]	1 [b]	1 [a]	75 [a]	1 [b]	10 [b]	--	1 [b]	10 [b]	1 b	10 [b]	10 [b]	1 [b]	1 [b]	80 [a]	2 [b]	5 [a]	100 [a]	5 [b]	80 [a]	1 [b]	70 [a]	1 [b]	80 [a]	0,2 [a]
MW-13S	6/4/2015		NS	2990	<1.0	<1.0	789	886	NS	NS	NS	NS	NS	0.82	0.65	<1.0	<1.0	NS	<1.0	NS	NS	<5.0	NS	NS	NS	NS	NS	NS	NS	<1.0	NS	<1.0	<1.0	<2.0	2.7	<2.0	<1.471	<1.0	<1.0	NS
MW-13S	8/15/2015		NS	1740	<20	<20	481	875	NS	NS	NS	NS	NS	<20	<20	<20	<20	NS	<20	NS	NS	<100	NS	NS	NS	NS	NS	NS	NS	<20	NS	<20	<20	<40	<20	<40	<1.472	<20	<20	NS
MW-13S	12/19/2015		NS	1810	<25	<25	744	1030	NS	NS	NS	NS	NS	<25	<25	<25	<25	NS	<25	NS	NS	<130	NS	NS	NS	NS	NS	NS	<25	<25	NS	<25	<25	<50	<25	<50	<1.473	<25	<25	NS
MW-13S	3/20/2016		NS	1220	<25	<25	811	1100	NS	NS	NS	NS	NS	<25	<25	<25	<25	NS	<25	NS	NS	<130	NS	NS	NS	NS	NS	NS	<25	<25	NS	<25	<25	<50	<25	<50	<1.474	<25	<25	NS
MW-13S	6/17/2016		<25	536	<25	<25	349	692	<25	<50	<50	<50	<50	<25	<25	<25	<25	<25	<25	<25	<25	<130	NS	<25	<250	<25	<130	<630	<25	<25	<25	<50	<25	<25	<50	<1.475	<25	<25	<130
MW-13S	9/23/2016		<10	692	<10	<10	571	566	<10	<20	<20	<20	<20	<10	<10	<10	<10	<10	<10	<10	<10	<50	NS	<10	<100	<10	<50	<250	<10	<10	<10	<20	<10	<10	<20	<1.476	<10	<10	<50
MW-13S	1/23/2017		<20	15200	<20	<20	1860	5810	<20	<40	<40	<40	<40	<20	<20	<20	<20	<20	<20	<20	<20	<100	NS	<20	<200	<20	<100	<500	<20	<20	<20	<40	<20	<20	<40	<20	<40	<1,477	<20	<20	<100
MW-13S	3/25/2017		<20	9140	<20	<20	1690	3460	<20	<20	<40	<20	<20	<20	<20	<20	<20	<20	<20	<20	<20	<200	NS	<40	<100	<40	<100	<200	<20	<20	<20	<40	<20	<20	<20	<20	<40	927	<20	<20	<40
MW-13S	7/2/2017		<100	5800	<100	<100	1460	1670	<100	<200	<200	<200	<200	<100	<100	<100	<100	<100	<100	<100	<100	<500	NS	<100	<1000	<100	<500	<2500	<100	<100	<100	<200	<100	<100	<200	<100	<200	587	<100	<100	<500
MW-13S	9/21/2017		<25	3720	<25	<25	1490	1120	<25	<50	<50	<50	<50	<25	<25	<25	<25	<25	<25	<25	<25	<130	NS	<25	<250	<25	<130	<630	<25	<25	<25	<50	<25	<25	<50	<25	<50	593	<25	<25	<130
MW-13S	1/11/2018		<20	5440	<20	<20	1740	2200	<20	<40	<40	<40	<40	<20	<20	<20	<20	<20	<20	<20	<20	<100	NS	<20	<200	<20	<100	<500	<20	<20	<20	<40	<20	<20	<40	<20	<40	869	<20	<20	<100
MW-13S	3/14/2018		<100	5230	<100	<100	1440	1690	<100	<200	<200	<200	<200	<100	<100	<100	<100	<100	<100	<100	<100	<500	NS	<100	<1000	<100	<500	<2500	<100	<100	<100	<200	<100	<100	<200	<100	<200	676	<100	<100	<500
MW-13S	6/27/2018		<100	9950	<100	<100	1700	2710	<100	<200	<200	<200	<200	<100	<100	<100	<100	<100	<100	<100	<100	<500	NS	<100	<1000	<100	<500	<2500	<100	<100	<100	<200	<100	<100	<200	<100	<200	658	<100	<100	<500
MW-13S	10/18/2018		<5.0	951	<5.0	<5.0	254	721	<5.0	<10	<10	<10	<10	<5.0	<5.0	<5.0	<5.0	<5.0	<5.0	<5.0	<5.0	<25	NS	<5.0	<50	<5.0	<25	<130	<5.0	<5.0	<5.0	<10	<5.0	<5.0	<10	<5.0	<10	385	<5.0	<5.0	<25
MW-13S	1/23/2019		<25	2060	<25	<25	409	835	<25	<50	<50	<50	<50	<25	<25	<25	<25	<25	<25	<25	<25	<130	NS	<25	<250	<25	<130	<630	<25	<25	<25	<50	<25	<25	<50	<25	<50	312	<25	<25	<130
MW-13S	4/24/2019		<25	277	<25	<25	179	851	<25	<50	<50	<50	<50	<25	<25	<25	<25	<25	<25	<25	<25	<130	NS	<25	<250	<25	<130	<630	<25	<25	<25	<50	<25	<25	<50	<25	<50	484	<25	<25	<130
MW-13S	8/1/2019		<20	1110	<20	<20	711	629	<20	<40	<40	<40	<40	<20	<20	<20	<20	<20	<20	<20	<20	<100	NS	<20	<200	<20	<100	<500	<20	<20	<20	<40	<20	<20	<40	<20	<40	506	<20	<20	<100
MW-13S	10/31/2019		<20	3840	<20	<20	1320	986	<20	<40	<40	<40	<40	<20	<20	<20	<20	<20	<20	<20	<20	<100	NS	<20	<200	<20	<100	<500	<20	<20	<20	<40	<20	<20	<40	<20	<40	573	<20	<20	<100
MW-13S	1/24/2020		<50	3390	<50	<50	860	1250	<50	<100	<100	<100	<100	<50	<50	<50	<50	<50	<50	<50	<50	<250	NS	212	<500	<50	<250	<1300	<50	<50	<50	<100	<50	<50	<100	<50	<100	456	<50	<50	<250
MW-13S	4/22/2021		<50	4900	<50	<50	1520	1360	NA	NA	<100	<100	<100	<50	<50	<50	<50	NA	<50	NA	<50	<250	NS	NA	<500	NA	<250	<1300	NA	NA	<50	<100	<50	<50	<100	<50	<100	NA	<50	<50	NA
MW-13S	12/16/2021		<50	143	<50	<50	80,5	543	<50	<100	<100	<100	<100	<50	<50	<50	<50	<50	<50	<50	<50	<250	NS	<50	<500	<50	<250	<1300	<50	<50	<50	<100	<50	<50	<100	<50	<100	381	<50	<50	<250
MW-13S	5/19/2022		NS	NS	NS	NS	NS	NS	NS	NS	NS	NS	NS	NS	NS	NS	NS	NS	NS	NS	NS	NS	NS	NS	NS	NS	NS	NS	NS	NS	NS	NS	NS	NS	NS	NS	NS	NS	NS	NS	NS
MW-13S	11/10/2022		<1.0	2020 E	<1.0	<1.0	837	487	<1.0	<2.0	<20	<2.0	<2.0	<1.0	<1.0	<1.0	<1.0	<1.0	<1.0	<1.0	<10	<5.0	NA	<10	<10	<10	<5.0	<25	<1.0	<1.0	<1.0	<2.0	<1.0	<1.0	<2.0	<1.0	<2.0	347	<1.0	<1.0	<5.0
MW-13S	4/20/2023		<50	2940	<50	<50	756	835	<50	<100	<100	<100	<100	<50	<50	<50	<50	<50	<50	<50	<50	<250	NA	<50	<50	<50	<250	<1300	<50	<50	<50	<100	462	<50	<100	<50	<100	423	<50	<50	<250
MW-13S	11/10/2023		<50	2000	<50	<50	681	729	<50	<100	<100	<100	<100	<50	<50	<50	<50	<50	<50	<50	<50	<250	NA	<50	<50	<50	<250	<1300	<50	<50	<50	<100	<50	<50	<100	<50	<100	783	<50	<50	<250
MW-13S	5/1/2024		<1.0	180	<1.0	<1.0	66	63	<1.0	<5.0	<1.0	<5.0	<1.0	<1.0	<1.0	<1.0	<1.0	<1.0	<1.0	<1.0	<1.0	<10	NA	<1.0	<10	<1.0	<10	<10	<1.0	<1.0	<1.0	<2.0	<1.0	<1.0	<5.0	<1.0	<1.0	51	<1.0	<1.0	<5.0
MW-13S	12/10/2024		<1.0	720	<1.0	<1.0	180	130	<1.0	<5.0	<1.0	<5.0	<1.0	<1.0	<1.0	<1.0	<1.0	<1.0	<1.0	<1.0	<1.0	<10	NA	<1.0	<10	<1.0	<10	<10	<1.0	<1.0	<1.0	<2.0	<1.0	<1.0	<5.0	<1.0	<1.0	110	<1.0	<1.0	<5.0
MW-24S	7/26/2006		NS	39,2	<1,0	<1,5	6,1	130	NS	<1,0	NS	NS	NS	NS	<1,0	<0,5	<2,0	<1,0	NS	<0,5	NS	<10	NA	<0,5	<3,0	NS	<10	<10	NS	NS	<1,5	<1,0	<4,5	<1,5	<1,0	<1,5	<1,0	<1,5	<1,478	NA	NA	NS
MW-24S	8/30/2007		NS	23	NS	NS	4,8	140	NS	NS	NS	NS	NS	NS	<0,5	NS	NS	NS	NS	NS	NS	NS	NA	NS	NS	NS	NS	NS	NS	NS	NS	NS	NS	<1,5	NS	NS	<1,479	NA	NA	NS
MW-24S	12/20/2007		NS	12	<0,1	<0,4	2,8	87	NS	NS	NS	NS	NS	<0,3	<0,2	<0,4	<0,3	NS	<0,2	NS	NS	NA	NS	NS	NS	NS	NS	NS	NS	<0,3	NS	<0,5	<0,2	<0,9	<0,3	<0,4	<1,480	NA	NA	NS
MW-24S	3/18/2008		NS	14	<0,70	<1,8	5,5	100	NS	NS	NS	NS	NS	<1,5	<0,95	<2,2	<1,2	NS	<0,90	NS	NS	NA	NS	NS	NS	NS	NS	NS	NS	<1,4	NS	<2,6	<1,0	<4,2	<1,7	<1,8	<1,481	NA	NA	NS
MW-24S	6/20/2008		NS	10	<0,70	<1,8	3,2	97	NS	NS	NS	NS	NS	<1,5	<0,95	<2,2	<1,2	NS	<0,90	NS	NS	NA	NS	NS	NS	NS	NS	NS	NS	<1,4	NS	<2,6	<1,0	<4,2	<1,7	<1,8	<1,482	NA	NA	NS
MW-24S	9/15/2008		NS	13	<1,0	<2,0	5,4	130	NS	NS	NS	NS	NS	<0,38	<2,2	<2,6	<1,2	NS	<1,0	NS	NS	NA	NS	NS	NS	NS	NS	NS	NS	<0,6	NS	<2,2	<1,2	<1,8	<2,2	<2,0	<1,483	NA	NA	NS
MW-24S	12/15/2008		NS	7,6	<0,42	<0,80	2,8	60	NS	NS	NS	NS	NS	<0,24	<0,86	<1,0	<0,46	NS	<0,40	NS	NS	NA	NS	NS	NS	NS	NS	NS	<0,56	<0,15	NS	<0,90	<0,48	<0,72	<0,86	<0,78	<1,484	NA	NA	NS
MW-24S	3/30/2009		NS	1,5	<0,33	<0,37	0,77	20	NS	NS	NS	NS	NS	<0,27	<0,65	<0,2	<0,3	NS	<0,38	NS	NS	NA	NS	NS	NS	NS	NS	NS	NS	<0,37	NS	<0,38	<0,27	<0,3	<0,2	<0,34	<1,485	NA	NA	NS
MW-24S	7/10/2009		NS	2,6	<0,23	<0,34	1,3	15	NS	NS	NS	NS	NS	<0,32	<0,34	<0,34	<0,34	NS	<0,41	NS	NS	NA	NS	NS	NS	NS	NS	NS	NS	<0,31	NS	<0,51	<0,37	<0,66	<0,37	<0,53	<1,486	NA	NA	NS
MW-24S	9/30/2009	DUP	NS	1,7	<0,33	<0,37	1,3	32	NS	NS	NS	NS	NS	<0,27	<0,65	<0,20	<0,30	NS	<0,38	NS	NS	NA	NS	NS	NS	NS	NS	NS	NS	<0,37	NS	0,71	<0,27	<0,30	<0,20	<0,34	<1,488	NA	NA	NS
MW-24S	9/30/2009		NS	1,9	<0,33	<0,37	1,4	38	NS	NS	NS	NS	NS	<0,27	<0,65	<0,20	<0,30	NS	<0,38	NS	NS	NA	NS	NS	NS	NS	NS	NS	NS	<0,37	NS	<0,38	<0,27	<0,30	<0,20	<0,34	<1,487	NA	NA	NS
MW-24S	12/10/2009		NS	<18	<9,5	<20	<18	43	NS	NS	NS	NS	NS	<20	<22	<24	<18	NS	<13	NS	NS	NA	NS	NS	NS	NS	NS	NS	NS	<5,5	NS	<21	<12	<17	<20	<20	<1,489	NA	NA	NS
MW-24S	3/6/2010		NS	1,6	<0,085	<0,068	1,6	31	NS	NS	NS	NS	NS	<0,052	<0,082	<0,098	<0,092	NS	<0,10	NS	NS	NA	NS	NS	NS	NS	NS	NS	NS	<0,10	NS	<0,082	<0,069	<0,18	0,41	<0,050	<1,490	NA	NA	NS
MW-24S	5/29/2010		NS	1,1	<0,23	<0,34	1,4	6,4	NS	NS	NS	NS	NS	<0,32	<0,34	<0,34	<0,34	NS	<0,41	NS	NS	NA	NS	NS	NS	NS	NS	NS	NS	<0,31	NS	<0,51	<0,37	<0,66	<0,37	<0,53	<1,491	NA	NA	NS
MW-24S	8/4/2010		NS	1,9	<0,29	<0,29	3,1	65,9	NS	NS	NS	NS	NS	<0,26	<0,33	<0,27	<0,29	NS	<0,22	NS	NS	NA	NS	NS	NS	NS	NS	NS	NS	<0,28	NS	<0,34	<0,2	<0,51	0,48	<0,5	<1,492	NA	NA	NS
MW-24S	10/15/2010		NS	1,1	<0,29	<0,29	1,9	27,1	NS	NS	NS	NS	NS	<0,26	<0,33	<0,27	<0,29	NS	<0,22	NS	NS	NA	NS	NS	NS	NS	NS	NS	NS	<0,28	NS	<0,34	<0,2	<0,51	0,58	<0,5	<1,493	NA	NA	NS
MW-24S	2/28/2011	DUP	NS	1,4	<0,23	<0,22	2,2	39,1	NS	NS	NS	NS	NS	<0,25	<0,20	<0,25	<0,20	NS	<0,23	NS	NS	NA	NS	NS	NS	NS	NS	NS	NS	<0,20	NS	<0,25	<0,20	<0,50	0,48	<0,50	<1,495	NA	NA	NS
MW-24S	2/28/2011		NS	1,4	<0,23	<0,22	2,2	38,8	NS	NS	NS	NS	NS	<0,25	<0,20	<0,25	<0,20	NS	<0,23	NS	NS	NA	NS	NS	NS	NS	NS	NS	NS	<0,20	NS	<0,25	<0,20	<0,50	0,5	<0,50	<1,494	NA	NA	NS
MW-24S	5/27/2011		NS	0,75	<0,23	<0,22	1,6	29,4	NS	NS	NS	NS	NS	<0,25	<0,20	<0,25	<0,20	NS	<0,23	NS	NS	NA	NS	NS	NS	NS	NS	NS	NS	<0,20	NS	<0,25	<0,20	<0,5	0,4	<0,50	<1,496	NA	NA	NS
MW-24S	8/24/2011		NS	<0,2	<0,23	<0,22	0,68	17,4	NS	NS	NS	NS	NS	<0,25	<0,2	<0,25	<0,2	NS	<0,23	NS	NS	NA	NS	NS	NS	NS	NS	NS	NS	<0,2	NS	<0,25	<0,2	<0,5	0,61	<0,5	<1,497	NA	NA	NS
MW-24S	11/15/2011		NS	0,3	<0,23	<0,22	0,49	11,7	NS	NS	NS	NS	NS	<0,25	<0,2	<0,25	<0,2	NS	<0,23	NS	NS	NA	NS	NS	NS	NS	NS	NS	NS	<0,2	NS	<0,25	<0,2	<0,5	<0,22	<0,5	<1,498	NA	NA	NS
MW-24S	2/28/2012		NS	0,28	<0,23	<0,22	0,31	7,1	NS	NS	NS	NS	NS	<0,25	<0,2	<0,25	<0,2	NS	<0,23	NS	NS	NA	NS	NS	NS	NS	NS	NS	NS	<0,2	NS	<0,25	<0,2	<0,5	0,41	<0,5	<1,499	NA	NA	NS
MW-24S	4/23/2012		NS	0,84	<0,23	<0,22	1,3	28,4	NS	NS	NS	NS	NS	<0,25	<0,2	<0,25	<0,2	NS	<0,23	NS	NS	NA	NS	NS	NS	NS	NS	NS	NS	<0,2	NS	<0,25	<0,2	<0,5	0,81	<0,5	<1,500	NA	NA	NS
MW-24S	8/20/2012		NS	0,31	<0,23	<0,22	0,32	7,6	NS	NS	NS	NS	NS	<0,25	<0,2	<0,25	<0,2	NS	<0,23	NS	NS	NA	NS	NS	NS	NS	NS	NS	NS	<0,2	NS	<0,25	<0,2	<0,5	8,7	<0,5	<1,501	NA	NA	NS
MW-24S	11/14/2012		NS	1,1	<0,24	<0,2	1,8	54,4	NS	NS	NS	NS	NS	<0,22	<0,22	<0,26	<0,25	NS	<0,2	NS	NS	NA	NS	NS	NS	NS	NS	NS	NS	<0,2	NS	<0,31	<0,2	<0,5	0,89	<0,5	<1,502	NA	NA	NS
MW-24S	3/4/2013		NS	0,96	<0,24	<0,2	0,97	33,9	NS	NS	NS	NS	NS	<0,22	<0,22	<0,26	<0,25	NS	<0,2	NS	NS	NA	NS	NS	NS	NS	NS	NS	NS	<0,2	NS	<0,31	<0,2	<0,5	0,67	<0,5	<1,503	NA	NA	NS
MW-24S	6/11/2013		NS	0,95	<0,24	<0,2	1,6	41,3	NS	NS	NS	NS	NS	<0,22	<0,22	<0,26	<0,25	NS	<0,2	NS	NS	NA	NS	NS	NS	NS	NS	NS	NS	<0,2	NS	<0,31	<0,2	<0,5	1,2	<0,5	<1,504	NA	NA	NS
MW-24S	8/28/2013		NS	2,2	<0,24	<0,2	3,1	62	NS	NS	NS	NS	NS	<0,22	<0,22	<0,26	<0,25	NS	<0,2	NS	NS	NA	NS	NS	NS	NS	NS	NS	NS	<0,2	NS	<0,31	<0,2	<0,5	1,7	<0,5	<1,505	NA	NA	NS
MW-24S	12/12/2013		NS	0,24	<0,24	<0,2	0,57	17,2	NS	NS	NS	NS	NS	<0,22	<0,22	<0,26	<0,25	NS	<0,2	NS	NS	NA	NS	NS	NS	NS	NS	NS	NS	<0,2	NS	<0,31	<0,2	<0,5	0,74	<0,5	<1,506	NA	NA	NS
MW-24S	3/20/2014		NS	0,77	<0,27	<0,32	0,83	26,6	NS	NS	NS	NS	NS	<0,29	<0,24	<0,36	<0,20	NS	<0,2	NS	NS	NA	NS	NS	NS	NS	NS	NS	NS	<0,26	NS	<0,40	<0,24	<0,5	0,64	<0,53	<1,507	NA	NA	NS
MW-24S	6/17/2014		NS	0,41	<0,27	<0,32	0,63	16,4	NS	NS	NS	NS	NS	<0,29	<0,24	<0,36	<0,20	NS	<0,2	NS	NS	NA	NS	NS	NS	NS	NS	NS	NS	<0,26	NS	<0,40	<0,24	<0,5	0,43	<0,53	<1,508	NA	NA	NS
MW-24S	12/11/2014	DUP	NS	<1,0	<0,50	<1,0	<1,0	4,2	NS	<5,0	NS	NS	NS	<1,0	<1,0	<2,0	<1,0	NS	<1,0	NS	NA	NA	<5,0	NA	NS	NA	NA	NS	<5,0	<1,0	NA	<1,0	<1,0	<2,0	<1,0	<2,0	<1,510	NA	NA	NS
MW-24S	12/11/2014		NS	<1,0	<0,50	<1,0	<1,0	4,1	NS	<5,0	NS	NS	NS	<1,0	<1,0	<2,0	<1,0	NS	<1,0	NS	NA	NA	<5,0	NA	NS	NA	NA	NS	<5,0	<1,0	NA	<1,0	<1,0	<2,0	<1,0	<2,0	<1,509	NA	NA	NS
MW-24S	3/16/2015		NS	0,47	<1,0	<1,0	0,34	9,7	NS	NS	NS	NS	NS	<1,0	<1,0	<1,0	<1,0	NS	<1,0	NS	NS	NA	NS	NS	NS	NS	NS	NS	NS	<1,0	NS	<1,0	<1,0	<2,0	<1,0	<2,0	<1,511	NA	NA	NS
MW-24S	6/7/2015		NS	0,45	<1,0	<1,0	0,31	7	NS	NS	NS	NS	NS	<1,0	<1,0	<1,0	<1,0	NS	<1,0	NS	NS	<5,0	NS	NS	NS	NS	NS	NS	NS	<1,0	NS	<1,0	<1,0	<2,0	<1,0	<2,0	<1,512	<1,0	<1,0	NS
MW-24S	8/13/2015		NS	<1,0	<1,0	<1,0	<1,0	11,4	NS	NS	NS	NS	NS	<1,0	<1,0	<1,0	<1,0	NS	<1,0	NS	NS	<5,0	NS	NS	NS	NS	NS	NS	NS	<1,0	NS	<1,0	<1,0	<2,0	<1,0	<2,0	<1,513	<1,0	<1,0	NS
MW-24S	12/15/2015		NS	<1,0	<1,0	<1,0	<1,0	3,8	NS	NS	NS	NS	NS	<1,0	<1,0	<1,0	<1,0	NS	<1,0	NS	NS	<5,0	NS	NS	NS	NS	NS	NS	NS	<1,0	NS	<1,0	<1,0	<2,0	<1,0	<2,0	<1,514	<1,0	<1,0	NS
MW-24S	3/18/2016		NS	<1,0	<1,0	<1,0	<1,0	5,4	NS	NS	NS	NS	NS	<1,0	<1,0	<1,0	<1,0	NS	<1,0	NS	NS	<5,0	NS	NS	NS	NS	NS	NS	NS	<1,0	NS	<1,0	<1,0	<2,0	<1,0	<2,0	<1,515	<1,0	<1,0	NS
MW-24S	6/15/2016		<1,0	<1,0	<1,0	<1,0	<1,0	5	<1,0	<2,0	<2,0	<2,0	<2,0	<1,0	<1,0	<1,0	<1,0	<1,0	<1,0	<1,0	<1,0	<5,0	NS	<1,0	<10	<1,0	<5,0	<25	<1,0	<1,0	<1,0	<2,0	<1,0	<1,0	<2,0	<1,0	<2,0	<1,516	<1,0	<1,0	<5,0
MW-24S	9/21/2016		<1,0	<1,0	<1,0	<1,0	<1,0	5,3	<1,0	<2,0	<2,0	<2,0	<2,0	<1,0	<1,0	<1,0	<1,0	<1,0	<1,0	<1,0	<1,0	<5,0	NS	<1,0	<10	<1,0	<5,0	<25	<1,0	<1,0	<1,0	<2,0	<1,0	<1,0	<2,0	<1,0	<2,0	<1,517	<1,0	<1,0	<5,0
MW-24S	1/18/2017		<1,0	<1,0	<1,0	<1,0	<1,0	1,5	<1,0	<2,0	<2,0	<2,0	<2,0	<1,0	<1,0	<1,0	<1,0	<1,0	<1,0	<1,0	<1,0	<5,0	NS	<1,0	<10	<1,0	<5,0	<25	<1,0	<1,0	<1,0	<2,0	<1,0	<1,0	<2,0	<1,0	<2,0	<1,518	<1,0	<1,0	<5,0
MW-24S	3/22/2017		<1,0	<1,0	<1,0	<1,0	<1,0	1,4	<1,0	<2,0	<2,0	<2,0	<2,0	<1,0	<1,0	<1,0	<1,0	<1,0	<1,0	<1,0	<1,0	<5,0	NS	<1,0	<10	<1,0	<5,0	<25	<1,0	<1,0	<1,0	<2,0	<1,0	<1,0	<2,0	<1,0	<2,0	<1,0	<1,0	<1,0	<5,0
MW-24S	6/29/2017		<1,0	<1,0	<1,0	<1,0	<1,0	6	<1,0	<2,0	<2,0	<2,0	<2,0	<1,0	<1,0	<1,0	<1,0	<1,0	<1,0	<1,0	<1,0	<5,0	NS	<1,0	<10	<1,0	<5,0	<25	<1,0	<1,0	<1,0	<2,0	<1,0	<1,0	<2,0	<1,0	<2,0	<1,0	<1,0	<1,0	<5,0
MW-24S	9/19/2017	DUP	<1,0	<1,0	<1,0	<1,0	<1,0	5,1	<1,0	<2,0	<2,0	<2,0	<2,0	<1,0	<1,0	<1,0	<1,0	<1,0	<1,0	<1,0	<1,0	<5,0	NS	<1,0	<10	<1,0	<5,0	<25	<1,0	<1,0	<1,0	<2,0	<1,0	<1,0	<2,0	<1,0	<2,0	<1,0	<1,0	<1,0	<5,0
MW-24S	9/19/2017		<1,0	<1,0	<1,0	<1,0	<1,0	5,7	<1,0	<2,0	<2,0	<2,0	<2,0	<1,0	<1,0	<1,0	<1,0	<1,0	<1,0	<1,0	<1,0	<5,0	NS	<1,0	<10	<1,0	<5,0	<25	<1,0	<1,0	<1,0	<2,0	<1,0	<1,0	<2,0	<1,0	<2,0	<1,0	<1,0	<1,0	<5,0
MW-24S	1/9/2018		<1,0	<1,0	<1,0	<1,0	<1,0	6	<1,0	<2,0	<2,0	<2,0	<2,0	<1,0	<1,0	<1,0	<1,0	<1,0	<1,0	<1,0	<1,0	<5,0	NS	<1,0	<10	<1,0	<5,0	<25	<1,0	<1,0	<1,0	<2,0	<1,0	<1,0	<2,0	<1,0	<2,0	<1,0	<1,0	<1,0	<5,0
MW-24S	3/13/2018		<1,0	<1,0	<1,0	<1,0	<1,0	5,2	<1,0	<2,0	<2,0	<2,0	<2,0	<1,0	<1,0	<1,0	<1,0	<1,0	<1,0	<1,0	<1,0	<5,0	NS	<1,0	<10	<1,0	<5,0	<25	<1,0	<1,0	<1,0	<2,0	<1,0	<1,0	<2,0	<1,0	<2,0	<1,0	<1,0	<1,0	<5,0
MW-24S	6/26/2018		<1,0	<1,0	<1,0	<1,0	<1,0	11,2	<1,0	<2,0	<2,0	<2,0	<2,0	<1,0	<1,0	<1,0	<1,0	<1,0	<1,0	<1,0	<1,0	<5,0	NS	<1,0	<10	<1,0	<5,0	<25	<1,0	<1,0	<1,0	<2,0	<1,0	<1,0	<2,0	<1,0	<2,0	<1,0	<1,0	<1,0	<5,0
MW-24S	10/17/2018		<1,0	0,31 J	<1,0	<1,0	<1,0	8	<1,0	<2,0	<2,0	<2,0	<2,0	<1,0	<1,0	<1,0	<1,0	<1,0	<1,0	<1,0	<1,0	<5,0	NS	<1,0	<10	<1,0	<5,0	<25	<1,0	<1,0	<1,0	<2,0	<1,0	<1,0	<2,0	<1,0	<2,0	<1,0	<1,0	<1,0	<5,0
MW-24S	1/22/2019		<1,0	<1,0	<1,0	<1,0	<1,0	11,4	<1,0	<2,0	<2,0	<2,0	<2,0	<1,0	<1,0	<1,0	<1,0	<1,0	<1,0	<1,0	<1,0	<5,0	NS	<1,0	<10	<1,0	<5,0	<25	<1,0	<1,0	<1,0	<2,0	<1,0	<1,0	<2,0	<1,0	<2,0	<1,0	<1,0	<1,0	<5,0
MW-24S	4/22/2019		<1,0	<1,0	<1,0	<1,0	<1,0	9,6	<1,0	<2,0	<2,0	<2,0	<2,0	<1,0	<1,0	<1,0	<1,0	<1,0	<1,0	<1,0	<1,0	<5,0	NA	<1,0	<10	<1,0	<5,0	<25	<1,0	<1,0	<1,0

Appendix A
Groundwater Analytical Results - February 2003 - December 2024 (µg/L)
Perma-Fix of South Georgia Inc., Valdosta, GA

Chlorinated and Non-Chlorinated VOCs																																									
Sample Location	Sample Date	QA/QC Reference	1,1,1,2-Tetrachloroethane	1,1,1-Trichloroethane	1,1,2,2-Tetrachloroethane	1,1,2-Trichloroethane	1,1-Dichloroethane	1,1-Dichloroethene	1,1-Dichloropropene	1,2,3-Trichlorobenzene	1,2,3-Trichloropropane	1,2,4-Trichlorobenzene	1,2-Dibromoethane (EDB) (Ethylene dibromide)	1,2-Dichlorobenzene	1,2-Dichloroethane	1,2-Dichloropropane	1,3-Dichlorobenzene	1,3-Dichloropropane	1,4-Dichlorobenzene (para dichlorobenzene)	2,2-Dichloropropane	2-Butanone (MEK)	2-Chloroethyl Vinyl Ether	2-Chlorotoluene	2-Hexanone	4-Chlorotoluene	4-Methyl-2-Pentanone (MIBK)	Acetone	Bromobenzene	Bromochloromethane (Chlorobromomethane)	Bromodichloromethane (dichlorobromomethane, dichloromethylbromide)	Carbon Disulfide	Carbon Tetrachloride	Chlorobenzene	Chloroethane	Chloroform	Chloromethane	Cis-1,2-Dichloroethene	Cis-1,3-Dichloropropene	Dibromochloromethane (Chlorodibromomethane)	Dibromochloropropane (DBCP) (1,2-Dibromo-3-Chloropropane)
GW Standard			1 [b]	200 [a]	1 [b]	5 [a]	1 [b]	7 [a]	1 [b]	1 [a]	1 [b]	70 [a]	0,05 [a]	600 [a]	5 [a]	5 [a]	1 [b]	1 [b]	75 [a]	1 [b]	10 [b]	--	1 [b]	10 [b]	1 b	10 [b]	10 [b]	1 [b]	1 [b]	80 [a]	2 [b]	5 [a]	100 [a]	5 [b]	80 [a]	1 [b]	70 [a]	1 [b]	80 [a]	0,2 [a]
MW-24S	1/22/2020	DUP	<1.0	<1.0	<1.0	<1.0	<1.0	2.3	<1.0	<2.0	<2.0	<2.0	<2.0	<1.0	<1.0	<1.0	<1.0	<1.0	<1.0	<1.0	<5.0	NA	<1.0	<10	<1.0	<5.0	<25	<1.0	<1.0	<1.0	<2.0	<1.0	<2.0	<1.0	<2.0	<1.0	<1.0	<1.0	<1.0	<5.0
MW-24S	10/21/2020		<1.0	<1.0	<1.0	<1.0	<1.0	3.6	<1.0	<2.0	<2.0	<2.0	<2.0	<1.0	<1.0	<1.0	<1.0	<1.0	<1.0	<1.0	<5.0	NS	<1.0	<10	<1.0	<5.0	<25	<1.0	<1.0	<1.0	<2.0	<1.0	<2.0	<1.0	<2.0	<1.0	<1.0	<1.0	<1.0	<5.0
MW-24S	12/14/2021		<1.0	<1.0	<1.0	<1.0	<1.0	9	<1.0	<2.0	<2.0	<2.0	<2.0	<1.0	<1.0	<1.0	<1.0	<1.0	<1.0	<1.0	<5.0	NS	<1.0	<10	<1.0	<5.0	<25	<1.0	<1.0	<1.0	<2.0	<1.0	<2.0	<1.0	<2.0	<1.0	<1.0	<1.0	<1.0	<5.0
MW-24S	11/8/2022		<1.0	<1.0	<1.0	<1.0	<1.0	1.7	<1.0	<2.0	<2.0	<2.0	<2.0	<1.0	<1.0	<1.0	<1.0	<1.0	<1.0	<1.0	<5.0	NA	<1.0	<10	<1.0	<5.0	<25	<1.0	<1.0	<1.0	<2.0	<1.0	<2.0	<1.0	<2.0	<1.0	<1.0	<1.0	<1.0	<5.0
MW-24S	11/9/2023		<1.0	1.0	<1.0	<1.0	<1.0	1.7	<1.0	<2.0	<2.0	<2.0	<2.0	<1.0	<1.0	<1.0	<1.0	<1.0	<1.0	<1.0	<5.0	NA	<1.0	<10	<1.0	<5.0	<25	<1.0	<1.0	<1.0	<2.0	<1.0	<2.0	<1.0	<2.0	<1.0	<1.0	<1.0	<1.0	<5.0
MW-24S	12/9/2024		<1.0	<1.0	<1.0	<1.0	<1.0	<1.0	<1.0	<5.0	<1.0	<5.0	<1.0	<1.0	<1.0	<1.0	<1.0	<1.0	<1.0	<1.0	<10	NA	<1.0	<10	<1.0	<10	<10	<1.0	<1.0	<1.0	<2.0	<1.0	<1.0	<5.0	<1.0	<1.0	<1.0	<1.0	<1.0	<5.0
MW-100	7/26/2006		NS	31	<20	<30	167	86	NS	<20	NS	NS	NS	<20	<10	<40	<20	NS	<10	NS	8260	NA	<10	<60	NS	1930	8210	NS	<30	<20	<90	<30	<20	351	198	<30	<1,519	NA	NA	NS
MW-100	12/20/2007		NS	<3,4	<1,4	<3,5	120	13	NS	NS	NS	NS	NS	8,9	14	<4,4	<2,5	NS	<1,8	NS	NS	NA	NS	NS	NS	NS	NS	NS	<2,9	NS	<5,3	<2,1	83	53	<3,6	<1,520	NA	NA	NS
MW-101	7/26/2006		NS	472	<20	<30	2360	2560	NS	<20	NS	NS	NS	<20	223	<40	<20	NS	<10	NS	17900	NA	<10	<60	NS	3140	8700	NS	397	<20	<90	<30	<20	241	351	<30	<1,521	NA	NA	NS
MW-101	12/20/2007		NS	<170	<70	<180	1300	710	NS	NS	NS	NS	NS	<150	<95	<220	<120	NS	<90	NS	NS	NA	NS	NS	NS	NS	NS	NS	<140	NS	<260	<100	<420	220	<180	<1,522	NA	NA	NS
MW-102	7/26/2006		NS	49	<20	<30	186	55	NS	<20	NS	NS	NS	<20	<10	<40	<20	NS	<10	NS	46000	NA	<10	<60	NS	2660	30400	NS	<30	<20	<90	<30	<20	587	<20	<30	<1,523	NA	NA	NS
MW-102	12/20/2007		NS	36	<1,4	<3,5	100	22	NS	NS	NS	NS	NS	<3,0	5,9	<4,4	<2,5	NS	<1,8	NS	NS	NA	NS	NS	NS	NS	NS	NS	<2,9	NS	<5,3	<2,1	<8,5	15	<3,6	<1,524	NA	NA	NS
MW-103	7/26/2006		NS	<0,3	<0,2	<0,3	<0,2	0,3	NS	<0,2	NS	NS	NS	<0,2	<0,1	<0,4	<0,2	NS	<0,1	NS	<2,0	NA	<0,1	<0,6	NS	<2,0	<2,0	NS	<0,3	<0,2	<0,9	<0,3	<0,2	<0,3	0,3	<0,3	<1,525	NA	NA	NS
MW-103	12/20/2007		NS	<0,3	<0,1	<0,4	<0,5	<0,4	NS	NS	NS	NS	NS	<0,3	<0,2	<0,4	<0,3	NS	<0,2	NS	NS	NA	NS	NS	NS	NS	NS	NS	<0,3	NS	<0,5	<0,2	<0,9	0,4	<0,4	<1,526	NA	NA	NS
MW-103	5/18/2022		<1,0	<1,0	<1,0	<1,0	<1,0	<1,0	<1,0	<2,0	<2,0	<2,0	<2,0	<1,0	<1,0	<1,0	<1,0	<1,0	<1,0	<1,0	<5,0	NS	<1,0	<10	<1,0	<5,0	<25	<1,0	<1,0	<1,0	<2,0	<1,0	<1,0	<2,0	<1,0	<2,0	<1,0	<1,0	<1,0	<5,0
MW-103	11/9/2022		<1,0	<1,0	<1,0	<1,0	<1,0	<1,0	<1,0	<2,0	<2,0	<2,0	<2,0	<1,0	<1,0	<1,0	<1,0	<1,0	<1,0	<1,0	<5,0	NA	<1,0	<10	<1,0	<5,0	<25	<1,0	<1,0	<1,0	<2,0	<1,0	<1,0	<2,0	<1,0	<2,0	<1,0	<1,0	<1,0	<5,0
MW-103	11/8/2023		<1,0	<1,0	<1,0	<1,0	<1,0	<1,0	<1,0	<2,0	<2,0	<2,0	<2,0	<1,0	<1,0	<1,0	<1,0	<1,0	<1,0	<1,0	<5,0	NA	<1,0	<10	<1,0	<5,0	<25	<1,0	<1,0	<1,0	<2,0	<1,0	<1,0	<2,0	<1,0	<2,0	<1,0	<1,0	<1,0	<5,0
MW-103	12/6/2024		<1,0	<1,0	<1,0	<1,0	<1,0	<1,0	<1,0	<5,0	<1,0	<5,0	<1,0	<1,0	<1,0	<1,0	<1,0	<1,0	<1,0	<1,0	<10	NA	<1,0	<10	<1,0	<10	<10	<1,0	<1,0	<1,0	<2,0	<1,0	<1,0	<5,0	<1,0	<2,0	<1,0	<1,0	<1,0	<5,0
MW-1D	2/21/2003		NS	<0,2	<0,2	<0,3	<0,2	8,5	NS	NS	NS	NS	NS	<0,2	<0,2	<0,4	<0,1	NS	<0,2	NS	NS	NA	NS	NS	NS	NS	NS	NS	<0,2	NS	<0,3	<0,2	<0,4	<0,2	<0,3	<1,527	NA	NA	NS
MW-1D	6/2/2003		NS	<0,2	<0,3	<0,3	<0,1	7,6	NS	NS	NS	NS	NS	<0,3	<0,3	<0,2	<0,2	NS	<0,3	NS	NS	NA	NS	NS	NS	NS	NS	NS	<0,4	NS	<0,2	<0,1	<0,2	<0,2	<0,7	<1,528	NA	NA	NS
MW-1D	9/1/2003		NS	<0,2	<0,3	<0,3	<0,1	29	NS	NS	NS	NS	NS	<0,4	<0,3	<0,2	<0,2	NS	<0,3	NS	NS	NA	NS	NS	NS	NS	NS	NS	<0,4	NS	<0,2	<0,1	<0,2	<0,2	<0,7	<1,529	NA	NA	NS
MW-1D	12/2/2003	DUP	NS	2,7	<0,2	<0,3	<0,2	16	NS	NS	NS	NS	NS	<0,2	<0,2	<0,4	<0,1	NS	<0,2	NS	NS	NA	NS	NS	NS	NS	NS	NS	<0,2	NS	<0,3	<0,2	<0,4	<0,2	<0,3	<1,531	NA	NA	NS
MW-1D	12/2/2003		NS	2,8	<0,2	<0,3	<0,2	19	NS	NS	NS	NS	NS	<0,2	<0,2	<0,4	<0,1	NS	<0,2	NS	NS	NA	NS	NS	NS	NS	NS	NS	<0,2	NS	<0,3	<0,2	<0,4	<0,2	<0,3	<1,530	NA	NA	NS
MW-1D	3/1/2004		NS	3,4	<0,2	<0,3	<0,2	25	NS	NS	NS	NS	NS	<0,2	<0,2	<0,4	<0,1	NS	<0,2	NS	NS	NA	NS	NS	NS	NS	NS	NS	<0,2	NS	<0,3	<0,2	<0,4	<0,2	<0,3	<1,532	NA	NA	NS
MW-1D	5/28/2004		NS	4	<0,2	<0,3	<0,2	16	NS	NS	NS	NS	NS	<0,2	<0,2	<0,4	<0,1	NS	<0,2	NS	NS	NA	NS	NS	NS	NS	NS	NS	<0,2	NS	<0,3	<0,2	<0,4	<0,2	<0,3	<1,533	NA	NA	NS
MW-1D	8/31/2004		NS	4,9	<0,2	<0,3	<0,2	22	NS	NS	NS	NS	NS	<0,2	<0,2	<0,4	<0,1	NS	<0,2	NS	NS	NA	NS	NS	NS	NS	NS	NS	<0,2	NS	<0,3	<0,2	<0,4	<0,2	<0,3	<1,534	NA	NA	NS
MW-1D	12/1/2004		NS	8	<0,2	<0,3	<0,2	17	NS	NS	NS	NS	NS	<0,2	<0,2	<0,4	<0,1	NS	<0,2	NS	NS	NA	NS	NS	NS	NS	NS	NS	<0,2	NS	<0,3	<0,2	<0,4	<0,2	<0,3	<1,535	NA	NA	NS
MW-1D	2/28/2005		NS	8	<0,2	<0,3	<0,2	26	NS	NS	NS	NS	NS	<0,2	<0,2	<0,4	<0,1	NS	<0,2	NS	NS	NA	NS	NS	NS	NS	NS	NS	<0,2	NS	<0,3	<0,2	<0,4	<0,2	<0,3	<1,536	NA	NA	NS
MW-1D	5/27/2005	DUP	NS	6	<0,2	<0,3	<0,2	17	NS	NS	NS	NS	NS	<0,2	<0,2	<0,4	<0,1	NS	<0,2	NS	NS	NA	NS	NS	NS	NS	NS	NS	<0,2	NS	<0,3	<0,2	<0,4	<0,2	<0,3	<1,538	NA	NA	NS
MW-1D	5/27/2005		NS	6	<0,2	<0,3	<0,2	19	NS	NS	NS	NS	NS	<0,2	<0,2	<0,4	<0,1	NS	<0,2	NS	NS	NA	NS	NS	NS	NS	NS	NS	<0,2	NS	<0,3	<0,2	<0,4	<0,2	<0,3	<1,537	NA	NA	NS
MW-1D	9/1/2005		NS	15	<1,0	<2,0	<1,0	49	NS	NS	NS	NS	NS	<1,0	<1,0	<2,0	<0,5	NS	<1,0	NS	NS	NA	NS	NS	NS	NS	NS	NS	<1,0	NS	<2,0	<1,0	<2,0	<1,0	<2,0	<1,539	NA	NA	NS
MW-1D	12/1/2005		NS	13	<1,0	<2,0	<1,0	30	NS	NS	NS	NS	NS	<1,0	<1,0	<2,0	<0,5	NS	<1,0	NS	NS	NA	NS	NS	NS	NS	NS	NS	<1,0	NS	<2,0	<1,0	<2,0	<1,0	<2,0	<1,540	NA	NA	NS
MW-1D	2/28/2006		NS	12	<1,0	<1,5	<1,0	36	NS	NS	NS	NS	NS	<1,0	<0,5	<2,0	<1,0	NS	<0,5	NS	NS	NA	NS	NS	NS	NS	NS	NS	<1,0	NS	<1,5	<1,0	<1,5	<1,0	<1,5	<1,541	NA	NA	NS
MW-1D	5/30/2006		NS	15	<1,0	<1,5	<1,0	22	NS	NS	NS	NS	NS	<1,0	<0,5	<2,0	<1,0	NS	<0,5	NS	NS	NA	NS	NS	NS	NS	NS	NS	<1,0	NS	<1,5	<1,0	<1,5	<1,0	<1,5	<1,542	NA	NA	NS
MW-1D	7/20/2006		NS	6,9	<2,0	<3,0	<2,0	14,1	NS	<2,0	NS	NS	NS	<2,0	<1,0	<4,0	<2,0	NS	<1,0	NS	<20	NA	<1,0	<6	NS	<20	<20	NS	<3,0	<2,0	<9	<3,0	<2,0	<3,0	<2,0	<3,0	<1,543	NA	NA	NS
MW-1D	3/1/2007		NS	6	<0,2	<0,3	<0,2	14	NS	NS	NS	NS	NS	<0,2	<0,1	<0,4	<0,2	NS	<0,1	NS	NS	NA	NS	NS	NS	NS	NS	NS	<0,2	NS	<0,3	<0,2	<0,3	<0,2	<0,3	<1,544	NA	NA	NS
MW-1D	6/1/2007		NS	4,9	<0,2	<0,3	<0,2	7,8	NS	NS	NS	NS	NS	<0,2	<0,1	<0,4	<0,2	NS	<0,1	NS	NS	NA	NS	NS	NS	NS	NS	NS	<0,2	NS	<0,3	<0,2	<0,3	0,7	<0,3	<1,545	NA	NA	NS
MW-1D	8/30/2007		NS	3,6	NS	NS	<1,0	27	NS	NS	NS	NS	NS	NS	<0,5	NS	NS	NS	NS	NS	NS	NA	NS	NS	NS	NS	NS	NS	NS	NS	NS	NS	<1,5	NS	NS	<1,546	NA	NA	NS
MW-1D	12/20/2007		NS	3,8	<0,1	<0,4	<0,5	25	NS	NS	NS	NS	NS	<0,3	<0,2	<0,4	<0,3	NS	<0,2	NS	NS	NA	NS	NS	NS	NS	NS	NS	<0,3	NS	<0,5	<0,2	<0,9	<0,3	<0,4	<1,547	NA	NA	NS
MW-1D	3/18/2008		NS	1,7	<0,14	<0,35	<0,45	14	NS	NS	NS	NS	NS	<0,30	<0,19	<0,44	<0,25	NS	<0,18	NS	NS	NA	NS	NS	NS	NS	NS	NS	<0,29	NS	<0,53	<0,21	<0,85	<0,34	<0,36	<1,548	NA	NA	NS
MW-1D	6/20/2008		NS	<1,7	<0,70	<1,8	<2,2	<1,8	NS	NS	NS	NS	NS	<1,5	<0,95	<2,2	<1,2	NS	<0,90	NS	NS	NA	NS	NS	NS	NS	NS	NS	<1,4	NS	<2,6	<1,0	<4,2	<1,7	<1,8	<1,549	NA	NA	NS
MW-1D	9/23/2008		NS	<0,37	<0,21	<0,40	<0,37	6,5	NS	NS	NS	NS	NS	<0,08	<0,43	<0,52	<0,23	NS	<0,20	NS	NS	NA	NS	NS	NS	NS	NS	NS	<0,12	NS	<0,45	<0,24	<0,36	<0,43	<0,39	<1,550	NA	NA	NS
MW-1D	12/15/2008		NS	3,8	<0,21	2,3	<0,37	67	NS	NS	NS	NS	NS	<0,12	<0,43	<0,52	<0,23	NS	<0,20	NS	NS	NA	NS	NS	NS	NS	NS	NS	<0,28	<0,08	NS	3,1	<0,24	<0,36	<0,43	<0,39	<1,551	NA	NA	NS
MW-1D	3/30/2009		NS	140	<1,6	<1,8	71	43	NS	NS	NS	NS	NS	<1,4	6,2	<1,0	<1,5	NS	<1,9	NS	NS	NA	NS	NS	NS	NS	NS	NS	NS	<1,8	NS	<1,9	<1,4	8,2	3	<1,7	<1,552	NA	NA	NS
MW-1D	7/10/2009		NS	140	<0,23	<0,34	28	25	NS	NS	NS	NS	NS	0,41	1,2	<0,34	<0,34	NS	<0,41	NS	NS	NA	NS	NS	NS	NS	NS	NS	NS	<0,31	NS	<0,51	<0,37	<0,66	1,6	<0,53	<1,553	NA	NA	NS
MW-1D	9/30/2009		NS	410	<1,6	<1,8	51	140	NS	NS	NS	NS	NS	<1,4	<3,2	<1,0	<1,5	NS	<1,9	NS	NS	NA	NS	NS	NS	NS	NS	NS	NS	<1,8	NS	<1,9	<1,4	<1,5	<1,0	<1,7	<1,554	NA	NA	NS
MW-1D	12/10/2009		NS	37	<0,19	<0,40	15	16	NS	NS	NS	NS	NS	<0,40	0,74	<0,49	<0,35	NS	<0,26	NS	NS	NA	NS	NS	NS	NS	NS	NS	NS	<0,11	NS	<0,42	<0,23	<0,34	0,73	<0,40	<1,555	NA	NA	NS
MW-1D	3/6/2010		NS	1,5	<0,17	<0,14	<0,10	28	NS	NS	NS	NS	NS	<0,10	<0,16	<0,20	<0,18	NS	<0,20	NS	NS	NA	NS	NS	NS	NS	NS	NS	<0,20	NS	<0,16	<0,14	<0,36	<0,17	<0,10	<1,556	NA	NA	NS
MW-1D	5/29/2010		NS	1,1	<0,23	<0,34	<0,45	31	NS	NS	NS	NS	NS	<0,32	<0,34	<0,34	<0,34	NS	<0,41	NS	NS	NA	NS	NS	NS	NS	NS	NS	<0,31	NS	<0,51	<0,37	<0,66	<0,37	<0,53	<1,557	NA	NA	NS
MW-1D	8/4/2010		NS	1,4	<0,29	<0,29	<0,22	25,9	NS	NS	NS	NS	NS	<0,26	<0,33	<0,27	<0,29	NS	<0,22	NS	NS	NA	NS	NS	NS	NS	NS	NS	<0,28	NS	<0,34	<0,2	<0,51	<0,25	0,8	<1,558	NA	NA	NS
MW-1D	10/15/2010		NS	1,7	<0,58	<0,58	<0,44	6,3	NS	NS	NS	NS	NS	<0,52	<0,66	<0,54	<0,58	NS	<0,44	NS	NS	NA	NS	NS	NS	NS	NS	NS	<0,56	NS	<0,68	<0,4	<1,0	<0,5	<1,0	<1,559	NA	NA	NS
MW-1D	2/28/2011		NS	2,9	<0,23	<0,22	<0,25	32,4	NS	NS	NS	NS	NS	<0,25	<0,20	<0,25	<0,20	NS	<0,23	NS	NS	NA	NS	NS	NS	NS	NS	NS	<0,20	NS	<0,25	<0,20	<0,50	<0,22	<0,50	<1,560	NA	NA	NS
MW-1D	5/27/2011		NS	2,9	<1,2	<1,1	<1,3	16,9	NS	NS	NS	NS	NS	<1,3	<1,0	<1,3	<1,0	NS	<1,2	NS	NS	NA	NS	NS	NS	NS	NS	NS	<1,0	NS	<1,3	<1,0	<2,5	<1,1	<2,5	<1,561	NA	NA	NS
MW-1D	8/24/2011		NS	1,7	<0,58	<0,55	<0,63	4,2	NS	NS	NS	NS	NS	<0,63	<0,5	<0,63	<0,5	NS	<0,58	NS	NS	NA	NS	NS	NS	NS	NS	NS	<0,5	NS	<0,63	<0,5	<1,3	<0,55	<1,3	<1,562	NA	NA	NS
MW-1D	11/15/2011		NS	1,9	<0,23	<0,22	<0,25	5,9	NS	NS	NS	NS	NS	<0,25	<0,2	<0,25	<0,2	NS	<0,23	NS	NS	NA	NS	NS	NS	NS	NS	NS	<0,2	NS	<0,25	<0,2	<0,5	<0,22	<0,5	<1,563	NA	NA	NS
MW-1D	2/28/2012		NS	1,7	<0,23	<0,22	<0,25	13,6	NS	NS	NS	NS	NS	<0,25	<0,2	<0,25	<0,2	NS	<0,23	NS	NS	NA	NS	NS	NS	NS	NS	NS	<0,2	NS	<0,25	<0,2	<0,5	<0,22	<0,5	<1,564	NA	NA	NS
MW-1D	4/23/2012		NS	1,6	<0,23	<0,22	<0,25	15,2	NS	NS	NS	NS	NS	<0,25	<0,2	<0,25	<0,2	NS	<0,23	NS	NS	NA	NS	NS	NS	NS	NS	NS	<0,2	NS	<0,25	<0,2	<0,5	<0,22	<0,5	<1,565	NA	NA	NS
MW-1D	8/20/2012		NS	1,1	<0,23	<0,22	<0,25	8,5	NS	NS	NS	NS	NS	<0,25	<0,2	<0,25	<0,2	NS	<0,23	NS	NS	NA	NS	NS	NS	NS	NS	NS	<0,2	NS	<0,25	<0,2	<0,5	<0,22	<0,5	<1,566	NA	NA	NS
MW-1D	11/14/2012		NS	1,6	<0,24	<0,2	<0,21	7,8	NS	NS	NS	NS	NS	<0,22	<0,22	<0,26	<0,25	NS	<0,2	NS	NS	NA	NS	NS	NS	NS	NS	NS	<0,2	NS	<0,31	<0,2	<0,5	<0,26	<0,5	<1,567	NA	NA	NS
MW-1D	3/4/2013		NS	0,87	<0,24	<0,2	<0,21	13,1	NS	NS	NS	NS	NS	<0,22	<0,22	<0,26	<0,25	NS	<0,2	NS	NS	NA	NS	NS	NS	NS	NS	NS	<0,2	NS	<0,31	<0,2	<0,5	<0,26	<0,5	<1,568	NA	NA	NS
MW-1D	6/12/2013		NS	0,58	<0,24	<0,2	<0,21	11,7	NS	NS	NS	NS	NS	<0,22	<0,22	<0,26	<0,25	NS	<0,2	NS	NS	NA	NS	NS	NS	NS	NS	NS	<0,2	NS	<0,31	<0,2	<0,5	<0,26	<0,5	<1,569	NA	NA	NS
MW-1D	8/27/2013		NS	<0,20	<0,24	<0,2	<0,21	3,2	NS	NS	NS	NS	NS	<0,22	<0,22	<0,26	<0,25	NS	<0,2	NS	NS	NA	NS	NS	NS	NS	NS	NS	<0,2	NS	<0,31	<0,2	<0,5	<0,26	<0,5	<1,570	NA	NA	NS
MW-1D	12/12/2013		NS	0,55	<0,24	<0,2	<0,21	1,8	NS	NS	NS	NS	NS	<0,22	<0,22	<0,26	<0,25	NS	<0,2	NS	NS	NA	NS	NS	NS	NS	NS	NS	<0,2	NS	<0,31	<0,2	<0,5	<0,26	<0,5	<1,571	NA	NA	NS
MW-1D	3/19/2014		NS	1410	<0,27	<0,32	177	312	NS	NS	NS	NS	NS	1	5	<0,36	<0,20	NS	<0,2	NS	NS	NA	NS	NS	NS	NS	NS	NS	<0,26	NS	<0,40	<0,24	10,3	5,5	<0,53	<1,572	NA	NA	NS
MW-1D	6/17/2014		NS	0,37	<0,27	<0,32	<0,26	3,4	NS	NS	NS	NS	NS	<0,29	<0,24	<0,36	<0,20	NS	<0,2	NS	NS	NA	NS	NS	NS	NS	NS	NS	<0,26	NS	<0,40	<0,24	<0,5	<0,31	<0,53	<1,573	NA	NA	NS
MW-1D	12/8/2014		NS	0,8	<0,50	<1,0	<1,0	27,2	NS	<5,0	NS	NS	NS	<1,0	<1,0	<2,0	<1,0	NS	<1,0	NS	NA	NA	<5,0	NA	NS	NA	NA	NS	<5,0	<1,0	NA	<1,0	<1,0	<2,0	<1,0	<2,0	<1,574	NA	NA	NS
MW-1D	3/13/2015		NS	0,68	<1,0	<1,0	<1,0	19,6	NS	NS	NS	NS	NS	<1,0	<1,0	<1,0	<1,0	NS	<1,0	NS	NS	NA	NS	NS	NS	NS	NS	NS	<1,0	NS	<1,0	<1,0	<2,0	<1,0	<2,0	<1,575	NA	NA	NS
MW-1D	6/4/2015		NS	0,83	<1,0	<1,0	<1,0	28	NS	NS	NS	NS	NS	<1,0	<1,0	<1,0	<1,0	NS	<1,0	NS	NS	<5,0	NS	NS	NS	NS	NS	NS	<1,0	NS	<1,0	<1,0	<2,0	<1,0	<2,0	<1,576	<1,0	<1,0	NS
MW-1D	8/14/2015		NS	0,5	<1,0	<1,0	<1,0	11,8	NS	NS	NS	NS	NS	<1,0	<1,0	<1,0	<1,0	NS	<1,0	NS	NS	<5,0	NS	NS	NS	NS	NS	NS	<1,0	NS	<1,0	<1,0	<2,0	<1,0	<2,0	<1,577	<1,0	<1,0	NS
MW-1D	12/19/2015		NS	0,5	<1,0	<1,0	<1,0	14,7	NS	NS	NS	NS	NS	<1,0	<1,0	<1,0	<1,0	NS	<1,0	NS	NS	<5,0	NS	NS	NS	NS	NS	NS	<1,0	<1,0	NS	<1,0	<1,0	<2,0	<1,0	<2,0	<1,578	<1,0	<1,0	NS
MW-1D	3/19/2016		NS	0,53	<1,0	<1,0	<1,0	16,9	NS	NS	NS	NS	NS	<1,0	<1,0	<1,0	<1,0	NS	<1,0	NS	NS	<5,0	NS	NS	NS	NS	NS	NS	<1,0	NS	<1,0	<1,0	<2,0	<1,0	<2,0	<1,579	<1,0	<1,0	NS
MW-1D	6/16/2016	DUP	<1,0	0,52	<1,0	<1,0	<1,0	10,8	<1,0	<2,0	<2,0	<2,0	<2,0	<1,0	<1,0	<1,0	<1,0	<1,0	<1,0	<1,0	<5,0	NS	<1,0	<10	<1,0	<5,0	<25	<1,0	<1,0	<1,0	<2,0	<1,0	<1,0	<2,0	<1,0	<2,0	<1,580	<1,0	<1,0	<5,0
MW-1D	6/16/2016		<1,0	0,49	<1,0	<1,0	<1,0	12,1	<1,0	<2,0	<2,0	<2,0	<2,0	<1,0	<1,0	<1,0	<1,0	<1,0	<1,0	<1,0	<5,0	NS	<1,0	<10	<1,0	<5,0	<25	<1,0	<1,0	<1,0	<2,0	<1,0	<1,0	<2,0	<1,0	<2,0	<1,581	<1,0	<1,0	<5,0
MW-1D	9/23/2016		<2,0	<2,0	<2,0	<2,0	<2,0	7,3	<2,0	<4,0	<4,0	<4,0	<4,0	<2,0	<2,0	<2,0	<2,0	<2,0	<2,0	<2,0	<10	NS	<2,0	<20	<2,0	<10	<50	<2,0	<2,0	<2,0	<4,0	<2,0	<2,0	<4,0	<2,0	<4,0	<1,582	<2,0	<2,0	<10
MW-1D	1/21/2017		<1,0	0,59	<1,0	<1,0	<1,0	21,3	<1,0	<2,0	<2,0	<2,0	<2,0	<1,0	<1,0	<1,0	<1,0	<1,0	<1,0	<1,0	<5,0	NS	<1,0	<10	<1,0	<5,0	<25	<1,0	<1,0	<1,0	<2,0	<1,0	<1,0	<2,0	<1,0	<2,0	<1,583	<1,0	<1,0	<5,0
MW-1D	3/24/2017	DUP	<1,0	0,57 J	<1,0	<1,0	<1,0	24,2	<1,0	<1,0	<2,0	<1,0	<1,0	<1,0	<1,0	<1,0	<1,0	<1,0	<1,0	<1,0	<10	NS	<2,0	<5,0	<2,0	<5,0	<10	<1,0	<1,0	<1,0	<2,0	<1,0	<1,0	<2,0	<1,0	<2,0	<1,0	<1,0	<1,0	<2,0
MW-1D	3/24/2017		<1,0	0,56 J	<1,0	<1,0	<1,0	21,8	<1,0	<1,0	<2,0	<1,0	<1,0	<1,0	<1,0	<1,0	<1,0	<1,0	<1,0	<1,0	<10	NS	<2,0	<5,0	<2,0	<5,0	<10	<1,0	<1,0	<1,0	<2,0	<1,0	<1,0	<2,0	<1,0	<2,0	<1,0	<1,0	<1,0	<2,0
MW-1D	7/1/2017		<1,0	0,44	<1,0	<1,0	<1,0	10,1	<1,0	<2,0	<2,0	<2,0	<2,0	<1,0	<1,0	<1,0	<1,0	<1,0	<1,0	<1,0	<5,0	NS	<1,0	<10	<1,0	<5,0	<25	<1,0	<1,0	<1,0	<2,0	<1,0	<1,0	<2,0	<1,0	<2,0

Appendix A
Groundwater Analytical Results - February 2003 - December 2024 (µg/L)
Perma-Fix of South Georgia Inc., Valdosta, GA

			Chlorinated and Non-Chlorinated VOCs																																		
Sample Location	Sample Date	QA/QC Reference	1,1,1,2-Tetrachloroethane	1,1,1-Trichloroethane	1,1,2,2-Tetrachloroethane	1,1,2-Trichloroethane	1,1-Dichloroethane	1,1-Dichloroethene	1,1-Dichloropropene	1,2,3-Trichlorobenzene	1,2,3-Trichloropropane	1,2,4-Trichlorobenzene	1,2-Dibromoethane (EDB) (Ethylene dibromide)	1,2-Dichlorobenzene	1,2-Dichloroethane	1,2-Dichloropropane	1,3-Dichlorobenzene	1,3-Dichloropropane	1,4-Dichlorobenzene (para dichlorobenzene)	2,2-Dichloropropane	2-Butanone (MEK)	2-Chloroethyl Vinyl Ether	2-Chlorotoluene	2-Hexanone	4-Chlorotoluene	4-Methyl-2-Pentanone (MIBK)	Acetone	Bromobenzene	Bromochloromethane (Chlorobromomethane)	Bromodichloromethane (dichlorobromomethane, dichloromethylbromide)	Carbon Disulfide	Carbon Tetrachloride	Chlorobenzene	Chloroethane	Chloroform	Chloromethane	Cis-1,2-Dichloroethene	Cis-1,3-Dichloropropene	Dibromochloromethane (Chlorodibromomethane)	Dibromochloropropane (DBCP) (1,2-Dibromo-3-Chloropropane)
GW Standard			1 [b]	200 [a]	1 [b]	5 [a]	1 [b]	7 [a]	1 [b]	1 [a]	1 [b]	70 [a]	0,05 [a]	600 [a]	5 [a]	5 [a]	1 [b]	1 [b]	75 [a]	1 [b]	10 [b]	--	1 [b]	10 [b]	1 b	10 [b]	10 [b]	1 [b]	1 [b]	80 [a]	2 [b]	5 [a]	100 [a]	5 [b]	80 [a]	1 [b]	70 [a]	1 [b]	80 [a]	0,2 [a]
MW-1D	6/27/2018		<1.0	1.5	<1.0	<1.0	<1.0	7.1	<1.0	<2.0	<2.0	<2.0	<2.0	<1.0	<1.0	<1.0	<1.0	<1.0	<1.0	<1.0	<5.0	NS	<1.0	<10	<1.0	<5.0	<25	<1.0	<1.0	<1.0	<2.0	<1.0	<2.0	<1.0	<2.0	<1.0	<1.0	<1.0	<1.0	<5.0
MW-1D	10/19/2018		<1.0	0.42 J	<1.0	<1.0	<1.0	22.6	<1.0	<2.0	<2.0	<2.0	<2.0	<1.0	<1.0	<1.0	<1.0	<1.0	<1.0	<1.0	<5.0	NS	<1.0	<10	<1.0	<5.0	<25	<1.0	<1.0	<1.0	<2.0	<1.0	<2.0	<1.0	<2.0	<1.0	<1.0	<1.0	<1.0	<5.0
MW-1D	1/23/2019	DUP	<2.0	4.3	<2.0	<2.0	<2.0	10.9	<2.0	<4.0	<4.0	<4.0	<4.0	<2.0	<2.0	<2.0	<2.0	<2.0	<2.0	<2.0	<10	NS	<2.0	<20	<2.0	<10	<50	<2.0	<2.0	<2.0	<4.0	<2.0	<2.0	<4.0	<2.0	<4.0	<2.0	<2.0	<2.0	<10
MW-1D	1/23/2019		<1.0	5	<1.0	<1.0	<1.0	10.6	<1.0	<2.0	<2.0	<2.0	<2.0	<1.0	<1.0	<1.0	<1.0	<1.0	<1.0	<1.0	<5.0	NS	<1.0	<10	<1.0	<5.0	<25	<1.0	<1.0	<1.0	<2.0	<1.0	<2.0	<1.0	<2.0	<1.0	<1.0	<1.0	<1.0	<5.0
MW-1D	4/25/2019		<1.0	0.99 J	<1.0	<1.0	<1.0	10	<1.0	<2.0	<2.0	<2.0	<2.0	<1.0	<1.0	<1.0	<1.0	<1.0	<1.0	<1.0	<5.0	NS	<1.0	<10	<1.0	<5.0	<25	<1.0	<1.0	<1.0	<2.0	<1.0	<2.0	<1.0	<2.0	<1.0	<1.0	<1.0	0.36 J	<5.0
MW-1D	8/1/2019		<1.0	22.9	<2.0	<2.0	<2.0	28.9	<2.0	<4.0	<4.0	<4.0	<4.0	<2.0	<2.0	<2.0	<2.0	<2.0	<2.0	<2.0	<10	NS	<2.0	<20	<2.0	<10	<50	<2.0	<2.0	<2.0	<4.0	<2.0	<2.0	<4.0	<2.0	<4.0	<2.0	<2.0	<2.0	<10
MW-1D	10/31/2019		<1.0	2.4	<1.0	<1.0	<1.0	10.8	<1.0	<2.0	<2.0	<2.0	<2.0	<1.0	<1.0	<1.0	<1.0	<1.0	<1.0	<1.0	<5.0	NS	<1.0	<10	<1.0	<5.0	<25	<1.0	<1.0	<1.0	<2.0	<1.0	<2.0	<1.0	<2.0	<1.0	<1.0	<1.0	<1.0	<5.0
MW-1D	1/24/2020		<1.0	1.7 J	<2.0	<2.0	<2.0	9.1	<2.0	<4.0	<4.0	<4.0	<4.0	<2.0	<2.0	<2.0	<2.0	<2.0	<2.0	<2.0	<10	NS	<2.0	<20	<2.0	<10	<50	<2.0	<2.0	<2.0	<4.0	<2.0	<2.0	<4.0	<2.0	<4.0	<2.0	<2.0	<2.0	<10
MW-1D	10/23/2020		<2.0	0.7 J	<2.0	<2.0	<2.0	7.4	<2.0	<4.0	<4.0	<4.0	<4.0	<2.0	<2.0	<2.0	<2.0	<2.0	<2.0	<2.0	<10	NS	<2.0	<20	<2.0	<10	<50	<2.0	<2.0	<2.0	<4.0	<2.0	<2.0	<4.0	<2.0	<4.0	<2.0	<2.0	<2.0	<10
MW-1D	4/22/2021		<2.0	3.1 J	<2.0	<2.0	<2.0	14.2	<2.0	<4.0	<4.0	<4.0	<4.0	<2.0	<2.0	<2.0	<2.0	<2.0	<2.0	<2.0	<10	NS	<2.0	<20	<2.0	<10	<50	<2.0	<2.0	<2.0	<4.0	<2.0	<2.0	<4.0	<2.0	<4.0	<2.0	<2.0	<2.0	<10
MW-1D	12/16/2021		<2.0	<2.0	<2.0	<2.0	<2.0	8.5	<2.0	<4.0	<4.0	<4.0	<4.0	<2.0	<2.0	<2.0	<2.0	<2.0	<2.0	<2.0	<10	NS	<2.0	<20	<2.0	<10	<50	<2.0	<2.0	<2.0	<4.0	<2.0	<2.0	<4.0	<2.0	<4.0	<2.0	<2.0	<2.0	<10
MW-1D	5/19/2022		<2.0	<2.0	<2.0	<2.0	<2.0	10.2	<2.0	<4.0	<4.0	<4.0	<4.0	<2.0	<2.0	<2.0	<2.0	<2.0	<2.0	<2.0	<10	NS	<2.0	<20	<2.0	<10	<50	<2.0	<2.0	<2.0	<4.0	<2.0	<2.0	<4.0	<2.0	<4.0	<2.0	<2.0	<2.0	<10
MW-1D	11/9/2022		<2.0	7.6	<2.0	<2.0	<2.0	3.1	<2.0	<4.0	<4.0	<4.0	<4.0	<2.0	<2.0	<2.0	<2.0	<2.0	<2.0	<2.0	<10	NA	<2.0	<20	<2.0	<10	<50	<2.0	<2.0	<2.0	<4.0	<2.0	<2.0	<4.0	<2.0	<4.0	<2.0	<2.0	<2.0	<10
MW-1D	4/21/2023		<1.0	<1.0	<1.0	<1.0	<1.0	5.4	<1.0	<2.0	<2.0	<2.0	<2.0	<1.0	<1.0	<1.0	<1.0	<1.0	<1.0	<1.0	<5.0	NS	<1.0	<10	<1.0	<5.0	<25	<1.0	<1.0	<1.0	<2.0	<1.0	<2.0	<1.0	<2.0	<1.0	<1.0	<1.0	<1.0	<5.0
MW-1D	11/9/2023		<1.0	<1.0	<1.0	<1.0	<1.0	2	<1.0	<2.0	<2.0	<2.0	<2.0	<1.0	<1.0	<1.0	<1.0	<1.0	<1.0	<1.0	<5.0	NS	<1.0	<10	<1.0	<5.0	<25	<1.0	<1.0	<1.0	<2.0	<1.0	<2.0	<1.0	<2.0	<1.0	<1.0	<1.0	<1.0	<5.0
MW-1D	5/2/2024		<1.0	<1.0	<1.0	<1.0	<1.0	4.3	<1.0	<5.0	<1.0	<5.0	<1.0	<1.0	<1.0	<1.0	<1.0	<1.0	<1.0	<1.0	<10	NA	<1.0	<10	<1.0	<10	<10	<1.0	<1.0	<1.0	<1.0	<1.0	<5.0	<1.0	<1.0	<1.0	<1.0	<1.0	<1.0	<5.0
MW-1D	12/10/2024		<1.0	<1.0	<1.0	<1.0	<1.0	4.2	<1.0	<5.0	<1.0	<5.0	<1.0	<1.0	<1.0	<1.0	<1.0	<1.0	<1.0	<1.0	<10	NA	<1.0	<10	<1.0	<10	<10	<1.0	<1.0	<1.0	<2.0	<1.0	<5.0	<1.0	<1.0	<1.0	<1.0	<1.0	<1.0	<5.0
MW-2D	2/21/2003		NS	<0.2	<0.2	<0.3	<0.2	<0.3	NS	NS	NS	NS	NS	NS	<0.2	<0.2	<0.4	<0.1	NS	<0.2	NS	NS	NA	NS	NS	NS	NS	NS	NS	NS	<0.2	NS	<0.3	<0.2	<0.4	<0.2	<0.3	<1.584	NA	NA	NS
MW-2DR	6/2/2003	DUP	NS	<0.2	<0.3	<0.3	<0.1	<0.3	NS	NS	NS	NS	NS	NS	<0.3	<0.3	<0.2	<0.2	NS	<0.3	NS	NS	NA	NS	NS	NS	NS	NS	NS	NS	<0.4	NS	<0.2	<0.1	<0.2	<0.2	<0.7	<1.586	NA	NA	NS
MW-2DR	6/2/2003		NS	<0.2	<0.3	<0.3	<0.1	<0.3	NS	NS	NS	NS	NS	NS	<0.3	<0.3	<0.2	<0.4	NS	<0.3	NS	NS	NA	NS	NS	NS	NS	NS	NS	NS	<0.4	NS	<0.2	<0.1	<0.2	<0.2	<0.7	<1.585	NA	NA	NS
MW-2DR	9/1/2003	DUP	NS	<0.2	<0.3	<0.3	<0.1	<0.3	NS	NS	NS	NS	NS	NS	<0.3	<0.3	<0.2	<0.4	NS	<0.3	NS	NS	NA	NS	NS	NS	NS	NS	NS	NS	<0.4	NS	<0.2	<0.4	<0.2	<0.2	<0.7	<1.588	NA	NA	NS
MW-2DR	9/1/2003		NS	<0.2	<0.3	<0.3	<0.1	<0.3	NS	NS	NS	NS	NS	NS	<0.4	<0.3	<0.2	<0.2	NS	<0.3	NS	NS	NA	NS	NS	NS	NS	NS	NS	NS	<0.4	NS	<0.2	<0.1	<0.2	<0.2	<0.7	<1.587	NA	NA	NS
MW-2DR	12/2/2003		NS	<0.2	<0.2	<0.3	<0.2	<0.3	NS	NS	NS	NS	NS	NS	<0.2	<0.2	<0.4	<0.1	NS	<0.2	NS	NS	NA	NS	NS	NS	NS	NS	NS	NS	<0.2	NS	<0.3	<0.2	<0.4	<0.2	<0.3	<1.589	NA	NA	NS
MW-2DR	3/1/2004		NS	<0.2	<0.2	<0.3	<0.2	<0.3	NS	NS	NS	NS	NS	NS	<0.2	<0.2	<0.4	<0.1	NS	<0.2	NS	NS	NA	NS	NS	NS	NS	NS	NS	NS	<0.2	NS	<0.3	<0.2	<0.4	<0.2	<0.3	<1.590	NA	NA	NS
MW-2DR	5/28/2004	DUP	NS	<0.2	<0.2	<0.3	<0.2	<0.3	NS	NS	NS	NS	NS	NS	<0.2	<0.2	<0.4	<0.1	NS	<0.2	NS	NS	NA	NS	NS	NS	NS	NS	NS	NS	<0.2	NS	<0.3	<0.2	<0.4	<0.2	<0.3	<1.592	NA	NA	NS
MW-2DR	5/28/2004		NS	<0.2	<0.2	<0.3	<0.2	<0.3	NS	NS	NS	NS	NS	NS	<0.2	<0.2	<0.4	<0.1	NS	<0.2	NS	NS	NA	NS	NS	NS	NS	NS	NS	NS	<0.2	NS	<0.3	<0.2	<0.4	<0.2	<0.3	<1.591	NA	NA	NS
MW-2DR	8/31/2004		NS	<0.2	<0.2	<0.3	<0.2	<0.3	NS	NS	NS	NS	NS	NS	<0.2	<0.2	<0.4	<0.1	NS	<0.2	NS	NS	NA	NS	NS	NS	NS	NS	NS	NS	<0.2	NS	<0.3	<0.2	<0.4	<0.2	<0.3	<1.593	NA	NA	NS
MW-2DR	12/1/2004		NS	<0.2	<0.2	<0.3	<0.2	<0.3	NS	NS	NS	NS	NS	NS	<0.2	<0.2	<0.4	<0.1	NS	<0.2	NS	NS	NA	NS	NS	NS	NS	NS	NS	NS	<0.2	NS	<0.3	<0.2	<0.4	<0.2	<0.3	<1.594	NA	NA	NS
MW-2DR	2/28/2005		NS	<0.3	<0.2	<0.3	<0.2	<0.3	NS	NS	NS	NS	NS	NS	<0.2	<0.2	<0.4	<0.1	NS	<0.2	NS	NS	NA	NS	NS	NS	NS	NS	NS	NS	<0.2	NS	<0.3	<0.2	<0.4	<0.2	<0.3	<1.595	NA	NA	NS
MW-2DR	5/27/2005		NS	<0.3	<0.2	<0.3	<0.2	<0.3	NS	NS	NS	NS	NS	NS	<0.2	<0.2	<0.4	<0.1	NS	<0.2	NS	NS	NA	NS	NS	NS	NS	NS	NS	NS	<0.2	NS	<0.3	<0.2	<0.4	<0.2	<0.3	<1.596	NA	NA	NS
MW-2DR	9/1/2005	DUP	NS	<0.3	<0.2	<0.3	<0.2	<0.3	NS	NS	NS	NS	NS	NS	<0.2	<0.2	<0.4	<0.1	NS	<0.2	NS	NS	NA	NS	NS	NS	NS	NS	NS	NS	<0.2	NS	<0.3	<0.2	<0.4	<0.2	<0.3	<1.598	NA	NA	NS
MW-2DR	9/1/2005		NS	<0.3	<0.2	<0.3	<0.2	<0.3	NS	NS	NS	NS	NS	NS	<0.2	<0.2	<0.4	<0.1	NS	<0.2	NS	NS	NA	NS	NS	NS	NS	NS	NS	NS	<0.2	NS	<0.3	<0.2	<0.4	<0.2	<0.3	<1.597	NA	NA	NS
MW-2DR	12/1/2005		NS	<0.3	<0.2	<0.3	<0.2	<0.3	NS	NS	NS	NS	NS	NS	<0.2	<0.2	<0.4	<0.1	NS	<0.2	NS	NS	NA	NS	NS	NS	NS	NS	NS	NS	<0.2	NS	<0.3	<0.2	<0.4	<0.2	<0.3	<1.599	NA	NA	NS
MW-2DR	2/28/2006		NS	<0.3	<0.2	<0.3	<0.2	<0.2	NS	NS	NS	NS	NS	NS	<0.2	<0.1	<0.4	<0.2	NS	<0.1	NS	NS	NA	NS	NS	NS	NS	NS	NS	NS	<0.2	NS	<0.3	<0.2	<0.3	<0.2	<0.3	<1.600	NA	NA	NS
MW-2DR	5/30/2006		NS	<0.3	<0.2	<0.3	<0.2	<0.2	NS	NS	NS	NS	NS	NS	<0.2	<0.1	<0.4	<0.2	NS	<0.1	NS	NS	NA	NS	NS	NS	NS	NS	NS	NS	<0.2	NS	<0.3	<0.2	<0.3	<0.2	<0.3	<1.601	NA	NA	NS
MW-2DR	7/20/2006		NS	<0.3	<0.2	<0.3	<0.2	<0.2	NS	<0,2	NS	NS	NS	<0.2	<0.1	<0.4	<0.2	NS	<0.1	NS	NS	NA	<0,1	NS	NS	NS	NS	NS	<0,3	<0.2	NS	<0.3	<0.2	<0.3	<0.2	<0.3	<1.602	NA	NA	NS
MW-2DR	3/1/2007		NS	<0.3	<0.2	<0.3	<0.2	<0.2	NS	NS	NS	NS	NS	<0.2	<0.1	<0.4	<0.2	NS	<0.1	NS	<2,0	NA	NS	<0,6	NS	<2,0	<2,0	NS	NS	<0.2	<0,9	<0.3	<0.2	<0.3	<0.2	<0.3	<1.603	NA	NA	NS
MW-2DR	6/1/2007		NS	<0.3	<0.2	<0.3	<0.2	<0.2	NS	NS	NS	NS	NS	<0.2	<0.1	<0.4	<0.2	NS	<0.1	NS	NS	NA	NS	NS	NS	NS	NS	NS	NS	<0.2	NS	<0.3	<0.2	<0.3	<0.2	<0.3	<1.604	NA	NA	NS
MW-2DR	8/30/2007		NS	0,4	NS	NS	<0,2	0,9	NS	NS	NS	NS	NS	NS	<0,1	NS	NS	NS	NS	NS	NS	NS	NA	NS	NS	NS	NS	NS	NS	NS	NS	NS	NS	NS	<0.3	NS	NS	<1.605	NA	NA	NS
MW-2DR	12/20/2007		NS	<0,3	<0,1	<0,4	<0,5	<0,4	NS	NS	NS	NS	NS	<0,3	<0,2	<0,4	<0,3	NS	<0,2	NS	NS	NA	NS	NS	NS	NS	NS	NS	NS	NS	<0,3	NS	<0,5	<0,2	<0,9	<0,3	<0,4	<1.606	NA	NA	NS
MW-2DR	3/18/2008		NS	0,39	<0,14	<0,35	<0,45	<0,36	NS	NS	NS	NS	NS	<0,30	<0,19	<0,44	<0,25	NS	<0,18	NS	NS	NA	NS	NS	NS	NS	NS	NS	NS	NS	<0,29	NS	<0,53	<0,21	<0,85	<0,34	<0,36	<1.607	NA	NA	NS
MW-2DR	6/20/2008		NS	<0,34	<0,14	<0,35	<0,45	<0,36	NS	NS	NS	NS	NS	<0,30	<0,19	<0,44	<0,25	NS	<0,18	NS	NS	NA	NS	NS	NS	NS	NS	NS	NS	NS	<0,29	NS	<0,53	<0,21	<0,85	<0,34	<0,36	<1.608	NA	NA	NS
MW-2DR	9/23/2008		NS	<0,37	<0,21	<0,40	<0,37	<0,34	NS	NS	NS	NS	NS	<0,08	<0,43	<0,52	<0,23	NS	<0,20	NS	NS	NA	NS	NS	NS	NS	NS	NS	NS	NS	<0,12	NS	<0,45	<0,24	<0,36	<0,43	<0,39	<1.609	NA	NA	NS
MW-2DR	12/15/2008		NS	<0,37	<0,21	<0,40	<0,37	<0,34	NS	NS	NS	NS	NS	<0,12	<0,43	<0,52	<0,23	NS	<0,20	NS	NS	NA	NS	NS	NS	NS	NS	NS	NS	<0,28	<0,08	NS	<0,45	<0,24	<0,36	<0,43	<0,39	<1.610	NA	NA	NS
MW-2DR	3/30/2009		NS	<0,27	<0,33	<0,37	<0,33	<0,24	NS	NS	NS	NS	NS	<0,27	<0,65	<0,2	<0,3	NS	<0,38	NS	NS	NA	NS	NS	NS	NS	NS	NS	NS	NS	<0,37	NS	<0,38	<0,27	<0,3	<0,2	<0,34	<1.611	NA	NA	NS
MW-2DR	7/10/2009		NS	<0,4	<0,23	<0,34	<0,45	<0,5	NS	NS	NS	NS	NS	<0,32	<0,34	<0,34	<0,34	NS	<0,41	NS	NS	NA	NS	NS	NS	NS	NS	NS	NS	NS	<0,31	NS	<0,51	<0,37	<0,66	<0,37	<0,53	<1.612	NA	NA	NS
MW-2DR	9/30/2009		NS	<0,27	<0,33	<0,37	<0,33	<0,24	NS	NS	NS	NS	NS	<0,27	<0,65	<0,20	<0,30	NS	<0,38	NS	NS	NA	NS	NS	NS	NS	NS	NS	NS	NS	<0,37	NS	<0,38	<0,27	<0,30	<0,20	<0,34	<1.613	NA	NA	NS
MW-2DR	12/31/2009	DUP	NS	<0,35	<0,19	<0,4	<0,35	<0,32	NS	NS	NS	NS	NS	<0,4	<0,44	<0,49	<0,35	NS	<0,26	NS	NS	NA	NS	NS	NS	NS	NS	NS	NS	NS	<0,11	NS	<0,42	<0,23	<0,34	<0,4	<0,4	<1.615	NA	NA	NS
MW-2DR	12/31/2009		NS	<0,20	<0,32	<0,40	<0,30	<0,21	NS	NS	NS	NS	NS	<0,24	<0,28	<0,30	<0,27	NS	<0,23	NS	NS	NA	NS	NS	NS	NS	NS	NS	NS	NS	<0,20	NS	<0,20	<0,24	<0,31	<0,21	<0,31	<1.614	NA	NA	NS
MW-2DR	3/6/2010		NS	<0,15	<0,085	<0,068	<0,050	<0,15	NS	NS	NS	NS	NS	<0,052	<0,082	<0,098	<0,092	NS	<0,10	NS	NS	NA	NS	NS	NS	NS	NS	NS	NS	NS	<0,10	NS	<0,082	<0,069	<0,18	<0,083	<0,050	<1.616	NA	NA	NS
MW-2DR	3/27/2010		NS	<0,40	<0,23	<0,34	<0,45	<0,50	NS	NS	NS	NS	NS	<0,32	<0,34	<0,34	<0,34	NS	0,56	NS	NS	NA	NS	NS	NS	NS	NS	NS	NS	NS	<0,31	NS	<0,51	<0,37	<0,66	<0,37	<0,53	<1.617	NA	NA	NS
MW-2DR	5/29/2010		NS	<0,4	<0,23	<0,34	<0,45	<0,5	NS	NS	NS	NS	NS	<0,32	<0,34	<0,34	<0,34	NS	<0,41	NS	NS	NA	NS	NS	NS	NS	NS	NS	NS	NS	<0,31	NS	<0,51	<0,37	<0,66	<0,37	<0,53	<1.618	NA	NA	NS
MW-2DR	8/4/2010		NS	<0,22	<0,29	<0,29	<0,22	<0,29	NS	NS	NS	NS	NS	<0,26	<0,33	<0,27	<0,29	NS	<0,22	NS	NS	NA	NS	NS	NS	NS	NS	NS	NS	NS	<0,28	NS	<0,34	<0,2	<0,51	<0,25	<0,5	<1.619	NA	NA	NS
MW-2DR	10/15/2010		NS	<0,22	<0,29	<0,29	<0,22	<0,29	NS	NS	NS	NS	NS	<0,26	<0,33	<0,27	<0,29	NS	<0,22	NS	NS	NA	NS	NS	NS	NS	NS	NS	NS	NS	<0,28	NS	<0,34	<0,2	<0,51	<0,25	0,74	<1.620	NA	NA	NS
MW-2DR	2/28/2011		NS	<0,20	<0,23	<0,22	<0,25	<0,23	NS	NS	NS	NS	NS	<0,25	<0,20	<0,25	<0,20	NS	<0,23	NS	NS	NA	NS	NS	NS	NS	NS	NS	NS	NS	<0,20	NS	<0,25	<0,20	<0,50	<0,22	<0,50	<1.621	NA	NA	NS
MW-2DR	5/27/2011		NS	<0,20	<0,23	<0,22	<0,25	<0,23	NS	NS	NS	NS	NS	<0,25	<0,20	<0,25	<0,2	NS	<0,23	NS	NS	NA	NS	NS	NS	NS	NS	NS	NS	NS	<0,20	NS	<0,25	<0,20	<0,50	<0,22	<0,50	<1.622	NA	NA	NS
MW-2DR	8/24/2011	DUP	NS	<0,2	<0,23	<0,22	<0,25	<0,23	NS	NS	NS	NS	NS	<0,25	<0,2	<0,25	<0,2	NS	<0,23	NS	NS	NA	NS	NS	NS	NS	NS	NS	NS	NS	<0,2	NS	<0,25	<0,2	<0,5	<0,22	<0,5	<1.624	NA	NA	NS
MW-2DR	8/24/2011		NS	<0,2	<0,23	<0,22	<0,25	<0,23	NS	NS	NS	NS	NS	<0,25	<0,2	<0,25	<0,2	NS	<0,23	NS	NS	NA	NS	NS	NS	NS	NS	NS	NS	NS	<0,2	NS	<0,25	<0,2	<0,5	<0,22	<0,5	<1.623	NA	NA	NS
MW-2DR	11/15/2011		NS	0,35	<0,23	<0,22	<0,25	<0,23	NS	NS	NS	NS	NS	<0,25	<0,2	<0,25	<0,2	NS	<0,23	NS	NS	NA	NS	NS	NS	NS	NS	NS	NS	NS	<0,2	NS	<0,25	<0,2	<0,5	<0,22	<0,5	<1.625	NA	NA	NS
MW-2DR	2/28/2012		NS	<0,2	<0,23	<0,22	<0,25	<0,23	NS	NS	NS	NS	NS	<0,25	<0,2	<0,25	<0,2	NS	<0,23	NS	NS	NA	NS	NS	NS	NS	NS	NS	NS	NS	<0,2	NS	<0,25	<0,2	<0,5	<0,22	<0,5	<1.626	NA	NA	NS
MW-2DR	4/23/2012		NS	<0,2	<0,23	<0,22	<0,25	<0,23	NS	NS	NS	NS	NS	<0,25	<0,2	<0,25	<0,2	NS	<0,23	NS	NS	NA	NS	NS	NS	NS	NS	NS	NS	NS	<0,2	NS	<0,25	<0,2	<0,5	<0,22	<0,5	<1.627	NA	NA	NS
MW-2DR	8/20/2012		NS	14,6	<0,23	<0,22	<0,25	0,65	NS	NS	NS	NS	NS	<0,25	<0,2	<0,25	<0,2	NS	<0,23	NS	NS	NA	NS	NS	NS	NS	NS	NS	NS	NS	<0,2	NS	<0,25	<0,2	<0,5	<0,22	<0,5	<1.628	NA	NA	NS
MW-2DR	11/14/2012		NS	<0,2	<0,24	<0,2	<0,21	<0,2	NS	NS	NS	NS	NS	<0,22	<0,22	<0,26	<0,25	NS	<0,2	NS	NS	NA	NS	NS	NS	NS	NS	NS	NS	NS	<0,2	NS	<0,31	<0,2	<0,5	<0,26	<0,5	<1.629	NA	NA	NS
MW-2DR	3/4/2013	DUP	NS	<0,2	<0,24	<0,2	<0,21	<0,2	NS	NS	NS	NS	NS	<0,22	<0,22	<0,26	<0,25	NS	<0,2	NS	NS	NA	NS	NS	NS	NS	NS	NS	NS	NS	<0,2	NS	<0,31	<0,2	<0,5	<0,26	<0,5	<1.631	NA	NA	NS
MW-2DR	3/4/2013		NS	<0,2	<0,24	<0,2	<0,21	<0,2	NS	NS	NS	NS	NS	<0,22	<0,22	<0,26	<0,25	NS	<0,2	NS	NS	NA	NS	NS	NS	NS	NS	NS	NS	NS	<0,2	NS	<0,31	<0,2	<0,5	<0,26	<0,5	<1.630	NA	NA	NS
MW-2DR	6/12/2013		NS	<0,2	<0,24	<0,2	<0,21	<0,2	NS	NS	NS	NS	NS	<0,22	<0,22	<0,26	<0,25	NS	<0,2	NS	NS	NA	NS	NS	NS	NS	NS	NS	NS	NS	<0,2	NS	<0,31	<0,2	<0,5	0,3	<0,5	<1.632	NA	NA	NS
MW-2DR	8/29/2013		NS	<0,2	<0,24	<0,2	<0,21	<0,2	NS	NS	NS	NS	NS	<0,22	<0,22	<0,26	<0,25	NS	<0,2	NS	NS	NA	NS	NS	NS	NS	NS	NS	NS	NS	<0,2	NS	<0,31	<0,2	<0,5	0,42	<0,5	<1.633	NA	NA	NS
MW-2DR	12/10/2013		NS	<0,2	<0,24	<0,2	<0,21	<0,2	NS	NS	NS	NS	NS	<0,22	<0,22	<0,26	<0,25	NS	<0,2	NS	NS	NA	NS	NS	NS	NS	NS	NS	NS	NS	<0,2	NS	<0,31	<0,2	<0,5	<0,26	<0,5	<1.634	NA	NA	NS
MW-2DR	3/18/2014		NS	<0,34	<0,27	<0,32	<0,26	<0,25	NS	NS	NS	NS	NS	<0,29	<0,24	<0,36	<0,20	NS	<0,2	NS	NS	NA	NS	NS	NS	NS	NS	NS	NS	NS	<0,26	NS	<0,40	<0,24	<0,5	<0,31	<0,53	<1.635	NA	NA	NS
MW-2DR	6/16/2014		NS	<0,34	<0,27	<0,32	<0,26	<0,25	NS	NS	NS	NS	NS	<0,29	<0,24	<0,36	<0,20	NS	<0,2	NS	NS	NA	NS	NS	NS	NS	NS	NS	NS	NS	<0,26	NS	<0,40	<0,24	<0,5	<0,31	<0,53	<1.636	NA	NA	NS
MW-2DR	12/9/2014		NS	<1,0	<0,50	<1,0	<1,0	<1,0	NS	<5,0	NS	NS	NS	<1,0	<1,0	<2,0	<1,0	NS	<1,0	NS	NA	NA	<5,0	NA	NS	NA	NA	NS	<5,0	<1,0	NA	<1,0	<1,0	<2,0	<1,0	<2,0	<1,637	NA	NA	NS
MW-2DR	3/10/2015		NS	<1,0	<1,0	<1,0	<1,0	<1,0	NS	NS	NS	NS	NS	<1,0	<1,0	<1,0	<1,0	NS	<1,0	NS	NS	NA	NS	NS	NS	NS	NS	NS	NS	NS	<1,0	NS	<1,0	<1,0	<2,0	<1,0	<2,0	<1,638	NA	NA	NS
MW-2DR	6/2/2015		NS	<1,0	<1,0	<1,0	<1,0	<1,0	NS	NS	NS	NS	NS	<1,0	<1,0	<1,0	<1,0	NS	<1,0	NS	NS	<5,0	NS	NS	NS	NS	NS	NS	NS	NS	<1,0	NS	<1,0	<1,0	<2,0	<1,0	<2,0	<1,639	<1,0	<1,0	NS
MW-2DR	8/11/2015		NS	<1,0	<1,0	<1,0	<1,0	<1,0	NS	NS	NS	NS	NS	<1,0	<1,0	<1,0	<1,0	NS	<1,0	NS	NS	<5,0	NS	NS	NS	NS	NS	NS	NS	NS	<1,0	NS	<1,0	<1,0	<2,0	<1,0	<2,0	<1,640	<1,0	<1,0	NS
MW-2DR	12/17/2015		NS	<1,0	<1,0	<1,0	<1,0	<1,0	NS	NS	NS	NS	NS	<1,0	<1,0	<1,0	<1,0	NS	<1,0	NS	NS	<5,0	NS	NS	NS	NS	NS	NS	NS	NS	<1,0	NS	<1,0	<1,0	<2,0	<1,0	<2,0	<1,641	<1,0	<1,0	NS
MW-2DR	3/16/2016	

Appendix A
Groundwater Analytical Results - February 2003 - December 2024 (µg/L)
Perma-Fix of South Georgia Inc., Valdosta, GA

			Chlorinated and Non-Chlorinated VOCs																																		
Sample Location	Sample Date	QA/QC Reference	1,1,1,2-Tetrachloroethane	1,1,1-Trichloroethane	1,1,2,2-Tetrachloroethane	1,1,2-Trichloroethane	1,1-Dichloroethane	1,1-Dichloroethene	1,1-Dichloropropene	1,2,3-Trichlorobenzene	1,2,3-Trichloropropane	1,2,4-Trichlorobenzene	1,2-Dibromoethane (EDB) (Ethylene dibromide)	1,2-Dichlorobenzene	1,2-Dichloroethane	1,2-Dichloropropane	1,3-Dichlorobenzene	1,3-Dichloropropane	1,4-Dichlorobenzene (para dichlorobenzene)	2,2-Dichloropropane	2-Butanone (MEK)	2-Chloroethyl Vinyl Ether	2-Chlorotoluene	2-Hexanone	4-Chlorotoluene	4-Methyl-2-Pentanone (MIBK)	Acetone	Bromobenzene	Bromochloromethane (Chlorobromomethane)	Bromodichloromethane (dichlorobromomethane, dichloromethylbromide)	Carbon Disulfide	Carbon Tetrachloride	Chlorobenzene	Chloroethane	Chloroform	Chloromethane	Cis-1,2-Dichloroethene	Cis-1,3-Dichloropropene	Dibromochloromethane (Chlorodibromomethane)	Dibromochloropropane (DBCP) (1,2-Dibromo-3-Chloropropane)
GW Standard			1 [b]	200 [a]	1 [b]	5 [a]	1 [b]	7 [a]	1 [b]	1 [a]	1 [b]	70 [a]	0,05 [a]	600 [a]	5 [a]	5 [a]	1 [b]	1 [b]	75 [a]	1 [b]	10 [b]	--	1 [b]	10 [b]	1 b	10 [b]	10 [b]	1 [b]	1 [b]	80 [a]	2 [b]	5 [a]	100 [a]	5 [b]	80 [a]	1 [b]	70 [a]	1 [b]	80 [a]	0,2 [a]
MW-2DR	6/29/2017		<1.0	<1.0	<1.0	<1.0	<1.0	<1.0	<1.0	<2.0	<2.0	<2.0	<2.0	<1.0	<1.0	<1.0	<1.0	<1.0	<1.0	<1.0	<5.0	NS	<1.0	<10	<1.0	<5.0	<25	<1.0	<1.0	<1.0	<2.0	<1.0	<1.0	<2.0	<1.0	<2.0	<1.0	<1.0	<1.0	<5.0
MW-2DR	9/19/2017		<1.0	<1.0	<1.0	<1.0	<1.0	<1.0	<1.0	<2.0	<2.0	<2.0	<2.0	<1.0	<1.0	<1.0	<1.0	<1.0	<1.0	<1.0	<5.0	NS	<1.0	<10	<1.0	<5.0	<25	<1.0	<1.0	<1.0	<2.0	<1.0	<1.0	<2.0	<1.0	<2.0	<1.0	<1.0	<1.0	<5.0
MW-2DR	1/8/2018		<1.0	<1.0	<1.0	<1.0	<1.0	<1.0	<1.0	<2.0	<2.0	<2.0	<2.0	<1.0	<1.0	<1.0	<1.0	<1.0	<1.0	<1.0	<5.0	NS	<1.0	<10	<1.0	<5.0	<25	<1.0	<1.0	<1.0	<2.0	<1.0	<1.0	<2.0	<1.0	<2.0	<1.0	<1.0	<1.0	<5.0
MW-2DR	3/13/2018	DUP	<1.0	<1.0	<1.0	<1.0	<1.0	<1.0	<1.0	<2.0	<2.0	<2.0	<2.0	<1.0	<1.0	<1.0	<1.0	<1.0	<1.0	<1.0	<5.0	NS	<1.0	<10	<1.0	<5.0	<25	<1.0	<1.0	<1.0	<2.0	<1.0	<1.0	<2.0	<1.0	<2.0	<1.0	<1.0	<1.0	<5.0
MW-2DR	3/13/2018		<1.0	<1.0	<1.0	<1.0	<1.0	<1.0	<1.0	<2.0	<2.0	<2.0	<2.0	<1.0	<1.0	<1.0	<1.0	<1.0	<1.0	<1.0	<5.0	NS	<1.0	<10	<1.0	<5.0	<25	<1.0	<1.0	<1.0	<2.0	<1.0	<1.0	<2.0	<1.0	<2.0	<1.0	<1.0	<1.0	<5.0
MW-2DR	6/26/2018		<1.0	<1.0	<1.0	<1.0	<1.0	<1.0	<1.0	<2.0	<2.0	<2.0	<2.0	<1.0	<1.0	<1.0	<1.0	<1.0	<1.0	<1.0	<5.0	NS	<1.0	<10	<1.0	<5.0	<25	<1.0	<1.0	<1.0	<2.0	<1.0	<1.0	<2.0	<1.0	<2.0	<1.0	<1.0	<1.0	<5.0
MW-2DR	10/17/2018		<1.0	<1.0	<1.0	<1.0	<1.0	<1.0	<1.0	<2.0	<2.0	<2.0	<2.0	<1.0	<1.0	<1.0	<1.0	<1.0	<1.0	<1.0	<5.0	NS	<1.0	<10	<1.0	<5.0	<25	<1.0	<1.0	<1.0	<2.0	<1.0	<1.0	<2.0	<1.0	<2.0	<1.0	<1.0	<1.0	<5.0
MW-2DR	1/22/2019		<1.0	<1.0	<1.0	<1.0	<1.0	<1.0	<1.0	<2.0	<2.0	<2.0	<2.0	<1.0	<1.0	<1.0	<1.0	<1.0	<1.0	<1.0	<5.0	NS	<1.0	<10	<1.0	<5.0	<25	<1.0	<1.0	<1.0	<2.0	<1.0	<1.0	<2.0	<1.0	<2.0	<1.0	<1.0	<1.0	<5.0
MW-2DR	4/23/2019		<1.0	<1.0	<1.0	<1.0	<1.0	<1.0	<1.0	<2.0	<2.0	<2.0	<2.0	<1.0	<1.0	<1.0	<1.0	<1.0	<1.0	<1.0	<5.0	NA	<1.0	<10	<1.0	<5.0	<25	<1.0	<1.0	<1.0	<2.0	<1.0	<1.0	<2.0	<1.0	<2.0	<1.0	<1.0	<1.0	<5.0
MW-2DR	7/31/2019		<1.0	<1.0	<1.0	<1.0	<1.0	<1.0	<1.0	<2.0	<2.0	<2.0	<2.0	<1.0	<1.0	<1.0	<1.0	<1.0	<1.0	<1.0	<5.0	NS	<1.0	<10	<1.0	<5.0	<25	<1.0	<1.0	<1.0	<2.0	<1.0	<1.0	<2.0	<1.0	<2.0	<1.0	<1.0	<1.0	<5.0
MW-2DR	10/30/2019		<1.0	<1.0	<1.0	<1.0	<1.0	<1.0	<1.0	<2.0	<2.0	<2.0	<2.0	<1.0	<1.0	<1.0	<1.0	<1.0	<1.0	<1.0	<5.0	NS	<1.0	<10	<1.0	<5.0	<25	<1.0	<1.0	<1.0	<2.0	<1.0	<1.0	<2.0	<1.0	<2.0	<1.0	<1.0	<1.0	<5.0
MW-2DR	1/23/2020		<1.0	<1.0	<1.0	<1.0	<1.0	<1.0	<1.0	<2.0	<2.0	<2.0	<2.0	<1.0	<1.0	<1.0	<1.0	<1.0	<1.0	<1.0	<5.0	NA	<1.0	<10	<1.0	<5.0	<25	<1.0	<1.0	<1.0	<2.0	<1.0	<1.0	<2.0	<1.0	<2.0	<1.0	<1.0	<1.0	<5.0
MW-2DR	10/21/2020		<1.0	<1.0	<1.0	<1.0	<1.0	<1.0	<1.0	<2.0	<2.0	<2.0	<2.0	<1.0	<1.0	<1.0	<1.0	<1.0	<1.0	<1.0	<5.0	NA	<1.0	<10	<1.0	<5.0	<25	<1.0	<1.0	<1.0	<2.0	<1.0	<1.0	<2.0	<1.0	<2.0	<1.0	<1.0	<1.0	<5.0
MW-2DR	12/14/2021		<1.0	<1.0	<1.0	<1.0	<1.0	<1.0	<1.0	<2.0	<2.0	<2.0	<2.0	<1.0	<1.0	<1.0	<1.0	<1.0	<1.0	<1.0	<5.0	NS	<1.0	<10	<1.0	<5.0	<25	<1.0	<1.0	<1.0	<2.0	<1.0	<1.0	<2.0	<1.0	<2.0	<1.0	<1.0	<1.0	<5.0
MW-2DR	11/9/2022	DUP	<1.0	<1.0	<1.0	<1.0	<1.0	<1.0	<1.0	<2.0	<2.0	<2.0	<2.0	<1.0	<1.0	<1.0	<1.0	<1.0	<1.0	<1.0	<5.0	NA	<1.0	<10	<1.0	<5.0	<25	<1.0	<1.0	<1.0	<2.0	<1.0	<1.0	<2.0	<1.0	<2.0	<1.0	<1.0	<1.0	<5.0
MW-2DR	11/9/2022		<1.0	<1.0	<1.0	<1.0	<1.0	<1.0	<1.0	<2.0	<2.0	<2.0	<2.0	<1.0	<1.0	<1.0	<1.0	<1.0	<1.0	<1.0	<5.0	NA	<1.0	<10	<1.0	<5.0	<25	<1.0	<1.0	<1.0	<2.0	<1.0	<1.0	<2.0	<1.0	<2.0	<1.0	<1.0	<1.0	<5.0
MW-2DR	11/8/2023		<1.0	<1.0	<1.0	<1.0	<1.0	<1.0	<1.0	<2.0	<2.0	<2.0	<2.0	<1.0	<1.0	<1.0	<1.0	<1.0	<1.0	<1.0	<5.0	NA	<1.0	<10	<1.0	<5.0	<25	<1.0	<1.0	<1.0	<2.0	<1.0	<1.0	<2.0	<1.0	<2.0	<1.0	<1.0	<1.0	<5.0
MW-2DR	12/6/2024		<1.0	<1.0	<1.0	<1.0	<1.0	<1.0	<1.0	<5.0	<1.0	<5.0	<1.0	<1.0	<1.0	<1.0	<1.0	<1.0	<1.0	<1.0	<10	NA	<1.0	<10	<1.0	<10	<10	<1.0	<1.0	<1.0	<2.0	<1.0	<1.0	<5.0	<1.0	<2.0	<1.0	<1.0	<1.0	<5.0
MW-4D	2/21/2003		NS	<0,2	<0,2	<0,3	<0,2	<0,3	NS	NS	NS	NS	NS	<0,2	<0,2	<0,4	<0,1	NS	<0,2	NS	NS	NA	NS	NS	NS	NS	NS	NS	<0,2	NS	<0,3	<0,2	<0,4	<0,2	<0,3	<1,646	NA	NA	NS
MW-4D	6/2/2003		NS	<0,2	<0,3	<0,3	<0,1	<0,3	NS	NS	NS	NS	NS	<0,3	<0,3	<0,2	<0,2	NS	<0,3	NS	NS	NA	NS	NS	NS	NS	NS	NS	<0,4	NS	<0,2	<0,1	<0,2	<0,2	<0,7	<1,647	NA	NA	NS
MW-4D	9/1/2003		NS	<0,2	<0,3	<0,3	<0,1	<0,3	NS	NS	NS	NS	NS	<0,3	<0,3	<0,2	<0,2	NS	<0,3	NS	NS	NA	NS	NS	NS	NS	NS	NS	<0,4	NS	<0,2	<0,1	<0,2	<0,2	<0,7	<1,648	NA	NA	NS
MW-4D	12/2/2003		NS	<0,2	<0,2	<0,3	<0,2	<0,3	NS	NS	NS	NS	NS	<0,2	<0,2	<0,4	<0,1	NS	<0,2	NS	NS	NA	NS	NS	NS	NS	NS	NS	<0,2	NS	<0,3	<0,2	<0,4	<0,2	<0,3	<1,649	NA	NA	NS
MW-4D	3/1/2004		NS	<0,2	<0,2	<0,3	<0,2	<0,3	NS	NS	NS	NS	NS	<0,2	<0,2	<0,4	<0,1	NS	<0,2	NS	NS	NA	NS	NS	NS	NS	NS	NS	<0,2	NS	<0,3	<0,2	<0,4	<0,2	<0,3	<1,650	NA	NA	NS
MW-4D	5/28/2004		NS	<0,2	<0,2	<0,3	<0,2	<0,3	NS	NS	NS	NS	NS	<0,2	<0,2	<0,4	<0,1	NS	<0,2	NS	NS	NA	NS	NS	NS	NS	NS	NS	<0,2	NS	<0,3	<0,2	<0,4	<0,2	<0,3	<1,651	NA	NA	NS
MW-4D	8/31/2004		NS	<0,2	<0,2	<0,3	<0,2	<0,3	NS	NS	NS	NS	NS	<0,2	<0,2	<0,4	<0,1	NS	<0,2	NS	NS	NA	NS	NS	NS	NS	NS	NS	<0,2	NS	<0,3	<0,2	<0,4	<0,2	<0,3	<1,652	NA	NA	NS
MW-4D	12/1/2004	DUP	NS	<0,2	<0,2	<0,3	<0,2	<0,3	NS	NS	NS	NS	NS	<0,2	<0,2	<0,4	<0,1	NS	<0,2	NS	NS	NA	NS	NS	NS	NS	NS	NS	<0,2	NS	<0,3	<0,2	<0,4	<0,2	<0,3	<1,654	NA	NA	NS
MW-4D	12/1/2004		NS	<0,2	<0,2	<0,3	<0,2	<0,3	NS	NS	NS	NS	NS	<0,2	<0,2	<0,4	<0,1	NS	<0,2	NS	NS	NA	NS	NS	NS	NS	NS	NS	<0,2	NS	<0,3	<0,2	<0,4	<0,2	<0,3	<1,653	NA	NA	NS
MW-4D	2/28/2005		NS	<0,3	<0,2	<0,3	<0,2	<0,3	NS	NS	NS	NS	NS	<0,2	<0,2	<0,4	<0,1	NS	<0,2	NS	NS	NA	NS	NS	NS	NS	NS	NS	<0,2	NS	<0,3	<0,2	<0,4	<0,2	<0,3	<1,655	NA	NA	NS
MW-4D	5/27/2005		NS	<0,3	<0,2	<0,3	<0,2	<0,3	NS	NS	NS	NS	NS	<0,2	<0,2	<0,4	<0,1	NS	<0,2	NS	NS	NA	NS	NS	NS	NS	NS	NS	<0,2	NS	<0,3	<0,2	<0,4	<0,2	<0,3	<1,656	NA	NA	NS
MW-4D	9/1/2005		NS	<0,3	<0,2	<0,3	<0,2	<0,3	NS	NS	NS	NS	NS	<0,2	<0,2	<0,4	<0,1	NS	<0,2	NS	NS	NA	NS	NS	NS	NS	NS	NS	<0,2	NS	<0,3	<0,2	<0,4	<0,2	<0,3	<1,657	NA	NA	NS
MW-4D	12/1/2005		NS	<0,3	<0,2	<0,3	<0,2	<0,3	NS	NS	NS	NS	NS	<0,2	<0,2	<0,4	<0,1	NS	<0,2	NS	NS	NA	NS	NS	NS	NS	NS	NS	<0,2	NS	<0,3	<0,2	<0,4	<0,2	<0,3	<1,658	NA	NA	NS
MW-4D	2/28/2006		NS	<0,3	<0,2	<0,3	<0,2	0,5	NS	NS	NS	NS	NS	<0,2	<0,1	<0,4	<0,2	NS	<0,1	NS	NS	NA	NS	NS	NS	NS	NS	NS	<0,2	NS	<0,3	<0,2	<0,3	<0,2	<0,3	<1,659	NA	NA	NS
MW-4D	5/30/2006	DUP	NS	<0,3	<0,2	<0,3	<0,2	<0,2	NS	NS	NS	NS	NS	<0,2	<0,1	<0,4	<0,2	NS	<0,1	NS	NS	NA	NS	NS	NS	NS	NS	NS	<0,2	NS	<0,3	<0,2	<0,3	1,3	<0,3	<1,661	NA	NA	NS
MW-4D	5/30/2006		NS	<0,3	<0,2	<0,3	<0,2	<0,2	NS	NS	NS	NS	NS	<0,2	<0,1	<0,4	<0,2	NS	<0,1	NS	NS	NA	NS	NS	NS	NS	NS	NS	<0,2	NS	<0,3	<0,2	<0,3	<0,2	<0,3	<1,660	NA	NA	NS
MW-4D	7/20/2006		NS	<0,3	<0,2	<0,3	<0,2	<0,2	NS	<0,2	NS	NS	NS	<0,2	<0,1	<0,4	<0,2	NS	<0,1	NS	<2,0	NA	<0,1	<0,6	NS	<2,0	<2,0	NS	<0,3	<0,2	<0,9	<0,3	<0,2	<0,3	<0,2	<0,3	<1,662	NA	NA	NS
MW-4D	3/1/2007		NS	<0,3	<0,2	<0,3	<0,2	<0,2	NS	NS	NS	NS	NS	<0,2	<0,1	<0,4	<0,2	NS	<0,1	NS	NS	NA	NS	NS	NS	NS	NS	NS	<0,2	NS	<0,3	<0,2	<0,3	<0,2	<0,3	<1,663	NA	NA	NS
MW-4D	6/1/2007		NS	<0,3	<0,2	<0,3	<0,2	<0,2	NS	NS	NS	NS	NS	<0,2	<0,1	<0,4	<0,2	NS	<0,1	NS	NS	NA	NS	NS	NS	NS	NS	NS	<0,2	NS	<0,3	<0,2	<0,3	0,7	<0,3	<1,664	NA	NA	NS
MW-4D	8/30/2007		NS	<0,3	NS	NS	<0,2	<0,2	NS	NS	NS	NS	NS	NS	<0,1	NS	NS	NS	NS	NS	NS	NS	NA	NS	NS	NS	NS	NS	NS	NS	NS	NS	NS	<0,3	NS	<0,3	<1,665	NA	NA	NS
MW-4D	12/20/2007		NS	<0,3	<0,1	<0,4	<0,5	<0,4	NS	NS	NS	NS	NS	<0,3	<0,2	<0,4	<0,3	NS	<0,2	NS	NS	NA	NS	NS	NS	NS	NS	NS	<0,3	NS	<0,5	<0,2	<0,9	<0,3	<0,4	<1,666	NA	NA	NS
MW-4D	3/18/2008		NS	0,43	<0,14	<0,35	<0,45	<0,36	NS	NS	NS	NS	NS	<0,30	<0,19	<0,44	<0,25	NS	<0,18	NS	NS	NA	NS	NS	NS	NS	NS	NS	<0,29	NS	<0,53	<0,21	<0,85	<0,34	<0,36	<1,667	NA	NA	NS
MW-4D	6/20/2008		NS	<0,34	<0,14	<0,35	<0,45	<0,36	NS	NS	NS	NS	NS	<0,30	<0,19	<0,44	<0,25	NS	<0,18	NS	NS	NA	NS	NS	NS	NS	NS	NS	<0,29	NS	<0,53	<0,21	<0,85	<0,34	<0,36	<1,668	NA	NA	NS
MW-4D	9/23/2008		NS	<0,37	<0,21	<0,40	<0,37	<0,34	NS	NS	NS	NS	NS	<0,08	<0,43	<0,52	<0,23	NS	<0,20	NS	NS	NA	NS	NS	NS	NS	NS	NS	<0,12	NS	<0,45	<0,24	<0,36	<0,43	<0,39	<1,669	NA	NA	NS
MW-4D	12/15/2008		NS	<0,37	<0,21	<0,40	<0,37	<0,34	NS	NS	NS	NS	NS	<0,12	<0,43	<0,52	<0,23	NS	<0,20	NS	NS	NA	NS	NS	NS	NS	NS	NS	<0,28	<0,08	NS	<0,45	<0,24	<0,36	<0,43	<0,39	<1,670	NA	NA	NS
MW-4D	3/30/2009		NS	<0,27	<0,33	<0,37	<0,33	<0,24	NS	NS	NS	NS	NS	<0,27	<0,65	<0,2	<0,3	NS	<0,38	NS	NS	NA	NS	NS	NS	NS	NS	NS	NS	<0,37	NS	<0,38	<0,27	<0,3	<0,2	<0,34	<1,671	NA	NA	NS
MW-4D	7/10/2009		NS	<0,4	<0,23	<0,34	<0,45	<0,5	NS	NS	NS	NS	NS	<0,32	<0,34	<0,34	<0,34	NS	<0,41	NS	NS	NA	NS	NS	NS	NS	NS	NS	NS	<0,31	NS	<0,51	<0,37	<0,66	<0,37	<0,53	<1,672	NA	NA	NS
MW-4D	9/30/2009		NS	<0,27	<0,33	<0,37	<0,33	<0,24	NS	NS	NS	NS	NS	<0,27	<0,65	<0,20	<0,30	NS	<0,38	NS	NS	NA	NS	NS	NS	NS	NS	NS	NS	<0,37	NS	<0,38	<0,27	<0,30	<0,20	<0,34	<1,673	NA	NA	NS
MW-4D	12/31/2009		NS	<0,20	<0,32	<0,40	<0,30	<0,21	NS	NS	NS	NS	NS	<0,24	<0,28	<0,30	<0,27	NS	<0,23	NS	NS	NA	NS	NS	NS	NS	NS	NS	NS	<0,20	NS	<0,20	<0,24	<0,31	<0,21	<0,31	<1,674	NA	NA	NS
MW-4D	3/6/2010		NS	<0,15	<0,085	<0,068	<0,050	<0,15	NS	NS	NS	NS	NS	<0,052	<0,082	<0,098	<0,092	NS	<0,10	NS	NS	NA	NS	NS	NS	NS	NS	NS	NS	<0,10	NS	<0,082	<0,069	<0,18	<0,083	<0,050	<1,675	NA	NA	NS
MW-4D	5/29/2010	DUP	NS	<0,4	<0,23	<0,34	<0,45	<0,59	NS	NS	NS	NS	NS	<0,32	<0,34	<0,34	<0,34	NS	<0,41	NS	NS	NA	NS	NS	NS	NS	NS	NS	NS	<0,31	NS	<0,51	<0,37	<0,66	<0,37	<0,53	<1,677	NA	NA	NS
MW-4D	5/29/2010		NS	<0,4	<0,23	<0,34	<0,45	<0,5	NS	NS	NS	NS	NS	<0,32	<0,34	<0,34	<0,34	NS	<0,41	NS	NS	NA	NS	NS	NS	NS	NS	NS	NS	<0,31	NS	<0,51	<0,37	<0,66	<0,37	<0,53	<1,676	NA	NA	NS
MW-4D	8/4/2010		NS	<0,22	<0,29	<0,29	<0,22	<0,29	NS	NS	NS	NS	NS	<0,26	<0,33	<0,27	<0,29	NS	<0,22	NS	NS	NA	NS	NS	NS	NS	NS	NS	NS	<0,28	NS	<0,34	<0,2	<0,51	<0,25	<0,5	<1,678	NA	NA	NS
MW-4D	10/15/2010		NS	<0,22	<0,29	<0,29	<0,22	<0,29	NS	NS	NS	NS	NS	<0,26	<0,33	<0,27	<0,29	NS	<0,22	NS	NS	NA	NS	NS	NS	NS	NS	NS	NS	<0,28	NS	<0,34	<0,2	<0,51	<0,25	<0,5	<1,679	NA	NA	NS
MW-4D	2/28/2011		NS	<0,20	<0,23	<0,22	<0,25	<0,23	NS	NS	NS	NS	NS	<0,25	<0,20	<0,25	<0,20	NS	<0,23	NS	NS	NA	NS	NS	NS	NS	NS	NS	NS	<0,20	NS	<0,25	<0,20	<0,50	<0,22	<0,50	<1,680	NA	NA	NS
MW-4D	5/27/2011		NS	<0,20	<0,23	<0,22	<0,25	<0,23	NS	NS	NS	NS	NS	<0,25	<0,20	<0,25	<0,20	NS	<0,23	NS	NS	NA	NS	NS	NS	NS	NS	NS	NS	<0,20	NS	<0,25	<0,20	<0,50	<0,22	<0,50	<1,681	NA	NA	NS
MW-4D	8/24/2011		NS	<0,2	<0,23	<0,22	<0,25	<0,23	NS	NS	NS	NS	NS	<0,25	<0,2	<0,25	<0,2	NS	<0,23	NS	NS	NA	NS	NS	NS	NS	NS	NS	NS	<0,2	NS	<0,25	<0,2	<0,5	<0,22	<0,5	<1,682	NA	NA	NS
MW-4D	11/15/2011		NS	<0,2	<0,23	<0,22	<0,25	<0,23	NS	NS	NS	NS	NS	<0,25	<0,2	<0,25	<0,2	NS	<0,23	NS	NS	NA	NS	NS	NS	NS	NS	NS	NS	<0,2	NS	<0,25	<0,2	<0,5	<0,22	<0,5	<1,683	NA	NA	NS
MW-4D	2/28/2012	DUP	NS	<0,2	<0,23	<0,22	<0,25	<0,23	NS	NS	NS	NS	NS	<0,25	<0,2	<0,25	<0,2	NS	<0,23	NS	NS	NA	NS	NS	NS	NS	NS	NS	NS	<0,2	NS	<0,25	<0,2	<0,5	<0,22	<0,5	<1,685	NA	NA	NS
MW-4D	2/28/2012		NS	<0,2	<0,23	<0,22	<0,25	<0,23	NS	NS	NS	NS	NS	<0,25	<0,2	<0,25	<0,2	NS	<0,23	NS	NS	NA	NS	NS	NS	NS	NS	NS	NS	<0,2	NS	<0,25	<0,2	<0,5	<0,22	<0,5	<1,684	NA	NA	NS
MW-4D	4/23/2012	DUP	NS	<0,2	<0,23	<0,22	<0,25	<0,23	NS	NS	NS	NS	NS	<0,25	<0,2	<0,25	<0,2	NS	<0,23	NS	NS	NA	NS	NS	NS	NS	NS	NS	NS	<0,2	NS	<0,25	<0,2	<0,5	0,37	<0,5	<1,687	NA	NA	NS
MW-4D	4/23/2012		NS	<0,2	<0,23	<0,22	<0,25	<0,23	NS	NS	NS	NS	NS	<0,25	<0,2	<0,25	<0,2	NS	<0,23	NS	NS	NA	NS	NS	NS	NS	NS	NS	NS	<0,2	NS	<0,25	<0,2	<0,5	<0,22	<0,5	<1,686	NA	NA	NS
MW-4D	8/20/2012		NS	0,37	<0,23	<0,22	<0,25	<0,23	NS	NS	NS	NS	NS	<0,25	<0,2	<0,25	<0,2	NS	<0,23	NS	NS	NA	NS	NS	NS	NS	NS	NS	NS	<0,2	NS	<0,25	<0,2	<0,5	<0,22	<0,5	<1,688	NA	NA	NS
MW-4D	11/14/2012		NS	<0,2	<0,24	<0,2	<0,21	<0,2	NS	NS	NS	NS	NS	<0,22	<0,22	<0,26	<0,23	NS	<0,2	NS	NS	NA	NS	NS	NS	NS	NS	NS	NS	<0,2	NS	<0,31	<0,2	<0,5	<0,26	<0,5	<1,689	NA	NA	NS
MW-4D	3/4/2013		NS	<0,2	<0,24	<0,2	<0,21	<0,2	NS	NS	NS	NS	NS	<0,22	<0,22	<0,26	<0,25	NS	<0,2	NS	NS	NA	NS	NS	NS	NS	NS	NS	NS	<0,2	NS	<0,31	<0,2	<0,5	<0,26	<0,5	<1,690	NA	NA	NS
MW-4D	6/12/2013		NS	<0,2	<0,24	<0,2	<0,21	<0,2	NS	NS	NS	NS	NS	<0,22	<0,22	<0,26	<0,25	NS	<0,2	NS	NS	NA	NS	NS	NS	NS	NS	NS	NS	<0,2	NS	<0,31	<0,2	<0,5	<0,26	<0,5	<1,691	NA	NA	NS
MW-4D	8/28/2013		NS	0,42	<0,24	<0,2	<0,21	<0,2	NS	NS	NS	NS	NS	<0,22	<0,22	<0,26	<0,25	NS	<0,2	NS	NS	NA	NS	NS	NS	NS	NS	NS	NS	<0,2	NS	<0,31	<0,2	<0,5	<0,26	<0,5	<1,692	NA	NA	NS
MW-4D	12/10/2013		NS	<0,2	<0,24	<0,2	<0,21	<0,2	NS	NS	NS	NS	NS	<0,22	<0,22	<0,26	<0,25	NS	<0,2	NS	NS	NA	NS	NS	NS	NS	NS	NS	NS	<0,2	NS	<0,31	<0,2	<0,5	<0,26	<0,5	<1,693	NA	NA	NS
MW-4D	3/18/2014		NS	<0,34	<0,27	<0,32	2,1	1,2	NS	NS	NS	NS	NS	<0,29	<0,24	<0,36	<0,20	NS	<0,2	NS	NS	NA	NS	NS	NS	NS	NS	NS	NS	<0,26	NS	<0,40	<0,24	<0,5	<0,31	<0,53	<1,694	NA	NA	NS
MW-4D	6/16/2014		NS	<0,34	<0,27	<0,32	<0,26	<0,25	NS	NS	NS	NS	NS	<0,29	<0,24	<0,36	<0,20	NS	<0,2	NS	NS	NA	NS	NS	NS	NS	NS	NS	NS	<0,26	NS	<0,40	<0,24	<0,5	<0,31	<0,53	<1,695	NA	NA	NS
MW-4D	12/7/2014	DUP	NS	<1,0	<0,50	<1,0	<1,0	<1,0	NS	<5,0	NS	NS	NS	<1,0	<1,0	<2,0	<1,0	NS	<1,0	NS	NA	NA	<5,0	NA	NS	NA	NA	NS	<5,0	<1,0	NA	<1,0	<1,0	<2,0	<1,0	<2,0	<1,697	NA	NA	NS
MW-4D	12/7/2014		NS	<1,0	<0,50	<1,0	<1,0	<1,0	NS	<5,0	NS	NS	NS	<1,0	<1,0	<2,0	<1,0	NS	<1,0	NS	NA	NA	<5,0	NA	NS	NA	NA	NS	<5,0	<1,0	NA	<1,0	<1,0	<2,0	<1,0	<2,0	<1,696	NA	NA	NS
MW-4D	3/11/2015		NS	<1,0	<1,0	<1,0	<1,0	<1,0	NS	NS	NS	NS	NS	<1,0	<1,0	<1,0	<1,0	NS	<1,0	NS	NS	NA	NS	NS	NS	NS	NS	NS	NS	<1,0	NS	<1,0	<1,0	<2,0	<1,0	<2,0	<1,698	NA	NA	NS
MW-4D	6/2/2015		NS	<1,0	<1,0	<1,0	<1,0	<1,0	NS	NS	NS	NS	NS	<1,0	<1,0	<1,0	<1,0	NS	<1,0	NS	NS	<5,0	NS	NS	NS	NS	NS	NS	NS	<1,0	NS	<1,0	<1,0	<2,0	<1,0	<2,0	<1,699	<1,0	<1,0	NS
MW-4D	8/13/2015		NS	<1,0	<1,0	<1,0	<1,0	<1,0	NS	NS	NS	NS	NS	<1,0	<1,0	<1,0	<1,0	NS	<1,0	NS	NS	<5,0	NS	NS	NS	NS	NS	NS	NS	<1,0	NS	<1,0	<1,0	<2,0	<1,0	<2,0	<1,700	<1,0	<1,0	NS
MW-4D	12/17/2015		NS	<1,0	<1,0	<1,0	<1,0	<1,0	NS	NS	NS	NS	NS	<1,0	<1,0	<1,0	<1,0	NS	<1,0	NS	NS	<5,0	NS	NS	NS	NS	NS	NS	<1,0	<1,0	NS	<1,0	<1,0	<2,0	<1,0	<2,0	<1,701	<1,0	<1,0	NS
MW-4D	3/17/2016		NS	<1,0	<1,0	<1,0	<1,0	<1,0	NS	NS	NS	NS	NS	<1,0	<1,0	<1,0	<1,0	NS	<1,0	NS	NS	<5,0	NS	NS	NS	NS	NS	NS	NS	<1,0	NS	<1,0	<1,0	<2,0	<1,0	<2,0	<1,702	<1,0	<1,0	NS
MW-4D	6/15/2016		<1.0	<1,0	<1.0	<1.0	<1.0	<1.0	<1.0	<2.0	<2.0	<2.0	<2.0	<1.0	<1.0	<1.0	<1.0	<1.0	<1.0	<1.0	<5.0	NS	<1.0	<10	<1.0	<5.

Appendix A
Groundwater Analytical Results - February 2003 - December 2024 (µg/L)
Perma-Fix of South Georgia Inc., Valdosta, GA

			Chlorinated and Non-Chlorinated VOCs																																
Sample Location	Sample Date	QA/QC Reference	1,1,1,2-Tetrachloroethane	1,1,1-Trichloroethane	1,1,2,2-Tetrachloroethane	1,1,2-Trichloroethane	1,1-Dichloroethane	1,1-Dichloroethene	1,1-Dichloropropene	1,2,3-Trichlorobenzene	1,2,3-Trichloropropane	1,2,4-Trichlorobenzene	1,2-Dibromoethane (EDB) (Ethylene dibromide)	1,2-Dichlorobenzene	1,2-Dichloroethane	1,2-Dichloropropane	1,3-Dichlorobenzene	1,3-Dichloropropane	1,4-Dichlorobenzene (para dichlorobenzene)	2,2-Dichloropropane	2-Butanone (MEK)	2-Chloroethyl Vinyl Ether	2-Chlorotoluene	2-Hexanone	4-Chlorotoluene	4-Methyl-2-Pentanone (MIBK)	Acetone	Bromobenzene	Bromochloromethane (Chlorobromomethane)	Bromodichloromethane (dichlorobromomethane, dichloromethybromide)	Carbon Disulfide	Carbon Tetrachloride	Chlorobenzene	Chloroethane	Chloroform	Chloromethane	Cis-1,2-Dichloroethene	Cis-1,3-Dichloropropene	Dibromochloromethane (Chlorodibromomethane)	Dibromochloropropane (DBCP) (1,2-Dibromo-3-Chloropropane)
GW Standard			1 [b]	200 [a]	1 [b]	5 [a]	1 [b]	7 [a]	1 [b]	1 [a]	1 [b]	70 [a]	0,05 [a]	600 [a]	5 [a]	5 [a]	1 [b]	1 [b]	75 [a]	1 [b]	10 [b]	--	1 [b]	10 [b]	1 b	10 [b]	10 [b]	1 [b]	1 [b]	80 [a]	2 [b]	5 [a]	100 [a]	5 [b]	80 [a]	1 [b]	70 [a]	1 [b]	80 [a]	0,2 [a]
MW-4D	1/10/2018	DUP	<1.0	<1.0	<1.0	<1.0	<1.0	<1.0	<1.0	<2.0	<2.0	<2.0	<2.0	<1.0	<1.0	<1.0	<1.0	<1.0	<1.0	<1.0	<5.0	NS	<1.0	<10	<1.0	<5.0	<25	<1.0	<1.0	<1.0	<2.0	<1.0	<1.0	<2.0	<1.0	<2.0	<1.0	<1.0	<1.0	<5.0
MW-4D	1/10/2018		<1.0	<1.0	<1.0	<1.0	<1.0	<1.0	<1.0	<2.0	<2.0	<2.0	<2.0	<1.0	<1.0	<1.0	<1.0	<1.0	<1.0	<1.0	<5.0	NS	<1.0	<10	<1.0	<5.0	<25	<1.0	<1.0	<1.0	<2.0	<1.0	<1.0	<2.0	<1.0	<2.0	<1.0	<1.0	<1.0	<5.0
MW-4D	3/14/2018		<1.0	<1.0	<1.0	<1.0	<1.0	<1.0	<1.0	<2.0	<2.0	<2.0	<2.0	<1.0	<1.0	<1.0	<1.0	<1.0	<1.0	<1.0	<5.0	NS	<1.0	<10	<1.0	<5.0	<25	<1.0	<1.0	<1.0	<2.0	<1.0	<1.0	<2.0	<1.0	<2.0	<1.0	<1.0	<1.0	<5.0
MW-4D	6/27/2018		<1.0	<1.0	<1.0	<1.0	<1.0	<1.0	<1.0	<2.0	<2.0	<2.0	<2.0	<1.0	<1.0	<1.0	<1.0	<1.0	<1.0	<1.0	<5.0	NS	<1.0	<10	<1.0	<5.0	<25	<1.0	<1.0	<1.0	<2.0	<1.0	<1.0	<2.0	<1.0	<2.0	<1.0	<1.0	<1.0	<5.0
MW-4D	10/18/2018		<1.0	<1.0	<1.0	<1.0	<1.0	<1.0	<1.0	<2.0	<2.0	<2.0	<2.0	<1.0	<1.0	<1.0	<1.0	<1.0	<1.0	<1.0	<5.0	NS	<1.0	<10	<1.0	<5.0	<25	<1.0	<1.0	<1.0	<2.0	<1.0	<1.0	<2.0	<1.0	<2.0	<1.0	<1.0	<1.0	<5.0
MW-4D	1/23/2019		<1.0	<1.0	<1.0	<1.0	<1.0	<1.0	<1.0	<2.0	<2.0	<2.0	<2.0	<1.0	<1.0	<1.0	<1.0	<1.0	<1.0	<1.0	<5.0	NS	<1.0	<10	<1.0	<5.0	<25	<1.0	<1.0	<1.0	<2.0	<1.0	<1.0	<2.0	<1.0	<2.0	<1.0	<1.0	<1.0	<5.0
MW-4D	4/24/2019		<1.0	<1.0	<1.0	<1.0	<1.0	<1.0	<1.0	<2.0	<2.0	<2.0	<2.0	<1.0	<1.0	<1.0	<1.0	<1.0	<1.0	<1.0	<5.0	NA	<1.0	<10	<1.0	<5.0	<25	<1.0	<1.0	<1.0	<2.0	<1.0	<1.0	<2.0	<1.0	<2.0	<1.0	<1.0	<1.0	<5.0
MW-4D	7/31/2019		<1.0	<1.0	<1.0	<1.0	<1.0	<1.0	<1.0	<2.0	<2.0	<2.0	<2.0	<1.0	<1.0	<1.0	<1.0	<1.0	<1.0	<1.0	<5.0	NS	<1.0	<10	<1.0	<5.0	<25	<1.0	<1.0	<1.0	<2.0	<1.0	<1.0	<2.0	<1.0	<2.0	<1.0	<1.0	<1.0	<5.0
MW-4D	10/30/2019		<1.0	<1.0	<1.0	<1.0	<1.0	<1.0	<1.0	<2.0	<2.0	<2.0	<2.0	<1.0	<1.0	<1.0	<1.0	<1.0	<1.0	<1.0	<5.0	NS	<1.0	<10	<1.0	<5.0	<25	<1.0	<1.0	<1.0	<2.0	<1.0	<1.0	<2.0	<1.0	<2.0	<1.0	<1.0	<1.0	<5.0
MW-4D	1/23/2020		<1.0	<1.0	<1.0	<1.0	<1.0	<1.0	<1.0	<2.0	<2.0	<2.0	<2.0	<1.0	<1.0	<1.0	<1.0	<1.0	<1.0	<1.0	<5.0	NA	<1.0	<10	<1.0	<5.0	<25	<1.0	<1.0	<1.0	<2.0	<1.0	<1.0	<2.0	<1.0	<2.0	<1.0	<1.0	<1.0	<5.0
MW-4D	10/22/2020		<1.0	<1.0	<1.0	<1.0	<1.0	<1.0	<1.0	<2.0	<2.0	<2.0	<2.0	<1.0	<1.0	<1.0	<1.0	<1.0	<1.0	<1.0	<5.0	NS	<1.0	<10	<1.0	<5.0	<25	<1.0	<1.0	<1.0	<2.0	<1.0	<1.0	<2.0	<1.0	<2.0	<1.0	<1.0	<1.0	<5.0
MW-4D	12/15/2021		<1.0	<1.0	<1.0	<1.0	<1.0	<1.0	<1.0	<2.0	<2.0	<2.0	<2.0	<1.0	<1.0	<1.0	<1.0	<1.0	<1.0	<1.0	<5.0	NS	<1.0	<10	<1.0	<5.0	<25	<1.0	<1.0	<1.0	<2.0	<1.0	<1.0	<2.0	<1.0	<2.0	<1.0	<1.0	<1.0	<5.0
MW-4D	11/9/2022		<1.0	<1.0	<1.0	<1.0	<1.0	<1.0	<1.0	<2.0	NA	<2.0	<2.0	<1.0	<1.0	<1.0	<1.0	<1.0	<1.0	<1.0	NA	NA	NA	<10	NA	<5.0	<25	<1.0	<1.0	<1.0	<2.0	<1.0	<1.0	<2.0	<1.0	<2.0	<1.0	<1.0	<1.0	<5.0
MW-4D	11/9/2023		<1.0	<1.0	<1.0	<1.0	<1.0	<1.0	<1.0	<2.0	NA	<2.0	<2.0	<1.0	<1.0	<1.0	<1.0	<1.0	<1.0	<1.0	<5.0	NA	NA	<10	NA	<5.0	<25	<1.0	<1.0	<1.0	<2.0	<1.0	<1.0	<2.0	<1.0	<2.0	<1.0	<1.0	<1.0	<5.0
MW-4D	12/9/2024		<1,0	<1,0	<1,0	<1,0	<1,0	<1,0	<1,0	<5,0	<1,0	<5,0	<1,0	<1,0	<1,0	<1,0	<1,0	<1,0	<1,0	<1,0	<10	NA	<1,0	<10	<1,0	<10	<10	<1,0	<1,0	<1,0	<2,0	<1,0	<1,0	<5,0	<1,0	<1,0	<1,0	<1,0	<1,0	<5,0
MW-5D	7/20/2006		NS	<0,3	<0,2	<0,3	<0,2	<0,2	NS	<0,2	NS	NS	NS	<0,2	<0,1	<0,4	<0,2	NS	<0,1	NS	<2,0	NA	<0,1	<0,6	NS	<2,0	<2,0	NS	<0,3	<0,2	<0,9	<0,3	<0,2	<0,3	<0,2	<0,3	<1,706	NA	NA	NS
MW-5D	8/30/2007		NS	<0,3	NS	NS	<0,2	0,7	NS	NS	NS	NS	NS	NS	<0,1	NS	NS	NS	NS	NS	NS	NA	NS	NS	NS	NS	NS	NS	NS	NS	NS	NS	<0,3	NS	NS	<1,707	NA	NA	NS
MW-5D	12/20/2007		NS	<0,3	<0,1	<0,4	<0,5	<0,4	NS	NS	NS	NS	NS	<0,3	<0,2	<0,4	<0,3	NS	<0,2	NS	NS	NA	NS	NS	NS	NS	NS	NS	NS	<0,3	NS	<0,5	<0,2	<0,9	<0,3	<0,4	<1,708	NA	NA	NS
MW-5D	3/18/2008		NS	<0,34	<0,14	<0,35	<0,45	<0,36	NS	NS	NS	NS	NS	<0,30	<0,19	<0,44	<0,25	NS	<0,18	NS	NS	NA	NS	NS	NS	NS	NS	NS	NS	<0,29	NS	<0,53	<0,21	<0,85	<0,34	<0,36	<1,709	NA	NA	NS
MW-5D	6/20/2008		NS	<0,34	<0,14	<0,35	<0,45	<0,36	NS	NS	NS	NS	NS	<0,30	<0,19	<0,44	<0,25	NS	<0,18	NS	NS	NA	NS	NS	NS	NS	NS	NS	NS	<0,29	NS	<0,53	<0,21	<0,85	<0,34	<0,36	<1,710	NA	NA	NS
MW-5D	9/23/2008		NS	<0,37	<0,21	<0,40	<0,37	<0,34	NS	NS	NS	NS	NS	<0,08	<0,43	<0,52	<0,23	NS	<0,20	NS	NS	NA	NS	NS	NS	NS	NS	NS	NS	<0,12	NS	<0,45	<0,24	<0,36	<0,43	<0,39	<1,711	NA	NA	NS
MW-5D	12/15/2008		NS	1,8	<0,21	<0,40	<0,37	<0,34	NS	NS	NS	NS	NS	<0,12	<0,43	<0,52	<0,23	NS	<0,20	NS	NS	NA	NS	NS	NS	NS	NS	NS	<0,28	<0,08	NS	<0,45	<0,24	<0,36	<0,43	<0,39	<1,712	NA	NA	NS
MW-5D	3/30/2009		NS	<0,27	<0,33	<0,37	<0,33	<0,24	NS	NS	NS	NS	NS	<0,27	<0,65	<0,2	<0,3	NS	<0,38	NS	NS	NA	NS	NS	NS	NS	NS	NS	NS	<0,37	NS	<0,38	<0,27	<0,3	<0,2	<0,34	<1,713	NA	NA	NS
MW-5D	7/10/2009		NS	<0,4	<0,23	<0,34	<0,45	<0,5	NS	NS	NS	NS	NS	<0,32	<0,34	<0,34	<0,34	NS	<0,41	NS	NS	NA	NS	NS	NS	NS	NS	NS	NS	<0,31	NS	<0,51	<0,37	<0,66	<0,37	<0,53	<1,714	NA	NA	NS
MW-5D	9/30/2009		NS	<0,27	<0,33	<0,37	<0,33	<0,24	NS	NS	NS	NS	NS	<0,27	<0,65	<0,20	<0,30	NS	<0,38	NS	NS	NA	NS	NS	NS	NS	NS	NS	NS	<0,37	NS	<0,38	<0,27	<0,30	<0,20	<0,34	<1,715	NA	NA	NS
MW-5D	12/10/2009		NS	<0,35	<0,19	<0,40	<0,35	<0,32	NS	NS	NS	NS	NS	<0,40	<0,44	<0,49	<0,35	NS	<0,26	NS	NS	NA	NS	NS	NS	NS	NS	NS	NS	<0,11	NS	<0,42	<0,23	<0,34	<0,40	<0,40	<1,716	NA	NA	NS
MW-5D	3/6/2010		NS	<0,15	<0,085	<0,068	<0,050	<0,15	NS	NS	NS	NS	NS	<0,052	<0,082	<0,098	<0,092	NS	<0,10	NS	NS	NA	NS	NS	NS	NS	NS	NS	NS	<0,10	NS	<0,082	<0,069	<0,18	<0,083	<0,05	<1,717	NA	NA	NS
MW-5D	5/29/2010		NS	<0,4	<0,23	<0,34	<0,45	<0,5	NS	NS	NS	NS	NS	<0,32	<0,34	<0,34	<0,34	NS	<0,41	NS	NS	NA	NS	NS	NS	NS	NS	NS	NS	<0,31	NS	<0,51	<0,37	<0,66	<0,37	<0,53	<1,718	NA	NA	NS
MW-5D	8/4/2010	DUP	NS	<0,22	<0,29	<0,29	<0,22	<0,29	NS	NS	NS	NS	NS	<0,26	<0,33	<0,27	<0,29	NS	<0,22	NS	NS	NA	NS	NS	NS	NS	NS	NS	NS	<0,28	NS	<0,34	<0,2	<0,51	<0,25	<0,5	<1,720	NA	NA	NS
MW-5D	8/4/2010		NS	<0,22	<0,29	<0,29	<0,22	<0,29	NS	NS	NS	NS	NS	<0,26	<0,33	<0,27	<0,29	NS	<0,22	NS	NS	NA	NS	NS	NS	NS	NS	NS	NS	<0,28	NS	<0,34	<0,2	<0,51	<0,25	<0,5	<1,719	NA	NA	NS
MW-5D	10/15/2010		NS	<0,22	<0,29	<0,29	<0,22	<0,29	NS	NS	NS	NS	NS	<0,26	<0,33	<0,27	<0,29	NS	<0,22	NS	NS	NA	NS	NS	NS	NS	NS	NS	NS	<0,28	NS	<0,34	<0,2	<0,51	<0,25	<0,5	<1,721	NA	NA	NS
MW-5D	2/28/2011		NS	<0,20	<0,23	<0,22	<0,25	<0,23	NS	NS	NS	NS	NS	<0,25	<0,20	<0,25	<0,20	NS	<0,23	NS	NS	NA	NS	NS	NS	NS	NS	NS	NS	<0,20	NS	<0,25	<0,20	<0,50	<0,22	<0,50	<1,722	NA	NA	NS
MW-5D	5/27/2011		NS	<0,20	<0,23	<0,22	<0,25	<0,23	NS	NS	NS	NS	NS	<0,25	<0,20	<0,25	<0,20	NS	<0,23	NS	NS	NA	NS	NS	NS	NS	NS	NS	NS	<0,20	NS	<0,25	<0,20	<0,50	<0,22	<0,50	<1,723	NA	NA	NS
MW-5D	8/24/2011		NS	<0,2	<0,23	<0,22	<0,25	<0,23	NS	NS	NS	NS	NS	<0,25	<0,2	<0,25	<0,2	NS	<0,23	NS	NS	NA	NS	NS	NS	NS	NS	NS	NS	<0,2	NS	<0,25	<0,2	<0,5	0,23	<0,5	<1,724	NA	NA	NS
MW-5D	11/15/2011	DUP	NS	<0,2	<0,23	<0,22	<0,25	<0,23	NS	NS	NS	NS	NS	<0,25	<0,2	<0,25	<0,2	NS	<0,23	NS	NS	NA	NS	NS	NS	NS	NS	NS	NS	<0,2	NS	<0,25	<0,2	<0,5	<0,22	<0,5	<1,726	NA	NA	NS
MW-5D	11/15/2011		NS	<0,2	<0,23	<0,22	<0,25	<0,23	NS	NS	NS	NS	NS	<0,25	<0,2	<0,25	<0,2	NS	<0,23	NS	NS	NA	NS	NS	NS	NS	NS	NS	NS	<0,2	NS	<0,25	<0,2	<0,5	<0,22	<0,5	<1,725	NA	NA	NS
MW-5D	2/28/2012		NS	<0,2	<0,23	<0,22	<0,25	<0,23	NS	NS	NS	NS	NS	<0,25	<0,2	<0,25	<0,2	NS	<0,23	NS	NS	NA	NS	NS	NS	NS	NS	NS	NS	<0,2	NS	<0,25	<0,2	<0,5	<0,22	<0,5	<1,727	NA	NA	NS
MW-5D	4/23/2012		NS	<0,2	<0,23	<0,22	<0,25	<0,23	NS	NS	NS	NS	NS	<0,25	<0,2	<0,25	<0,2	NS	<0,23	NS	NS	NA	NS	NS	NS	NS	NS	NS	NS	<0,2	NS	<0,25	<0,2	<0,5	<0,22	<0,5	<1,728	NA	NA	NS
MW-5D	8/20/2012		NS	<0,2	<0,23	<0,22	<0,25	<0,23	NS	NS	NS	NS	NS	<0,25	<0,2	<0,25	<0,2	NS	<0,23	NS	NS	NA	NS	NS	NS	NS	NS	NS	NS	<0,2	NS	<0,25	<0,2	<0,5	<0,22	<0,5	<1,729	NA	NA	NS
MW-5D	11/14/2012		NS	<0,2	<0,24	<0,2	<0,21	<0,2	NS	NS	NS	NS	NS	<0,22	<0,22	<0,26	<0,25	NS	<0,2	NS	NS	NA	NS	NS	NS	NS	NS	NS	NS	<0,2	NS	<0,31	<0,2	<0,5	<0,26	<0,5	<1,730	NA	NA	NS
MW-5D	3/4/2013		NS	<0,2	<0,24	<0,2	<0,21	<0,2	NS	NS	NS	NS	NS	<0,22	<0,22	<0,26	<0,25	NS	<0,2	NS	NS	NA	NS	NS	NS	NS	NS	NS	NS	<0,2	NS	<0,31	<0,2	<0,5	<0,26	<0,5	<1,731	NA	NA	NS
MW-5D	6/11/2013		NS	<0,2	<0,24	<0,2	<0,21	<0,2	NS	NS	NS	NS	NS	<0,22	<0,22	<0,26	<0,25	NS	<0,2	NS	NS	NA	NS	NS	NS	NS	NS	NS	NS	<0,2	NS	<0,31	<0,2	<0,5	<0,26	<0,5	<1,732	NA	NA	NS
MW-5D	8/29/2013		NS	<0,2	<0,24	<0,2	<0,21	<0,2	NS	NS	NS	NS	NS	<0,22	<0,22	<0,26	<0,25	NS	<0,2	NS	NS	NA	NS	NS	NS	NS	NS	NS	NS	<0,2	NS	<0,31	<0,2	<0,5	<0,26	<0,5	<1,733	NA	NA	NS
MW-5D	12/10/2013		NS	<0,2	<0,24	<0,2	<0,21	<0,2	NS	NS	NS	NS	NS	<0,22	<0,22	<0,26	<0,25	NS	<0,2	NS	NS	NA	NS	NS	NS	NS	NS	NS	NS	<0,2	NS	<0,31	<0,2	<0,5	<0,26	<0,5	<1,734	NA	NA	NS
MW-5D	3/18/2014		NS	<0,34	<0,27	<0,32	<0,26	<0,25	NS	NS	NS	NS	NS	<0,29	<0,24	<0,36	<0,20	NS	<0,2	NS	NS	NA	NS	NS	NS	NS	NS	NS	NS	<0,26	NS	<0,40	<0,24	<0,5	<0,31	<0,53	<1,735	NA	NA	NS
MW-5D	6/16/2014		NS	<0,34	<0,27	<0,32	<0,26	<0,25	NS	NS	NS	NS	NS	<0,29	<0,24	<0,36	<0,20	NS	<0,2	NS	NS	NA	NS	NS	NS	NS	NS	NS	NS	<0,26	NS	<0,40	<0,24	<0,5	<0,31	<0,53	<1,736	NA	NA	NS
MW-5D	12/7/2014		NS	<1,0	<0,50	<1,0	<1,0	<1,0	NS	<5,0	NS	NS	NS	<1,0	<1,0	<2,0	<1,0	NS	<1,0	NS	NA	NA	<5,0	NA	NS	NA	NA	NS	<5,0	<1,0	NA	<1,0	<1,0	<2,0	<1,0	<2,0	<1,737	NA	NA	NS
MW-5D	3/10/2015		NS	<1,0	<1,0	<1,0	<1,0	<1,0	NS	NS	NS	NS	NS	<1,0	<1,0	<1,0	<1,0	NS	<1,0	NS	NS	NA	NS	NS	NS	NS	NS	NS	NS	<1,0	NS	<1,0	<1,0	<2,0	<1,0	<2,0	<1,738	NA	NA	NS
MW-5D	6/2/2015		NS	<1,0	<1,0	<1,0	<1,0	<1,0	NS	NS	NS	NS	NS	<1,0	<1,0	<1,0	<1,0	NS	<1,0	NS	NS	<5,0	NS	NS	NS	NS	NS	NS	NS	<1,0	NS	<1,0	<1,0	<2,0	<1,0	<2,0	<1,739	<1,0	<1,0	NS
MW-5D	8/12/2015		NS	<1,0	<1,0	<1,0	<1,0	<1,0	NS	NS	NS	NS	NS	<1,0	<1,0	<1,0	<1,0	NS	<1,0	NS	NS	<5,0	NS	NS	NS	NS	NS	NS	NS	<1,0	NS	<1,0	<1,0	<2,0	<1,0	<2,0	<1,740	<1,0	<1,0	NS
MW-5D	12/17/2015		NS	<1,0	<1,0	<1,0	<1,0	<1,0	NS	NS	NS	NS	NS	<1,0	<1,0	<1,0	<1,0	NS	<1,0	NS	NS	<5,0	NS	NS	NS	NS	NS	NS	<1,0	<1,0	NS	<1,0	<1,0	<2,0	<1,0	<2,0	<1,741	<1,0	<1,0	NS
MW-5D	3/17/2016		NS	<1,0	<1,0	<1,0	<1,0	<1,0	NS	NS	NS	NS	NS	<1,0	<1,0	<1,0	<1,0	NS	<1,0	NS	NS	<5,0	NS	NS	NS	NS	NS	NS	NS	<1,0	NS	<1,0	<1,0	<2,0	<1,0	<2,0	<1,742	<1,0	<1,0	NS
MW-5D	6/15/2016		<1,0	<1,0	<1,0	<1,0	<1,0	<1,0	<1,0	<2,0	<2,0	<2,0	<2,0	<1,0	<1,0	<1,0	<1,0	<1,0	<1,0	<1,0	<5,0	NS	<1,0	<10	<1,0	<5,0	<25	<1,0	<1,0	<1,0	<2,0	<1,0	<1,0	<2,0	<1,0	<2,0	<1,743	<1,0	<1,0	<5,0
MW-5D	9/22/2016		<1,0	<1,0	<1,0	<1,0	<1,0	<1,0	<1,0	<2,0	<2,0	<2,0	<2,0	<1,0	<1,0	<1,0	<1,0	<1,0	<1,0	<1,0	<5,0	NS	<1,0	<10	<1,0	<5,0	<25	<1,0	<1,0	<1,0	<2,0	<1,0	<1,0	<2,0	<1,0	<2,0	<1,744	<1,0	<1,0	<5,0
MW-5D	1/19/2017		<1,0	<1,0	<1,0	<1,0	<1,0	<1,0	<1,0	<2,0	<2,0	<2,0	<2,0	<1,0	<1,0	<1,0	<1,0	<1,0	<1,0	<1,0	<5,0	NS	<1,0	<10	<1,0	<5,0	<25	<1,0	<1,0	<1,0	<2,0	<1,0	<1,0	<2,0	<1,0	<2,0	<1,745	<1,0	<1,0	<5,0
MW-5D	3/22/2017		<1,0	<1,0	<1,0	<1,0	<1,0	<1,0	<1,0	<2,0	<2,0	<2,0	<2,0	<1,0	<1,0	<1,0	<1,0	<1,0	<1,0	<1,0	<5,0	NS	<1,0	<10	<1,0	<5,0	<25	<1,0	<1,0	<1,0	<2,0	<1,0	<1,0	<2,0	<1,0	<2,0	<1,0	<1,0	<1,0	<5,0
MW-5D	6/30/2017		<1,0	<1,0	<1,0	<1,0	<1,0	<1,0	<1,0	<2,0	<2,0	<2,0	<2,0	<1,0	<1,0	<1,0	<1,0	<1,0	<1,0	<1,0	<5,0	NS	<1,0	<10	<1,0	<5,0	<25	<1,0	<1,0	<1,0	<2,0	<1,0	<1,0	<2,0	<1,0	<2,0	<1,0	<1,0	<1,0	<5,0
MW-5D	9/20/2017		<1,0	<1,0	<1,0	<1,0	<1,0	<1,0	<1,0	<2,0	<2,0	<2,0	<2,0	<1,0	<1,0	<1,0	<1,0	<1,0	<1,0	<1,0	<5,0	NS	<1,0	<10	<1,0	<5,0	<25	<1,0	<1,0	<1,0	<2,0	<1,0	<1,0	<2,0	<1,0	<2,0	<1,0	<1,0	<1,0	<5,0
MW-5D	1/10/2018		<1,0	<1,0	<1,0	<1,0	<1,0	<1,0	<1,0	<2,0	<2,0	<2,0	<2,0	<1,0	<1,0	<1,0	<1,0	<1,0	<1,0	<1,0	<5,0	NS	<1,0	<10	<1,0	<5,0	<25	<1,0	<1,0	<1,0	<2,0	<1,0	<1,0	<2,0	<1,0	<2,0	<1,0	<1,0	<1,0	<5,0
MW-5D	3/13/2018		<1,0	<1,0	<1,0	<1,0	<1,0	<1,0	<1,0	<2,0	<2,0	<2,0	<2,0	<1,0	<1,0	<1,0	<1,0	<1,0	<1,0	<1,0	<5,0	NS	<1,0	<10	<1,0	<5,0	<25	<1,0	<1,0	<1,0	<2,0	<1,0	<1,0	<2,0	<1,0	<2,0	<1,0	<1,0	<1,0	<5,0
MW-5D	6/26/2018		<1,0	<1,0	<1,0	<1,0	<1,0	<1,0	<1,0	<2,0	<2,0	<2,0	<2,0	<1,0	<1,0	<1,0	<1,0	<1,0	<1,0	<1,0	<5,0	NS	<1,0	<10	<1,0	<5,0	<25	<1,0	<1,0	<1,0	<2,0	<1,0	<1,0	<2,0	<1,0	<2,0	<1,0	<1,0	<1,0	<5,0
MW-5D	10/17/2018	DUP	<1,0	<1,0	<1,0	<1,0	<1,0	<1,0	<1,0	<2,0	<2,0	<2,0	<2,0	<1,0	<1,0	<1,0	<1,0	<1,0	<1,0	<1,0	<5,0	NS	<1,0	<10	<1,0	<5,0	<25	<1,0	<1,0	<1,0	<2,0	<1,0	<1,0	<2,0	<1,0	<2,0	<1,0	<1,0	<1,0	<5,0
MW-5D	10/17/2018		<1,0	<1,0	<1,0	<1,0	<1,0	<1,0	<1,0	<2,0	<2,0	<2,0	<2,0	<1,0	<1,0	<1,0	<1,0	<1,0	<1,0	<1,0	<5,0	NS	<1,0	<10	<1,0	<5,0	<25	<1,0	<1,0	<1,0	<2,0	<1,0	<1,0	<2,0	<1,0	<2,0	<1,0	<1,0	<1,0	<5,0
MW-5D	1/23/2019		<1,0	<1,0	<1,0	<1,0	<1,0	<1,0	<1,0	<2,0	<2,0	<2,0	<2,0	<1,0	<1,0	<1,0	<1,0	<1,0	<1,0	<1,0	<5,0	NS	<1,0	<10	<1,0	<5,0	<25	<1,0	<1,0	<1,0	<2,0	<1,0	<1,0	<2,0	<1,0	<2,0	<1,0	<1,0	<1,0	<5,0
MW-5D	1/23/2019	DUP	<1,0	<1,0	<1,0	<1,0	<1,0	<1,0	<1,0	<2,0	<2,0	<2,0	<2,0	<1,0	<1,0	<1,0	<1,0	<1,0	<1,0	<1,0	<5,0	NS	<1,0	<10	<1,0	<5,0	<25	<1,0	<1,0	<1,0	<2,0	<1,0	<1,0	<2,0	<1,0	<2,0	<1,0	<1,0	<1,0	<5,0
MW-5D	4/23/2019	DUP	<1,0	<1,0	<1,0	<1,0	<1,0	<1,0	<1,0	<2,0	<2,0	<2,0	<2,0	<1,0	<1,0	<1,0	<1,0	<1,0	<1,0	<1,0	<5,0	NA	<1,0	<10	<1,0	<5,0	<25	<1,0	<1,0	<1,0	<2,0	<1,0	<1,0	<2,0	<1,0	<2,0	<1,0	<1,0	<1,0	<5,0
MW-5D	4/23/2019		<1,0	<1,0	<1,0	<1,0	<1,0	<1,0	<1,0	<2,0	<2,0	<2,0	<2,0	<1,0	<1,0	<1,0	<1,0	<1,0	<1,0	<1,0	<5,0	NA	<1,0	<10	<1,0	<5,0	<25	<1,0	<1,0	<1,0	<2,0	<1,0	<1,0	<2,0	<1,0	<2,0	<1,0	<1,0	<1,0	<5,0
MW-5D	7/31/2019		<1,0	<1,0	<1,0	<1,0	<1,0	<1,0	<1,0	<2,0	<2,0	<2,0	<2,0	<1,0	<1,0	<1,0	<1,0	<1,0	<1,0	<1,0	<5,0	NS	<1,0	<10	<1,0	<5,0	<25	<1,0	<1,0	<1,0	<2,0	<1,0	<1,0	<2,0	<1,0	<2,0	<1,0	<1,0	<1,0	<5,0
MW-5D	7/31/2019	DUP	<1,0	<1,0	<1,0	<1,0	<1,0	<1,0	<1,0	<2,0	<2,0	<2,0	<2,0	<1,0	<1,0	<1,0	<1,0	<1,0	<1,0	<1,0	<5,0	NS	<1,0	<10	<1,0	<5,0	<25	<1,0	<1,0	<1,0	<2,0	<1,0	<1,0	<2,0	<1,0	<2,0	<1,0	<1,0	<1,0	<5,0
MW-5D	10/30/2019		<1,0	<1,0	<1,0	<1,0	<1,0	<1,0	<1,0	<2,0	<2,0	<2,0	<2,0	<1,0	<1,0	<1,0	<1,0	<1,0	<1,0	<1,0	<5,0	NS	<1,0	<10	<1,0	<5,0	<25	<1,0	<1,0	<1,0	<2,0	<1,0	<1,0	<2,0	<1,0	<2,0	<1,0	<1,0	<2,0	<2,0
MW-5D	1/23/2020		<1,0	<1,0	<1,0	<1,0	<1,0	<1,0	<1,0	<2,0	<2,0	<2,0	<2,0	<1,0	<1,0	<1,0	<1,0	<1,0	<1,0	<1,0	<5,0	NA	<1,0	<10	<1,0	<5,0	<25	<1,0	<1,0	<1,0	<2,0	<1,0	<1,0	<2,0	<1,0	<2,0	<1,0	<1,0

Appendix A
Groundwater Analytical Results - February 2003 - December 2024 (µg/L)
Perma-Fix of South Georgia Inc., Valdosta, GA

			Chlorinated and Non-Chlorinated VOCs																																		
Sample Location	Sample Date	QA/QC Reference	1,1,1,2-Tetrachloroethane	1,1,1-Trichloroethane	1,1,2,2-Tetrachloroethane	1,1,2-Trichloroethane	1,1-Dichloroethane	1,1-Dichloroethene	1,1-Dichloropropene	1,2,3-Trichlorobenzene	1,2,3-Trichloropropane	1,2,4-Trichlorobenzene	1,2-Dibromoethane (EDB) (Ethylene dibromide)	1,2-Dichlorobenzene	1,2-Dichloroethane	1,2-Dichloropropane	1,3-Dichlorobenzene	1,3-Dichloropropane	1,4-Dichlorobenzene (para dichlorobenzene)	2,2-Dichloropropane	2-Butanone (MEK)	2-Chloroethyl Vinyl Ether	2-Chlorotoluene	2-Hexanone	4-Chlorotoluene	4-Methyl-2-Pentanone (MIBK)	Acetone	Bromobenzene	Bromochloromethane (Chlorobromomethane)	Bromodichloromethane (dichlorobromomethane, dichloromethylbromide)	Carbon Disulfide	Carbon Tetrachloride	Chlorobenzene	Chloroethane	Chloroform	Chloromethane	Cis-1,2-Dichloroethene	Cis-1,3-Dichloropropene	Dibromochloromethane (Chlorodibromomethane)	Dibromochloropropane (DBCP) (1,2-Dibromo-3-Chloropropane)
GW Standard			1 [b]	200 [a]	1 [b]	5 [a]	1 [b]	7 [a]	1 [b]	1 [a]	1 [b]	70 [a]	0,05 [a]	600 [a]	5 [a]	5 [a]	1 [b]	1 [b]	75 [a]	1 [b]	10 [b]	--	1 [b]	10 [b]	1 b	10 [b]	10 [b]	1 [b]	1 [b]	80 [a]	2 [b]	5 [a]	100 [a]	5 [b]	80 [a]	1 [b]	70 [a]	1 [b]	80 [a]	0,2 [a]
MW-6D	3/18/2008		NS	<0.34	<0.14	<0.35	<0.45	<0.36	NS	NS	NS	NS	NS	<0.30	<0.19	<0.44	<0.25	NS	<0.18	NS	NS	NA	NS	NS	NS	NS	NS	NS	NS	<0.29	NS	<0.53	<0.21	<0.85	<0.34	<0.36	<1.749	NA	NA	NS
MW-6D	6/20/2008		NS	<0.34	<0.14	<0.35	<0.45	<0.36	NS	NS	NS	NS	NS	<0.30	<0.19	<0.44	<0.25	NS	<0.18	NS	NS	NA	NS	NS	NS	NS	NS	NS	NS	<0.29	NS	<0.53	<0.21	<0.85	0.35	<0.36	<1.750	NA	NA	NS
MW-6D	9/23/2008		NS	<0.37	<0.21	<0.40	<0.37	<0.34	NS	NS	NS	NS	NS	<0.08	<0.43	<0.52	<0.23	NS	<0.20	NS	NS	NA	NS	NS	NS	NS	NS	NS	NS	<0.12	NS	<0.45	<0.24	<0.36	<0.43	<0.39	<1.751	NA	NA	NS
MW-6D	12/15/2008		NS	<0.37	<0.21	<0.40	<0.37	<0.34	NS	NS	NS	NS	NS	<0.12	<0.43	<0.52	<0.23	NS	<0.20	NS	NS	NA	NS	NS	NS	NS	NS	NS	<0.28	<0.08	NS	<0.45	<0.24	<0.36	<0.43	<0.39	<1.752	NA	NA	NS
MW-6D	3/30/2009		NS	<0.27	<0.33	<0.37	<0.33	<0.24	NS	NS	NS	NS	NS	<0.27	<0.65	<0.2	<0.3	NS	<0.38	NS	NS	NA	NS	NS	NS	NS	NS	NS	NS	<0.37	NS	<0.38	<0.27	<0.3	<0.2	<0.34	<1.753	NA	NA	NS
MW-6D	7/10/2009		NS	<0.4	<0.23	<0.34	<0.45	<0.5	NS	NS	NS	NS	NS	<0.32	<0.34	<0.34	<0.34	NS	<0.41	NS	NS	NA	NS	NS	NS	NS	NS	NS	NS	<0.31	NS	<0.51	<0.37	<0.66	<0.37	<0.53	<1.754	NA	NA	NS
MW-6D	7/10/2009		NS	<0.4	<0.23	<0.34	<0.45	<0,5	NS	NS	NS	NS	NS	<0,32	<0.34	<0,34	<0.34	NS	<0,41	NS	NS	NA	NS	NS	NS	NS	NS	NS	NS	<0,31	NS	<0,51	<0,37	<0,66	<0,37	<0,53	<1,755	NA	NA	NS
MW-6D	9/30/2009		NS	<0,27	<0,33	<0,37	<0,33	<0,24	NS	NS	NS	NS	NS	<0,27	<0.65	<0,20	<0,30	NS	<0,38	NS	NS	NA	NS	NS	NS	NS	NS	NS	NS	<0,37	NS	<0,38	<0,27	<0,30	<0,20	<0,34	<1,756	NA	NA	NS
MW-6D	12/10/2009	DUP	NS	<3,5	<1.9	<4.0	<3,5	<3,2	NS	NS	NS	NS	NS	<4.0	<4,4	<4,9	<3.5	NS	<2,6	NS	NS	NA	NS	NS	NS	NS	NS	NS	NS	<1,1	NS	<4,2	<2,3	<3,4	<4.0	<4,0	<1,758	NA	NA	NS
MW-6D	12/10/2009		NS	<0,35	<0.19	<0.40	<0,35	<0,32	NS	NS	NS	NS	NS	<0.40	<0.44	<0,49	<0,35	NS	0.28	NS	NS	NA	NS	NS	NS	NS	NS	NS	NS	<0,11	NS	<0.42	<0.23	<0,34	<0,40	<0,40	<1.757	NA	NA	NS
MW-6D	3/27/2010		NS	<0,4	<0.23	<0.34	<0.45	<0,5	NS	NS	NS	NS	NS	<0,32	<0,34	<0.34	<0,34	NS	0,43	NS	NS	NA	NS	NS	NS	NS	NS	NS	NS	<0,31	NS	<0,51	<0,37	<0,66	<0,37	<0,53	<1,759	NA	NA	NS
MW-6D	5/29/2010		NS	<0,4	<0.23	<0,34	<0,45	<0,5	NS	NS	NS	NS	NS	<0,32	<0,34	<0,34	<0,34	NS	<0,41	NS	NS	NA	NS	NS	NS	NS	NS	NS	NS	<0,31	NS	<0,51	<0,37	<0,66	<0,37	<0,53	<1,760	NA	NA	NS
MW-6D	8/4/2010		NS	<0,22	<0,29	<0,29	<0,22	<0,29	NS	NS	NS	NS	NS	<0,26	<0,33	<0,27	<0,29	NS	<0,22	NS	NS	NA	NS	NS	NS	NS	NS	NS	NS	<0,28	NS	<0,34	<0,2	<0,51	<0,25	<0,5	<1,761	NA	NA	NS
MW-6D	10/15/2010		NS	<0,22	<0,29	<0,29	<0,22	<0,29	NS	NS	NS	NS	NS	<0,26	<0,33	<0,27	<0,29	NS	<0,22	NS	NS	NA	NS	NS	NS	NS	NS	NS	NS	<0,28	NS	<0,34	<0,2	<0,51	<0,25	<0,5	<1,762	NA	NA	NS
MW-6D	2/28/2011		NS	<0,20	<0,23	<0,22	<0,25	<0,23	NS	NS	NS	NS	NS	<0,25	<0,20	<0,25	<0,20	NS	<0,23	NS	NS	NA	NS	NS	NS	NS	NS	NS	NS	<0,20	NS	<0,25	<0,20	<0,50	<0,22	<0,50	<1,763	NA	NA	NS
MW-6D	5/27/2011	DUP	NS	<0,20	<0,23	<0,22	<0,25	<0,23	NS	NS	NS	NS	NS	<0,25	<0,2	<0,25	<0,20	NS	<0,23	NS	NS	NA	NS	NS	NS	NS	NS	NS	NS	<0,20	NS	<0,25	<0,20	<0,50	0,48	<0,50	<1,765	NA	NA	NS
MW-6D	5/27/2011		NS	<0,20	<0,23	<0,22	<0,25	<0,23	NS	NS	NS	NS	NS	<0,25	<0,2	<0,25	<0,20	NS	<0,23	NS	NS	NA	NS	NS	NS	NS	NS	NS	NS	<0,20	NS	<0,25	<0,20	<0,50	0,32	<0,50	<1,764	NA	NA	NS
MW-6D	8/24/2011		NS	<0,2	<0,23	<0,22	<0,25	<0,23	NS	NS	NS	NS	NS	<0,25	<0,2	<0,25	<0,2	NS	<0,23	NS	NS	NA	NS	NS	NS	NS	NS	NS	NS	<0,2	NS	<0,25	<0,2	<0,5	0,26	<0,5	<1,766	NA	NA	NS
MW-6D	11/15/2011		NS	<0,2	<0,23	<0,22	<0,25	<0,23	NS	NS	NS	NS	NS	<0,25	<0,2	<0,25	<0,2	NS	<0,23	NS	NS	NA	NS	NS	NS	NS	NS	NS	NS	<0,2	NS	<0,25	<0,2	<0,5	<0,22	<0,5	<1,767	NA	NA	NS
MW-6D	2/28/2012		NS	<0,2	<0,23	<0,22	<0,25	<0,23	NS	NS	NS	NS	NS	<0,25	<0,2	<0,25	<0,2	NS	<0,23	NS	NS	NA	NS	NS	NS	NS	NS	NS	NS	<0,2	NS	<0,25	<0,2	<0,5	<0,22	<0,5	<1,768	NA	NA	NS
MW-6D	4/23/2012		NS	<0,2	<0,23	<0,22	<0,25	<0,23	NS	NS	NS	NS	NS	<0,25	<0,2	<0,25	<0,2	NS	<0,23	NS	NS	NA	NS	NS	NS	NS	NS	NS	NS	<0,2	NS	<0,25	<0,2	<0,5	0,39	<0,5	<1,769	NA	NA	NS
MW-6D	8/20/2012		NS	<0,2	<0,23	<0,22	<0,25	<0,23	NS	NS	NS	NS	NS	<0,25	<0,2	<0,25	<0,2	NS	<0,23	NS	NS	NA	NS	NS	NS	NS	NS	NS	NS	<0,2	NS	<0,25	<0,2	<0,5	<0,22	<0,5	<1,770	NA	NA	NS
MW-6D	11/14/2012		NS	<0,2	<0,24	<0,2	<0,21	<0,2	NS	NS	NS	NS	NS	<0,22	<0,22	<0,26	<0,25	NS	<0,2	NS	NS	NA	NS	NS	NS	NS	NS	NS	NS	<0,2	NS	<0,31	<0,2	<0,5	<0,26	<0,5	<1,771	NA	NA	NS
MW-6D	3/4/2013		NS	<0,2	<0,24	<0,2	<0,21	<0,2	NS	NS	NS	NS	NS	<0,22	<0,22	<0,26	<0,25	NS	<0,2	NS	NS	NA	NS	NS	NS	NS	NS	NS	NS	<0,2	NS	<0,31	<0,2	<0,5	<0,26	<0,5	<1,772	NA	NA	NS
MW-6D	6/12/2013		NS	<0,2	<0,24	<0,2	<0,21	<0,2	NS	NS	NS	NS	NS	<0,22	<0,22	<0,26	<0,25	NS	<0,2	NS	NS	NA	NS	NS	NS	NS	NS	NS	NS	<0,2	NS	<0,31	<0,2	<0,5	0,31	<0,5	<1,773	NA	NA	NS
MW-6D	8/28/2013		NS	<0,2	<0,24	<0,2	<0,21	<0,2	NS	NS	NS	NS	NS	<0,22	<0,22	<0,26	<0,25	NS	<0,2	NS	NS	NA	NS	NS	NS	NS	NS	NS	NS	<0,2	NS	<0,31	<0,2	<0,5	0,43	<0,5	<1,774	NA	NA	NS
MW-6D	12/11/2013		NS	<0,2	<0,24	<0,2	<0,21	<0,2	NS	NS	NS	NS	NS	<0,22	<0,22	<0,26	<0,25	NS	<0,2	NS	NS	NA	NS	NS	NS	NS	NS	NS	NS	<0,2	NS	<0,31	<0,2	<0,5	27,9	<0,5	<1,775	NA	NA	NS
MW-6D	3/18/2014		NS	<0,34	<0,27	<0,32	<0,26	<0,25	NS	NS	NS	NS	NS	<0,29	<0,24	<0,36	<0,20	NS	<0,2	NS	NS	NA	NS	NS	NS	NS	NS	NS	NS	<0,26	NS	<0,40	<0,24	<0,5	0,83	<0,53	<1,776	NA	NA	NS
MW-6D	6/16/2014		NS	<0,34	<0,27	<0,32	<0,26	<0,25	NS	NS	NS	NS	NS	<0,29	<0,24	<0,36	<0,20	NS	<0,2	NS	NS	NA	NS	NS	NS	NS	NS	NS	NS	<0,26	NS	<0,40	<0,24	<0,5	1,2	<0,53	<1,777	NA	NA	NS
MW-6D	12/7/2014		NS	<1,0	<0,50	<1,0	<1,0	<1,0	NS	<5,0	NS	NS	NS	<1,0	<1,0	<2,0	<1,0	NS	<1,0	NS	NS	NA	NA	<5,0	NA	NS	NA	NA	NS	<5,0	<1,0	NA	<1,0	<1,0	<2,0	<1,0	<2,0	<1,778	NA	NA	NS
MW-6D	3/11/2015	DUP	NS	<1,0	<1,0	<1,0	<1,0	<1,0	NS	NS	NS	NS	NS	<1,0	<1,0	<1,0	<1,0	NS	<1,0	NS	NS	NA	NS	NS	NS	NS	NS	NS	NS	NS	<1,0	NS	<1,0	<1,0	<2,0	<1,0	<2,0	<1,780	NA	NA	NS
MW-6D	3/11/2015		NS	<1,0	<1,0	<1,0	<1,0	<1,0	NS	NS	NS	NS	NS	<1,0	<1,0	<1,0	<1,0	NS	<1,0	NS	NS	NA	NS	NS	NS	NS	NS	NS	NS	<1,0	NS	<1,0	<1,0	<2,0	<1,0	<2,0	<1,779	NA	NA	NS
MW-6D	6/2/2015		NS	<1,0	<1,0	<1,0	<1,0	<1,0	NS	NS	NS	NS	NS	<1,0	<1,0	<1,0	<1,0	NS	<1,0	NS	NS	<5,0	NS	NS	NS	NS	NS	NS	NS	<1,0	NS	<1,0	<1,0	<2,0	6,3	<2,0	<1,781	<1,0	<1,0	NS
MW-6D	8/13/2015		NS	<1,0	<1,0	<1,0	<1,0	<1,0	NS	NS	NS	NS	NS	<1,0	<1,0	<1,0	<1,0	NS	<1,0	NS	NS	<5,0	NS	NS	NS	NS	NS	NS	NS	<1,0	NS	<1,0	<1,0	<2,0	0,58	<2,0	<1,782	<1,0	<1,0	NS
MW-6D	12/17/2015		NS	<1,0	<1,0	<1,0	<1,0	<1,0	NS	NS	NS	NS	NS	<1,0	<1,0	<1,0	<1,0	NS	<1,0	NS	NS	<5,0	NS	NS	NS	NS	NS	NS	<1,0	<1,0	NS	<1,0	<1,0	<2,0	<1,0	<2,0	<1,783	<1,0	<1,0	NS
MW-6D	3/18/2016		NS	<1,0	<1,0	<1,0	<1,0	<1,0	NS	NS	NS	NS	NS	<1,0	<1,0	<1,0	<1,0	NS	<1,0	NS	NS	<5,0	NS	NS	NS	NS	NS	NS	NS	<1,0	NS	<1,0	<1,0	<2,0	0,32	<2,0	<1,784	<1,0	<1,0	NS
MW-6D	6/15/2016		<1,0	<1,0	<1,0	<1,0	<1,0	<1,0	<1,0	<2,0	<2,0	<2,0	<2,0	<1,0	<1,0	<1,0	<1,0	<1,0	<1,0	<1,0	<1,0	<5,0	NS	<1,0	<10	<1,0	<5,0	<25	<1,0	<1,0	<1,0	<2,0	<1,0	<2,0	2,2	<2,0	<1,785	<1,0	<1,0	<5,0
MW-6D	9/22/2016		<1,0	<1,0	<1,0	<1,0	<1,0	<1,0	<1,0	<2,0	<2,0	<2,0	<2,0	<1,0	<1,0	<1,0	<1,0	<1,0	<1,0	<1,0	<1,0	<5,0	NS	<1,0	<10	<1,0	<5,0	<25	<1,0	<1,0	<1,0	<2,0	<1,0	<2,0	1,4	<2,0	<1,786	<1,0	<1,0	<5,0
MW-6D	1/19/2017		<1,0	<1,0	<1,0	<1,0	<1,0	<1,0	<1,0	<2,0	<2,0	<2,0	<2,0	<1,0	<1,0	<1,0	<1,0	<1,0	<1,0	<1,0	<1,0	<5,0	NS	<1,0	<10	<1,0	<5,0	<25	<1,0	<1,0	<1,0	<2,0	0,81	<2,0	<1,787	<1,0	<1,0	<5,0
MW-6D	3/23/2017		<1,0	<1,0	<1,0	<1,0	<1,0	<1,0	<1,0	<1,0	<2,0	<1,0	<1,0	<1,0	<1,0	<1,0	<1,0	<1,0	<1,0	<1,0	<1,0	<10	NS	<2,0	<5,0	<2,0	<5,0	<10	<1,0	<1,0	<1,0	<2,0	<1,0	<1,0	<1,0	<1,0	<1,0	<1,0	<1,0	<2,0
MW-6D	6/30/2017		<1,0	<1,0	<1,0	<1,0	<1,0	<1,0	<1,0	<2,0	<2,0	<2,0	<2,0	<1,0	<1,0	<1,0	<1,0	<1,0	<1,0	<1,0	<1,0	<5,0	NS	<1,0	<10	<1,0	<5,0	<25	<1,0	<1,0	<1,0	<2,0	0,9	<2,0	<1,0	<1,0	<1,0	<1,0	<1,0	<5,0
MW-6D	9/20/2017	DUP	<1,0	<1,0	<1,0	<1,0	<1,0	<1,0	<1,0	<2,0	<2,0	<2,0	<2,0	<1,0	<1,0	<1,0	<1,0	<1,0	<1,0	<1,0	<1,0	<5,0	NS	<1,0	<10	<1,0	<5,0	<25	<1,0	<1,0	<1,0	<2,0	0,45	<2,0	<1,0	<1,0	<1,0	<1,0	<1,0	<5,0
MW-6D	9/20/2017		<1,0	<1,0	<1,0	<1,0	<1,0	<1,0	<1,0	<2,0	<2,0	<2,0	<2,0	<1,0	<1,0	<1,0	<1,0	<1,0	<1,0	<1,0	<1,0	<5,0	NS	<1,0	<10	<1,0	<5,0	<25	<1,0	<1,0	<1,0	<2,0	0,48	<2,0	<1,0	<1,0	<1,0	<1,0	<1,0	<5,0
MW-6D	1/10/2018		<1,0	<1,0	<1,0	<1,0	<1,0	<1,0	<1,0	<2,0	<2,0	<2,0	<2,0	<1,0	<1,0	<1,0	<1,0	<1,0	<1,0	<1,0	<1,0	<5,0	NS	<1,0	<10	<1,0	<5,0	<25	<1,0	<1,0	<1,0	<2,0	<1,0	<2,0	<1,0	<1,0	<1,0	<1,0	<1,0	<5,0
MW-6D	3/14/2018		<1,0	<1,0	<1,0	<1,0	<1,0	<1,0	<1,0	<2,0	<2,0	<2,0	<2,0	<1,0	<1,0	<1,0	<1,0	<1,0	<1,0	<1,0	<1,0	<5,0	NS	<1,0	<10	<1,0	<5,0	<25	<1,0	<1,0	<1,0	<2,0	<1,0	<2,0	<1,0	<1,0	<1,0	<1,0	<1,0	<5,0
MW-6D	6/27/2018		<1,0	<1,0	<1,0	<1,0	<1,0	<1,0	<1,0	<2,0	<2,0	<2,0	<2,0	<1,0	<1,0	<1,0	<1,0	<1,0	<1,0	<1,0	<1,0	<5,0	NS	<1,0	<10	<1,0	<5,0	<25	<1,0	<1,0	<1,0	<2,0	<1,0	<2,0	<1,0	<1,0	<1,0	<1,0	<1,0	<5,0
MW-6D	10/18/2018		<1,0	<1,0	<1,0	<1,0	<1,0	<1,0	<1,0	<2,0	<2,0	<2,0	<2,0	<1,0	<1,0	<1,0	<1,0	<1,0	<1,0	<1,0	<1,0	<5,0	NS	<1,0	<10	<1,0	<5,0	<25	<1,0	<1,0	<1,0	<2,0	<1,0	<2,0	<1,0	<1,0	<1,0	<1,0	<1,0	<5,0
MW-6D	1/23/2019		<1,0	<1,0	<1,0	<1,0	<1,0	<1,0	<1,0	<2,0	<2,0	<2,0	<2,0	<1,0	<1,0	<1,0	<1,0	<1,0	<1,0	<1,0	<1,0	<5,0	NS	<1,0	<10	<1,0	<5,0	<25	<1,0	<1,0	<1,0	<2,0	<1,0	<2,0	<1,0	<1,0	<1,0	<1,0	<1,0	<5,0
MW-6D	1/23/2019	DUP	<1,0	<1,0	<1,0	<1,0	<1,0	<1,0	<1,0	<2,0	<2,0	<2,0	<2,0	<1,0	<1,0	<1,0	<1,0	<1,0	<1,0	<1,0	<1,0	<5,0	NS	<1,0	<10	<1,0	<5,0	<25	<1,0	<1,0	<1,0	<2,0	<1,0	<2,0	<1,0	<1,0	<1,0	<1,0	<1,0	<5,0
MW-6D	4/24/2019		<1,0	<1,0	<1,0	<1,0	<1,0	<1,0	<1,0	<2,0	<2,0	<2,0	<2,0	<1,0	<1,0	<1,0	<1,0	<1,0	<1,0	<1,0	<1,0	<5,0	NA	<1,0	<10	<1,0	<5,0	<25	<1,0	<1,0	<1,0	<2,0	<1,0	<2,0	<1,0	<1,0	<1,0	<1,0	<1,0	<5,0
MW-6D	7/31/2019		<1,0	<1,0	<1,0	<1,0	<1,0	<1,0	<1,0	<2,0	<2,0	<2,0	<2,0	<1,0	<1,0	<1,0	<1,0	<1,0	<1,0	<1,0	<1,0	<5,0	NS	<1,0	<10	<1,0	<5,0	<25	<1,0	<1,0	<1,0	<2,0	<1,0	<2,0	<1,0	<1,0	<1,0	<1,0	<1,0	<5,0
MW-6D	10/30/2019		<1,0	<1,0	<1,0	<1,0	<1,0	<1,0	<1,0	<2,0	<2,0	<2,0	<2,0	<1,0	<1,0	<1,0	<1,0	<1,0	<1,0	<1,0	<1,1	<5,0	NS	<1,0	<10	<1,0	<5,0	<25	<1,0	<1,0	<1,0	<2,0	0,46	<2,0	<1,0	<1,0	<1,0	<1,0	<1,0	<5,0
MW-6D	1/23/2020		<1,0	<1,0	<1,0	<1,0	<1,0	<1,0	<1,0	<2,0	<2,0	<2,0	<2,0	<1,0	<1,0	<1,0	<1,0	<1,0	<1,0	<1,0	<1,0	<5,0	NA	<1,0	<10	<1,0	<5,0	<25	<1,0	<1,0	<1,0	<2,0	1,4	<2,0	<1,0	<1,0	<1,0	<1,0	<1,0	<5,0
MW-6D	10/22/2020		<1,0	<1,0	<1,0	<1,0	<1,0	<1,0	<1,0	<2,0	<2,0	<2,0	<2,0	<1,0	<1,0	<1,0	<1,0	<1,0	<1,0	<1,0	<1,0	<5,0	NS	<1,0	<10	<1,0	<5,0	<25	<1,0	<1,0	<1,0	<2,0	1,1	<2,0	<1,0	<1,0	<1,0	<1,0	<1,0	<5,0
MW-6D	12/15/2021		<1,0	<1,0	<1,0	<1,0	<1,0	<1,0	<1,0	<2,0	<2,0	<2,0	<2,0	<1,0	<1,0	<1,0	<1,0	<1,0	<1,0	<1,0	<1,0	<5,0	NS	<1,0	<10	<1,0	<5,0	<25	<1,0	<1,0	<1,0	<2,0	<1,0	<2,0	<1,0	<1,0	<1,0	<1,0	<1,0	<5,0
MW-6D	11/9/2022		<1,0	<1,0	<1,0	<1,0	<1,0	<1,0	<1,0	<2,0	<2,0	<2,0	<2,0	<1,0	<1,0	<1,0	<1,0	<1,0	<1,0	<1,0	<1,0	<5,0	NA	<1,0	<10	<1,0	<5,0	<25	<1,0	<1,0	<1,0	<2,0	<1,0	<2,0	<1,0	<1,0	<1,0	<1,0	<1,0	<5,0
MW-6D	12/12/2023		<1,0	1,0	<1,0	<1,0	<1,0	<1,0	<1,0	<2,0	<2,0	<2,0	<2,0	<1,0	<1,0	<1,0	<1,0	<1,0	<1,0	<1,0	<1,0	<5,0	NA	<1,0	<10	<1,0	<5,0	<25	<1,0	<1,0	<1,0	<2,0	<1,0	<2,0	<1,0	<1,0	<1,0	<1,0	<1,0	<5,0
MW-6D	12/9/2024		<1,0	<1,0	<1,0	<1,0	<1,0	<1,0	<1,0	<5,0	<1,0	<5,0	<1,0	<1,0	<1,0	<1,0	<1,0	<1,0	<1,0	<1,0	<1,0	<10	NA	<1,0	<10	<1,0	<10	<10	<1,0	<1,0	<1,0	<5,0	<1,0	<1,0	<1,0	<1,0	<1,0	<1,0	<1,0	<5,0
MW-7D	7/20/2006		NS	<0,3	<0,2	<0,3	<0,2	<0,2	NS	<0,2	NS	NS	NS	<0,2	<0,1	<0,4	<0,2	NS	<0,1	NS	<2,0	NA	<0,1	<0,6	NS	<2,0	<2,0	NS	<0,3	<0,2	<0,9	<0,3	<0,2	<0,3	<0,2	<0,3	<1,788	NA	NA	NS
MW-7D	8/30/2007		NS	<0,3	NS	NS	<0,2	<0,2	NS	NS	NS	NS	NS	NS	<0,1	NS	NS	NS	NS	NS	NS	NA	NS	NS	NS	NS	NS	NS	NS	NS	NS	NS	NS	<0,3	NS	NS	<1,789	NA	NA	NS
MW-7D	12/20/2007		NS	<0,3	<0,1	<0,4	<0,5	<0,4	NS	NS	NS	NS	NS	<0,3	<0,2	<0,4	<0,3	NS	<0,2	NS	NS	NA	NS	NS	NS	NS	NS	NS	NS	<0,3	NS	<0,5	<0,2	<0,9	<0,3	<0,4	<1,790	NA	NA	NS
MW-7D	3/18/2008		NS	0,87	<0,14	<0,35	<0,45	<0,36	NS	NS	NS	NS	NS	<0,30	<0,19	<0,44	<0,25	NS	<0,18	NS	NS	NA	NS	NS	NS	NS	NS	NS	NS	<0,29	NS	<0,53	<0,21	<0,85	<0,34	<0,36	<1,791	NA	NA	NS
MW-7D	6/20/2008		NS	<0,34	<0,14	<0,35	<0,45	<0,36	NS	NS	NS	NS	NS	<0,30	<0,19	<0,44	<0,25	NS	<0,18	NS	NS	NA	NS	NS	NS	NS	NS	NS	NS	<0,29	NS	<0,53	<0,21	<0,85	0,88	<0,36	<1,792	NA	NA	NS
MW-7D	9/16/2008		NS	<0,37	<0,21	<0,40	<0,37	<0,34	NS	NS	NS	NS	NS	<0,08	<0,43	<0,52	<0,23	NS	<0,20	NS	NS	NA	NS	NS	NS	NS	NS	NS	NS	<0,12	NS	<0,45	<0,24	<0,36	<0,43	<0,39	<1,793	NA	NA	NS
MW-7D	12/15/2008		NS	<0,37	<0,21	<0,40	<0,37	<0,34	NS	NS	NS	NS	NS	<0,12	<0,43	<0,52	<0,23	NS	<0,20	NS	NS	NA	NS	NS	NS	NS	NS	NS	<0,28	<0,08	NS	<0,45	<0,24	<0,36	<0,43	<0,39	<1,794	NA	NA	NS
MW-7D	3/30/2009		NS	0,66	<0,33	<0,37	<0,33	<0,24	NS	NS	NS	NS	NS	<0,27	<0.65	<0,2	<0,3	NS	<0,38	NS	NS	NA	NS	NS	NS	NS	NS	NS	NS	<0,37	NS	<0,38	<0,27	<0,3	<0,2	<0,34	<1,795	NA	NA	NS
MW-7D	7/10/2009		NS	<0,4	<0,23	<0,34	<0,45	<0,5	NS	NS	NS	NS	NS	<0,32	<0,34	<0,34	<0,34	NS	<0,41	NS	NS	NA	NS	NS	NS	NS	NS	NS	NS	<0,31	NS	<0,51	<0,37	<0,66	0,7	<0,53	<1,796	NA	NA	NS
MW-7D	9/30/2009	DUP	NS	<0,27	<0,33	<0,37	<0,33	<0,24	NS	NS	NS	NS	NS	<0,27	<0,65	<0,20	<0,30	NS	<0,38	NS	NS	NA	NS	NS	NS	NS	NS	NS	NS	<0,37	NS	<0,38	<0,27	<0,30	<0,20	<0,34	<1,798	NA	NA	NS
MW-7D	9/30/2009		NS	<0,27	<0,33	<0,37	<0,33	<0,24	NS	NS	NS	NS	NS	<0,27	<0,65	<0,20	<0,30	NS	<0,38	NS	NS	NA	NS	NS	NS	NS	NS	NS	NS	<0,37	NS	<0,38	<0,27	<0,30	<0,20	<0,34	<1,797	NA	NA	NS
MW-7D	12/10/2009		NS	1,3	<0,19	<0,40	<0,35	4,5	NS	NS	NS	NS	NS	<0,40	<0,44	<0,49	<0,35	NS	<0,26	NS	NS	NA	NS	NS	NS	NS	NS	NS	NS	<0,11	NS	<0,42	<0,23	<0,34	<0,40	<0,40	<1,799	NA	NA	NS
MW-7D	3/6/2010		NS	81	<0,085	<0,068	<0,05	3,9	NS	NS	NS	NS	NS	<0,052	<0,082	<0,098	<0,092	NS	<0,10	NS	NS	NA	NS	NS	NS	NS	NS	NS	NS	<0,10	NS	<0,082	<0,069	<0,18	<0,083	<0,050	<1,800	NA	NA	NS
MW-7D	5/29/2010		NS	<0,4	<0,23	<0,34	<0,45	<0,5	NS	NS	NS	NS	NS	<0,32	<0,34	<0,34	<0,34	NS	<0,41	NS	NS	NA	NS	NS	NS	NS	NS	NS	NS	<0,31	NS	<0,51	<0,37	<0,66	<0,37	<0,53	<1,801	NA	NA	NS
MW-7D	8/4/2010		NS	<0,22	<0,29	<0,29	<0,22	<0,29	NS	NS	NS	NS	NS	<0,26	<0,33	<0,27	<0,29	NS	<0,22	NS	NS	NA	NS	NS	NS	NS	NS	NS	NS	<0,28	NS	<0,34	<0,2	<0,51	<0,25	<0,5	<1,802	NA	NA	NS
MW-7D	10/15/2010		NS	<0,22	<0,29	<0,29	<0,22	<0,29	NS	NS	NS	NS	NS	<0,26	<0,33	<0,27	<0,29	NS	<0,22	NS	NS	NA	NS	NS	NS	NS	NS	NS	NS	<0,28	NS	<0,34	<0,2	<0,51	<0,25	<0,5	<1,803	NA	NA	NS
MW-7D	2/28/2011		NS	<0,20	<0,23	<0,22	<0,25	0,36	NS	NS	NS	NS	NS	<0,25	<0,20	<0,25	<0,20

Appendix A
Groundwater Analytical Results - February 2003 - December 2024 (µg/L)
Perma-Fix of South Georgia Inc., Valdosta, GA

			Chlorinated and Non-Chlorinated VOCs																																
Sample Location	Sample Date	QA/QC Reference	1,1,1,2-Tetrachloroethane	1,1,1-Trichloroethane	1,1,2,2-Tetrachloroethane	1,1,2-Trichloroethane	1,1-Dichloroethane	1,1-Dichloroethene	1,1-Dichloropropene	1,2,3-Trichlorobenzene	1,2,3-Trichloropropane	1,2,4-Trichlorobenzene	1,2-Dibromoethane (EDB) (Ethylene dibromide)	1,2-Dichlorobenzene	1,2-Dichloroethane	1,2-Dichloropropane	1,3-Dichlorobenzene	1,3-Dichloropropane	1,4-Dichlorobenzene (para dichlorobenzene)	2,2-Dichloropropane	2-Butanone (MEK)	2-Chloroethyl Vinyl Ether	2-Chlorotoluene	2-Hexanone	4-Chlorotoluene	4-Methyl-2-Pentanone (MIBK)	Acetone	Bromobenzene	Bromochloromethane (Chlorobromomethane)	Bromodichloromethane (dichlorobromomethane, dichloromethylbromide)	Carbon Disulfide	Carbon Tetrachloride	Chlorobenzene	Chloroethane	Chloroform	Chloromethane	Cis-1,2-Dichloroethene	Cis-1,3-Dichloropropene	Dibromochloromethane (Chlorodibromomethane)	Dibromochloropropane (DBCP) (1,2-Dibromo-3-Chloropropane)
GW Standard			1 [b]	200 [a]	1 [b]	5 [a]	1 [b]	7 [a]	1 [b]	1 [a]	1 [b]	70 [a]	0,05 [a]	600 [a]	5 [a]	5 [a]	1 [b]	1 [a]	75 [a]	1 [b]	10 [b]	--	1 [b]	10 [b]	1 b	10 [b]	10 [b]	1 [b]	1 [b]	80 [a]	2 [b]	5 [a]	100 [a]	5 [b]	80 [a]	1 [b]	70 [a]	1 [b]	80 [a]	0,2 [a]
MW-7D	11/14/2012		NS	<0,2	<0,24	<0,2	<0,21	<0,2	NS	NS	NS	NS	NS	<0,22	<0,22	<0,26	<0,25	NS	<0,2	NS	NS	NA	NS	NS	NS	NS	NS	NS	NS	<0,2	NS	<0,31	<0,2	<0,5	<0,26	<0,5	<1,811	NA	NA	NS
MW-7D	3/4/2013	DUP	NS	<0,2	<0,24	<0,2	<0,21	<0,2	NS	NS	NS	NS	NS	<0,22	<0,22	<0,26	<0,25	NS	<0,2	NS	NS	NA	NS	NS	NS	NS	NS	NS	NS	<0,2	NS	<0,31	<0,2	<0,5	<0,26	<0,5	<1,813	NA	NA	NS
MW-7D	3/4/2013		NS	<0,2	<0,24	<0,2	<0,21	<0,2	NS	NS	NS	NS	NS	<0,22	<0,22	<0,26	<0,25	NS	<0,2	NS	NS	NA	NS	NS	NS	NS	NS	NS	NS	<0,2	NS	<0,31	<0,2	<0,5	<0,26	<0,5	<1,812	NA	NA	NS
MW-7D	6/12/2013		NS	<0,2	<0,24	<0,2	<0,21	<0,2	NS	NS	NS	NS	NS	<0,22	<0,22	<0,26	<0,25	NS	<0,2	NS	NS	NA	NS	NS	NS	NS	NS	NS	NS	<0,2	NS	<0,31	<0,2	<0,5	<0,26	<0,5	<1,814	NA	NA	NS
MW-7D	8/28/2013		NS	<0,2	<0,24	<0,2	<0,21	<0,2	NS	NS	NS	NS	NS	<0,22	<0,22	<0,26	<0,25	NS	<0,2	NS	NS	NA	NS	NS	NS	NS	NS	NS	NS	<0,2	NS	<0,31	<0,2	<0,5	28,7	<0,5	<1,815	NA	NA	NS
MW-7D	12/11/2013		NS	<0,2	<0,24	<0,2	<0,21	<0,2	NS	NS	NS	NS	NS	<0,22	<0,22	<0,26	<0,25	NS	<0,2	NS	NS	NA	NS	NS	NS	NS	NS	NS	NS	<0,2	NS	<0,31	<0,2	<0,5	<0,26	<0,5	<1,816	NA	NA	NS
MW-7D	3/18/2014		NS	<0,34	<0,27	<0,32	<0,26	<0,25	NS	NS	NS	NS	NS	<0,29	<0,24	<0,36	<0,20	NS	<0,2	NS	NS	NA	NS	NS	NS	NS	NS	NS	NS	<0,26	NS	<0,40	<0,24	<0,5	<0,31	<0,53	<1,817	NA	NA	NS
MW-7D	6/16/2014		NS	<0,34	<0,27	<0,32	<0,26	<0,25	NS	NS	NS	NS	NS	<0,29	<0,24	<0,36	<0,20	NS	<0,2	NS	NS	NA	NS	NS	NS	NS	NS	NS	NS	<0,26	NS	<0,40	<0,24	<0,5	<0,31	<0,53	<1,818	NA	NA	NS
MW-7D	12/7/2014		NS	<1,0	<0,50	<1,0	<1,0	<1,0	NS	<5,0	NS	NS	NS	<1,0	<1,0	<2,0	<1,0	NS	<1,0	NS	NA	NA	<5,0	NA	NS	NA	NA	NS	<5,0	<1,0	NA	<1,0	<1,0	<2,0	<1,0	<2,0	<1,819	NA	NA	NS
MW-7D	3/11/2015		NS	<1,0	<1,0	<1,0	<1,0	<1,0	NS	NS	NS	NS	NS	<1,0	<1,0	<1,0	<1,0	NS	<1,0	NS	NS	NA	NS	NS	NS	NS	NS	NS	NS	<1,0	NS	<1,0	<1,0	<2,0	<1,0	<2,0	<1,820	NA	NA	NS
MW-7D	6/2/2015		NS	<1,0	<1,0	<1,0	<1,0	<1,0	NS	NS	NS	NS	NS	<1,0	<1,0	<1,0	<1,0	NS	<1,0	NS	NS	<5,0	NS	NS	NS	NS	NS	NS	NS	<1,0	NS	<1,0	<1,0	<2,0	<1,0	<2,0	<1,821	<1,0	<1,0	NS
MW-7D	8/13/2015		NS	<1,0	<1,0	<1,0	<1,0	<1,0	NS	NS	NS	NS	NS	<1,0	<1,0	<1,0	<1,0	NS	<1,0	NS	NS	<5,0	NS	NS	NS	NS	NS	NS	NS	<1,0	NS	<1,0	<1,0	<2,0	<1,0	<2,0	<1,822	<1,0	<1,0	NS
MW-7D	12/17/2015		NS	<1,0	<1,0	<1,0	<1,0	<1,0	NS	NS	NS	NS	NS	<1,0	<1,0	<1,0	<1,0	NS	<1,0	NS	NS	<5,0	NS	NS	NS	NS	NS	NS	NS	<1,0	NS	<1,0	<1,0	<2,0	<1,0	<2,0	<1,823	<1,0	<1,0	NS
MW-7D	3/18/2016		NS	<1,0	<1,0	<1,0	<1,0	<1,0	NS	NS	NS	NS	NS	<1,0	<1,0	<1,0	<1,0	NS	<1,0	NS	NS	<5,0	NS	NS	NS	NS	NS	NS	NS	<1,0	NS	<1,0	<1,0	<2,0	<1,0	<2,0	<1,824	<1,0	<1,0	NS
MW-7D	6/15/2016		<1,0	<1,0	<1,0	<1,0	<1,0	<1,0	<1,0	<2,0	<2,0	<2,0	<2,0	<1,0	<1,0	<1,0	<1,0	<1,0	<1,0	<1,0	<5,0	NS	<1,0	<10	<1,0	<5,0	<25	<1,0	<1,0	<1,0	<2,0	<1,0	<2,0	<1,0	<2,0	<1,825	<1,0	<1,0	<5,0
MW-7D	9/22/2016		<1,0	<1,0	<1,0	<1,0	<1,0	<1,0	<1,0	<2,0	<2,0	<2,0	<2,0	<1,0	<1,0	<1,0	<1,0	<1,0	<1,0	<1,0	<5,0	NS	<1,0	<10	<1,0	<5,0	<25	<1,0	<1,0	<1,0	<2,0	<1,0	<2,0	<1,0	<2,0	<1,826	<1,0	<1,0	<5,0
MW-7D	1/20/2017		<1,0	<1,0	<1,0	<1,0	<1,0	<1,0	<1,0	<2,0	<2,0	<2,0	<2,0	<1,0	<1,0	<1,0	<1,0	<1,0	<1,0	<1,0	<5,0	NS	<1,0	<10	<1,0	<5,0	<25	<1,0	<1,0	<1,0	<2,0	<1,0	<2,0	<1,0	<2,0	<1,827	<1,0	<1,0	<5,0
MW-7D	3/23/2017		<1,0	<1,0	<1,0	<1,0	<1,0	<1,0	<1,0	<1,0	<2,0	<1,0	<1,0	<1,0	<1,0	<1,0	<1,0	<1,0	<1,0	<1,0	<10	NS	<2,0	<5,0	<2,0	<5,0	<10	<1,0	<1,0	<1,0	<2,0	<1,0	<1,0	<1,0	<1,0	<1,0	<1,0	<1,0	<1,0	<2,0
MW-7D	6/30/2017		<1,0	<1,0	<1,0	<1,0	<1,0	<1,0	<1,0	<2,0	<2,0	<2,0	<2,0	<1,0	<1,0	<1,0	<1,0	<1,0	<1,0	<1,0	<5,0	NS	<1,0	<10	<1,0	<5,0	<25	<1,0	<1,0	<1,0	<2,0	<1,0	<1,0	<1,0	<2,0	<1,0	<1,0	<1,0	<1,0	<5,0
MW-7D	9/20/2017		<1,0	<1,0	<1,0	<1,0	<1,0	<1,0	<1,0	<2,0	<2,0	<2,0	<2,0	<1,0	<1,0	<1,0	<1,0	<1,0	<1,0	<1,0	<5,0	NS	<1,0	<10	<1,0	<5,0	<25	<1,0	<1,0	<1,0	<2,0	<1,0	<2,0	<1,0	<2,0	<1,0	<1,0	<1,0	<1,0	<5,0
MW-7D	1/10/2018		<1,0	<1,0	<1,0	<1,0	<1,0	<1,0	<1,0	<2,0	<2,0	<2,0	<2,0	<1,0	<1,0	<1,0	<1,0	<1,0	<1,0	<1,0	<5,0	NS	<1,0	<10	<1,0	<5,0	<25	<1,0	<1,0	<1,0	<2,0	<1,0	<2,0	<1,0	<2,0	<1,0	<1,0	<1,0	<1,0	<5,0
MW-7D	3/14/2018	DUP	<1,0	<1,0	<1,0	<1,0	<1,0	<1,0	<1,0	<2,0	<2,0	<2,0	<2,0	<1,0	<1,0	<1,0	<1,0	<1,0	<1,0	<1,0	<5,0	NS	<1,0	<10	<1,0	<5,0	<25	<1,0	<1,0	<1,0	<2,0	<1,0	<2,0	<1,0	<2,0	<1,0	<1,0	<1,0	<1,0	<5,0
MW-7D	3/14/2018		<1,0	<1,0	<1,0	<1,0	<1,0	<1,0	<1,0	<2,0	<2,0	<2,0	<2,0	<1,0	<1,0	<1,0	<1,0	<1,0	<1,0	<1,0	<5,0	NS	<1,0	<10	<1,0	<5,0	<25	<1,0	<1,0	<1,0	<2,0	<1,0	<2,0	<1,0	<2,0	<1,0	<1,0	<1,0	<1,0	<5,0
MW-7D	6/27/2018	DUP	<1,0	<1,0	<1,0	<1,0	<1,0	<1,0	<1,0	<2,0	<2,0	<2,0	<2,0	<1,0	<1,0	<1,0	<1,0	<1,0	<1,0	<1,0	<5,0	NS	<1,0	<10	<1,0	<5,0	<25	<1,0	<1,0	<1,0	<2,0	<1,0	<2,0	<1,0	<2,0	<1,0	<1,0	<1,0	<1,0	<5,0
MW-7D	6/27/2018		<1,0	<1,0	<1,0	<1,0	<1,0	<1,0	<1,0	<2,0	<2,0	<2,0	<2,0	<1,0	<1,0	<1,0	<1,0	<1,0	<1,0	<1,0	<5,0	NS	<1,0	<10	<1,0	<5,0	<25	<1,0	<1,0	<1,0	<2,0	<1,0	<2,0	<1,0	<2,0	<1,0	<1,0	<1,0	<1,0	<5,0
MW-7D	10/18/2018		<1,0	<1,0	<1,0	<1,0	<1,0	<1,0	<1,0	<2,0	<2,0	<2,0	<2,0	<1,0	<1,0	<1,0	<1,0	<1,0	<1,0	<1,0	<5,0	NS	<1,0	<10	<1,0	<5,0	<25	<1,0	<1,0	<1,0	<2,0	<1,0	<2,0	<1,0	<2,0	<1,0	<1,0	<1,0	<1,0	<5,0
MW-7D	1/23/2019		<1,0	<1,0	<1,0	<1,0	<1,0	<1,0	<1,0	<2,0	<2,0	<2,0	<2,0	<1,0	<1,0	<1,0	<1,0	<1,0	<1,0	<1,0	<5,0	NS	<1,0	<10	<1,0	<5,0	<25	<1,0	<1,0	<1,0	<2,0	<1,0	<2,0	<1,0	<2,0	<1,0	<1,0	<1,0	<1,0	<5,0
MW-7D	4/24/2019		<1,0	<1,0	<1,0	<1,0	<1,0	<1,0	<1,0	<2,0	<2,0	<2,0	<2,0	<1,0	<1,0	<1,0	<1,0	<1,0	<1,0	<1,0	<5,0	NA	<1,0	<10	<1,0	<5,0	<25	<1,0	<1,0	<1,0	<2,0	<1,0	<2,0	<1,0	<2,0	<1,0	<1,0	<1,0	<1,0	<5,0
MW-7D	7/31/2019		<1,0	<1,0	<1,0	<1,0	<1,0	<1,0	<1,0	<2,0	<2,0	<2,0	<2,0	<1,0	<1,0	<1,0	<1,0	<1,0	<1,0	<1,0	<5,0	NS	<1,0	<10	<1,0	<5,0	<25	<1,0	<1,0	<1,0	<2,0	<1,0	<2,0	<1,0	<2,0	<1,0	<1,0	<1,0	<1,0	<5,0
MW-7D	10/31/2019		<1,0	<1,0	<1,0	<1,0	<1,0	<1,0	<1,0	<2,0	<2,0	<2,0	<2,0	<1,0	<1,0	<1,0	<1,0	<1,0	<1,0	<1,0	<5,0	NS	<1,0	<10	<1,0	<5,0	<25	<1,0	<1,0	<1,0	<2,0	<1,0	<2,0	<1,0	<2,0	<1,0	<1,0	<1,0	<1,0	<5,0
MW-7D	1/23/2020		<1,0	<1,0	<1,0	<1,0	<1,0	<1,0	<1,0	<2,0	<2,0	<2,0	<2,0	<1,0	<1,0	<1,0	<1,0	<1,0	<1,0	<1,0	<5,0	NA	<1,0	<10	<1,0	<5,0	<25	<1,0	<1,0	<1,0	<2,0	<1,0	<2,0	<1,0	<2,0	<1,0	<1,0	<1,0	<1,0	<5,0
MW-7D	10/22/2020		<1,0	<1,0	<1,0	<1,0	<1,0	<1,0	<1,0	<2,0	<2,0	<2,0	<2,0	<1,0	<1,0	<1,0	<1,0	<1,0	<1,0	<1,0	<5,0	NS	<1,0	<10	<1,0	<5,0	<25	<1,0	<1,0	<1,0	<2,0	<1,0	<2,0	<1,0	<2,0	<1,0	<1,0	<1,0	<1,0	<5,0
MW-7D	12/15/2021		<1,0	<1,0	<1,0	<1,0	<1,0	<1,0	<1,0	<2,0	<2,0	<2,0	<2,0	<1,0	<1,0	<1,0	<1,0	<1,0	<1,0	<1,0	<5,0	NS	<1,0	<10	<1,0	<5,0	<25	<1,0	<1,0	<1,0	<2,0	<1,0	<2,0	<1,0	<2,0	<1,0	<1,0	<1,0	<1,0	<5,0
MW-7D	11/9/2022	DUP	<1,0	<1,0	<1,0	<1,0	<1,0	<1,0	<1,0	<2,0	<2,0	<2,0	<2,0	<1,0	<1,0	<1,0	<1,0	<1,0	<1,0	<1,0	<5,0	NA	<1,0	<10	<1,0	<5,0	<25	<1,0	<1,0	<1,0	<2,0	<1,0	<2,0	<1,0	<2,0	<1,0	<1,0	<1,0	<1,0	<5,0
MW-7D	11/9/2022		<1,0	<1,0	<1,0	<1,0	<1,0	<1,0	<1,0	<2,0	<2,0	<2,0	<2,0	<1,0	<1,0	<1,0	<1,0	<1,0	<1,0	<1,0	<5,0	NA	<1,0	<10	<1,0	<5,0	<25	<1,0	<1,0	<1,0	<2,0	<1,0	<2,0	<1,0	<2,0	<1,0	<1,0	<1,0	<1,0	<5,0
MW-7D	12/12/2023		<1,0	1,0	<1,0	<1,0	<1,0	<1,0	<1,0	<2,0	<2,0	<2,0	<2,0	<1,0	<1,0	<1,0	<1,0	<1,0	<1,0	<1,0	<5,0	NA	<1,0	<10	<1,0	<5,0	<25	<1,0	<1,0	<1,0	<2,0	<1,0	<2,0	<1,0	<2,0	<1,0	<1,0	<1,0	<1,0	<5,0
MW-7D	12/9/2024		<1,0	<1,0	<1,0	<1,0	<1,0	<1,0	<1,0	<5,0	<1,0	<5,0	<1,0	<1,0	<1,0	<1,0	<1,0	<1,0	<1,0	<1,0	<10	NA	<1,0	<10	<1,0	<10	<10	<1,0	<1,0	<1,0	<2,0	<1,0	<5,0	<1,0	<1,0	<1,0	<1,0	<1,0	<1,0	<5,0
MW-8D	7/26/2006		NS	1	<0,2	<0,3	0,2	5	NS	<0,2	NS	NS	NS	<0,2	<0,1	<0,4	<0,2	NS	<0,1	NS	5,9	NA	<0,1	<0,6	NS	<2,0	19,4	NS	<0,3	<0,2	<0,9	<0,3	<0,2	<0,3	2,9	<0,3	<1,828	NA	NA	NS
MW-8DR	8/30/2007		NS	<0,3	NS	NS	<0,2	2,8	NS	NS	NS	NS	NS	NS	<0,1	NS	NS	NS	NS	NS	NS	NA	NS	NS	NS	NS	NS	NS	NS	NS	NS	NS	<0,3	NS	NS	<0,3	NS	<1,829	NA	NA	NS
MW-8DR	12/20/2007		NS	<0,3	<0,1	<0,4	<0,5	1,6	NS	NS	NS	NS	NS	<0,3	<0,2	<0,4	<0,3	NS	<0,2	NS	NS	NA	NS	NS	NS	NS	NS	NS	NS	<0,3	NS	<0,5	<0,2	<0,9	1,4	<0,4	<1,830	NA	NA	NS
MW-8DR	3/18/2008	DUP	NS	1,8	<0,70	<1,8	<2,2	<1,8	NS	NS	NS	NS	NS	<1,5	<0,95	<2,2	<1,2	NS	<0,90	NS	NS	NA	NS	NS	NS	NS	NS	NS	NS	<1,4	NS	<2,6	<1,0	<4,2	<1,7	<1,8	<1,832	NA	NA	NS
MW-8DR	3/18/2008		NS	0,76	<0,14	<0,35	<0,45	1,1	NS	NS	NS	NS	NS	<0,30	<0,19	<0,44	<0,25	NS	<0,18	NS	NS	NA	NS	NS	NS	NS	NS	NS	NS	<0,29	NS	<0,53	<0,21	<0,85	0,5	<0,36	<1,831	NA	NA	NS
MW-8DR	6/20/2008		NS	<0,34	<0,14	<0,35	<0,45	2,4	NS	NS	NS	NS	NS	<0,30	<0,19	<0,44	<0,25	NS	<0,18	NS	NS	NA	NS	NS	NS	NS	NS	NS	NS	<0,29	NS	<0,53	<0,21	<0,85	0,55	<0,36	<1,833	NA	NA	NS
MW-8DR	9/23/2008		NS	<0,37	<0,21	<0,40	<0,37	4	NS	NS	NS	NS	NS	<0,08	<0,43	<0,52	<0,23	NS	<0,20	NS	NS	NA	NS	NS	NS	NS	NS	NS	NS	<0,12	NS	<0,45	<0,24	<0,36	<0,43	<0,39	<1,834	NA	NA	NS
MW-8DR	12/15/2008		NS	1,9	<0,21	<0,40	<0,37	2,9	NS	NS	NS	NS	NS	<0,12	<0,43	<0,52	<0,23	NS	<0,20	NS	NS	NA	NS	NS	NS	NS	NS	NS	<0,28	<0,08	NS	<0,45	<0,24	<0,36	<0,43	<0,39	<1,835	NA	NA	NS
MW-8DR	3/30/2009		NS	4,8	<0,33	<0,37	<0,33	1,8	NS	NS	NS	NS	NS	<0,27	<0,65	<0,2	<0,3	NS	<0,38	NS	NS	NA	NS	NS	NS	NS	NS	NS	NS	<0,37	NS	<0,38	<0,27	<0,3	<0,2	<0,34	<1,836	NA	NA	NS
MW-8DR	7/10/2009		NS	55	<0,23	<0,34	<0,45	5,2	NS	NS	NS	NS	NS	<0,32	<0,34	<0,34	<0,34	NS	<0,41	NS	NS	NA	NS	NS	NS	NS	NS	NS	NS	<0,31	NS	<0,51	<0,37	<0,66	1,1	<0,53	<1,837	NA	NA	NS
MW-8DR	7/10/2009		NS	51	<0,23	<0,34	<0,45	4,4	NS	NS	NS	NS	NS	<0,32	<0,34	<0,34	<0,34	NS	<0,41	NS	NS	NA	NS	NS	NS	NS	NS	NS	NS	<0,31	NS	<0,51	<0,37	<0,66	1,2	<0,53	<1,838	NA	NA	NS
MW-8DR	9/30/2009		NS	<0,27	<0,33	<0,37	<0,33	0,76	NS	NS	NS	NS	NS	<0,27	<0,65	<0,20	<0,30	NS	<0,38	NS	NS	NA	NS	NS	NS	NS	NS	NS	NS	<0,37	NS	<0,38	<0,27	<0,30	<0,20	<0,34	<1,839	NA	NA	NS
MW-8DR	12/10/2009		NS	15	<0,19	<0,4	<0,35	4,4	NS	NS	NS	NS	NS	<0,40	<0,44	<0,49	<0,35	NS	<0,26	NS	NS	NA	NS	NS	NS	NS	NS	NS	NS	<0,11	NS	<0,42	<0,23	<0,34	<0,40	<0,40	<1,840	NA	NA	NS
MW-8DR	3/6/2010		NS	<0,15	<0,085	<0,068	<0,05	2,1	NS	NS	NS	NS	NS	<0,052	<0,082	<0,098	<0,092	NS	<0,10	NS	NS	NA	NS	NS	NS	NS	NS	NS	NS	<0,10	NS	<0,082	<0,069	<0,18	<0,083	<0,050	<1,841	NA	NA	NS
MW-8DR	3/27/2010		NS	1,4	<0,23	<0,34	2,6	3,6	NS	NS	NS	NS	NS	<0,32	3,7	<0,34	<0,34	NS	<0,41	NS	NS	NA	NS	NS	NS	NS	NS	NS	NS	<0,31	NS	<0,51	<0,37	<0,66	3,5	<0,53	<1,842	NA	NA	NS
MW-8DR	5/29/2010		NS	3,3	<0,23	<0,34	7,1	4,6	NS	NS	NS	NS	NS	<0,32	1,6	<0,34	<0,34	NS	<0,41	NS	NS	NA	NS	NS	NS	NS	NS	NS	NS	<0,31	NS	<0,51	<0,37	<0,66	2	<0,53	<1,843	NA	NA	NS
MW-8DR	8/4/2010		NS	2,5	<0,29	<0,29	5,1	5,3	NS	NS	NS	NS	NS	<0,26	1,3	<0,27	<0,29	NS	<0,22	NS	NS	NA	NS	NS	NS	NS	NS	NS	NS	<0,28	NS	<0,34	<0,2	<0,51	1,8	<0,5	<1,844	NA	NA	NS
MW-8DR	10/15/2010		NS	5,7	<0,58	<0,58	4,1	5,5	NS	NS	NS	NS	NS	<0,52	1	<0,54	<0,58	NS	<0,44	NS	NS	NA	NS	NS	NS	NS	NS	NS	NS	<0,56	NS	<0,68	<0,4	<1,0	1,5	<1,0	<1,845	NA	NA	NS
MW-8DR	2/28/2011		NS	3,1	<0,23	<0,22	3,7	8,1	NS	NS	NS	NS	NS	<0,25	1	<0,25	<0,20	NS	<0,23	NS	NS	NA	NS	NS	NS	NS	NS	NS	NS	<0,20	NS	<0,25	<0,20	<0,50	2,3	<0,50	<1,846	NA	NA	NS
MW-8DR	5/27/2011		NS	0,48	<0,46	<0,44	0,87	2,6	NS	NS	NS	NS	NS	<0,50	<0,40	<0,50	<0,40	NS	<0,46	NS	NS	NA	NS	NS	NS	NS	NS	NS	NS	<0,40	NS	<0,50	<0,40	<1,0	0,97	<1,0	<1,847	NA	NA	NS
MW-8DR	8/24/2011	DUP	NS	0,8	<0,23	<0,22	0,7	2,3	NS	NS	NS	NS	NS	<0,25	0,68	<0,25	<0,2	NS	<0,23	NS	NS	NA	NS	NS	NS	NS	NS	NS	NS	<0,2	NS	<0,25	<0,2	<0,5	1,7	<0,5	<1,849	NA	NA	NS
MW-8DR	8/24/2011		NS	0,78	<0,23	<0,22	0,69	2,2	NS	NS	NS	NS	NS	<0,25	0,52	<0,25	<0,2	NS	<0,23	NS	NS	NA	NS	NS	NS	NS	NS	NS	NS	<0,2	NS	<0,25	<0,2	<0,5	1,5	<0,5	<1,848	NA	NA	NS
MW-8DR	11/15/2011		NS	0,76	<0,23	<0,22	0,49	2,5	NS	NS	NS	NS	NS	<0,25	0,48	<0,25	<0,2	NS	<0,23	NS	NS	NA	NS	NS	NS	NS	NS	NS	NS	<0,2	NS	<0,25	<0,2	<0,5	1,2	<0,5	<1,850	NA	NA	NS
MW-8DR	2/28/2012		NS	8,8	<0,23	<0,22	0,41	2,1	NS	NS	NS	NS	NS	<0,25	<0,2	<0,25	<0,2	NS	<0,23	NS	NS	NA	NS	NS	NS	NS	NS	NS	NS	<0,2	NS	<0,25	<0,2	<0,5	12,9	<0,5	<1,851	NA	NA	NS
MW-8DR	4/23/2012		NS	13,2	<0,23	<0,22	<0,25	1,4	NS	NS	NS	NS	NS	<0,25	<0,2	<0,25	<0,2	NS	<0,23	NS	NS	NA	NS	NS	NS	NS	NS	NS	NS	<0,2	NS	<0,25	<0,2	<0,5	2,1	<0,5	<1,852	NA	NA	NS
MW-8DR	8/20/2012		NS	2,3	<0,23	<0,22	<0,25	1,4	NS	NS	NS	NS	NS	<0,25	<0,2	<0,25	<0,2	NS	<0,23	NS	NS	NA	NS	NS	NS	NS	NS	NS	NS	<0,2	NS	<0,25	<0,2	<0,5	<0,22	<0,5	<1,853	NA	NA	NS
MW-8DR	11/14/2012		NS	0,23	<0,24	<0,2	<0,21	1,8	NS	NS	NS	NS	NS	<0,22	<0,22	<0,26	<0,25	NS	<0,2	NS	NS	NA	NS	NS	NS	NS	NS	NS	NS	<0,2	NS	<0,31	<0,2	<0,5	<0,26	<0,5	<1,854	NA	NA	NS
MW-8DR	3/4/2013		NS	38,4	<0,24	<0,2	<0,21	2,3	NS	NS	NS	NS	NS	<0,22	<0,22	<0,26	<0,25	NS	<0,2	NS	NS	NA	NS	NS	NS	NS	NS	NS	NS	<0,2	NS	<0,31	<0,2	<0,5	<0,26	<0,5	<1,855	NA	NA	NS
MW-8DR	6/12/2013		NS	<0,2	<0,24	<0,2	<0,21	0,7	NS	NS	NS	NS	NS	<0,22	<0,22	<0,26	<0,25	NS	<0,2	NS	NS	NA	NS	NS	NS	NS	NS	NS	NS	<0,2	NS	<0,31	<0,2	<0,5	<0,26	<0,5	<1,856	NA	NA	NS
MW-8DR	8/29/2013	DUP	NS	<0,2	<0,24	<0,2	<0,21	1,1	NS	NS	NS	NS	NS	<0,22	<0,22	<0,26	<0,25	NS	<0,2	NS	NS	NA	NS	NS	NS	NS	NS	NS	NS	<0,2	NS	<0,31	<0,2	<0,5	<0,26	<0,5	<1,858	NA	NA	NS
MW-8DR	8/29/2013		NS	<0,2	<0,24	<0,2	<0,21	1,7	NS	NS	NS	NS	NS	<0,22	<0,22	<0,26	<0,25	NS	<0,2	NS	NS	NA	NS	NS	NS	NS	NS	NS	NS	<0,2	NS	<0,31	<0,2	<0,5	<0,26	<0,5	<1,857	NA	NA	NS
MW-8DR	12/11/2013		NS	<0,2	<0,24	<0,2	<0,21	0,97	NS	NS	NS	NS	NS	<0,22	<0,22	<0,26	<0,25	NS	<0,2	NS	NS	NA	NS	NS	NS	NS	NS	NS	NS	<0,2	NS	<0,31	<0,2	<0,5	<0,26	<0,5	<1,859	NA	NA	NS
MW-8DR	3/19/2014	DUP	NS	<0,34	<0,27	<0,32	<0,26	1,3	NS	NS	NS	NS	NS	<0,29	<0,24	<0,36	<0,20	NS	<0,2	NS	NS	NA	NS	NS	NS	NS	NS	NS	NS	<0,26	NS	<0,40	<0,24	<0,5	<0,31	<0,53	<1,861	NA	NA	NS
MW-8DR	3/19/2014		NS	<0,34	<0,27	<0,32	<0,26	1,2	NS	NS	NS	NS	NS	<0,29	<0,24	<0,36	<0,20	NS	<0,2	NS	NS	NA	NS	NS	NS	NS	NS	NS	NS	<0,26	NS	<0,40	<0,24	<0,5	<0,31	<0,53	<1,860	NA	NA	NS
MW-8DR	6/16/2014		NS	<0,34	<0,27	<0,32	<0,26	1	NS	NS	NS	NS	NS	<0,29	<0,24	<0,36	<0,20	NS	<0,2	NS	NS	NA	NS	NS	NS	NS	NS	NS	NS	<0,26	NS	<0,40	<0,24	<0,5	<0,31	<0,53	<1,862	NA	NA	NS
MW-8DR	12/8/2014		NS	<1,0	<0,50	<1,0	<1,0	<1,0	NS	<5,0	NS	NS	NS	<1,0	<1,0	<2,0	<1,0	NS	<1,0	NS	NA	NA	<5,0	NA	NS	NA	NA	NS	<5,0	<1,0	NA	<1,0	<1,0	<2,0	<1,0	<2,0	<1,863	NA	NA	NS
MW-8DR	3/12/2015		NS	<1,0	<1,0	<1,0	<1,0	1,1	NS	NS	NS	NS	NS	<1,0	<1,0	<1,0	<1,0	NS	<1,0	NS	NS	NA	NS	NS	NS	NS	NS	NS	NS	<1,0	NS	<1,0	<1,0	<2,0	<1,0	<2,0	<1,864	NA	NA	NS
MW-8DR	6/3/2015

Appendix A
Groundwater Analytical Results - February 2003 - December 2024 (µg/L)
Perma-Fix of South Georgia Inc., Valdosta, GA

			Chlorinated and Non-Chlorinated VOCs																																	
Sample Location	Sample Date	QA/QC Reference	1,1,1,2-Tetrachloroethane	1,1,1-Trichloroethane	1,1,2,2-Tetrachloroethane	1,1,2-Trichloroethane	1,1-Dichloroethane	1,1-Dichloroethene	1,1-Dichloropropene	1,2,3-Trichlorobenzene	1,2,3-Trichloropropane	1,2,4-Trichlorobenzene	1,2-Dibromoethane (EDB) (Ethylene dibromide)	1,2-Dichlorobenzene	1,2-Dichloroethane	1,2-Dichloropropane	1,3-Dichlorobenzene	1,3-Dichloropropane	1,4-Dichlorobenzene (para dichlorobenzene)	2,2-Dichloropropane	2-Butanone (MEK)	2-Chloroethyl Vinyl Ether	2-Chlorotoluene	2-Hexanone	4-Chlorotoluene	4-Methyl-2-Pentanone (MIBK)	Acetone	Bromobenzene	Bromochloromethane (Chlorobromomethane)	Bromodichloromethane (dichlorobromomethane, dichloromethylbromide)	Carbon Disulfide	Carbon Tetrachloride	Chlorobenzene	Chloroethane	Chloroform	Chloromethane	Cis-1,2-Dichloroethene	Cis-1,3-Dichloropropene	Dibromochloromethane (Chlorodibromomethane)	Dibromochloropropane (DBCP) (1,2-Dibromo-3-Chloropropane)
GW Standard			1 [b]	200 [a]	1 [b]	5 [a]	1 [b]	7 [a]	1 [b]	1 [a]	1 [b]	70 [a]	0,05 [a]	600 [a]	5 [a]	5 [a]	1 [b]	1 [b]	75 [a]	1 [b]	10 [b]	--	1 [b]	10 [b]	1 b	10 [b]	10 [b]	1 [b]	1 [b]	80 [a]	2 [b]	5 [a]	100 [a]	5 [b]	80 [a]	1 [b]	70 [a]	1 [b]	80 [a]	0,2 [a]
MW-8DR	3/23/2017		<1.0	<1.0	<1.0	<1.0	<1.0	0.7	<1.0	<1.0	<2.0	<1.0	<1.0	<1.0	<1.0	<1.0	<1.0	<1.0	<1.0	<1.0	<10	NS	<2.0	<5.0	<2.0	<5.0	<10	<1.0	<1.0	<1.0	<2.0	<1.0	<1.0	<1.0	<1.0	<1.0	<1.0	<1.0	<1.0	<2.0
MW-8DR	7/1/2017		<1.0	<1.0	<1.0	<1.0	<1.0	0.63	<1.0	<2.0	<2.0	<2.0	<2.0	<1.0	<1.0	<1.0	<1.0	<1.0	<1.0	<1.0	<5.0	NS	<1.0	<10	<1.0	<5.0	<25	<1.0	<1.0	<1.0	<2.0	<1.0	<1.0	<2.0	<1.0	<2.0	<1.0	<1.0	<1.0	<5.0
MW-8DR	9/20/2017		<1.0	<1.0	<1.0	<1.0	<1.0	0.98	<1.0	<2.0	<2.0	<2.0	<2.0	<1.0	<1.0	<1.0	<1.0	<1.0	<1.0	<1.0	<5.0	NS	<1.0	<10	<1.0	<5.0	<25	<1.0	<1.0	<1.0	<2.0	<1.0	<1.0	<2.0	<1.0	<2.0	<1.0	<1.0	<1.0	<5.0
MW-8DR	1/11/2018		<1.0	<1.0	<1.0	<1.0	<1.0	0.98	<1.0	<2.0	<2.0	<2.0	<2.0	<1.0	<1.0	<1.0	<1.0	<1.0	<1.0	<1.0	<5.0	NS	<1.0	<10	<1.0	<5.0	<25	<1.0	<1.0	<1.0	<2.0	<1.0	<1.0	<2.0	<1.0	<2.0	<1.0	<1.0	<1.0	<5.0
MW-8DR	3/14/2018		<1.0	<1.0	<1.0	<1.0	<1.0	0.69	<1.0	<2.0	<2.0	<2.0	<2.0	<1.0	<1.0	<1.0	<1.0	<1.0	<1.0	<1.0	<5.0	NS	<1.0	<10	<1.0	<5.0	<25	<1.0	<1.0	<1.0	<2.0	<1.0	<1.0	<2.0	<1.0	<2.0	<1.0	<1.0	<1.0	<5.0
MW-8DR	6/27/2018	DUP	<1.0	0.67 J	<1.0	<1.0	<1.0	0.82 J	<1.0	<2.0	<2.0	<2.0	<2.0	<1.0	<1.0	<1.0	<1.0	<1.0	<1.0	<1.0	<5.0	NS	<1.0	<10	<1.0	<5.0	<25	<1.0	<1.0	<1.0	<2.0	<1.0	<1.0	<2.0	<1.0	<2.0	<1.0	<1.0	<1.0	<5.0
MW-8DR	6/27/2018		<1.0	0.56 J	<1.0	<1.0	<1.0	0.95 J	<1.0	<2.0	<2.0	<2.0	<2.0	<1.0	<1.0	<1.0	<1.0	<1.0	<1.0	<1.0	<5.0	NS	<1.0	<10	<1.0	<5.0	<25	<1.0	<1.0	<1.0	<2.0	<1.0	<1.0	<2.0	<1.0	<2.0	<1.0	<1.0	<1.0	<5.0
MW-8DR	10/19/2018		<1.0	<1.0	<1.0	<1.0	<1.0	0.32 J	<1.0	<2.0	<2.0	<2.0	<2.0	<1.0	<1.0	<1.0	<1.0	<1.0	<1.0	<1.0	<5.0	NS	<1.0	<10	<1.0	<5.0	<25	<1.0	<1.0	<1.0	<2.0	<1.0	<1.0	<2.0	<1.0	<2.0	<1.0	<1.0	<1.0	<5.0
MW-8DR	1/23/2019		<1.0	11.6	<1.0	<1.0	<1.0	1.2	<1.0	<2.0	<2.0	<2.0	<2.0	<1.0	<1.0	<1.0	<1.0	<1.0	<1.0	<1.0	<5.0	NS	<1.0	<10	<1.0	<5.0	<25	<1.0	<1.0	<1.0	<2.0	<1.0	<1.0	<2.0	<1.0	<2.0	<1.0	<1.0	<1.0	<5.0
MW-8DR	4/25/2019		<1	0.36 J	<1.0	<1.0	<1.0	<1.0	<1.0	<2.0	<2.0	<2.0	<2.0	<1.0	<1.0	<1.0	<1.0	<1.0	<1.0	<1.0	<5.0	NA	<1.0	<10	<1.0	<5.0	<25	<1.0	<1.0	<1.0	<2.0	<1.0	<1.0	<2.0	<1.0	<2.0	<1.0	<1.0	<1.0	<5.0
MW-8DR	8/1/2019			4	<1.0	<1.0	<1.0	0.75	<1.0	<2.0	<2.0	<2.0	<2.0	<1.0	<1.0	<1.0	<1.0	<1.0	<1.0	<1.0	<5.0	NS	<1.0	<10	<1.0	<5.0	<25	<1.0	<1.0	<1.0	<2.0	<1.0	<1.0	<2.0	<1.0	<2.0	<1.0	<1.0	<1.0	<5.0
MW-8DR	8/1/2019	DUP		3.3	<1.0	<1.0	<1.0	<1.0	<1.0	<2.0	<2.0	<2.0	<2.0	<1.0	<1.0	<1.0	<1.0	<1.0	<1.0	<1.0	<5.0	NS	<1.0	<10	<1.0	<5.0	<25	<1.0	<1.0	<1.0	<2.0	<1.0	<1.0	<2.0	<1.0	<2.0	<1.0	<1.0	<1.0	<5.0
MW-8DR	10/29/2019			<1.0	<1.0	<1.0	<1.0	<1.0	<1.0	<2.0	<2.0	<2.0	<2.0	<1.0	<1.0	<1.0	<1.0	<1.0	<1.0	<1.0	<5.0	NS	<1.0	<10	<1.0	<5.0	<25	<1.0	<1.0	<1.0	<2.0	<1.0	<1.0	<2.0	<1.0	<2.0	<1.0	<1.0	<1.0	<5.0
MW-8DR	1/24/2020			0.52 J	<1.0	<1.0	<1.0	0.97 J	<1.0	<2.0	<2.0	<2.0	<2.0	<1.0	<1.0	<1.0	<1.0	<1.0	<1.0	<1.0	<5.0	NA	<1.0	<10	<1.0	<5.0	<25	<1.0	<1.0	<1.0	<2.0	<1.0	<1.0	<2.0	<1.0	<2.0	<1.0	<1.0	<1.0	<5.0
MW-8DR	10/22/2020		<1.0	9.8	<1.0	<1.0	<1.0	1.4	<1.0	<2.0	<2.0	<2.0	<2.0	<1.0	<1.0	<1.0	<1.0	<1.0	<1.0	<1.0	<5.0	NS	<1.0	<10	<1.0	<5.0	<25	<1.0	<1.0	<1.0	<2.0	<1.0	<1.0	<2.0	<1.0	<2.0	<1.0	<1.0	<1.0	<5.0
MW-8DR	12/16/2021	DUP	<50	<50	<50	<50	<50	<50	<50	<100	<100	<100	<100	<50	<50	<50	<50	<50	<50	<50	<250	NS	<50	<500	<50	<250	<1300	<50	<50	<50	<100	<50	<50	<100	<50	<100	<50	<50	<50	<250
MW-8DR	12/16/2021		<1.0	<1.0	<1.0	<1.0	<1.0	<1.0	<1.0	<2.0	<2.0	<2.0	<2.0	<1.0	<1.0	<1.0	<1.0	<1.0	<1.0	<1.0	<5.0	NS	<1.0	<10	<1.0	<5.0	<25	<1.0	<1.0	<1.0	<2.0	<1.0	<1.0	<2.0	<1.0	<2.0	<1.0	<1.0	<1.0	<5.0
MW-8DR	11/9/2022		<1.0	26.4	<1.0	<1.0	<1.0	1.8	<1.0	<2.0	<2.0	<2.0	<2.0	<1.0	<1.0	<1.0	<1.0	<1.0	<1.0	<1.0	<5.0	NA	<1.0	<10	<1.0	<5.0	<25	<1.0	<1.0	<1.0	<2.0	<1.0	<1.0	<2.0	<1.0	<2.0	<1.0	<1.0	<1.0	<5.0
MW-8DR	11/10/2023		<1.0	<1.0	<1.0	<1.0	<1.0	<1.0	<1.0	<2.0	<2.0	<2.0	<2.0	<1.0	<1.0	<1.0	<1.0	<1.0	<1.0	<1.0	<5.0	NS	<1.0	<10	<1.0	<5.0	<25	<1.0	<1.0	<1.0	<2.0	<1.0	<1.0	<2.0	<1.0	<2.0	<1.0	<1.0	<1.0	<5.0
MW-8DR	12/9/2024		<1.0	<1.0	<1.0	<1.0	<1.0	<1.0	<1.0	<5.0	<1.0	<5.0	<1.0	<1.0	<1.0	<1.0	<1.0	<1.0	<1.0	<1.0	<10	NA	<1.0	<10	<1.0	<10	<10	<1.0	<1.0	<1.0	<2.0	<1.0	<1.0	<2.0	<1.0	<2.0	<1.0	<1.0	<1.0	<5.0
MW-9D	8/30/2007		NS	<0,3	NS	NS	<0,2	0.7	NS	NS	NS	NS	NS	NS	<0,1	NS	NS	NS	NS	NS	<0,2	NS	NS	NA	NS	NS	NS	NS	NS	NS	NS	NS	<0,3	NS	NS	NS	<0,3	NS	NS	<1,873	NA	NA	NS
MW-9D	12/20/2007		NS	<0,3	<0,1	<0,4	<0,5	<0,4	NS	NS	NS	NS	NS	<0,3	<0,2	<0,4	<0,3	NS	<0,2	NS	NS	NA	NS	NS	NS	NS	NS	NS	NS	<0,3	NS	<0,5	<0,2	<0,9	<0,3	<0,4	<1,874	NA	NA	NS
MW-9D	3/18/2008		NS	1,2	<0,14	<0,35	<0,45	3,6	NS	NS	NS	NS	NS	<0,30	<0,19	<0,44	<0,25	NS	<0,18	NS	NS	NA	NS	NS	NS	NS	NS	NS	NS	<0,29	NS	<0,53	<0,21	<0,85	<0,34	<0,36	<1,875	NA	NA	NS
MW-9D	6/20/2008		NS	0,37	<0,14	<0,35	<0,45	1,4	NS	NS	NS	NS	NS	<0,30	<0,19	<0,44	<0,25	NS	<0,18	NS	NS	NA	NS	NS	NS	NS	NS	NS	NS	<0,29	NS	<0,53	<0,21	<0,85	<0,34	<0,36	<1,876	NA	NA	NS
MW-9D	9/23/2008		NS	<0,37	<0,21	<0,40	<0,37	<0,34	NS	NS	NS	NS	NS	<0,08	<0,43	<0,52	<0,23	NS	<0,20	NS	NS	NA	NS	NS	NS	NS	NS	NS	NS	<0,12	NS	<0,45	<0,24	<0,36	<0,43	<0,39	<1,877	NA	NA	NS
MW-9D	12/15/2008		NS	<0,37	<0,21	<0,40	<0,37	<0,34	NS	NS	NS	NS	NS	<0,12	<0,43	<0,52	<0,23	NS	<0,20	NS	NS	NA	NS	NS	NS	NS	NS	NS	<0,28	<0,08	NS	<0,45	<0,24	<0,36	<0,43	<0,39	<1,878	NA	NA	NS
MW-9D	3/30/2009		NS	<0,27	<0,33	<0,37	<0,33	<0,24	NS	NS	NS	NS	NS	<0,27	<0,65	<0,2	<0,3	NS	<0,38	NS	NS	NA	NS	NS	NS	NS	NS	NS	NS	<0,37	NS	<0,38	<0,27	<0,3	<0,2	<0,34	<1,879	NA	NA	NS
MW-9D	7/10/2009		NS	<0,4	<0,23	<0,34	<0,45	<0,5	NS	NS	NS	NS	NS	<0,32	<0,34	<0,34	<0,34	NS	<0,41	NS	NS	NA	NS	NS	NS	NS	NS	NS	NS	<0,31	NS	<0,51	<0,37	<0,66	<0,37	<0,53	<1,880	NA	NA	NS
MW-9D	9/30/2009		NS	<0,27	<0,33	<0,37	<0,33	<0,24	NS	NS	NS	NS	NS	<0,27	<0,65	<0,20	<0,30	NS	<0,38	NS	NS	NA	NS	NS	NS	NS	NS	NS	NS	<0,37	NS	<0,38	<0,27	<0,30	<0,20	<0,34	<1,881	NA	NA	NS
MW-9D	12/31/2009		NS	<0,20	<0,32	<0,40	<0,30	<0,21	NS	NS	NS	NS	NS	<0,24	<0,28	<0,30	<0,27	NS	<0,23	NS	NS	NA	NS	NS	NS	NS	NS	NS	NS	<0,20	NS	<0,20	<0,24	<0,31	<0,21	<0,31	<1,882	NA	NA	NS
MW-9D	3/6/2010	DUP	NS	<0,15	<0,085	<0,068	<0,050	<0,15	NS	NS	NS	NS	NS	<0,052	<0,082	<0,098	<0,092	NS	<0,10	NS	NS	NA	NS	NS	NS	NS	NS	NS	NS	<0,10	NS	<0,082	<0,069	<0,18	<0,083	<0,050	<1,884	NA	NA	NS
MW-9D	3/6/2010		NS	<0,15	<0,085	<0,068	<0,050	<0,15	NS	NS	NS	NS	NS	<0,052	<0,082	<0,098	<0,092	NS	<0,10	NS	NS	NA	NS	NS	NS	NS	NS	NS	NS	<0,10	NS	<0,082	<0,069	<0,18	<0,083	<0,050	<1,883	NA	NA	NS
MW-9D	6/12/2010		NS	<0,51	<0,23	<0,34	<0,45	<0,5	NS	NS	NS	NS	NS	<0,32	<0,34	<0,34	<0,34	NS	<0,41	NS	NS	NA	NS	NS	NS	NS	NS	NS	NS	<0,31	NS	<0,51	<0,37	<0,66	13	<0,53	<1,885	NA	NA	NS
MW-9D	8/4/2010		NS	0,81	<0,29	<0,29	<0,22	0,36	NS	NS	NS	NS	NS	<0,26	<0,33	<0,27	<0,29	NS	<0,22	NS	NS	NA	NS	NS	NS	NS	NS	NS	NS	<0,28	NS	<0,34	<0,2	<0,51	0,54	<0,5	<1,886	NA	NA	NS
MW-9D	10/15/2010		NS	1,2	<0,29	<0,29	<0,22	0,8	NS	NS	NS	NS	NS	<0,26	<0,33	<0,27	<0,29	NS	<0,22	NS	NS	NA	NS	NS	NS	NS	NS	NS	NS	<0,28	NS	<0,34	<0,2	<0,51	0,58	<0,5	<1,887	NA	NA	NS
MW-9D	2/28/2011		NS	5,9	<0,23	<0,22	0,46	4,5	NS	NS	NS	NS	NS	<0,25	<0,20	<0,25	<0,20	NS	<0,23	NS	NS	NA	NS	NS	NS	NS	NS	NS	NS	<0,20	NS	<0,25	<0,20	<0,50	0,72	<0,50	<1,888	NA	NA	NS
MW-9D	5/27/2011		NS	0,93	<0,23	<0,22	<0,25	0,78	NS	NS	NS	NS	NS	<0,25	<0,20	<0,25	<0,20	NS	<0,23	NS	NS	NA	NS	NS	NS	NS	NS	NS	NS	<0,20	NS	<0,25	<0,20	<0,50	0,53	<0,50	<1,889	NA	NA	NS
MW-9D	8/24/2011		NS	0,79	<0,23	<0,22	<0,25	0,41	NS	NS	NS	NS	NS	<0,25	<0,2	<0,25	<0,2	NS	<0,23	NS	NS	NA	NS	NS	NS	NS	NS	NS	NS	<0,2	NS	<0,25	<0,2	<0,5	0,33	<0,5	<1,890	NA	NA	NS
MW-9D	11/15/2011		NS	0,42	<0,23	<0,22	<0,25	0,58	NS	NS	NS	NS	NS	<0,25	<0,2	<0,25	<0,2	NS	<0,23	NS	NS	NA	NS	NS	NS	NS	NS	NS	NS	<0,2	NS	<0,25	<0,2	<0,5	0,3	<0,5	<1,891	NA	NA	NS
MW-9D	2/28/2012		NS	4	<0,23	<0,22	<0,25	2,6	NS	NS	NS	NS	NS	<0,25	<0,2	<0,25	<0,2	NS	<0,23	NS	NS	NA	NS	NS	NS	NS	NS	NS	NS	<0,2	NS	<0,25	<0,2	<0,5	0,35	<0,5	<1,892	NA	NA	NS
MW-9D	4/23/2012		NS	1,1	<0,23	<0,22	<0,25	0,59	NS	NS	NS	NS	NS	<0,25	<0,2	<0,25	<0,2	NS	<0,23	NS	NS	NA	NS	NS	NS	NS	NS	NS	NS	<0,2	NS	<0,25	<0,2	<0,5	0,28	<0,5	<1,893	NA	NA	NS
MW-9D	8/20/2012		NS	<0,2	<0,23	<0,22	<0,25	<0,23	NS	NS	NS	NS	NS	<0,25	<0,2	<0,25	<0,2	NS	<0,23	NS	NS	NA	NS	NS	NS	NS	NS	NS	NS	<0,2	NS	<0,25	<0,2	<0,5	<0,22	<0,5	<1,894	NA	NA	NS
MW-9D	11/14/2012		NS	2,3	<0,24	<0,2	<0,21	1,4	NS	NS	NS	NS	NS	<0,22	<0,22	<0,26	<0,25	NS	<0,2	NS	NS	NA	NS	NS	NS	NS	NS	NS	NS	<0,2	NS	<0,31	<0,2	<0,5	<0,26	<0,5	<1,895	NA	NA	NS
MW-9D	3/4/2013		NS	0,29	<0,24	<0,2	<0,21	0,32	NS	NS	NS	NS	NS	<0,22	<0,22	<0,26	<0,25	NS	<0,2	NS	NS	NA	NS	NS	NS	NS	NS	NS	NS	<0,2	NS	<0,31	<0,2	<0,5	<0,26	<0,5	<1,896	NA	NA	NS
MW-9D	6/11/2013		NS	<0,20	<0,24	<0,2	<0,21	<0,20	NS	NS	NS	NS	NS	<0,22	<0,22	<0,26	<0,25	NS	<0,2	NS	NS	NA	NS	NS	NS	NS	NS	NS	NS	<0,2	NS	<0,31	<0,2	<0,5	<0,26	<0,5	<1,897	NA	NA	NS
MW-9D	8/28/2013		NS	<0,20	<0,24	<0,2	<0,21	<0,20	NS	NS	NS	NS	NS	<0,22	<0,22	<0,26	<0,25	NS	<0,2	NS	NS	NA	NS	NS	NS	NS	NS	NS	NS	<0,2	NS	<0,31	<0,2	<0,5	<0,26	<0,5	<1,898	NA	NA	NS
MW-9D	12/11/2013		NS	<0,20	<0,24	<0,2	<0,21	<0,20	NS	NS	NS	NS	NS	<0,22	<0,22	<0,26	<0,25	NS	<0,2	NS	NS	NA	NS	NS	NS	NS	NS	NS	NS	<0,2	NS	<0,31	<0,2	<0,5	<0,26	<0,5	<1,899	NA	NA	NS
MW-9D	3/18/2014		NS	<0,34	<0,27	<0,32	<0,26	<0,25	NS	NS	NS	NS	NS	<0,29	<0,24	<0,36	<0,20	NS	<0,2	NS	NS	NA	NS	NS	NS	NS	NS	NS	NS	<0,26	NS	<0,40	<0,24	<0,5	<0,31	<0,53	<1,900	NA	NA	NS
MW-9D	6/16/2014		NS	<0,34	<0,28	<0,32	<0,26	<0,25	NS	NS	NS	NS	NS	<0,29	<0,24	<0,36	<0,20	NS	<0,2	NS	NS	NA	NS	NS	NS	NS	NS	NS	NS	<0,26	NS	<0,40	<0,24	<0,5	<0,31	<0,53	<1,901	NA	NA	NS
MW-9D	12/8/2014		NS	<1,0	<0,50	<1,0	<1,0	<1,0	NS	<5,0	NS	NS	NS	<1,0	<1,0	<2,0	<1,0	NS	<1,0	NS	NA	NA	<5,0	NA	NS	NS	NA	NA	NS	<5,0	<1,0	NA	<1,0	<1,0	<2,0	<1,0	<2,0	<1,902	NA	NA	NS
MW-9D	3/11/2015		NS	0,28	<1,0	<1,0	<1,0	1,3	NS	NS	NS	NS	NS	<1,0	<1,0	<1,0	<1,0	NS	<1,0	NS	NS	NA	NS	NS	NS	NS	NS	NS	NS	<1,0	NS	<1,0	<1,0	<2,0	<1,0	<2,0	<1,903	NA	NA	NS
MW-9D	6/3/2015		NS	<1,0	<1,0	<1,0	<1,0	<1,0	NS	NS	NS	NS	NS	<1,0	<1,0	<1,0	<1,0	NS	<1,0	NS	NS	<5,0	NS	NS	NS	NS	NS	NS	NS	<1,0	NS	<1,0	<1,0	<2,0	<1,0	<2,0	<1,904	<1,0	<1,0	NS
MW-9D	8/14/2015		NS	<1,0	<1,0	<1,0	<1,0	<1,0	NS	NS	NS	NS	NS	<1,0	<1,0	<1,0	<1,0	NS	<1,0	NS	NS	<5,0	NS	NS	NS	NS	NS	NS	NS	<1,0	NS	<1,0	<1,0	<2,0	<1,0	<2,0	<1,905	<1,0	<1,0	NS
MW-9D	12/18/2015		NS	<1,0	<1,0	<1,0	<1,0	<1,0	NS	NS	NS	NS	NS	<1,0	<1,0	<1,0	<1,0	NS	<1,0	NS	NS	<5,0	NS	NS	NS	NS	NS	NS	NS	<1,0	NS	<1,0	<1,0	<2,0	<1,0	<2,0	<1,906	<1,0	<1,0	NS
MW-9D	3/18/2016		NS	<1,0	<1,0	<1,0	<1,0	<1,0	NS	NS	NS	NS	NS	<1,0	<1,0	<1,0	<1,0	NS	<1,0	NS	NS	<5,0	NS	NS	NS	NS	NS	NS	NS	<1,0	NS	<1,0	<1,0	<2,0	<1,0	<2,0	<1,907	<1,0	<1,0	NS
MW-9D	6/16/2016		<1,0	<1,0	<1,0	<1,0	<1,0	<1,0	<1,0	<2,0	<2,0	<2,0	<2,0	<1,0	<1,0	<1,0	<1,0	<1,0	<1,0	<1,0	<5,0	NS	<1,0	<10	<1,0	<5,0	<25	<1,0	<1,0	<1,0	<2,0	<1,0	<1,0	<2,0	<1,0	<2,0	<1,0	<1,0	<1,0	<5,0
MW-9D	9/22/2016		<1,0	<1,0	<1,0	<1,0	<1,0	<1,0	<1,0	<2,0	<2,0	<2,0	<2,0	<1,0	<1,0	<1,0	<1,0	<1,0	<1,0	<1,0	<5,0	NS	<1,0	<10	<1,0	<5,0	<25	<1,0	<1,0	<1,0	<2,0	<1,0	<1,0	<2,0	<1,0	<2,0	<1,0	<1,0	<1,0	<5,0
MW-9D	1/20/2017		<1,0	<1,0	<1,0	<1,0	<1,0	<1,0	<1,0	<2,0	<2,0	<2,0	<2,0	<1,0	<1,0	<1,0	<1,0	<1,0	<1,0	<1,0	<5,0	NS	<1,0	<10	<1,0	<5,0	<25	<1,0	<1,0	<1,0	<2,0	<1,0	<1,0	<2,0	<1,0	<2,0	<1,0	<1,0	<1,0	<5,0
MW-9D	3/23/2017		<1,0	0,64	<1,0	<1,0	<1,0	1,6	<1,0	<1,0	<2,0	<1,0	<1,0	<1,0	<1,0	<1,0	<1,0	<1,0	<1,0	<1,0	<10	NS	<2,0	<5,0	<2,0	<5,0	<10	<1,0	<1,0	<1,0	<2,0	<1,0	<1,0	<1,0	<1,0	<1,0	<1,0	<1,0	<1,0	<2,0
MW-9D	7/1/2017		<1,0	<1,0	<1,0	<1,0	<1,0	<1,0	<1,0	<2,0	<2,0	<2,0	<2,0	<1,0	<1,0	<1,0	<1,0	<1,0	<1,0	<1,0	<5,0	NS	<1,0	<10	<1,0	<5,0	<25	<1,0	<1,0	<1,0	<2,0	<1,0	<1,0	<2,0	<1,0	<2,0	<1,0	<1,0	<1,0	<5,0
MW-9D	9/20/2017		<1,0	<1,0	<1,0	<1,0	<1,0	<1,0	<1,0	<2,0	<2,0	<2,0	<2,0	<1,0	<1,0	<1,0	<1,0	<1,0	<1,0	<1,0	<5,0	NS	<1,0	<10	<1,0	<5,0	<25	<1,0	<1,0	<1,0	<2,0	<1,0	<1,0	<2,0	<1,0	<2,0	<1,0	<1,0	<1,0	<5,0
MW-9D	1/10/2018		<1,0	<1,0	<1,0	<1,0	<1,0	<1,0	<1,0	<2,0	<2,0	<2,0	<2,0	<1,0	<1,0	<1,0	<1,0	<1,0	<1,0	<1,0	<5,0	NS	<1,0	<10	<1,0	<5,0	<25	<1,0	<1,0	<1,0	<2,0	<1,0	<1,0	<2,0	<1,0	<2,0	<1,0	<1,0	<1,0	<5,0
MW-9D	3/14/2018		<1,0	<1,0	<1,0	<1,0	<1,0	0,77	<1,0	<2,0	<2,0	<2,0	<2,0	<1,0	<1,0	<1,0	<1,0	<1,0	<1,0	<1,0	<5,0	NS	<1,0	<10	<1,0	<5,0	<25	<1,0	<1,0	<1,0	<2,0	<1,0	<1,0	<2,0	<1,0	<2,0	<1,0	<1,0	<1,0	<5,0
MW-9D	6/27/2018		<1,0	<1,0	<1,0	<1,0	<1,0	<1,0	<1,0	<2,0	<2,0	<2,0	<2,0	<1,0	<1,0	<1,0	<1,0	<1,0	<1,0	<1,0	<5,0	NS	<1,0	<10	<1,0	<5,0	<25	<1,0	<1,0	<1,0	<2,0	<1,0	<1,0	<2,0	<1,0	<2,0	<1,0	<1,0	<1,0	<5,0
MW-9D	10/18/2018		<1,0	0,39 J	<1,0	<1,0	<1,0	0,63 J	<1,0	<2,0	<2,0	<2,0	<2,0	<1,0	<1,0	<1,0	<1,0	<1,0	<1,0	<1,0	<5,0	NS	<1,0	<10	<1,0	<5,0	<25	<1,0	<1,0	<1,0	<2,0	<1,0	<1,0	<2,0	<1,0	<2,0	<1,0	<1,0	<1,0	<5,0
MW-9D	1/23/2019		<1,0	<1,0	<1,0	<1,0	<1,0	0,35 J	<1,0	<2,0	<2,0	<2,0	<2,0	<1,0	<1,0	<1,0	<1,0	<1,0	<1,0	<1,0	<5,0	NS	<1,0	<10	<1,0	<5,0	<25	<1,0	<1,0	<1,0	<2,0	<1,0	<1,0	<2,0	<1,0	<2,0	<1,0	<1,0	<1,0	<5,0
MW-9D	4/24/2019		<1	7,1	<1,0	<1,0	<1,0	2,1	<1,0	<2,0	<2,0	<2,0	<2,0	<1,0	<1,0	<1,0	<1,0	<1,0	<1,0	<1,0	<5,0	NA	<1,0	<10	<1,0	<5	<25	<1,0	<1,0	<1,0	<2,0	1,2	<1,0	<2,0	<1,0	<2,0	<1,0	<1,0	<1,0	<5,0
MW-9D	8/1/2019		NS	0,54	<1,0	<1,0	<1,0	<1,0	<1,0	<2,0	<2,0	<2,0	<2,0	<1,0	<1,0	<1,0	<1,0	<1,0	<1,0	<1,0	<5,0	NS	<1,0	<10	<1,0	<5,0	<25	<1,0	<1,0	<1,0	<2,0	<1,0	<1,0	<2,0	<1,0	<2,0	<1,0	<1,0	<1,0	<5,0
MW-9D	10/31/2019		NS	<1,0	<1,0	<1,0	<1,0	<1,0	<1,0	<2,0	<2,0	<2,0	<2,0	<1,0	<1,0	<1,0	<1,0	<1,0	<1,0	<1,0	<5,0	NS	<1,0	<10	<1,0	<5,0	<25	<1,0	<1,0	<1,0	<2,0	<1,0	<1,0	<2,0	<1,0	<2,0	<1,0	<1,0	<1,0	<5,0
MW-9D	1/23/2020		NS	<1,0	<1,0	<1,0	<1,0	<1,0	<1,0	<2,0	<2,0	<2,0	<2,0	<1,0	<1,0	<1,0	<1,0	<1,0	<1,0	<1,0	<5,0	NA	<1,0	<10	<1,0	<5,0	<25	<1,0	<1,0	<1,0	<2,0	<1,0	<1,0	<2,0	<1,0	<2,0	<1,0	<1,0	<1,0	<5,0
MW-9D	10/22/2020		<1,0	0,40 J	<1,0	<1,0	<1,0	1,5	<1,0	<2,0	<2,0	<2,0	<2,0	<1,0	<1,0	<1,0	<1,0	<1,0	<1,0	<1,0	<5,0	NS	<1,0	<10	<1,0	<5,0	<25	<1,0	<1,0	<1,0	<2,0

Appendix A
Groundwater Analytical Results - February 2003 - December 2024 (µg/L)
Perma-Fix of South Georgia Inc., Valdosta, GA

			Chlorinated and Non-Chlorinated VOCs																																
Sample Location	Sample Date	QA/QC Reference	1,1,1,2-Tetrachloroethane	1,1,1-Trichloroethane	1,1,2,2-Tetrachloroethane	1,1,2-Trichloroethane	1,1-Dichloroethane	1,1-Dichloroethene	1,1-Dichloropropene	1,2,3-Trichlorobenzene	1,2,3-Trichloropropane	1,2,4-Trichlorobenzene	1,2-Dibromoethane (EDB) (Ethylene dibromide)	1,2-Dichlorobenzene	1,2-Dichloroethane	1,2-Dichloropropane	1,3-Dichlorobenzene	1,3-Dichloropropane	1,4-Dichlorobenzene (para dichlorobenzene)	2,2-Dichloropropane	2-Butanone (MEK)	2-Chloroethyl Vinyl Ether	2-Chlorotoluene	2-Hexanone	4-Chlorotoluene	4-Methyl-2-Pentanone (MIBK)	Acetone	Bromobenzene	Bromochloromethane (Chlorobromomethane)	Bromodichloromethane (dichlorobromomethane, dichloromethylbromide)	Carbon Disulfide	Carbon Tetrachloride	Chlorobenzene	Chloroethane	Chloroform	Chloromethane	Cis-1,2-Dichloroethene	Cis-1,3-Dichloropropene	Dibromochloromethane (Chlorodibromomethane)	Dibromochloropropane (DBCP) (1,2-Dibromo-3-Chloropropane)
GW Standard			1 [b]	200 [a]	1 [b]	5 [a]	1 [b]	7 [a]	1 [b]	1 [a]	1 [b]	70 [a]	0,05 [a]	600 [a]	5 [a]	5 [a]	1 [b]	1 [a]	75 [a]	1 [b]	10 [b]	--	1 [b]	10 [b]	1 b	10 [b]	10 [b]	1 [b]	1 [b]	80 [a]	2 [b]	5 [a]	100 [a]	5 [b]	80 [a]	1 [b]	70 [a]	1 [b]	80 [a]	0,2 [a]
MW-10D	9/16/2008		NS	<0,37	<0,21	<0,40	<0,37	6,8	NS	NS	NS	NS	NS	<0,08	<0,43	<0,52	<0,23	NS	<0,20	NS	NS	NA	NS	NS	NS	NS	NS	NS	NS	<0,12	NS	<0,45	<0,24	<0,36	<0,43	<0,39	<1,916	NA	NA	NS
MW-10D	12/15/2008		NS	<920	<520	<1000	<920	<850	NS	NS	NS	NS	NS	<300	<1100	<1300	<580	NS	<500	NS	NS	NA	NS	NS	NS	NS	NS	NS	NS	<190	NS	<1100	<600	<900	<1100	<980	<1,917	NA	NA	NS
MW-10D	3/30/2009		NS	20	<0,33	<0,37	<0,33	9,9	NS	NS	NS	NS	NS	<0,27	<0,65	<0,2	<0,3	NS	<0,38	NS	NS	NA	NS	NS	NS	NS	NS	NS	NS	<0,37	NS	<0,38	<0,27	<0,3	<0,2	<0,34	<1,918	NA	NA	NS
MW-10D	7/10/2009		NS	7,8	<0,23	<0,34	<0,45	6	NS	NS	NS	NS	NS	<0,32	<0,34	<0,34	<0,34	NS	<0,41	NS	NS	NA	NS	NS	NS	NS	NS	NS	NS	<0,31	NS	<0,51	<0,37	<0,66	<0,37	<0,53	<1,919	NA	NA	NS
MW-10D	9/30/2009		NS	<0,27	<0,33	<0,37	<0,33	8,2	NS	NS	NS	NS	NS	<0,27	<0,65	<0,20	<0,30	NS	<0,38	NS	NS	NA	NS	NS	NS	NS	NS	NS	NS	<0,37	NS	<0,38	<0,27	<0,30	<0,20	<0,34	<1,920	NA	NA	NS
MW-10D	12/10/2009	DUP	NS	0,79	<0,19	3,8	17	33	NS	NS	NS	NS	NS	<0,40	0,49	<0,49	<0,35	NS	<0,26	NS	NS	NA	NS	NS	NS	NS	NS	NS	NS	<0,11	NS	<0,42	<0,23	<0,34	8,5	<0,40	<1,922	NA	NA	NS
MW-10D	12/10/2009		NS	2,2	<0,19	<0,4	<0,35	<0,32	NS	NS	NS	NS	NS	<0,40	<0,44	<0,49	<0,35	NS	<0,26	NS	NS	NA	NS	NS	NS	NS	NS	NS	NS	<0,11	NS	<0,42	<0,23	<0,34	<0,40	<0,40	<1,921	NA	NA	NS
MW-10D	3/6/2010		NS	37	<0,085	<0,068	<0,05	6,9	NS	NS	NS	NS	NS	<0,052	<0,082	<0,098	<0,092	NS	<0,10	NS	NS	NA	NS	NS	NS	NS	NS	NS	NS	<0,10	NS	<0,082	<0,069	<0,18	<0,083	<0,050	<1,923	NA	NA	NS
MW-10D	5/29/2010		NS	<0,52	<0,23	<0,34	<0,45	15	NS	NS	NS	NS	NS	<0,32	<0,34	<0,34	<0,34	NS	<0,41	NS	NS	NA	NS	NS	NS	NS	NS	NS	NS	<0,31	NS	<0,51	<0,37	<0,66	<0,37	<0,53	<1,924	NA	NA	NS
MW-10D	8/4/2010		NS	<0,22	<0,29	<0,29	<0,22	9,7	NS	NS	NS	NS	NS	<0,26	<0,33	<0,27	<0,29	NS	<0,22	NS	NS	NA	NS	NS	NS	NS	NS	NS	NS	<0,28	NS	<0,34	<0,2	<0,51	<0,25	<0,5	<1,925	NA	NA	NS
MW-10D	10/15/2010		NS	37,2	<0,29	<0,29	<0,22	14,2	NS	NS	NS	NS	NS	<0,26	<0,33	<0,27	<0,29	NS	<0,22	NS	NS	NA	NS	NS	NS	NS	NS	NS	NS	<0,28	NS	<0,34	<0,2	<0,51	<0,25	<0,5	<1,926	NA	NA	NS
MW-10D	2/28/2011		NS	<0,20	<0,23	<0,22	<0,25	7	NS	NS	NS	NS	NS	<0,25	<0,20	<0,25	<0,20	NS	<0,23	NS	NS	NA	NS	NS	NS	NS	NS	NS	NS	<0,20	NS	<0,25	<0,20	<0,50	0,26	<0,50	<1,927	NA	NA	NS
MW-10D	5/27/2011	DUP	NS	45,1	<0,23	<0,22	<0,25	9,2	NS	NS	NS	NS	NS	<0,25	<0,20	<0,25	<0,20	NS	<0,23	NS	NS	NA	NS	NS	NS	NS	NS	NS	NS	<0,20	NS	<0,25	<0,20	<0,50	0,36	<0,50	<1,929	NA	NA	NS
MW-10D	5/27/2011		NS	48,1	<0,23	<0,22	<0,25	8,9	NS	NS	NS	NS	NS	<0,25	<0,20	<0,25	<0,20	NS	<0,23	NS	NS	NA	NS	NS	NS	NS	NS	NS	NS	<0,20	NS	<0,25	<0,20	<0,50	0,33	<0,50	<1,928	NA	NA	NS
MW-10D	8/24/2011		NS	0,59	<0,23	<0,22	<0,25	6,7	NS	NS	NS	NS	NS	<0,25	<0,2	<0,25	<0,2	NS	<0,23	NS	NS	NA	NS	NS	NS	NS	NS	NS	NS	<0,2	NS	<0,25	<0,2	<0,5	0,38	<0,5	<1,930	NA	NA	NS
MW-10D	11/15/2011		NS	<0,2	<0,23	<0,22	<0,25	6,2	NS	NS	NS	NS	NS	<0,25	<0,2	<0,25	<0,2	NS	<0,23	NS	NS	NA	NS	NS	NS	NS	NS	NS	NS	<0,2	NS	<0,25	<0,2	<0,5	<0,22	<0,5	<1,931	NA	NA	NS
MW-10D	2/28/2012		NS	<0,2	<0,23	<0,22	<0,25	10,5	NS	NS	NS	NS	NS	<0,25	<0,2	<0,25	<0,2	NS	<0,23	NS	NS	NA	NS	NS	NS	NS	NS	NS	NS	<0,2	NS	<0,25	<0,2	<0,5	17,6	<0,5	<1,932	NA	NA	NS
MW-10D	4/23/2012		NS	<0,2	<0,23	<0,22	<0,25	6	NS	NS	NS	NS	NS	<0,25	<0,2	<0,25	<0,2	NS	<0,23	NS	NS	NA	NS	NS	NS	NS	NS	NS	NS	<0,2	NS	<0,25	<0,2	<0,5	0,5	<0,5	<1,933	NA	NA	NS
MW-10D	8/20/2012		NS	<0,2	<0,23	<0,22	<0,25	3,9	NS	NS	NS	NS	NS	<0,25	<0,2	<0,25	<0,2	NS	<0,23	NS	NS	NA	NS	NS	NS	NS	NS	NS	NS	<0,2	NS	<0,25	<0,2	<0,5	<0,22	<0,5	<1,934	NA	NA	NS
MW-10D	11/14/2012		NS	0,22	<0,24	<0,2	<0,21	7,7	NS	NS	NS	NS	NS	<0,22	<0,22	<0,22	<0,25	NS	<0,2	NS	NS	NA	NS	NS	NS	NS	NS	NS	NS	<0,2	NS	<0,31	<0,2	<0,5	<0,26	<0,5	<1,935	NA	NA	NS
MW-10D	3/4/2013		NS	<0,2	<0,24	<0,2	<0,21	6,7	NS	NS	NS	NS	NS	<0,22	<0,22	<0,26	<0,25	NS	<0,2	NS	NS	NA	NS	NS	NS	NS	NS	NS	NS	<0,2	NS	<0,31	<0,2	<0,5	<0,26	<0,5	<1,936	NA	NA	NS
MW-10D	6/13/2013		NS	<0,2	<0,24	<0,2	<0,21	7,7	NS	NS	NS	NS	NS	<0,22	<0,22	<0,26	<0,25	NS	<0,2	NS	NS	NA	NS	NS	NS	NS	NS	NS	NS	<0,2	NS	<0,31	<0,2	<0,5	<0,26	<0,5	<1,937	NA	NA	NS
MW-10D	8/27/2013		NS	<0,2	<0,24	<0,2	<0,21	4,6	NS	NS	NS	NS	NS	<0,22	<0,22	<0,26	<0,25	NS	<0,2	NS	NS	NA	NS	NS	NS	NS	NS	NS	NS	<0,2	NS	<0,31	<0,2	<0,5	<0,26	<0,5	<1,938	NA	NA	NS
MW-10D	12/11/2013		NS	<0,2	<0,24	<0,2	<0,21	5	NS	NS	NS	NS	NS	<0,22	<0,22	<0,26	<0,25	NS	<0,2	NS	NS	NA	NS	NS	NS	NS	NS	NS	NS	<0,2	NS	<0,31	<0,2	<0,5	<0,26	<0,5	<1,939	NA	NA	NS
MW-10D	3/19/2014		NS	<0,34	<0,27	<0,32	<0,26	5	NS	NS	NS	NS	NS	<0,29	<0,24	<0,36	<0,20	NS	<0,2	NS	NS	NA	NS	NS	NS	NS	NS	NS	NS	<0,26	NS	<0,40	<0,24	<0,5	<0,31	<0,53	<1,940	NA	NA	NS
MW-10D	6/16/2014		NS	<0,34	<0,27	<0,32	<0,26	5	NS	NS	NS	NS	NS	<0,29	<0,24	<0,36	<0,20	NS	<0,2	NS	NS	NA	NS	NS	NS	NS	NS	NS	NS	<0,26	NS	<0,40	<0,24	<0,5	<0,31	<0,53	<1,941	NA	NA	NS
MW-10D	12/8/2014		NS	<1,0	<0,50	<1,0	<1,0	5,3	NS	<5,0	NS	NS	NS	<1,0	<1,0	<2,0	<1,0	NS	<1,0	NS	NA	NA	<5,0	NA	NS	NA	NA	NS	<5,0	<1,0	NA	<1,0	<1,0	<2,0	<1,0	<2,0	<1,942	NA	NA	NS
MW-10D	3/12/2015		NS	<1,0	<1,0	<1,0	<1,0	5,1	NS	NS	NS	NS	NS	<1,0	<1,0	<1,0	<1,0	NS	<1,0	NS	NS	NA	NS	NS	NS	NS	NS	NS	NS	<1,0	NS	<1,0	<1,0	<2,0	<1,0	<2,0	<1,943	NA	NA	NS
MW-10D	6/3/2015		NS	<1,0	<1,0	<1,0	<1,0	5	NS	NS	NS	NS	NS	<1,0	<1,0	<1,0	<1,0	NS	<1,0	NS	NS	<5,0	NS	NS	NS	NS	NS	NS	NS	<1,0	NS	<1,0	<1,0	<2,0	<1,0	<2,0	<1,944	<1,0	<1,0	NS
MW-10D	8/14/2015		NS	<1,0	<1,0	<1,0	<1,0	3,6	NS	NS	NS	NS	NS	<1,0	<1,0	<1,0	<1,0	NS	<1,0	NS	NS	<5,0	NS	NS	NS	NS	NS	NS	NS	<1,0	NS	<1,0	<1,0	<2,0	<1,0	<2,0	<1,945	<1,0	<1,0	NS
MW-10D	12/18/2015		NS	<1,0	<1,0	<1,0	<1,0	2,7	NS	NS	NS	NS	NS	<1,0	<1,0	<1,0	<1,0	NS	<1,0	NS	NS	<5,0	NS	NS	NS	NS	NS	NS	NS	<1,0	NS	<1,0	<1,0	<2,0	<1,0	<2,0	<1,946	<1,0	<1,0	NS
MW-10D	3/18/2016		NS	<1,0	<1,0	<1,0	<1,0	4,7	NS	NS	NS	NS	NS	<1,0	<1,0	<1,0	<1,0	NS	<1,0	NS	NS	<5,0	NS	NS	NS	NS	NS	NS	NS	<1,0	NS	<1,0	<1,0	<2,0	<1,0	<2,0	<1,947	<1,0	<1,0	NS
MW-10D	6/16/2016		<1,0	<1,0	<1,0	<1,0	<1,0	3,1	<1,0	<2,0	<2,0	<2,0	<2,0	<1,0	<1,0	<1,0	<1,0	<1,0	<1,0	<1,0	<5,0	NS	<1,0	<10	<1,0	<5,0	<25	<1,0	<1,0	<1,0	<2,0	<1,0	<2,0	<1,0	<2,0	<1,948	<1,0	<1,0	<5,0
MW-10D	9/22/2016		<1,0	<1,0	<1,0	<1,0	<1,0	2,6	<1,0	<2,0	<2,0	<2,0	<2,0	<1,0	<1,0	<1,0	<1,0	<1,0	<1,0	<1,0	<5,0	NS	<1,0	<10	<1,0	<5,0	<25	<1,0	<1,0	<1,0	<2,0	<1,0	<2,0	<1,0	<2,0	<1,949	<1,0	<1,0	<5,0
MW-10D	1/20/2017		<1,0	<1,0	<1,0	<1,0	<1,0	3,9	<1,0	<2,0	<2,0	<2,0	<2,0	<1,0	<1,0	<1,0	<1,0	<1,0	<1,0	<1,0	<5,0	NS	<1,0	<10	<1,0	<5,0	<25	<1,0	<1,0	<1,0	<2,0	<1,0	<2,0	<1,0	<2,0	<1,950	<1,0	<1,0	<5,0
MW-10D	3/23/2017		<1,0	<1,0	<1,0	<1,0	<1,0	4,1	<1,0	<1,0	<2,0	<1,0	<1,0	<1,0	<1,0	<1,0	<1,0	<1,0	<1,0	<1,0	<10	NS	<2,0	<5,0	<2,0	<5,0	<10	<1,0	<1,0	<1,0	<2,0	<1,0	<1,0	<1,0	<1,0	<1,0	<1,0	<1,0	<2,0
MW-10D	7/1/2017		<1,0	<1,0	<1,0	<1,0	<1,0	4,4	<1,0	<2,0	<2,0	<2,0	<2,0	<1,0	<1,0	<1,0	<1,0	<1,0	<1,0	<1,0	<5,0	NS	<1,0	<10	<1,0	<5,0	<25	<1,0	<1,0	<1,0	<2,0	<1,0	<2,0	<1,0	<2,0	<1,0	<1,0	<1,0	<5,0
MW-10D	9/20/2017		<1,0	<1,0	<1,0	<1,0	<1,0	2,6	<1,0	<2,0	<2,0	<2,0	<2,0	<1,0	<1,0	<1,0	<1,0	<1,0	<1,0	<1,0	<5,0	NS	<1,0	<10	<1,0	<5,0	<25	<1,0	<1,0	<1,0	<2,0	<1,0	<2,0	<1,0	<2,0	<1,0	<1,0	<1,0	<5,0
MW-10D	1/10/2018		<1,0	<1,0	<1,0	<1,0	<1,0	3,9	<1,0	<2,0	<2,0	<2,0	<2,0	<1,0	<1,0	<1,0	<1,0	<1,0	<1,0	<1,0	<5,0	NS	<1,0	<10	<1,0	<5,0	<25	<1,0	<1,0	<1,0	<2,0	<1,0	<2,0	<1,0	<2,0	<1,0	<1,0	<1,0	<5,0
MW-10D	3/14/2018		<1,0	<1,0	<1,0	<1,0	<1,0	2,7	<1,0	<2,0	<2,0	<2,0	<2,0	<1,0	<1,0	<1,0	<1,0	<1,0	<1,0	<1,0	<5,0	NS	<1,0	<10	<1,0	<5,0	<25	<1,0	<1,0	<1,0	<2,0	<1,0	<2,0	<1,0	<2,0	<1,0	<1,0	<1,0	<5,0
MW-10D	6/27/2018		<1,0	<1,0	<1,0	<1,0	<1,0	3,6	<1,0	<2,0	<2,0	<2,0	<2,0	<1,0	<1,0	<1,0	<1,0	<1,0	<1,0	<1,0	<5,0	NS	<1,0	<10	<1,0	<5,0	<25	<1,0	<1,0	<1,0	<2,0	<1,0	<2,0	<1,0	<2,0	<1,0	<1,0	<1,0	<5,0
MW-10D	10/18/2018		<1,0	<1,0	<1,0	<1,0	<1,0	3,9	<1,0	<2,0	<2,0	<2,0	<2,0	<1,0	<1,0	<1,0	<1,0	<1,0	<1,0	<1,0	<5,0	NS	<1,0	<10	<1,0	<5,0	<25	<1,0	<1,0	<1,0	<2,0	<1,0	<2,0	<1,0	<2,0	<1,0	<1,0	<1,0	<5,0
MW-10D	1/23/2019		<1,0	<1,0	<1,0	<1,0	<1,0	3,5	<1,0	<2,0	<2,0	<2,0	<2,0	<1,0	<1,0	<1,0	<1,0	<1,0	<1,0	<1,0	<5,0	NS	<1,0	<10	<1,0	<5,0	<25	<1,0	<1,0	<1,0	<2,0	<1,0	<2,0	<1,0	<2,0	<1,0	<1,0	<1,0	<5,0
MW-10D	4/24/2019		<1,0	0,28 J	<1,0	<1,0	<1,0	3,7	<1,0	<2,0	<2,0	<2,0	<2,0	<1,0	<1,0	<1,0	<1,0	<1,0	<1,0	<1,0	<5,0	NA	<1,0	<10	<1,0	<5,0	<25	<1,0	<1,0	<1,0	<2,0	<1,0	<2,0	<1,0	<2,0	<1,0	<1,0	<1,0	<5,0
MW-10D	8/1/2019		<1,0	0,29	<1,0	<1,0	<1,0	2,7	<1,0	<2,0	<2,0	<2,0	<2,0	<1,0	<1,0	<1,0	<1,0	<1,0	<1,0	<1,0	<5,0	NS	<1,0	<10	<1,0	<5,0	<25	<1,0	<1,0	<1,0	<2,0	<1,0	<2,0	<1,0	<2,0	<1,0	<1,0	<1,0	<5,0
MW-10D	10/31/2019		<1,0	<1,0	<1,0	<1,0	<1,0	2,3	<1,0	<2,0	<1,0	<1,0	<2,0	<1,0	<1,0	<1,0	<1,0	<1,0	<1,0	<1,0	<5,0	NS	<1,0	<10	<1,0	<5,0	<25	<1,0	<1,0	<1,0	<2,0	<1,0	<2,0	<1,0	<2,0	<1,0	<1,0	<1,0	<5,0
MW-10D	1/23/2020		<1,0	<1,0	<1,0	<1,0	<1,0	3	<1,0	<2,0	<2,0	<2,0	<2,0	<1,0	<1,0	<1,0	<1,0	<1,0	<1,0	<1,0	<5,0	NA	<1,0	<10	<1,0	<5,0	<25	<1,0	<1,0	<1,0	<2,0	<1,0	<2,0	<1,0	<2,0	<1,0	<1,0	<1,0	<5,0
MW-10D	10/22/2020		<1,0	<1,0	<1,0	<1,0	<1,0	2,7	<1,0	<2,0	<2,0	<2,0	<2,0	<1,0	<1,0	<1,0	<1,0	<1,0	<1,0	<1,0	<5,0	NS	<1,0	<10	<1,0	<5,0	<25	<1,0	<1,0	<1,0	<2,0	<1,0	<2,0	<1,0	<2,0	<1,0	<1,0	<1,0	<5,0
MW-10D	12/15/2021		<1,0	<1,0	<1,0	<1,0	<1,0	2,2	<1,0	<2,0	<2,0	<2,0	<2,0	<1,0	<1,0	<1,0	<1,0	<1,0	<1,0	<1,0	<5,0	NS	<1,0	<10	<1,0	<5,0	<25	<1,0	<1,0	<1,0	<2,0	<1,0	<2,0	0,47 J	<2,0	<1,0	<1,0	<1,0	<5,0
MW-10D	11/9/2022		<1,0	<1,0	<1,0	<1,0	<1,0	1,9	<1,0	<2,0	<2,0	<2,0	<2,0	<1,0	<1,0	<1,0	<1,0	<1,0	<1,0	<1,0	<5,0	NA	<1,0	<10	<1,0	<5,0	<25	<1,0	<1,0	<1,0	<2,0	<1,0	<2,0	<1,0	<2,0	<1,0	<1,0	<1,0	<5,0
MW-10D	11/10/2023		<1,0	<1,0	<1,0	<1,0	<1,0	1,9	<1,0	<2,0	<2,0	<2,0	<2,0	<1,0	<1,0	<1,0	<1,0	<1,0	<1,0	<1,0	<5,0	NA	<1,0	<10	<1,0	<5,0	<25	<1,0	<1,0	<1,0	<2,0	<1,0	<2,0	<1,0	<2,0	<1,0	<1,0	<1,0	<5,0
MW-10D	12/9/2024		<1,0	<1,0	<1,0	<1,0	<1,0	2,5	<1,0	<5,0	<1,0	<5,0	<1,0	<1,0	<1,0	<1,0	<1,0	<1,0	<1,0	<1,0	<10	NA	<1,0	<10	<1,0	<10	<10	<1,0	<1,0	<1,0	<2,0	<1,0	<1,0	<1,0	<5,0	<1,0	<1,0	<1,0	<5,0
MW-11D	7/26/2006		NS	<1,5	<1,0	<1,5	<1,0	9,8	NS	<1,0	NS	NS	NS	<1,0	<0,5	<2,0	<1,0	NS	<0,5	NS	<10	NA	<0,5	<3,0	NS	<10	<10	NS	<1,5	<1,0	<4,5	<1,5	<1,0	<1,5	<1,0	<1,5	<1,951	NA	NA	NS
MW-11D	8/30/2007		NS	<3,0	NS	NS	<2,0	3,3	NS	NS	NS	NS	NS	NS	<1,0	NS	NS	NS	NS	NS	NS	NA	NS	NS	NS	NS	NS	NS	NS	NS	NS	NS	NS	<3,0	NS	NS	<1,952	NA	NA	NS
MW-11D	12/20/2007	DUP	NS	<3,4	<1,4	<3,5	<4,5	<3,6	NS	NS	NS	NS	NS	<3,0	<1,9	<4,4	<2,5	NS	<1,8	NS	NS	NA	NS	NS	NS	NS	NS	NS	NS	<2,9	NS	<5,3	<2,1	<8,5	<3,4	<3,6	<1,954	NA	NA	NS
MW-11D	12/20/2007		NS	<3,4	<1,4	<3,5	<4,5	<3,6	NS	NS	NS	NS	NS	<3,0	<1,9	<4,4	<2,5	NS	<1,8	NS	NS	NA	NS	NS	NS	NS	NS	NS	NS	<2,9	NS	<5,3	<2,1	<8,5	<3,4	<3,6	<1,953	NA	NA	NS
MW-11D	3/18/2008		NS	<1,7	<0,70	<1,8	<2,2	<1,8	NS	NS	NS	NS	NS	<1,5	<0,95	<2,2	<1,2	NS	<0,90	NS	NS	NA	NS	NS	NS	NS	NS	NS	NS	<1,4	NS	<2,6	<1,0	<4,2	<1,7	<1,8	<1,955	NA	NA	NS
MW-11D	6/20/2008		NS	<3,4	<1,4	<3,5	<4,5	<3,6	NS	NS	NS	NS	NS	<3,0	<1,9	<4,4	<2,5	NS	<1,8	NS	NS	NA	NS	NS	NS	NS	NS	NS	NS	<2,9	NS	<5,3	<2,1	<8,5	<3,4	<3,6	<1,956	NA	NA	NS
MW-11D	9/16/2008		NS	<3,7	<2,1	<4,0	<3,7	<3,4	NS	NS	NS	NS	NS	<0,75	<4,3	<5,2	<2,3	NS	<2,0	NS	NS	NA	NS	NS	NS	NS	NS	NS	NS	<1,2	NS	<4,5	<2,4	<3,6	<4,3	<3,9	<1,957	NA	NA	NS
MW-11D	12/15/2008		NS	<18	<10	<20	<18	<17	NS	NS	NS	NS	NS	<6,0	<22	<26	<12	NS	<10	NS	NS	NA	NS	NS	NS	NS	NS	NS	NS	<14	<3,8	NS	<22	<12	<18	<22	<20	<1,958	NA	NA	NS
MW-11D	3/30/2009		NS	<5,4	<6,6	<7,4	<6,6	<4,8	NS	NS	NS	NS	NS	<5,4	<13	<4,0	<6	NS	<7,6	NS	NS	NA	NS	NS	NS	NS	NS	NS	NS	<7,4	NS	<7,6	<5,4	<6	<4,0	<6,8	<1,959	NA	NA	NS
MW-11D	7/10/2009		NS	<0,4	<0,23	<0,34	<0,45	<0,5	NS	NS	NS	NS	NS	<0,32	<0,34	<0,34	<0,34	NS	<0,41	NS	NS	NA	NS	NS	NS	NS	NS	NS	NS	<0,31	NS	<0,51	<0,37	<0,66	<0,37	<0,53	<1,960	NA	NA	NS
MW-11D	9/30/2009		NS	<2,7	<3,3	<3,7	<3,3	<2,4	NS	NS	NS	NS	NS	<2,7	<6,5	<2,0	<3,0	NS	<3,8	NS	NS	NA	NS	NS	NS	NS	NS	NS	NS	<3,7	NS	<3,8	<2,7	<3,0	<2,0	<3,4	<1,961	NA	NA	NS
MW-11D	12/31/2009		NS	<0,20	<0,32	<0,40	<0,30	<0,21	NS	NS	NS	NS	NS	<0,24	<0,28	<0,30	<0,27	NS	<0,23	NS	NS	NA	NS	NS	NS	NS	NS	NS	NS	<0,20	NS	<0,24	0,31	<0,36	<0,31	<1,962	NA	NA	NS
MW-11D	3/6/2010	DUP	NS	<1,5	<0,85	<1,5	<0,50	<1,5	NS	NS	NS	NS	NS	<0,52	<0,82	<0,98	<0,92	NS	<1,0	NS	NS	NA	NS	NS	NS	NS	NS	NS	NS	<1,0	NS	<0,82	<0,69	<1,8	<0,83	<0,50	<1,964	NA	NA	NS
MW-11D	3/6/2010		NS	<3,0	<1,7	<1,4	<1,0	<3,0	NS	NS	NS	NS	NS	<1,0	<1,6	<2,0	<1,8	NS	<2,0	NS	NS	NA	NS	NS	NS	NS	NS	NS	NS	<2,0	NS	<1,6	<1,4	<3,6	<1,7	<1,0	<1,963	NA	NA	NS
MW-11D	6/12/2010	DUP	NS	<2,0	<1,2	<1,7	<2,2	<2,5	NS	NS	NS	NS	NS	<1,6	<1,7	<1,7	<1,7	NS	<2,0	NS	NS	NA	NS	NS	NS	NS	NS	NS	NS	<1,6	NS	<2,6	<1,8	<3,3	<1,8	<2,6	<1,966	NA	NA	NS
MW-11D	6/12/2010		NS	<0,4	<0,23	<0,34	<0,45	<0,5	NS	NS	NS	NS	NS	<0,32	<0,34	<0,34	<0,34	NS	<0,41	NS	NS	NA	NS	NS	NS	NS	NS	NS	NS	<0,31	NS	<0,51	<0,37	<0,66	<0,49	<0,53	<1,965	NA	NA	NS
MW-11D	8/4/2010		NS	<2,2	<2,9	<2,9	<2,2	<2,9	NS	NS	NS	NS	NS	<2,6	<3,3	<2,7	<2,9	NS	<2,2	NS	NS	NA	NS	NS	NS	NS	NS	NS	NS	<2,8	NS	<3,4	<2,0	<5,1	<2,5	<5,0	<1,967	NA	NA	NS
MW-11D	10/15/2010		NS	<2,2	<2,9	<2,9	<2,2	<2,9	NS	NS	NS	NS	NS	<2,6	<3,3	<2,7	<2,9	NS	<2,2	NS	NS	NA	NS	NS	NS	NS	NS	NS	NS	<2,8	NS	<3,4	<2,0	<5,1	<2,5	<5,0	<1,968	NA	NA	NS
MW-11D	2/28/2011		NS	<2,0	<2,3	<2,2	<2,5	<2,3	NS	NS	NS	NS	NS	<2,5	<2,0	<2,5	<2,0	NS	<2,3	NS	NS	NA	NS	NS	NS	NS	NS	NS	NS	<2,0	NS	<2,5	<2,0	<5,0	<2,2	<5,0	<1,969	NA	NA	NS
MW-11D	5/27/2011		NS	<4,0	<4,6	<4,4	<5,0	<4,6	NS	NS	NS	NS	NS	<5,0	<4,0	<5,0	<4,0	NS	<4,6	NS	NS	NA	NS	NS	NS	NS	NS	NS	NS	<4,0	NS	<5,0	<4,0	<10	<4,4	<10	<1,970	NA	NA	NS
MW-11D	8/24/2011		NS	<2,0	<2,3	<2,2	<2,5	<2,3	NS	NS	NS	NS	NS	<2,5	<2,0	<2,5	<2,0	NS	<2,3	NS	NS	NA	NS	NS	NS	NS	NS	NS	NS	<2,0	NS	<2,5	<2,0	<5,0	<2,2	<5,0	<1,971	NA	NA	NS
MW-11D	11/15/2011		NS	<2,0	<2,3	<2,2	<2,5	<2,3	NS	NS	NS	NS	NS	<2,5	<2,0	<2,5	<2,0	NS	<2,3	NS	NS	NA	NS	NS	NS	NS	NS	NS	NS	<2,0	NS	<2,5	<2,0	<5,0	<2,2	<5,0	<1,972	NA	NA	NS
MW-11D	2/28/2012		NS	<0,2	<0,23	<0,22	<0,25	<0,23	NS	NS	NS	NS	NS	<0,25	<0,2	<0,25	<0,2	NS	<0,23	NS	NS	NA	NS	NS	NS	NS	NS	NS	NS	<0,2	NS	<0,25	<0,2	<0,5	0,29	<0,5	<1,973	NA	NA	NS
MW-11D	4/23/2012		NS	<1,0	<1,2	<1,1	<1,3	<1,2	NS	NS	NS	NS	NS	<1,3	<1,0	<1,3	<1,0	NS	<1,2	NS	NS	NA	NS	NS	NS	NS	NS	NS	NS	<1,0	NS	<1,3	<1,0	<2,5	<1,1	<2,5	<1,974	NA	NA	NS
MW-11D	8/20/2012		NS	<1,0	<1,2	<1,1	<1,3	<1,2	NS	NS	NS	N

Appendix A
Groundwater Analytical Results - February 2003 - December 2024 (µg/L)
Perma-Fix of South Georgia Inc., Valdosta, GA

Chlorinated and Non-Chlorinated VOCs																																					
Sample Location	Sample Date	QA/QC Reference	1,1,1,2-Tetrachloroethane	1,1,1-Trichloroethane	1,1,2,2-Tetrachloroethane	1,1,2-Trichloroethane	1,1-Dichloroethane	1,1-Dichloroethene	1,1-Dichloropropene	1,2,3-Trichlorobenzene	1,2,3-Trichloropropane	1,2,4-Trichlorobenzene	1,2-Dibromoethane (EDB) (Ethylene dibromide)	1,2-Dichlorobenzene	1,2-Dichloroethane	1,2-Dichloropropane	1,3-Dichlorobenzene	1,3-Dichloropropane	1,4-Dichlorobenzene (para dichlorobenzene)	2,2-Dichloropropane	2-Butanone (MEK)	2-Chloroethyl Vinyl Ether	2-Chlorotoluene	2-Hexanone	4-Chlorotoluene	4-Methyl-2-Pentanone (MIBK)	Acetone	Bromobenzene	Bromochloromethane (Chlorobromomethane)	Bromodichloromethane (dichlorobromomethane, dichloromethylbromide)	Carbon Disulfide	Carbon Tetrachloride	Chlorobenzene	Chloroethane	Chloroform	Chloromethane	Cis-1,2-Dichloroethene	Cis-1,3-Dichloropropene	Dibromochloromethane (Chlorodibromomethane)	Dibromochloropropane (DBCP) (1,2-Dibromo-3-Chloropropane)
GW Standard			1 [b]	200 [a]	1 [b]	5 [a]	1 [b]	7 [a]	1 [b]	1 [a]	1 [b]	70 [a]	0,05 [a]	600 [a]	5 [a]	5 [a]	1 [b]	1 [b]	75 [a]	1 [b]	10 [b]	--	1 [b]	10 [b]	1 b	10 [b]	10 [b]	1 [b]	1 [b]	80 [a]	2 [b]	5 [a]	100 [a]	5 [b]	80 [a]	1 [b]	70 [a]	1 [b]	80 [a]	0,2 [a]
MW-11D	12/13/2013		NS	<0,2	<0,24	<0,2	<0,21	<0,2	NS	NS	NS	NS	NS	<0,22	<0,22	<0,26	<0,25	NS	<0,2	NS	NS	NA	NS	NS	NS	NS	NS	NS	NS	<0,2	NS	<0,31	<0,2	<0,5	<0,26	<0,5	<1,980	NA	NA	NS
MW-11D	3/19/2014		NS	<0,34	<0,27	<0,32	<0,26	<0,25	NS	NS	NS	NS	NS	<0,29	<0,24	<0,36	<0,20	NS	<0,2	NS	NS	NA	NS	NS	NS	NS	NS	NS	NS	<0,26	NS	<0,40	<0,24	<0,5	<0,31	<0,53	<1,981	NA	NA	NS
MW-11D	6/17/2014		NS	<0,34	<0,28	<0,32	<0,26	<0,25	NS	NS	NS	NS	NS	<0,29	<0,24	<0,36	<0,20	NS	<0,2	NS	NS	NA	NS	NS	NS	NS	NS	NS	NS	<0,26	NS	<0,40	<0,24	<0,5	<0,31	<0,53	<1,982	NA	NA	NS
MW-11D	12/9/2014		NS	<1,0	<0,50	<1,0	<1,0	<1,0	NS	<5,0	NS	NS	NS	<1,0	<1,0	<2,0	<1,0	NS	<1,0	NS	NA	NA	<5,0	NA	NS	NA	NA	NS	NS	<5,0	<1,0	NA	<1,0	<1,0	<2,0	<1,0	<2,0	<1,983	NA	NA	NS
MW-11D	3/13/2015	DUP	NS	0.62	<1,3	<1,3	<1,3	19.4	NS	NS	NS	NS	NS	<1,3	<1,3	<1,3	<1,3	NS	<1,3	NS	NS	NA	NS	NS	NS	NS	NS	NS	NS	<1,3	NS	<1,3	<1,3	<2,5	<1,3	<2,5	<1,985	NA	NA	NS
MW-11D	3/13/2015		NS	<1,0	<1,0	<1,0	<1,0	<1,0	NS	NS	NS	NS	NS	<1,0	<1,0	<1,0	<1,0	NS	<1,0	NS	NS	NA	NS	NS	NS	NS	NS	NS	NS	<1,0	NS	<1,0	<1,0	<2,0	<1,0	<2,0	<1,984	NA	NA	NS
MW-11D	6/4/2015		NS	<5,0	<5,0	<5,0	<5,0	<5,0	NS	NS	NS	NS	NS	<5,0	<5,0	<5,0	<5,0	NS	<5,0	NS	NS	<25	NS	NS	NS	NS	NS	NS	NS	<5,0	NS	<5,0	<5,0	<10	<5,0	<10	<1,986	<5,0	<5,0	NS
MW-11D	8/15/2015		NS	<5,0	<5,0	<5,0	<5,0	<5,0	NS	NS	NS	NS	NS	<5,0	<5,0	<5,0	<5,0	NS	<5,0	NS	NS	<25	NS	NS	NS	NS	NS	NS	NS	<5,0	NS	<5,0	<5,0	<10	<5,0	<10	<1,987	<5,0	<5,0	NS
MW-11D	12/19/2015		NS	<5,0	<5,0	<5,0	<5,0	<5,0	NS	NS	NS	NS	NS	<5,0	<5,0	<5,0	<5,0	NS	<5,0	NS	NS	<25	NS	NS	NS	NS	NS	NS	NS	<5,0	NS	<5,0	<5,0	<10	<5,0	<10	<1,988	<5,0	<5,0	NS
MW-11D	3/20/2016		NS	<1,0	<1,0	<1,0	<1,0	<1,0	NS	NS	NS	NS	NS	<1,0	<1,0	<1,0	<1,0	NS	<1,0	NS	NS	<5,0	NS	NS	NS	NS	NS	NS	NS	<1,0	NS	<1,0	<1,0	<2,0	<1,0	<2,0	<1,989	<1,0	<1,0	NS
MW-11D	6/16/2016		<10	<10	<10	<10	<10	<10	<10	<20	<20	<20	<20	<10	<10	<10	<10	<10	<10	<10	<50	NS	<10	<100	<10	<50	<250	<10	<10	<10	<20	<10	<10	<20	<10	<20	<1,990	<10	<10	<50
MW-11D	9/23/2016		<5,0	<5,0	<5,0	<5,0	<5,0	<5,0	<5,0	<10	<10	<10	<10	<5,0	<5,0	<5,0	<5,0	<5,0	<5,0	<5,0	<25	NS	<5,0	<50	<5,0	<25	<130	<5,0	<5,0	<5,0	<10	<5,0	<5,0	<10	<5,0	<10	<1,991	<5,0	<5,0	<25
MW-11D	1/21/2017		<10	<10	<10	<10	<10	<10	<10	<20	<20	<20	<20	<10	<10	<10	<10	<10	<10	<10	<50	NS	<10	<100	<10	<50	<250	<10	<10	<10	<20	<10	<10	<20	<10	<20	<1,992	<10	<10	<50
MW-11D	3/24/2017		<1,0	<1,0	<1,0	<1,0	<1,0	<1,0	<1,0	<1,0	<2,0	<1,0	<1,0	<1,0	<1,0	<1,0	<1,0	<1,0	<1,0	<1,0	<10	NS	<2,0	<5,0	<2,0	<5,0	<10	<1,0	<1,0	<1,0	<2,0	<1,0	<1,0	0,26	<1,0	<1,0	<1,0	<1,0	<1,0	<2,0
MW-11D	7/2/2017		<5,0	2,2	<5,0	<5,0	<5,0	<5,0	<5,0	<10	<10	<10	<10	<5,0	<5,0	<5,0	<5,0	<5,0	<5,0	<5,0	<25	NS	<5,0	<50	<5,0	<25	<130	<5,0	<5,0	<5,0	<10	<5,0	<5,0	<10	<5,0	<10	<5,0	<5,0	<5,0	<25
MW-11D	9/21/2017		<5,0	<5,0	<5,0	<5,0	<5,0	<5,0	<5,0	<10	<10	<10	<10	<5,0	<5,0	<5,0	<5,0	<5,0	<5,0	<5,0	<25	NS	<5,0	<50	<5,0	<25	<130	<5,0	<5,0	<5,0	<10	<5,0	<5,0	<10	<5,0	<10	<5,0	<5,0	<5,0	<25
MW-11D	1/11/2018	DUP	<1,0	<1,0	<1,0	<1,0	<1,0	<1,0	<1,0	<2,0	<2,0	<2,0	<2,0	<1,0	<1,0	<1,0	<1,0	<1,0	<1,0	<1,0	<5,0	NS	<1,0	<10	<1,0	<5,0	<25	<1,0	<1,0	<1,0	<2,0	<1,0	<1,0	<2,0	<1,0	<2,0	0,3	<1,0	<1,0	<5,0
MW-11D	1/11/2018		<1,0	<1,0	<1,0	<1,0	<1,0	<1,0	<1,0	<2,0	<2,0	<2,0	<2,0	<1,0	<1,0	<1,0	<1,0	<1,0	<1,0	<1,0	<5,0	NS	<1,0	<10	<1,0	<5,0	<25	<1,0	<1,0	<1,0	<2,0	<1,0	<1,0	<2,0	<1,0	<2,0	<1,0	<1,0	<1,0	<5,0
MW-11D	3/14/2018		<5,0	<5,0	<5,0	<5,0	<5,0	<5,0	<5,0	<10	<10	<10	<10	<5,0	<5,0	<5,0	<5,0	<5,0	<5,0	<5,0	<25	NS	<5,0	<50	<5,0	<25	<130	<5,0	<5,0	<5,0	<10	<5,0	<5,0	<10	<5,0	<10	<5,0	<5,0	<5,0	<25
MW-11D	6/27/2018		<2,0	0,62 J	<2,0	<2,0	<2,0	<2,0	<2,0	<4,0	<4,0	<4,0	<4,0	<2,0	<2,0	<2,0	<2,0	<2,0	<2,0	<2,0	<10	NS	<2,0	<20	<2,0	<10	<50	<2,0	<2,0	<2,0	<4,0	<2,0	<2,0	<4,0	<2,0	<4,0	<2,0	<2,0	<2,0	<10
MW-11D	10/19/2018		<2,5	4,3 J	<2,5	<2,5	<2,5	<2,5	<2,5	<5,0	<5,0	<5,0	<5,0	<2,5	<2,5	<2,5	<2,5	<2,5	<2,5	<2,5	<13	NS	<2,5	<25	<2,5	<13	<63	<2,5	<2,5	<2,5	<5,0	<2,5	<2,5	<5,0	<2,5	<5,0	<2,5	<2,5	<2,5	<13
MW-11D	1/23/2019		<2,0	<2,0	<2,0	<2,0	<2,0	<2,0	<2,0	<4,0	<4,0	<4,0	<4,0	<2,0	<2,0	<2,0	<2,0	<2,0	<2,0	<2,0	<10	NS	<2,0	<20	<2,0	<10	<50	<2,0	<2,0	<2,0	<4	<2,0	<2,0	<4	<2,0	<4	<2,0	<2,0	<2,0	<10
MW-11D	4/24/2019		<2,0	2,4	<2,0	<2,0	<2,0	<2,0	<2,0	<4,0	<4,0	<4,0	<4,0	<2,0	<2,0	<2,0	<2,0	<2,0	<2,0	<2,0	<10	NS	<2,0	<20	<2,0	<10	<50	<2,0	<2,0	<2,0	<4,0	<2,0	<2,0	<4,0	<2,0	<4,0	<2,0	<2,0	<2,0	<10
MW-11D	8/1/2019		<2,0	2,3	<5,0	<5,0	<5,0	<5,0	<5,0	<10	<10	<10	<10	<5,0	<5,0	<5,0	<5,0	<5,0	<5,0	<5,0	18	NS	<5,0	<50	<5,0	<25	<130	<5,0	<5,0	<5,0	<10	<5,0	<5,0	<10	<5,0	<10	<5,0	<5,0	<5,0	<25
MW-11D	10/31/2019		<2,0	1,4	<5,0	<5,0	<5,0	<5,0	<5,0	<10	<10	<10	<10	<5,0	<5,0	<5,0	<5,0	<5,0	<5,0	<5	<5,0	<25	NS	<5,0	<50	<5,0	<25	<130	<5,0	<5,0	<5,0	<10	<5,0	<5,0	<10	<5,0	<10	<5,0	<5,0	<5,0	<25
MW-11D	1/23/2020		<2,0	12	<1,0	<1,0	<1,0	0,81 J	<1,0	<2,0	<2,0	<2,0	<2,0	<1,0	<1,0	<1,0	<1,0	<1,0	<1,0	<1,0	<5,0	NS	<1,0	<10	<1,0	<5,0	<25	<1,0	<1,0	<1,0	<2,0	<1,0	<1,0	<2,0	<1,0	<2,0	<1,0	<1,0	<1,0	<5,0
MW-11D	10/22/2020		<2,0	5,5	<2,0	<2,0	<2,0	<2,0	<2,0	<4,0	<4,0	<4,0	<4,0	<2,0	<2,0	<2,0	<2,0	<2,0	<2,0	<2,0	<10	NS	<2,0	<20	<2,0	<10	<50	<2,0	<2,0	<2,0	<4,0	<2,0	<2,0	<4,0	<2,0	<4,0	<2,0	<2,0	<2,0	<10
MW-11D	4/23/2021		<2,0	3,3	<2,0	<2,0	<2,0	0,35 J	<2,0	<4,0	<4,0	<4,0	<4,0	<2,0	<2,0	<2,0	<2,0	<2,0	<2,0	<2,0	<10	NS	<2,0	<20	<2,0	<10	<50	<2,0	<2,0	<2,0	<4,0	<2,0	<2,0	<4,0	<2,0	<4,0	<2,0	<2,0	<2,0	<10
MW-11D	12/15/2021		<5,0	1,4 J	<5,0	<5,0	<5,0	<5,0	<5,0	<10	<10	<10	<10	<5,0	<5,0	<5,0	<5,0	<5,0	<5,0	<5,0	<25	NS	<5,0	<50	<5,0	<25	<130	<5,0	<5,0	<5,0	<10	<5,0	<5,0	<10	<5,0	<10	<5,0	<5,0	<5,0	<25
MW-11D	5/19/2022		<5,0	<5,0	<5,0	<5,0	<5,0	<5,0	<5,0	<10	<10	<10	<10	<5,0	<5,0	<5,0	<5,0	<5,0	<5,0	<5,0	<25	NS	<5,0	<50	<5,0	<25	<130	<5,0	<5,0	<5,0	<10	<5,0	<5,0	<10	<5,0	<10	<5,0	<5,0	<5,0	<25
MW-11D	11/10/2022		<5,0	3,1 J	<5,0	<5,0	<5,0	<5,0	<5,0	<10	<4,0	<10	<10	<5,0	<5,0	<5,0	<5,0	<5,0	<5,0	<5,0	<25	NA	<2,0	<50	<2,0	<25	<130	<5,0	<5,0	<5,0	<10	<5,0	<5,0	<10	<5,0	<10	<5,0	<5,0	<5,0	<25
MW-11D	4/20/2023		<5,0	<5,0	<5,0	<5,0	<5,0	<5,0	<5,0	<10	<10	<10	<10	<5,0	<5,0	<5,0	<5,0	<5,0	<5,0	<5,0	<25	NS	<5,0	<50	<5,0	<25	<130	<5,0	<5,0	<5,0	<10	<5,0	<5,0	<10	<5,0	<10	<5,0	<5,0	<5,0	<25
MW-11D	12/13/2023		<2,5	<2,5	<2,5	<2,5	<2,5	<2,5	<2,5	<5,0	<5,0	<5,0	<5,0	<2,5	<2,5	<2,5	<2,5	<2,5	<2,5	<2,5	<13	NS	<2,5	<25	<2,5	<13	<63	<2,5	<2,5	<2,5	<5,0	<2,5	<5,0	<10	<2,5	<5,0	<2,5	<2,5	<2,5	<13
MW-11D	5/2/2024		<2,0	<2,0	<2,0	<2,0	<2,0	<2,0	<2,0	<10	<2,0	<100	<2,0	<2,0	<2,0	<2,0	<2,0	<2,0	<2,0	<2,0	<20	NA	<2,0	<20	<2,0	<20	<20	<2,0	<2,0	<2,0	<4,0	<2,0	<2,0	<10	<2,0	<2,0	<2,0	<2,0	<2,0	<10
MW-11D	12/10/2024		<1,0	<1,0	<1,0	<1,0	<1,0	<1,0	<1,0	<5,0	<1,0	<5,0	<1,0	<1,0	<1,0	<1,0	<1,0	<1,0	<1,0	<1,0	<10	NA	<1,0	<10	<1,0	<10	<10	<1,0	<1,0	<1,0	<2,0	<1,0	<1,0	<1,0	<1,0	<1,0	<1,0	<1,0	<1,0	<5,0
MW-12D	7/20/2006		NS	<0,3	<0,2	<0,3	<0,2	<0,2	NS	<0,2	NS	NS	NS	<0,2	<0,1	<0,4	<0,2	NS	<0,1	NS	<2,0	NA	<0,1	<0,6	NS	<2,0	<2,0	NS	<0,3	<0,2	<0,9	<0,3	<0,2	<0,3	<0,2	<0,3	<1,993	NA	NA	NS
MW-12D	8/30/2007		NS	<0,3	NS	NS	<0,2	<0,2	NS	NS	NS	NS	NS	NS	<0,1	NS	NS	NS	NS	NS	NS	NA	NS	NS	NS	NS	NS	NS	NS	NS	NS	NS	NS	<0,3	NS	NS	<1,994	NA	NA	NS
MW-12D	12/20/2007		NS	<0,3	<0,1	<0,4	<0,5	<0,4	NS	NS	NS	NS	NS	<0,3	<0,2	<0,4	<0,3	NS	<0,2	NS	NS	NA	NS	NS	NS	NS	NS	NS	NS	<0,3	NS	<0,5	<0,2	<0,9	<0,3	<0,4	<1,995	NA	NA	NS
MW-12D	3/18/2008		NS	<0,34	<0,14	<0,35	<0,45	0,69	NS	NS	NS	NS	NS	<0,30	<0,19	<0,44	<0,25	NS	<0,18	NS	NS	NA	NS	NS	NS	NS	NS	NS	NS	<0,29	NS	<0,53	<0,21	<0,85	<0,34	<0,36	<1,996	NA	NA	NS
MW-12D	6/20/2008		NS	<0,34	<0,14	<0,35	<0,45	<0,36	NS	NS	NS	NS	NS	<0,30	<0,19	<0,44	<0,25	NS	<0,18	NS	NS	NA	NS	NS	NS	NS	NS	NS	NS	<0,29	NS	<0,53	<0,21	<0,85	<0,34	<0,36	<1,997	NA	NA	NS
MW-12D	9/23/2008		NS	<0,37	<0,21	<0,40	<0,37	<0,34	NS	NS	NS	NS	NS	<0,08	<0,43	<0,52	<0,23	NS	<0,20	NS	NS	NA	NS	NS	NS	NS	NS	NS	NS	<0,12	NS	<0,45	<0,24	<0,36	<0,43	<0,39	<1,998	NA	NA	NS
MW-12D	12/15/2008		NS	2	<0,21	<0,40	<0,37	<0,34	NS	NS	NS	NS	NS	<0,12	<0,43	<0,52	<0,23	NS	<0,20	NS	NS	NA	NS	NS	NS	NS	NS	NS	NS	<0,28	<0,08	NS	<0,45	<0,24	<0,36	<0,43	<0,39	<1,999	NA	NA	NS
MW-12D	3/30/2009		NS	<0,27	<0,33	<0,37	<0,33	<0,24	NS	NS	NS	NS	NS	<0,27	<0,65	<0,2	<0,3	NS	<0,38	NS	NS	NA	NS	NS	NS	NS	NS	NS	NS	<0,37	NS	<0,38	<0,27	<0,3	<0,2	<0,34	<1,1000	NA	NA	NS
MW-12D	3/30/2009		NS	<0,27	<0,33	<0,37	<0,33	<0,24	NS	NS	NS	NS	NS	<0,27	<0,65	<0,2	<0,3	NS	<0,38	NS	NS	NA	NS	NS	NS	NS	NS	NS	NS	<0,37	NS	<0,38	<0,27	<0,3	<0,2	<0,34	<1,1001	NA	NA	NS
MW-12D	7/10/2009		NS	<0,4	<0,23	<0,34	<0,45	<0,5	NS	NS	NS	NS	NS	<0,32	<0,34	<0,34	<0,34	NS	<0,41	NS	NS	NA	NS	NS	NS	NS	NS	NS	NS	<0,31	NS	<0,51	<0,37	<0,66	<0,37	<0,53	<1,1002	NA	NA	NS
MW-12D	9/30/2009		NS	<0,27	<0,33	<0,37	<0,33	<0,24	NS	NS	NS	NS	NS	<0,27	<0,65	<0,20	<0,30	NS	<0,38	NS	NS	NA	NS	NS	NS	NS	NS	NS	NS	<0,37	NS	<0,38	<0,27	<0,30	<0,20	<0,34	<1,1003	NA	NA	NS
MW-12D	12/31/2009		NS	<0,20	<0,32	<0,40	<0,30	<0,21	NS	NS	NS	NS	NS	<0,24	<0,28	<0,30	<0,27	NS	<0,23	NS	NS	NA	NS	NS	NS	NS	NS	NS	NS	<0,20	NS	<0,20	<0,24	<0,31	<0,21	<0,31	<1,1004	NA	NA	NS
MW-12D	3/6/2010		NS	<0,15	<0,085	<0,068	<0,050	<0,15	NS	NS	NS	NS	NS	<0,052	<0,082	<0,098	<0,092	NS	<0,10	NS	NS	NA	NS	NS	NS	NS	NS	NS	NS	<0,10	NS	<0,082	<0,069	<0,18	<0,083	<0,050	<1,1005	NA	NA	NS
MW-12D	5/29/2010		NS	<0,4	<0,23	<0,34	<0,45	<0,5	NS	NS	NS	NS	NS	<0,32	<0,34	<0,34	<0,34	NS	<0,41	NS	NS	NA	NS	NS	NS	NS	NS	NS	NS	<0,31	NS	<0,51	<0,37	<0,66	<0,37	<0,53	<1,1006	NA	NA	NS
MW-12D	8/4/2010		NS	<0,22	<0,29	<0,29	<0,22	<0,29	NS	NS	NS	NS	NS	<0,26	<0,33	<0,27	<0,29	NS	<0,22	NS	NS	NA	NS	NS	NS	NS	NS	NS	NS	<0,28	NS	<0,34	<0,2	<0,51	<0,25	<0,5	<1,1007	NA	NA	NS
MW-12D	10/15/2010		NS	<0,22	<0,29	<0,29	<0,22	<0,29	NS	NS	NS	NS	NS	<0,26	<0,33	<0,27	<0,29	NS	<0,22	NS	NS	NA	NS	NS	NS	NS	NS	NS	NS	<0,28	NS	<0,34	<0,2	<0,51	<0,25	<0,5	<1,1008	NA	NA	NS
MW-12D	2/28/2011		NS	<0,20	<0,23	<0,22	<0,25	<0,23	NS	NS	NS	NS	NS	<0,25	<0,20	<0,25	<0,20	NS	<0,23	NS	NS	NA	NS	NS	NS	NS	NS	NS	NS	<0,20	NS	<0,25	<0,20	<0,50	<0,22	<0,50	<1,1009	NA	NA	NS
MW-12D	5/27/2011		NS	<0,20	<0,23	<0,22	<0,25	<0,23	NS	NS	NS	NS	NS	<0,25	<0,20	<0,25	<0,20	NS	<0,23	NS	NS	NA	NS	NS	NS	NS	NS	NS	NS	<0,20	NS	<0,25	<0,20	<0,50	0,4	<0,50	<1,1010	NA	NA	NS
MW-12D	8/24/2011		NS	<0,2	<0,23	<0,22	<0,25	<0,23	NS	NS	NS	NS	NS	<0,25	<0,2	<0,25	<0,2	NS	<0,23	NS	NS	NA	NS	NS	NS	NS	NS	NS	NS	<0,2	NS	<0,25	<0,2	<0,5	0,43	<0,5	<1,1011	NA	NA	NS
MW-12D	11/15/2011		NS	<0,2	<0,23	<0,22	<0,25	<0,23	NS	NS	NS	NS	NS	<0,25	<0,2	<0,25	<0,2	NS	<0,23	NS	NS	NA	NS	NS	NS	NS	NS	NS	NS	<0,2	NS	<0,25	<0,2	<0,5	<0,22	<0,5	<1,1012	NA	NA	NS
MW-12D	2/28/2012		NS	<0,2	<0,23	<0,22	<0,25	<0,23	NS	NS	NS	NS	NS	<0,25	<0,2	<0,25	<0,2	NS	<0,23	NS	NS	NA	NS	NS	NS	NS	NS	NS	NS	<0,2	NS	<0,25	<0,2	<0,5	<0,22	<0,5	<1,1013	NA	NA	NS
MW-12D	4/23/2012		NS	<0,2	<0,23	<0,22	<0,25	<0,23	NS	NS	NS	NS	NS	<0,25	<0,2	<0,25	<0,2	NS	<0,23	NS	NS	NA	NS	NS	NS	NS	NS	NS	NS	<0,2	NS	<0,25	<0,2	<0,5	0,31	<0,5	<1,1014	NA	NA	NS
MW-12D	8/20/2012		NS	<0,2	<0,23	<0,22	<0,25	<0,23	NS	NS	NS	NS	NS	<0,25	<0,2	<0,25	<0,2	NS	<0,23	NS	NS	NA	NS	NS	NS	NS	NS	NS	NS	<0,2	NS	<0,25	<0,2	<0,5	<0,22	<0,5	<1,1015	NA	NA	NS
MW-12D	11/14/2012		NS	0,55	<0,24	<0,2	<0,21	<0,2	NS	NS	NS	NS	NS	<0,22	<0,22	<0,26	<0,25	NS	<0,2	NS	NS	NA	NS	NS	NS	NS	NS	NS	NS	<0,2	NS	<0,31	<0,2	<0,5	<0,26	<0,5	<1,1016	NA	NA	NS
MW-12D	3/4/2013		NS	<0,2	<0,24	<0,2	<0,21	<0,2	NS	NS	NS	NS	NS	<0,22	<0,22	<0,26	<0,25	NS	<0,2	NS	NS	NA	NS	NS	NS	NS	NS	NS	NS	<0,2	NS	<0,31	<0,2	<0,5	<0,26	<0,5	<1,1017	NA	NA	NS
MW-12D	6/12/2013	DUP	NS	<0,2	<0,24	<0,2	<0,21	<0,2	NS	NS	NS	NS	NS	<0,22	<0,22	<0,26	<0,25	NS	<0,2	NS	NS	NA	NS	NS	NS	NS	NS	NS	NS	<0,2	NS	<0,31	<0,2	<0,5	<0,26	<0,5	<1,1019	NA	NA	NS
MW-12D	6/12/2013		NS	<0,2	<0,24	<0,2	<0,21	<0,2	NS	NS	NS	NS	NS	<0,22	<0,22	<0,26	<0,25	NS	<0,2	NS	NS	NA	NS	NS	NS	NS	NS	NS	NS	<0,2	NS	<0,31	<0,2	<0,5	<0,26	<0,5	<1,1018	NA	NA	NS
MW-12D	8/28/2013		NS	0,41	<0,24	<0,2	<0,21	<0,2	NS	NS	NS	NS	NS	<0,22	<0,22	<0,26	<0,25	NS	<0,2	NS	NS	NA	NS	NS	NS	NS	NS	NS	NS	<0,2	NS	<0,31	<0,2	<0,5	<0,26	<0,5	<1,1020	NA	NA	NS
MW-12D	12/10/2013		NS	<0,2	<0,24	<0,2	<0,21	<0,2	NS	NS	NS	NS	NS	<0,22	<0,22	<0,26	<0,25	NS	<0,2	NS	NS	NA	NS	NS	NS	NS	NS	NS	NS	<0,2	NS	<0,31	<0,2	<0,5	<0,26	<0,5	<1,1021	NA	NA	NS
MW-12D	3/18/2014		NS	<0,34	<0,27	<0,32	<0,26	<0,25	NS	NS	NS	NS	NS	<0,24	<0,24	<0,36	<0,20	NS	<0,2	NS	NS	NA	NS	NS	NS	NS	NS	NS	NS	<0,26	NS	<0,40	<0,24	<0,5	<0,31	<0,53	<1,1022	NA	NA	NS
MW-12D	6/16/2014		NS	<0,34	<0,27	<0,32	<0,26	<0,25	NS	NS	NS	NS	NS	<0,24	<0,24	<0,36	<0,20	NS	<0,2	NS	NS	NA	NS	NS	NS	NS	NS	NS	NS	<0,26	NS	<0,40	<0,24	<0,5	<0,31	<0,53	<1,1023	NA	NA	NS
MW-12D	12/7/2014		NS	<1,0	<0,50	<1,0	<1,0	<1,0	NS	<5,0	NS	NS	NS	<1,0	<1,0	<2,0	<1,0	NS	<1,0	NS	NA	NA	<5,0	NA	NS	NA	NA	NS	NS	<5,0	<1,0	NA	<1,0	<1,0	<2,0	<1,0	<2,0	<1,1024	NA	NA	NS
MW-12D	3/11/2015		NS	<1,0	<1,0	<1,0	<1,0	<1,0	NS	NS	NS	NS	NS	<1,0	<1,0	<1,0	<1,0	NS	<1,0	NS	NS	NA	NS	NS	NS	NS	NS	NS	NS	NS	<1,0	NS	<1,0	<1,0	<2,0	<1,0	<2,0	<1,1025	NA	NA	NS
MW-12D	6/2/2015		NS	<1,0	<1,0	<1,0	<1,0	<1,0	NS	NS	NS	NS	NS	<1,0	<1,0	<1,0	<1,0	NS	<1,0	NS	NS	<5,0	NS	NS	NS	NS	NS	NS	NS	<1,0	NS	<1,0	<1,0	<2,0	<1,0	<2,0	<1,1026	<1,0	<1,0	NS
MW-12D	8/13/2015	DUP	NS	<1,0	<1,0	<1,0	<1,0	<1,0	NS	NS	NS	NS	NS	<1,0	<1,0	<1,0	<1,0	NS	<1,0	NS	NS	<5,0	NS	NS	NS	NS	NS	NS	NS	<1,0	NS	<1,0	<1,0	<2,0	<1,0	<2,0	<1,1028	<1,0	<1,0	NS
MW-12D	8/13/2015		NS	<1,0	<1,0	<1,0	<1,0	<1,0	NS	NS	NS	NS	NS	<1,0	<1,0	<1,0	<1,0	NS	<1,0	NS	NS	<5,0	NS	NS	NS	NS	NS	NS	NS	<1,0	NS	<1,0	<1,0	<2,0	<1,0	<2,0	<1,1027	<1,0	<1,0	NS
MW-12D	12/17/2015	DUP	NS	<1,0	<1,0	<1,0	<1,0	<1,0	NS	NS	NS	NS	NS	<1,0	<1,0	<1,0	<1,0	NS	<1,0	NS	NS	<5,0	NS	NS	NS	NS	NS	NS	NS	<1,0	NS	<1,0	<1,0	<2,0	<1,0	<2,0	<1,1030	<1,0	<1,0	NS
MW-12D	12/17/2015		NS	<1,0	<1,0	<1,0	<1,0	<1,0	NS	NS	NS	NS	NS	<1,0	<1,0	<1,0	<1,0	NS	<1,0	NS	NS	<5,0	NS	NS	NS	NS	NS	NS	NS	<1,0	NS	<1,0	<1,0	<2,0	<1,0	<2,0	<1,1029	<1,0	<1,0	NS
MW-12D	3/17/2016		NS	<1,0	<1,0	<1,0	<1,0	<1,0	NS	NS	NS	NS	NS	<1,0	<1,0	<1,0	<1,0	NS	<1,0	NS	NS	<5,0	NS	NS	NS	NS	NS	NS	NS	<1,0	NS	<1,0	<1,0	<2,0	<1,0	<2,0	<1,1031	<1,0	<1,0	NS
MW-12D	6/15/2016	DUP	<1,0	<1,0	<1,0	<1,0	<1,0	<1,0	<1,0	<2,0	<2,0	<2,0	<2,0	<1,0	<1,0	<1,0	<1,0	<1,0	<1,0	<1,0	<5,0	NS	<1,0	<10	<1,0	<5,0	<25	<1,0	<1,0	<1,0	<2,0	<1,0	<1,0	<2,0	<1,0	<2,0	<1,1

Appendix A
Groundwater Analytical Results - February 2003 - December 2024 (µg/L)
Perma-Fix of South Georgia Inc., Valdosta, GA

Chlorinated and Non-Chlorinated VOCs																																						
Sample Location	Sample Date	QA/QC Reference	1,1,1,2-Tetrachloroethane	1,1,1-Trichloroethane	1,1,2,2-Tetrachloroethane	1,1,2-Trichloroethane	1,1-Dichloroethane	1,1-Dichloroethene	1,1-Dichloropropene	1,2,3-Trichlorobenzene	1,2,3-Trichloropropane	1,2,4-Trichlorobenzene	1,2-Dibromoethane (EDB) (Ethylene dibromide)	1,2-Dichlorobenzene	1,2-Dichloroethane	1,2-Dichloropropane	1,3-Dichlorobenzene	1,3-Dichloropropane	1,4-Dichlorobenzene (para dichlorobenzene)	2,2-Dichloropropane	2-Butanone (MEK)	2-Chloroethyl Vinyl Ether	2-Chlorotoluene	2-Hexanone	4-Chlorotoluene	4-Methyl-2-Pentanone (MIBK)	Acetone	Bromobenzene	Bromochloromethane (Chlorobromomethane)	Bromodichloromethane (dichlorobromomethane, dichloromethylbromide)	Carbon Disulfide	Carbon Tetrachloride	Chlorobenzene	Chloroethane	Chloroform	Chloromethane	Cis-1,2-Dichloroethene	Cis-1,3-Dichloropropene	Dibromochloromethane (Chlorodibromomethane)	Dibromochloropropane (DBCP) (1,2-Dibromo-3-Chloropropane)
GW Standard			1 [b]	200 [a]	1 [b]	5 [a]	1 [b]	7 [a]	1 [b]	1 [a]	1 [b]	70 [a]	0,05 [a]	600 [a]	5 [a]	5 [a]	1 [b]	1 [b]	75 [a]	1 [b]	10 [b]	--	1 [b]	10 [b]	1 b	10 [b]	10 [b]	1 [b]	1 [b]	80 [a]	2 [b]	5 [a]	100 [a]	5 [b]	80 [a]	1 [b]	70 [a]	1 [b]	80 [a]	0,2 [a]
MW-12D	1/9/2018		<1.0	<1.0	<1.0	<1.0	<1.0	<1.0	<1.0	<2.0	<2.0	<2.0	<2.0	<1.0	<1.0	<1.0	<1.0	<1.0	<1.0	<1.0	<5.0	NS	<1.0	<10	<1.0	<5.0	<25	<1.0	<1.0	<1.0	<2.0	<1.0	<2.0	<1.0	<2.0	<1.0	<1.0	<1.0	<1.0	<5.0
MW-12D	3/14/2018		<1.0	<1.0	<1.0	<1.0	<1.0	<1.0	<1.0	<2.0	<2.0	<2.0	<2.0	<1.0	<1.0	<1.0	<1.0	<1.0	<1.0	<1.0	<5.0	NS	<1.0	<10	<1.0	<5.0	<25	<1.0	<1.0	<1.0	<2.0	<1.0	<2.0	<1.0	<2.0	<1.0	<1.0	<1.0	<1.0	<5.0
MW-12D	6/27/2018		<1.0	<1.0	<1.0	<1.0	<1.0	<1.0	<1.0	<2.0	<2.0	<2.0	<2.0	<1.0	<1.0	<1.0	<1.0	<1.0	<1.0	<1.0	<5.0	NS	<1.0	<10	<1.0	<5.0	<25	<1.0	<1.0	<1.0	<2.0	<1.0	<2.0	<1.0	<2.0	<1.0	<1.0	<1.0	<1.0	<5.0
MW-12D	10/17/2018		<1.0	<1.0	<1.0	<1.0	<1.0	<1.0	<1.0	<2.0	<2.0	<2.0	<2.0	<1.0	<1.0	<1.0	<1.0	<1.0	<1.0	<1.0	<5.0	NS	<1.0	<10	<1.0	<5.0	<25	<1.0	<1.0	<1.0	<2.0	<1.0	<2.0	<1.0	<2.0	<1.0	<1.0	<1.0	<1.0	<5.0
MW-12D	1/23/2019		<1.0	<1.0	<1.0	<1.0	<1.0	<1.0	<1.0	<2.0	<2.0	<2.0	<2.0	<1.0	<1.0	<1.0	<1.0	<1.0	<1.0	<1.0	<5.0	NS	<1.0	<10	<1.0	<5.0	<25	<1.0	<1.0	<1.0	<2.0	<1.0	<2.0	<1.0	<2.0	<1.0	<1.0	<1.0	<1.0	<5.0
MW-12D	4/24/2019		<1.0	<1.0	<1.0	<1.0	<1.0	<1.0	<1.0	<2.0	<2.0	<2.0	<2.0	<1.0	<1.0	<1.0	<1.0	<1.0	<1.0	<1.0	<5.0	NA	<1.0	<10	<1.0	<5.0	<25	<1.0	<1.0	<1.0	<2.0	<1.0	<2.0	<1.0	<2	<1.0	<1.0	<1.0	<1.0	<5.0
MW-12D	7/31/2019		<1.0	<1.0	<1.0	<1.0	<1.0	<1.0	<1.0	<2.0	<2.0	<2.0	<2.0	<1.0	<1.0	<1.0	<1.0	<1.0	<1.0	<1.0	<5.0	NS	<1.0	<10	<1.0	<5.0	<25	<1.0	<1.0	<1.0	<2.0	<1.0	<2.0	<1.0	<2.0	<1.0	<1.0	<1.0	<1.0	<5.0
MW-12D	10/30/2019		<1.0	<1.0	<1.0	<1.0	<1.0	<1.0	<1.0	<2.0	<2.0	<1.0	<2.0	<1.0	<1.0	<1.0	<1.0	<1.0	<1.0	<1.0	<5.0	NS	<1.0	<10	<1.0	<5.0	<25	<1.0	<1.0	<1.0	<2.0	<1.0	<2.0	0.77	<2.0	<1.0	<1.0	<1.0	<1.0	<5.0
MW-12D	1/23/2020		<1.0	<1.0	<1.0	<1.0	<1.0	<1.0	<1.0	<2.0	<2.0	<2.0	<2.0	<1.0	<1.0	<1.0	<1.0	<1.0	<1.0	<1.0	<5.0	NA	<1.0	<10	<1.0	<5.0	<25	<1.0	<1.0	<1.0	<2.0	<1.0	<2.0	0.76	<2.0	<1.0	<1.0	<1.0	<1.0	<5.0
MW-12D	10/22/2020		<1.0	<1.0	<1.0	<1.0	<1.0	<1.0	<1.0	<2.0	<2.0	<2.0	<2.0	<1.0	<1.0	<1.0	<1.0	<1.0	<1.0	<1.0	<5.0	NS	<1.0	<10	<1.0	<5.0	<25	<1.0	<1.0	<1.0	<2.0	<1.0	<2.0	1.4	<2.0	<1.0	<1.0	<1.0	<1.0	<5.0
MW-12D	12/15/2021		<1.0	<1.0	<1.0	<1.0	<1.0	<1.0	<1.0	<2.0	<2.0	<2.0	<2.0	<1.0	<1.0	<1.0	<1.0	<1.0	<1.0	<1.0	<5.0	NS	<1.0	<10	<1.0	<5.0	<25	<1.0	<1.0	<1.0	<2.0	<1.0	<2.0	<1.0	<2.0	<1.0	<1.0	<1.0	<1.0	<5.0
MW-12D	11/9/2022		<1.0	<1.0	<1.0	<1.0	<1.0	<1.0	<1.0	<2.0	<2.0	<2.0	<2.0	<1.0	<1.0	<1.0	<1.0	<1.0	<1.0	<1.0	<5.0	NA	<1.0	<10	<1.0	<5.0	<25	<1.0	<1.0	<1.0	<2.0	<1.0	<2.0	<1.0	<2.0	<1.0	<1.0	<1.0	<1.0	<5.0
MW-12D	11/9/2023		<1.0	<1.0	<1.0	<1.0	<1.0	<1.0	<1.0	<2.0	<2.0	<2.0	<2.0	<1.0	<1.0	<1.0	<1.0	<1.0	<1.0	<1.0	<5.0	NA	<1.0	<10	<1.0	<5.0	<25	<1.0	<1.0	<1.0	<2.0	<1.0	<2.0	<1.0	<2.0	<1.0	<1.0	<1.0	<1.0	<5.0
MW-12D	12/9/2024		<1.0	<1.0	<1.0	<1.0	<1.0	<1.0	<1.0	<5.0	<1.0	<5.0	<1.0	<1.0	<1.0	<1.0	<1.0	<1.0	<1.0	<1.0	<10	NA	<1.0	<10	<1.0	<10	<10	<1.0	<1.0	<1.0	<2.0	<1.0	<1.0	<5.0	<1.0	<1.0	<1.0	<1.0	<1.0	<5.0
MW-13D	7/20/2006		NS	3420	<10	<15	<10	2230	NS	<10	NS	NS	NS	<10	<5,0	<20	<10	NS	<5,0	NS	<100	NA	<5,0	<30	NS	<100	<100	NS	<15	<10	<45	<15	<10	<15	<10	<15	<1,1036	NA	NA	NS
MW-13D	8/30/2007		NS	4600	NS	NS	5	1800	NS	NS	NS	NS	NS	NS	<0,5	NS	NS	NS	NS	NS	NS	NA	NS	NS	NS	NS	NS	NS	NS	NS	NS	NS	NS	<1,5	NS	NS	<1.1037	NA	NA	NS
MW-13D	12/20/2007		NS	28000	<14	<35	<45	17000	NS	NS	NS	NS	NS	<30	<19	<44	<25	NS	<18	NS	NS	NA	NS	NS	NS	NS	NS	NS	NS	<29	NS	4500	<21	<85	<34	<36	<1.1038	NA	NA	NS
MW-13D	3/18/2008		NS	4500	<7.0	<18	<22	2400	NS	NS	NS	NS	NS	<15	<9.5	<22	<12	NS	<9.0	NS	NS	NA	NS	NS	NS	NS	NS	NS	NS	<14	NS	<26	<10	<42	<17	<18	<1.1039	NA	NA	NS
MW-13D	6/20/2008		NS	26000	<14	<35	<45	17000	NS	NS	NS	NS	NS	<30	<19	<44	<25	NS	<18	NS	NS	NA	NS	NS	NS	NS	NS	NS	NS	<29	NS	3500	<21	<85	<34	<36	<1.1040	NA	NA	NS
MW-13D	9/16/2008		NS	2600	<42	<80	<74	2400	NS	NS	NS	NS	NS	<15	<86	<100	<46	NS	<40	NS	NS	NA	NS	NS	NS	NS	NS	NS	NS	<24	NS	320	<48	<72	<86	<78	<1.1041	NA	NA	NS
MW-13D	12/15/2008		NS	2700	<100	<200	<180	1600	NS	NS	NS	NS	NS	<60	<220	<260	<120	NS	<100	NS	NS	NA	NS	NS	NS	NS	NS	NS	<140	<38	NS	<220	<120	<180	<220	<200	<1.1042	NA	NA	NS
MW-13D	3/30/2009		NS	26000	<160	<180	<160	17000	NS	NS	NS	NS	NS	<140	<320	<100	<150	NS	<190	NS	NS	NA	NS	NS	NS	NS	NS	NS	NS	<180	NS	<190	<140	<150	<100	<170	<1.1043	NA	NA	NS
MW-13D	7/10/2009		NS	17000	<0,23	8	20	8200	NS	NS	NS	NS	NS	0.69	1.2	<0.34	<0.34	NS	<0.41	NS	NS	NA	NS	NS	NS	NS	NS	NS	NS	<0.31	NS	<0.51	<0.37	29	<0.37	<0.53	<1.1044	NA	NA	NS
MW-13D	9/30/2009		NS	8500	<33	<37	<33	6300	NS	NS	NS	NS	NS	<27	<65	<20	<30	NS	<38	NS	NS	NA	NS	NS	NS	NS	NS	NS	NS	<37	NS	<38	<27	<30	<20	<34	<1.1045	NA	NA	NS
MW-13D	12/10/2009		NS	11000	<19	<40	<35	7600	NS	NS	NS	NS	NS	<40	<44	<49	<35	NS	<26	NS	NS	NA	NS	NS	NS	NS	NS	NS	NS	<11	NS	1600	<23	<34	<40	<40	<1.1046	NA	NA	NS
MW-13D	3/6/2010		NS	9000	<8,5	<6,8	<5,0	5800	NS	NS	NS	NS	NS	<5,2	<8,2	<9.8	<9,2	NS	<10	NS	NS	NA	NS	NS	NS	NS	NS	NS	NS	<10	NS	<8,2	<6,9	<18	<8,3	<5,0	<1.1047	NA	NA	NS
MW-13D	5/29/2010		NS	23000	<23	<34	<45	22000	NS	NS	NS	NS	NS	<32	<34	<34	<34	NS	<41	NS	NS	NA	NS	NS	NS	NS	NS	NS	NS	<31	NS	<51	<37	<66	<37	<53	<1.1048	NA	NA	NS
MW-13D	8/4/2010		NS	8440	<15	<15	34,4	6190	NS	NS	NS	NS	NS	<13	<17	<14	<15	NS	<11	NS	NS	NA	NS	NS	NS	NS	NS	NS	NS	<14	NS	<17	<10	<26	<13	<25	<1.1049	NA	NA	NS
MW-13D	10/15/2010		NS	14700	<29	<29	23,7	8600	NS	NS	NS	NS	NS	<26	<33	<27	<29	NS	<22	NS	NS	NA	NS	NS	NS	NS	NS	NS	NS	<28	NS	<34	<20	<51	<25	<50	<1.1050	NA	NA	NS
MW-13D	2/28/2011		NS	15500	<46	<44	<50	10100	NS	NS	NS	NS	NS	<50	<40	<50	<40	NS	<46	NS	NS	NA	NS	NS	NS	NS	NS	NS	NS	<40	NS	<50	<40	<100	<44	<100	<1.1051	NA	NA	NS
MW-13D	5/27/2011		NS	6940	<23	<22	<25	4400	NS	NS	NS	NS	NS	<25	<20	<25	<20	NS	<23	NS	NS	NA	NS	NS	NS	NS	NS	NS	NS	<20	NS	<25	<20	<50	<22	<50	<1.1052	NA	NA	NS
MW-13D	8/24/2011		NS	3770	<12	<11	14,2	2720	NS	NS	NS	NS	NS	<13	<10	<13	<10	NS	<12	NS	NS	NA	NS	NS	NS	NS	NS	NS	NS	<10	NS	<13	<10	<25	<11	<25	<1.1053	NA	NA	NS
MW-13D	11/15/2011		NS	7120	<12	<11	26,8	4870	NS	NS	NS	NS	NS	<13	<10	<13	<10	NS	<12	NS	NS	NA	NS	NS	NS	NS	NS	NS	NS	<10	NS	<13	<10	<25	<22	<25	<1.1054	NA	NA	NS
MW-13D	2/28/2012		NS	11600	<12	<11	57,2	7770	NS	NS	NS	NS	NS	<13	<10	<13	<10	NS	<12	NS	NS	NA	NS	NS	NS	NS	NS	NS	NS	<10	NS	<13	<10	<25	<11	<25	<1.1055	NA	NA	NS
MW-13D	4/23/2012		NS	9210	<23	<22	84,2	5550	NS	NS	NS	NS	NS	<25	<20	<25	<20	NS	<23	NS	NS	NA	NS	NS	NS	NS	NS	NS	NS	<20	NS	<25	<20	<50	<22	<50	<1.1056	NA	NA	NS
MW-13D	8/20/2012		NS	8710	<23	<22	<25	4090	NS	NS	NS	NS	NS	<25	<20	<25	<20	NS	<23	NS	NS	NA	NS	NS	NS	NS	NS	NS	NS	<20	NS	<25	<20	<50	<22	<50	<1.1057	NA	NA	NS
MW-13D	11/14/2012	DUP	NS	5830	<0,24	4,1	52,5	3600	NS	NS	NS	NS	NS	<0,22	<0,22	<0,26	<0,25	NS	<0,2	NS	NS	NA	NS	NS	NS	NS	NS	NS	NS	<0,2	NS	<0,31	<0,2	16,7	0,85	<0,5	<1,1059	NA	NA	NS
MW-13D	11/14/2012		NS	7430	<24	<20	61	5090	NS	NS	NS	NS	NS	<22	<22	<26	<25	NS	<20	NS	NS	NA	NS	NS	NS	NS	NS	NS	NS	<20	NS	<31	<20	<50	<26	<50	<1.1058	NA	NA	NS
MW-13D	3/4/2013		NS	5790	<24	<20	64,9	3390	NS	NS	NS	NS	NS	<22	<22	<26	<25	NS	<20	NS	NS	NA	NS	NS	NS	NS	NS	NS	NS	<20	NS	<31	<20	<50	<26	<50	<1.1060	NA	NA	NS
MW-13D	6/12/2013		NS	5600	<24	<20	31,2	3920	NS	NS	NS	NS	NS	<22	<22	<26	<25	NS	<20	NS	NS	NA	NS	NS	NS	NS	NS	NS	NS	<20	NS	<31	<20	<50	<26	<50	<1.1061	NA	NA	NS
MW-13D	8/27/2013		NS	14000	<12	<10	48,5	9490	NS	NS	NS	NS	NS	<11	<11	<13	<13	NS	<10	NS	NS	NA	NS	NS	NS	NS	NS	NS	NS	<10	NS	<16	<10	<25	<13	<25	<1.1062	NA	NA	NS
MW-13D	12/13/2013	DUP	NS	10400	<46	<40	<43	7860	NS	NS	NS	NS	NS	<43	<44	<52	<51	NS	<40	NS	NS	NA	NS	NS	NS	NS	NS	NS	NS	<40	NS	<63	<40	<100	<53	<100	<1.1064	NA	NA	NS
MW-13D	12/13/2013		NS	11300	<12	<10	24,9	7740	NS	NS	NS	NS	NS	<11	<11	<13	<13	NS	<10	NS	NS	NA	NS	NS	NS	NS	NS	NS	NS	<10	NS	<16	<10	<25	<13	<25	<1.1063	NA	NA	NS
MW-13D	3/19/2014		NS	650	<2,7	<3,2	7.8	499	NS	NS	NS	NS	NS	<2,9	<2,4	<3,6	<2,0	NS	<2,0	NS	NS	NA	NS	NS	NS	NS	NS	NS	NS	<2,6	NS	<4,0	<2,4	7	<3,1	<5,3	<1.1065	NA	NA	NS
MW-13D	6/17/2014		NS	4090	<2,7	3,3	13,7	2930	NS	NS	NS	NS	NS	<2,9	<2,4	<3,6	<2,0	NS	<2,0	NS	NS	NA	NS	NS	NS	NS	NS	NS	NS	<2,6	NS	<4,0	<2,4	7,6	<3,1	<5,3	<1.1066	NA	NA	NS
MW-13D	12/9/2014		NS	7590	<0,50	3,6	22,2	4200	NS	<5,0	NS	NS	NS	<1,0	<1,0	<2,0	<1,0	NS	<1,0	NS	NA	NA	<5,0	NA	NS	NS	NA	NA	NS	<5,0	<1,0	NA	2,7	<1,0	5,4	<1,0	<2,0	<1.1067	NA	NA	NS
MW-13D	3/14/2015		NS	6590	<1,0	5,7	29,7	3570	NS	NS	NS	NS	NS	0.44	0.7	<1.0	<1.0	NS	<1,0	NS	NS	NA	NS	NS	NS	NS	NS	NS	NS	<1.0	NS	<1.0	<1.0	6,2	1	<2.0	<1.1068	NA	NA	NS
MW-13D	6/4/2015		NS	4660	<50	<50	<50	3310	NS	NS	NS	NS	NS	<50	<50	<50	<50	NS	<50	NS	NS	<250	NS	NS	NS	NS	NS	NS	NS	<50	NS	<50	29	<100	<50	<100	<1.1069	<50	<50	NS
MW-13D	8/15/2015		NS	6830	<50	<50	23,7	4720	NS	NS	NS	NS	NS	<50	<50	<50	<50	NS	<50	NS	NS	<250	NS	NS	NS	NS	NS	NS	NS	<50	NS	<50	<50	<100	<50	<100	<1.1070	<50	<50	NS
MW-13D	12/18/2015		NS	5300	<50	<50	15,3	3350	NS	NS	NS	NS	NS	<50	<50	<50	<50	NS	<50	NS	NS	<250	NS	NS	NS	NS	NS	NS	NS	<50	NS	<50	<50	<100	<50	<100	<1.1071	<50	<50	NS
MW-13D	3/20/2016		NS	4830	<50	<50	21,8	3240	NS	NS	NS	NS	NS	<50	<50	<50	<50	NS	<50	NS	NS	<250	NS	NS	NS	NS	NS	NS	NS	<50	NS	<50	<50	<100	<50	<100	<1.1072	<50	<50	NS
MW-13D	6/17/2016	DUP	<100	5380	<100	<100	27,8	3210	<100	<200	<200	<200	<200	<100	<100	<100	<100	<100	<100	<100	<500	NS	<100	<1000	<100	<500	<2500	<100	<100	<100	<200	<100	<100	<200	<100	<200	<1.1074	<100	<100	<500
MW-13D	6/17/2016		<100	8530	<100	<100	<100	4890	<100	<200	<200	<200	<200	<100	<100	<100	<100	<100	<100	<100	<500	NS	<100	<1000	<100	<500	<2500	<100	<100	<100	<200	<100	<100	<200	<100	<200	<1.1073	<100	<100	<500
MW-13D	9/23/2016	DUP	<50	4680	<50	<50	24,7	2490	<50	<100	<100	<100	<100	<50	<50	<50	<50	<50	<50	<50	<250	NS	<50	<500	<50	<250	<1300	<50	<50	<50	<100	<50	16,3	<100	<50	<100	<1.1076	<50	<50	<250
MW-13D	9/23/2016		<50	4230	<50	<50	19,8	2400	<50	<100	<100	<100	<100	<50	<50	<50	<50	<50	<50	<50	<250	NS	<50	<500	<50	<250	<1300	<50	<50	<50	<100	<50	15,9	<100	<50	<100	<1.1075	<50	<50	<250
MW-13D	1/23/2017		<50	6590	<50	<50	104	4550	<50	<100	<100	<100	<100	<50	<50	<50	<50	<50	<50	<50	<250	NS	<50	<500	<50	<250	<1300	<50	<50	<50	<100	<50	<50	<100	<50	<100	<1.1077	<50	<50	<250
MW-13D	3/25/2017		<10	4730	<10	<10	55,4	2010	<10	<10	<20	<10	<10	<10	<10	<10	<10	<10	<10	<10	<100	NS	<20	<50	<20	<50	<100	<10	<10	<10	<20	<10	<10	12,7	<10	<10	11,2	<10	<10	<20
MW-13D	7/2/2017		<50	6320	<50	<50	53,3	3340	<50	<100	<100	<100	<100	<50	<50	<50	<50	<50	<50	<50	<250	NS	<50	<500	<50	<250	<1300	<50	<50	<50	<100	<50	<50	<100	<50	<100	15,1	<50	<50	<250
MW-13D	9/21/2017		<50	4290	<50	<50	27,1	2790	<50	<100	<100	<100	<100	<50	<50	<50	<50	<50	<50	<50	<250	NS	<50	<500	<50	<250	<1300	<50	<50	<50	<100	<50	<50	<100	<50	<100	<50	<50	<50	<250
MW-13D	1/11/2018		<10	5260	<10	<10	20,9	3520	<10	<20	<20	<20	<20	<10	<10	<10	<10	<10	<10	<10	<50	NS	<10	<100	<10	<50	<250	<10	<10	<10	<20	<10	<10	17,5	<10	<20	10.7	<10	<10	<50
MW-13D	3/15/2018		<100	5340	<100	<100	36,5	3550	<100	<200	<200	<200	<200	<100	<100	<100	<100	<100	<100	<100	<500	NS	<100	<1000	<100	<500	<2500	<100	<100	<100	<200	<100	<100	<200	<100	<200	<100	<100	<100	<500
MW-13D	6/27/2018		<100	8430	<100	<100	<100	5120	<100	<200	<200	<200	<200	<100	<100	<100	<100	<100	<100	<100	<500	NS	<100	<1000	<100	<500	<2500	<100	<100	<100	<200	<100	<100	<200	<100	<200	<100	<100	<100	<500
MW-13D	10/18/2018		<20	2370	<20	<20	32,3	1610	<20	<40	<40	<40	<40	<20	<20	<20	<20	<20	<20	<20	<100	NS	<20	<200	<20	<100	<500	<20	<20	<20	<40	<20	<20	28,8 J	<20	<40	20.9	<20	<20	<100
MW-13D	1/23/2019	DUP	<50	2790	<50	<50	<50	1570	<50	<100	<100	<100	<100	<50	<50	<50	<50	<50	<50	<50	<250	NS	<50	<500	<50	<250	<1300	<50	<50	<50	<100	<50	<50	<100	<50	<100	<50	<50	<50	<250
MW-13D	1/23/2019		<50	3730	<50	<50	18,4 J	2200	<50	<100	<100	<100	<100	<50	<50	<50	<50	<50	<50	<50	<250	NS	<50	<500	<50	<250	<1300	<50	<50	<50	<100	<50	<50	<100	<50	<100	<50	<50	<50	<250
MW-13D	4/24/2019		<50	2710	<50	<50	<50	1460	<50	<100	<100	<100	<100	<50	<50	<50	<50	<50	<50	<50	<250	NS	<50	<500	<50	<250	<1300	<50	<50	<50	<100	<50	<50	<100	<50	<100	<50	<50	<50	<250
MW-13D	8/1/2019		<20	1520	<20	<20	10,6	1250	<20	<40	<40	<40	<40	<20	<20	<20	<20	<20	<20	<20	<100	NS	<20	<200	<20	<100	289	<20	<20	<20	<40	<20	<20	<40	<20	<40	<20	<20	<20	<100
MW-13D	10/31/2019		<50	2950	<50	<50	23,2	1610	<50	<100	<100	<100	<100	<50	<50	<50	<50	<50	<50	<50	<250	NS	<50	<500	<50	<250	<1300	<50	<50	<50	<100	<50	<50	<100	<50	<100	<50	<50	<50	<250
MW-13D	1/24/2020		<25	1670	<25	<25	15,6 J	1050	<25	<50	<50	<50	<50	<25	<25	<25	<25	<25	<25	<25	<130	NS	<25	<250	<25	<130	<630	<25	<25	<25	<50	<25	<25	<50	<25	<50	<25	<25	<25	<130
MW-13D	10/22/2020		<25	1580	<25	<25	17,1 J	925	<25	<50	<50	<50	<50	<25	<25	<25	<25	<25	<25	<25	<130	NS	<25	<250	<25	<130	<630	<25	<25	<25	<50	<25	<25	<50	<25	<50	<25	<25	<25	<130
MW-13D	4/22/2021		<25	1950	<25	<25	13,5 J	1260	<25	<50	<50	<50	<50	<25	<25	<25	<25	<25	<25	<25	<130	NS	<25	<250	<25	<130	17,3 J	<25	<25	<25	<50	<25	<25	<50	<25	<50	4,9 J	<25	<25	<130
MW-13D	12/16/2021		<25	2860 E	<25	<25	<25	1430	<25	<50	<50	<50	<50	<25	<25	<25	<25	<25	<25	<25	<130	NS	<25	<250	<25	<130	<630	<25	<25	<25	<50	414	<25	<50	<25	<50	<25	<25	<25	<130
MW-13D	5/19/2022		<25	3200	<25	<25	<25	1840	<25	<50	<50	<50	<50	<25	<25	<25	<25	<25	<25	<25	<130	NS	<25	<250	<25	<130	<630	<25	<25	<25	<50	<25	<25	<50	<25	<50	<25	<25	<25	<130
MW-13D	11/10/2022		<50	<50	<50	<50	<50	524	<50	<100	<20	<100	<100	<50	<50	<50	<50	<50	<50	<50	<250	NA	<10	<500	<10	<250	<1300	<50	<50	<50	<100	<50	<50	<100	<50	<100	<50	<50	<50	<250
MW-13D	4/20/2023		<10	525	<10	<10	28,1	348	<10	<20	<20	<10	<20	<10	<10	<10	<10	<10	<10	<10	<50	NS	<10	<100	<10	<50	<250	<10	<10	<10	<20	<10	<10	7,6 J	<10	<20	<10	<10	<10	<50
MW-13D	11/10/2023	DUP	<5	386	<5	<5	12,2	235	<5	<10	<10	<10	<10	<5	<5	<5	<5	<5	<5	<5	<25	NS	<5	<50	<5	<25	<130	<5	<5	<5	<10	<5	<5	<10	<5	<10	<5	<5	<5	<25
MW-13D	11/10/2023		<5	285	<5	<5	11,4	183	<5	<10	<10	<10	<10	<5	<5	<5	<5	<5	<5	<5	<25	NS	<5	<50	<5	<25	<130	<5	<5	<5	<10	<5	<5	<10	<5	<10	12.8	<5	<5	<25
MW-13D	5/1/2024		<1,0	350	<1,0	<1,0	2,4	230	<1,0	<5,0	<1,0	<5,0	<1,0	<1,0	<1,0	<1,0	<1,0	<1,0	<1,0	<1,0	<10	NA	<1,0	<10	<1,0	<10	<10	<1,0	<1,0	<1,0	<2,0	<1,0	<1,0	<5,0	<1,0	<1,0	<1,0	<1,0	<1,0	<5,0
MW-13D	12/10/2024		<5,0	1200	<5,0	<5,0	7,3	590	<5,0	<25	<5,0	<25	<5,0	<5,0	<5,0	<5,0	<5,0	<5,0	<5,0	<5,0	<50	NA	<5,0	<50	<5,0	<50	200	<5,0	<5,0	<5,0	<25	<5,0	<5,0	<25	<5,0	<5,0	<5,0	<5,0	<5,0	<25
MW-13D	12/10/2024	DUP	<1,0	1100	<1,0	<1,0	4,3	580	<1,0	<5,0	<1,0	<5,0	<1,0	<1,0	<1,0	<1,0	<1,0	<1,0	<1,0	<1,0	<10	NA	<1,0	<5,0	<1,0	<10	<10	<1,0	<1,0	<1,0	<2,0	<1,0	<1,0	<5,0	<1,0	<1,0	1,4	<1,0	<1,0	<5,0
MW-13DD	7/20/2006		NS	<1,5	<1,0	<1,5	1,2	313	NS	<1,0	NS	NS	NS	<1,0	<0,5	<2,0	<1,0	NS	<0,5	NS	<10	NA	<0,5	<3,0	NS	<10	<10	NS	<1,5	<1,0	<4,5	<1,5	<1,0	<1,5	<1,0	<1,5	<1.1078	NA	NA	NS

Appendix A
Groundwater Analytical Results - February 2003 - December 2024 (µg/L)
Perma-Fix of South Georgia Inc., Valdosta, GA

			Chlorinated and Non-Chlorinated VOCs																																		
Sample Location	Sample Date	QA/QC Reference	1,1,1,2-Tetrachloroethane	1,1,1-Trichloroethane	1,1,2,2-Tetrachloroethane	1,1,2-Trichloroethane	1,1-Dichloroethane	1,1-Dichloroethene	1,1-Dichloropropene	1,2,3-Trichlorobenzene	1,2,3-Trichloropropane	1,2,4-Trichlorobenzene	1,2-Dibromoethane (EDB) (Ethylene dibromide)	1,2-Dichlorobenzene	1,2-Dichloroethane	1,2-Dichloropropane	1,3-Dichlorobenzene	1,3-Dichloropropane	1,4-Dichlorobenzene (para dichlorobenzene)	2,2-Dichloropropane	2-Butanone (MEK)	2-Chloroethyl Vinyl Ether	2-Chlorotoluene	2-Hexanone	4-Chlorotoluene	4-Methyl-2-Pentanone (MIBK)	Acetone	Bromobenzene	Bromochloromethane (Chlorobromomethane)	Bromodichloromethane (dichlorobromomethane, dichloromethylbromide)	Carbon Disulfide	Carbon Tetrachloride	Chlorobenzene	Chloroethane	Chloroform	Chloromethane	Cis-1,2-Dichloroethene	Cis-1,3-Dichloropropene	Dibromochloromethane (Chlorodibromomethane)	Dibromochloropropane (DBCP) (1,2-Dibromo-3-Chloropropane)
GW Standard			1 [b]	200 [a]	1 [b]	5 [a]	1 [b]	7 [a]	1 [b]	1 [a]	1 [b]	70 [a]	0,05 [a]	600 [a]	5 [a]	5 [a]	1 [b]	1 [a]	75 [a]	1 [b]	10 [b]	--	1 [b]	10 [b]	1 b	10 [b]	10 [b]	1 [b]	1 [b]	80 [a]	2 [b]	5 [a]	100 [a]	5 [b]	80 [a]	1 [b]	70 [a]	1 [b]	80 [a]	0,2 [a]
MW-13DD	8/30/2007		NS	0.7	NS	NS	5	470	NS	NS	NS	NS	NS	NS	<0,1	NS	NS	NS	NS	NS	NS	NA	NS	NS	NS	NS	NS	NS	NS	NS	NS	NS	<0,3	NS	NS	<1.1079	NA	NA	NS
MW-13DD	12/20/2007		NS	<6.8	<2.8	<7	<9	1700	NS	NS	NS	NS	NS	<6	<3,8	<8.8	<5,0	NS	<3,6	NS	NS	NA	NS	NS	NS	NS	NS	NS	NS	<5,8	NS	<11	<4,2	<17	<6,8	<7,2	<1.1080	NA	NA	NS
MW-13DD	3/18/2008		NS	<3,4	<1,4	<3,5	5,1	1200	NS	NS	NS	NS	NS	<3,0	<1,9	<4,4	<2,5	NS	<1,8	NS	NS	NA	NS	NS	NS	NS	NS	NS	NS	<2,9	NS	<5,3	<2,1	<8,5	<3,4	<3,6	<1.1081	NA	NA	NS
MW-13DD	6/20/2008		NS	<3,4	<1,4	<3,5	<4,5	340	NS	NS	NS	NS	NS	<3,0	<1,9	<4,4	<2,5	NS	<1,8	NS	NS	NA	NS	NS	NS	NS	NS	NS	NS	<2,9	NS	<5,3	<2,1	<8,5	<3,4	<3,6	<1.1082	NA	NA	NS
MW-13DD	9/16/2008		NS	<3,7	<2,1	<4,0	<3,7	440	NS	NS	NS	NS	NS	<0,75	<4,3	<5,2	<2,3	NS	<2,0	NS	NS	NA	NS	NS	NS	NS	NS	NS	NS	<1,2	NS	<4,5	<2,4	<3,6	<4,3	<3,9	<1.1083	NA	NA	NS
MW-13DD	12/15/2008		NS	<3,7	<2,1	<4,0	<3,7	260	NS	NS	NS	NS	NS	<1,2	<4,3	<5,2	<2,3	NS	<2,0	NS	NS	NA	NS	NS	NS	NS	NS	NS	NS	<2,8	<0,75	NS	<4,5	<2,4	<3,6	<4,3	<3,9	<1.1084	NA	NA	NS
MW-13DD	3/30/2009		NS	<14	<16	<18	<16	4400	NS	NS	NS	NS	NS	<14	<32	<10	<15	NS	<19	NS	NS	NA	NS	NS	NS	NS	NS	NS	NS	<18	NS	<19	<14	<15	<10	<17	<1.1085	NA	NA	NS
MW-13DD	7/10/2009		NS	4,4	<0,23	5	7,9	2400	NS	NS	NS	NS	NS	<0,32	2	<0,34	<0,34	NS	<0,41	NS	NS	NA	NS	NS	NS	NS	NS	NS	NS	<0,31	NS	<0,51	<0,37	<0,66	2,3	<0,53	<1.1086	NA	NA	NS
MW-13DD	9/30/2009		NS	<14	<16	<18	<16	3800	NS	NS	NS	NS	NS	<14	<32	<10	<15	NS	<19	NS	NS	NA	NS	NS	NS	NS	NS	NS	NS	<18	NS	<19	<14	<15	<10	<17	<1.1087	NA	NA	NS
MW-13DD	12/31/2009		NS	1.3	<0.32	4.4	10	800	NS	NS	NS	NS	NS	<0.24	3	<0.30	<0.27	NS	<0.23	NS	NS	NA	NS	NS	NS	NS	NS	NS	NS	<0.20	NS	<0.20	<0.24	<0.31	2.1	<0.31	<1.1088	NA	NA	NS
MW-13DD	3/6/2010		NS	<7,5	<4,2	<3,4	<2,5	4400	NS	NS	NS	NS	NS	<2,6	<4,1	<4,9	<4,6	NS	<5,0	NS	NS	NA	NS	NS	NS	NS	NS	NS	NS	<5,0	NS	<4,1	<3,4	<9,0	<4,2	<2,5	<1.1089	NA	NA	NS
MW-13DD	5/29/2010		NS	77	<12	<17	<22	6100	NS	NS	NS	NS	NS	<16	<17	<17	<17	NS	<20	NS	NS	NA	NS	NS	NS	NS	NS	NS	NS	<16	NS	<26	<18	<33	<18	<26	<1.1090	NA	NA	NS
MW-13DD	8/4/2010	DUP	NS	<2,2	<0,29	6,3	14,5	5160	NS	NS	NS	NS	NS	<2,6	3,7	<2,7	<2,9	NS	<2,2	NS	NS	NA	NS	NS	NS	NS	NS	NS	NS	<2,8	NS	<3,4	<2,0	<5,1	3	<5,0	<1.1092	NA	NA	NS
MW-13DD	8/4/2010		NS	<2,2	<2,9	8	12,8	4420	NS	NS	NS	NS	NS	<2,6	<3,3	<2,7	<2,9	NS	<2,2	NS	NS	NA	NS	NS	NS	NS	NS	NS	NS	<2,8	NS	<3,4	<2,0	<5,1	<2,5	<5,0	<1.1091	NA	NA	NS
MW-13DD	10/15/2010		NS	<11	<15	<15	<11	3040	NS	NS	NS	NS	NS	<13	<17	<14	<15	NS	<11	NS	NS	NA	NS	NS	NS	NS	NS	NS	NS	<14	NS	<17	<10	<26	<13	<25	<1.1093	NA	NA	NS
MW-13DD	2/28/2011		NS	24,8	<12	<11	<13	2870	NS	NS	NS	NS	NS	<13	<10	<13	<10	NS	<12	NS	NS	NA	NS	NS	NS	NS	NS	NS	NS	<10	NS	<13	<10	<25	<11	<25	<1.1094	NA	NA	NS
MW-13DD	5/27/2011		NS	<10	<12	<11	14,7	5730	NS	NS	NS	NS	NS	<13	<10	<13	<10	NS	<12	NS	NS	NA	NS	NS	NS	NS	NS	NS	NS	<10	NS	<13	<10	<25	<11	<25	<1.1095	NA	NA	NS
MW-13DD	8/24/2011		NS	<4,0	<4,6	<4,4	<5,0	1190	NS	NS	NS	NS	NS	<5,0	<4,0	<5,0	<4,0	NS	<4,6	NS	NS	NA	NS	NS	NS	NS	NS	NS	NS	<4,0	NS	<5,0	<4,0	<10	<4,4	<10	<1.1096	NA	NA	NS
MW-13DD	11/15/2011	DUP	NS	<10	<12	<11	<13	4930	NS	NS	NS	NS	NS	<13	<10	<13	<10	NS	<12	NS	NS	NA	NS	NS	NS	NS	NS	NS	NS	<10	NS	<13	<10	<25	12,5	<25	<1.1098	NA	NA	NS
MW-13DD	11/15/2011		NS	<4,0	<4,6	5	15,1	4980	NS	NS	NS	NS	NS	<5,0	<4,0	<5,0	<4,0	NS	<4,6	NS	NS	NA	NS	NS	NS	NS	NS	NS	NS	<4,0	NS	<5,0	<4,0	<10	<4,4	<10	<1.1097	NA	NA	NS
MW-13DD	2/28/2012		NS	<4,0	<4,6	<4,4	5,2	1280	NS	NS	NS	NS	NS	<5,0	<4,0	<5,0	<4,0	NS	<4,6	NS	NS	NA	NS	NS	NS	NS	NS	NS	NS	<4,0	NS	<5,0	<4,0	<10	<4,4	<10	<1.1099	NA	NA	NS
MW-13DD	4/23/2012		NS	2,4	<2,3	6,6	12,7	3020	NS	NS	NS	NS	NS	<2,5	2,8	<2,5	<2,0	NS	<2,3	NS	NS	NA	NS	NS	NS	NS	NS	NS	NS	<2,0	NS	<2,5	<2,0	<5,0	2,6	<5,0	<1.1100	NA	NA	NS
MW-13DD	8/20/2012	DUP	NS	0.74	<0.23	7	15,2	3530	NS	NS	NS	NS	NS	<0.25	2.9	<0.25	<0.2	NS	<0.23	NS	NS	NA	NS	NS	NS	NS	NS	NS	NS	<0.2	NS	<0.25	<0.2	<0.5	2.3	<0.5	<1.1102	NA	NA	NS
MW-13DD	8/20/2012		NS	<10	<12	<11	<13	4920	NS	NS	NS	NS	NS	<13	<10	<13	<10	NS	<12	NS	NS	NA	NS	NS	NS	NS	NS	NS	NS	<10	NS	<13	<10	<25	<11	<25	<1.1101	NA	NA	NS
MW-13DD	11/14/2012		NS	<5,0	<6	<5,0	<5,4	1640	NS	NS	NS	NS	NS	<5,4	<5,6	<6,6	<6,4	NS	<5,0	NS	NS	NA	NS	NS	NS	NS	NS	NS	NS	<5,0	NS	<7,8	<5,0	<13	<6,6	<13	<1.1103	NA	NA	NS
MW-13DD	3/4/2013		NS	<5,0	<6	<5,0	<5,4	2030	NS	NS	NS	NS	NS	<5,4	<5,6	<6,6	<6,4	NS	<5,0	NS	NS	NA	NS	NS	NS	NS	NS	NS	NS	<5,0	NS	<7,8	<5,0	<13	<6,6	<13	<1.1104	NA	NA	NS
MW-13DD	6/12/2013		NS	<5,0	<6	<5,0	8,7	1740	NS	NS	NS	NS	NS	<5,4	<5,6	<6,6	<6,4	NS	<5,0	NS	NS	NA	NS	NS	NS	NS	NS	NS	NS	<5,0	NS	<7,8	<5,0	<13	<6,6	<13	<1.1105	NA	NA	NS
MW-13DD	8/27/2013		NS	<4,0	<4,8	<4,0	<4,3	2490	NS	NS	NS	NS	NS	<4,3	<4,4	<5,2	<5,1	NS	<4,0	NS	NS	NA	NS	NS	NS	NS	NS	NS	NS	<4,0	NS	<6,3	<4,0	<10	<5,3	<10	<1.1106	NA	NA	NS
MW-13DD	12/12/2013		NS	<10	<12	<10	12,2	4370	NS	NS	NS	NS	NS	<11	<11	<13	<13	NS	<10	NS	NS	NA	NS	NS	NS	NS	NS	NS	NS	<10	NS	<16	<10	<25	<13	<25	<1.1107	NA	NA	NS
MW-13DD	3/21/2014		NS	<17	<14	<16	<13	4200	NS	NS	NS	NS	NS	<15	<12	<18	<10	NS	<10	NS	NS	NA	NS	NS	NS	NS	NS	NS	NS	<13	NS	<20	<12	<25	<16	<27	<1.1108	NA	NA	NS
MW-13DD	6/16/2014		NS	<17	<14	<16	25,2	4660	NS	NS	NS	NS	NS	<15	<12	<18	<10	NS	<10	NS	NS	NA	NS	NS	NS	NS	NS	NS	NS	<13	NS	<20	<12	<25	<16	<27	<1.1109	NA	NA	NS
MW-13DD	12/8/2014	DUP	NS	1,2	<0,50	9	20,1	6250	NS	<5,0	NS	NS	NS	<1,0	6,2	<2,0	<1,0	NS	<1,0	NS	NS	NA	NA	<5,0	NA	NS	NA	NA	NS	<5,0	<1,0	NA	0,77	<1,0	<2,0	3,1	<2,0	<1.1111	NA	NA	NS
MW-13DD	12/8/2014		NS	<5,0	<2,5	9,4	21,7	3280	NS	<25	NS	NS	NS	<5,0	6,2	<10	<5,0	NS	<5,0	NS	NA	NA	<25	NA	NS	NA	NA	NS	<25	<5,0	NA	<5,0	<5,0	<10	3	<10	<1.1110	NA	NA	NS
MW-13DD	3/12/2015		NS	<5,0	<5,0	8,4	16,4	6080	NS	NS	NS	NS	NS	<5,0	5,2	<5,0	<5,0	NS	<5,0	NS	NS	NA	NS	NS	NS	NS	NS	NS	NS	<5,0	NS	<5,0	<5,0	<10	2,5	<10	<1.1112	NA	NA	NS
MW-13DD	6/3/2015		NS	<50	<50	<50	<50	5360	NS	NS	NS	NS	NS	<50	<50	<50	<50	NS	<50	NS	NS	<250	NS	NS	NS	NS	NS	NS	NS	<50	NS	<50	29,2	<100	<50	<100	<1.1113	<50	<50	NS
MW-13DD	8/14/2015		NS	<50	<50	<50	15,2	6380	NS	NS	NS	NS	NS	<50	11,2	<50	<50	NS	<50	NS	NS	<250	NS	NS	NS	NS	NS	NS	NS	<50	NS	<50	<50	<100	<50	<100	<1.1114	<50	<50	NS
MW-13DD	12/18/2015	DUP	NS	<5,0	<5,0	8,7	16,8	6710	NS	NS	NS	NS	NS	<5,0	5,3	<5,0	<5,0	NS	<5,0	NS	NS	<25	NS	NS	NS	NS	NS	NS	NS	<5,0	<5,0	<5,0	<5,0	<10	2,3	<10	<1.1116	<5,0	<5,0	NS
MW-13DD	12/18/2015		NS	<50	<50	<50	18,5	6550	NS	NS	NS	NS	NS	<50	<50	<50	<50	NS	<50	NS	NS	<250	NS	NS	NS	NS	NS	NS	NS	<50	<50	NS	<50	<50	<100	<50	<100	<1.1115	<50	<50	NS
MW-13DD	3/19/2016		NS	<50	<50	<50	14,1	5690	NS	NS	NS	NS	NS	<50	<50	<50	<50	NS	<50	NS	NS	<250	NS	NS	NS	NS	NS	NS	NS	<50	NS	<50	<50	<100	<50	<100	<1.1117	<50	<50	NS
MW-13DD	6/17/2016		<100	<100	<100	<100	<100	5030	<100	<200	<200	<200	<200	<100	<100	<100	<100	<100	<100	<100	<500	NS	<100	<1000	<100	<500	<2500	<100	<100	<100	<200	<100	<100	<200	<100	<200	<1.1118	<100	<100	<500
MW-13DD	9/23/2016		<50	<50	<50	<50	18,6	3790	<50	<100	<100	<100	<100	<50	<50	<50	<50	<50	<50	<50	<250	NS	<50	<500	<50	<250	<1300	<50	<50	<50	<100	<50	12,3	<100	<50	<100	<1.1119	<50	<50	<250
MW-13DD	1/21/2017		<50	<50	<50	<50	<50	6710	<50	<100	<100	<100	<100	<50	<50	<50	<50	<50	<50	<50	<250	NS	<50	<500	<50	<250	<1300	<50	<50	<50	<100	<50	<50	<100	<50	<100	<1.1120	<50	<50	<250
MW-13DD	3/24/2017		<5,0	1,8 J	<5,0	9	15,4	4830	<5,0	<5,0	<10	<5,0	<5,0	<5,0	4	<5,0	<5,0	<5,0	<5,0	<5,0	<50	NS	<10	<25	<10	<25	<50	<5,0	<5,0	<5,0	<5,0	<10	<5,0	<5,0	<5,0	2,3 J	<5,0	27,8	<5,0	<5,0	<10
MW-13DD	7/1/2017	DUP	<1,0	0,65	<1,0	10,6	21,4	4930	<1,0	<2,0	<2,0	<2,0	<2,0	<1,0	4,8	<1,0	<1,0	<1,0	<1,0	<1,0	<5,0	NS	<1,0	<10	<1,0	<5,0	<25	<1,0	<1,0	<1,0	<2,0	0,43	<1,0	<2,0	2,6	<2,0	31,7	<1,0	<1,0	<5,0
MW-13DD	7/1/2017		<1,0	0,57	<1,0	9,1	18,2	6190	<1,0	<2,0	<2,0	<2,0	<2,0	<1,0	4,3	<1,0	<1,0	<1,0	<1,0	<1,0	<5,0	NS	<1,0	<10	<1,0	<5,0	<25	<1,0	<1,0	<1,0	<2,0	<1,0	<1,0	<2,0	2,3	<2,0	29,8	<1,0	<1,0	<5,0
MW-13DD	9/20/2017		<1,0	<1,0	<1,0	<1,0	<1,0	<1,0	<1,0	<2,0	<2,0	<2,0	<2,0	<1,0	<1,0	<1,0	<1,0	<1,0	<1,0	<1,0	<5,0	NS	<1,0	<10	<1,0	<5,0	<25	<1,0	<1,0	<1,0	<2,0	<1,0	<1,0	<2,0	<1,0	<2,0	<1,0	<1,0	<1,0	<5,0
MW-13DD	9/21/2017		<100	<100	<100	<100	<100	4950	<100	<200	<200	<200	<200	<100	<100	<100	<100	<100	<100	<100	<500	NS	<100	<1000	<100	<500	<2500	<100	<100	<100	<200	<100	<100	<200	<100	<200	<100	<100	<100	<500
MW-13DD	1/11/2018		<5,0	<5,0	<5,0	9	14,6	4060	<5,0	<10	<10	<10	<10	<5,0	4,2	<5,0	<5,0	<5,0	<5,0	<5,0	<25	NS	<5,0	<50	<5,0	<25	<130	<5,0	<5,0	<5,0	<10	1,9	<10	20,1	<5,0	<5,0	<25			
MW-13DD	3/14/2018		<100	<100	<100	<100	<100	4510	<100	<200	<200	<200	<200	<100	<100	<100	<100	<100	<100	<100	<500	NS	<100	<1000	<100	<500	<2500	<100	<100	<100	<200	<100	<100	<200	<100	<200	<100	<100	<100	<500
MW-13DD	6/27/2018		<50	<50	<50	<50	<50	4970	<50	<100	<100	<100	<100	<50	<50	<50	<50	<50	<50	<50	<250	NS	<50	<500	<50	<250	<1300	<50	<50	<50	<100	<50	<100	<50	<100	<50	<50	<50	<50	<250
MW-13DD	10/18/2018		<50	<50	<50	<50	<50	6010	<50	<100	<100	<100	<100	<50	<50	<50	<50	<50	<50	<50	<250	NS	<50	<500	<50	<250	<1300	<50	<50	<50	<100	<50	<100	<50	<100	<50	<50	<50	<50	<250
MW-13DD	1/23/2019		<100	<100	<100	<100	<100	5760	<100	<200	<200	<200	<200	<100	<100	<100	<100	<100	<100	<100	<500	NS	<100	<1000	<100	<500	<2500	<100	<100	<100	<200	<100	<100	<200	<100	<200	<100	<100	<100	<500
MW-13DD	4/24/2019		<100	<100	<100	<100	<100	6810	<100	<200	<200	<200	<200	<100	<100	<100	<100	<100	<100	<100	<500	NS	<100	<1000	<100	<500	<2500	<100	<100	<100	<200	<100	<100	<200	<100	<200	<100	<100	<100	<500
MW-13DD	8/1/2019		<100	<100	<100	<100	<100	5370	<100	<200	<200	<200	<200	<100	<100	<100	<100	<100	<100	<100	<500	NS	<100	<1000	<100	<500	<2500	<100	<100	<100	<200	<100	<100	<200	<100	<200	<100	<100	<100	<500
MW-13DD	10/31/2019		<100	<100	<100	<100	<100	5640	<100	<200	<200	<200	<200	<100	<100	<100	<100	<100	<100	<100	<500	NS	<100	<1000	<100	<500	<2500	<100	<100	<100	<200	<100	<100	<200	<100	<200	<100	<100	<100	<500
MW-13DD	1/24/2020		<100	<50	<50	<50	<50	3120	<50	<100	<100	<50	<100	<50	<50	<50	<50	<50	<50	<50	<250	NS	<50	<500	<50	<250	<1300	<50	<50	<50	<100	<50	<100	<50	<100	<50	<50	<50	<50	<250
MW-13DD	10/22/2020		<100	<100	<100	<100	<100	6790	<100	<200	<200	<200	<200	<100	<100	<100	<100	<100	<100	<100	<500	NS	<100	<1000	<100	<500	<2500	<100	<100	<100	<200	<100	<100	<200	<100	<200	<100	<100	<100	<500
MW-13DD	4/22/2021		<100	<100	<100	3,4 J	5,3 J	1720	<100	<200	<200	<200	<200	<100	<100	<100	<100	<100	<100	<100	<500	NS	<100	<1000	<100	<500	15,5 J	<100	<100	<100	<200	<100	<100	<200	<100	<200	9,9 J	<100	<100	<500
MW-13DD	12/16/2021		<20	<20	<20	<20	14,9 J	4990 E	<20	<40	<40	<40	<40	<20	<20	<20	<20	<20	<20	<20	<100	NS	<20	<200	<20	<100	<500	<20	<20	<20	<40	<20	<20	<40	<20	<40	14,6 J	<20	<20	<100
MW-13DD	5/19/2022		<20	<20	<20	<20	<20	7500	<20	<40	<40	<40	<40	<20	<20	<20	<20	<20	<20	<20	<100	NS	<20	<200	<20	<100	<500	<20	<20	<20	<40	<20	<40	<20	<40	<20	<20	<20	<20	<100
MW-13DD	11/10/2022		<100	<100	<100	<100	<100	4160	<100	<200	<200	<200	<200	<100	<100	<100	<100	<100	<100	<100	<500	NA	<100	<1000	<100	<500	<2500	<100	<100	<100	<200	<100	<100	<200	<100	<200	<100	<100	<100	<500
MW-13DD	4/21/2023		<100	<100	<100	<100	<100	5200	<100	<200	<200	<200	<200	<100	<100	<100	<100	<100	<100	<100	<500	NA	<100	<1000	<100	<500	<2500	<100	<100	<100	<200	<100	<100	<200	<100	<200	<100	<100	<100	<500
MW-13DD	11/10/2023		<100	1530	<100	<100	<100	7660	<100	<200	<200	<200	<200	<100	<100	<100	<100	<100	<100	<100	<500	NA	<100	<1000	<100	<500	<2500	<100	<100	<100	<200	<100	<100	<200	<100	<200	<100	<100	<100	<500
MW-13DD	5/2/2024		<25	<25	<25	<25	<25	3200	<25	<130	<25	<130	<25	<25	<25	<25	<25	<25	<25	<25	<250	NA	<25	<250	<25	<250	<250	<25	<25	<25	<50	<25	<25	<130	<25	<25	9	<25	<25	<130
MW-13DD	12/10/2024		<5,0	<5,0	<5,0	<5,0	20	2700	<5,0	<25	<5,0	<25	<5,0	<5,0	5,2	<5,0	<5,0	<5,0	<5,0	<5,0	<50	NA	<5,0	<50	<5,0	<50	200	<5,0	<5,0	<5,0	<10	<5,0	<5,0	<25	<5,0	<5,0	30	<5,0	<5,0	<25
MW-13D3	7/26/2006		NS	1,8	<0,2	<0,3	0,3	1,9	NS	<0,2	NS	NS	NS	<0,2	<0,1	<0,4	<0,2	NS	<0,1	NS	<2,0	NA	<0,1	<0,6	NS	<2,0	<2,0	NS	<0,3	<0,2	<0,9	<0,3	<0,2	<0,3	0,5	<0,3	<1.1121	NA	NA	NS
MW-13D3	12/20/2007		NS	<0,3	<0,1	<0,4	<0,5	2,7	NS	NS	NS	NS	NS	<0,3	<0,2	<0,4	<0,3	NS	<0,2	NS	NS	NA	NS	NS	NS	NS	NS	NS	NS	<0,3	NS	<0,5	<0,2	<0,9	<0,3	<0,4	<1.1122	NA	NA	NS
MW-13D3	3/18/2008		NS	<0,34	<0,14	<0,35	<0,45	<0,36	NS	NS	NS	NS	NS	<0,30	<0,19	<0,44	<0,25	NS	<0,18	NS	NS	NA	NS	NS	NS	NS	NS	NS	NS	<0,29	NS	<0,53	<0,21	<0,85	<0,34	<0,36	<1.1123	NA	NA	NS
MW-13D3	6/20/2008		NS	<0,34	<0,14	<0,35	<0,45	1,2	NS	NS	NS	NS	NS	<0,30	<0,19	<0,44	<0,25	NS	<0,18	NS	NS	NA	NS	NS	NS	NS	NS	NS	NS	<0,29	NS	<0,53	<0,21	<0,85	0,41	<0,36	<1.1124	NA	NA	NS
MW-13D3	9/23/2008		NS	<0,37	<0,21	<0,40	<0,37	<0,34	NS	NS	NS	NS	NS	<0,08	<0,43	<0,52	<0,23	NS	<0,20	NS	NS	NA	NS	NS	NS	NS	NS	NS	NS	<0,12	NS	<0,45	<0,24	<0,36	<0,43	<0,39	<1.1125	NA	NA	NS
MW-13D3	12/15/2008		NS	<0,37	<0,21	<0,40	<0,37	0,56	NS	NS	NS	NS	NS	<0,12	<0,43	<0,52	<0,23	NS	<0,20	NS	NS	NA	NS	NS	NS	NS	NS	NS	NS	<0,28	<0,08	NS	<0,45	<0,24	<0,36	<0,43	<0,39	<1.1126	NA	NA	NS
MW-13D3	3/30/2009		NS	13	<0,33	<0,37	<0,33	6,9	NS	NS	NS	NS	NS	<0,27	<0,65	<0,2	<0,3	NS	<0,38	NS	NS	NA	NS	NS	NS	NS	NS	NS	NS	<0,37	NS	<0,38	<0,27	<0,3	<0,2	<0,34	<1.1127	NA	NA	NS
MW-13D3	7/10/2009		NS	<0,4	<0,23	<0,34	<0,45	<0,5	NS	NS	NS	NS	NS	<0,32	<0,34	<0,34	<0,34	NS	<0,41	NS	NS	NA	NS	NS	NS	NS	NS	NS	NS	<0,31	NS	<0,51	<0,37	<0,66	<0,37	<0,53	<1.1128	NA	NA	NS
MW-13D3	9/30/2009		NS	<0,27	<0,33	<0,37	<0,33	<0,24	NS	NS	NS	NS	NS	<0,27	<0,65	<0,20	<0,30	NS	<0,38	NS	NS	NA	NS	NS	NS	NS	NS	NS	NS	<0,37	NS	<0,38	<0,27	<0,30	<0,20	<0,34	<1.1129	NA	NA	NS
MW-13D3	12/10/2009		NS	<0,35	<0,19	<0,40	<0,35	3,9	NS	NS	NS	NS	NS	<0,40	<0,44	<0,49	<0,35	NS	<0,26	NS	NS	NA	NS	NS	NS	NS	NS	NS	NS	<0,11	NS	<0,42	<0,23	<0,34	<0,40	<0,40	<1.1130	NA	NA	NS
MW-13D3	3/6/2010	DUP	NS	<0,15	<0,085	<0,068	<0,050	<0,15	NS	NS	NS	NS	NS	<0,052	<0,082	<0,098	<0,092	NS	<0,10	NS	NS	NA	NA	NS	NS	NS	NS	NS	NS	<0,10	NS	<0,082	<0,069	<0,18	<0,083	<0,050	<1.1132	NA	NA	NS
MW-13D3	3/6/2010		NS	<0,15	<0,085	<0,068	<0,050	<0,15	NS	NS	NS	NS	NS	<0,052	<0,082	<0,098	<0,092	NS	<0,10	NS	NS	NA	NA	NS	NS	NS	NS	NS	NS	<0,10	NS	<0,082	<0,069	<0,18	<0,083	<0,050	<1.1131	NA	NA	NS
MW-13D3	5/29/2010		NS	<0,43	<0,23	<0,34	<0,45	<0,74	NS	NS	NS	NS	NS	<0,32	<0,34	<0,34	<0,34	NS	<0,41	NS	NS	NA	NS	NS	NS	NS	NS	NS	NS	<0,31	NS	<0,51	<0,37	<0,66	<0,37	<0,53	<1.1133	NA	NA	NS
MW-13D3	8/4/2010		NS	<0,22	<0,29	<0,29	<0,22	<0,29	NS	NS	NS	NS	NS	<0,26	<0,33	<0,27	<0,29	NS	<0,22	NS	NS	NA	NS	NS	NS	NS	NS	NS	NS	<0,28	NS	<0,34	<0,2	<0,51	<0,25	<0,5	<1.1134	NA	NA	NS
MW-13D3	10/15/2010		NS	<0,22	<0,29	<0,29	<0,22	<0,29	NS	NS	NS	NS	NS	<0,26	<0,33	<0,27	<0,29	NS	<0,22	NS	NS	NA	NS	NS	NS	NS	NS	NS	NS	<0,28	NS	<0,34	<0,2	<0,51	<0,25	<0,5	<1.1135	NA	NA	NS
MW-13D3	2/28/2011		NS	0,52	<0,23	<0,22	0,49	1,9	NS	NS	NS	NS	NS	<0,25	<0,20	<0,25	<0,20	NS	<0,23	NS	NS	NA	NS	NS	NS	NS	NS	NS	NS	<0,20	NS	<0,25	<0,20	<0,50	<0,22	<0,50	<1.1136	NA	NA	NS

Appendix A
Groundwater Analytical Results - February 2003 - December 2024 (µg/L)
Perma-Fix of South Georgia Inc., Valdosta, GA

			Chlorinated and Non-Chlorinated VOCs																																
Sample Location	Sample Date	QA/QC Reference	1,1,1,2-Tetrachloroethane	1,1,1-Trichloroethane	1,1,2,2-Tetrachloroethane	1,1,2-Trichloroethane	1,1-Dichloroethane	1,1-Dichloroethene	1,1-Dichloropropene	1,2,3-Trichlorobenzene	1,2,3-Trichloropropane	1,2,4-Trichlorobenzene	1,2-Dibromoethane (EDB) (Ethylene dibromide)	1,2-Dichlorobenzene	1,2-Dichloroethane	1,2-Dichloropropane	1,3-Dichlorobenzene	1,3-Dichloropropane	1,4-Dichlorobenzene (para dichlorobenzene)	2,2-Dichloropropane	2-Butanone (MEK)	2-Chloroethyl Vinyl Ether	2-Chlorotoluene	2-Hexanone	4-Chlorotoluene	4-Methyl-2-Pentanone (MIBK)	Acetone	Bromobenzene	Bromochloromethane (Chlorobromomethane)	Bromodichloromethane (dichlorobromomethane, dichloromethylbromide)	Carbon Disulfide	Carbon Tetrachloride	Chlorobenzene	Chloroethane	Chloroform	Chloromethane	Cis-1,2-Dichloroethene	Cis-1,3-Dichloropropene	Dibromochloromethane (Chlorodibromomethane)	Dibromochloropropane (DBCP) (1,2-Dibromo-3-Chloropropane)
GW Standard			1 [b]	200 [a]	1 [b]	5 [a]	1 [b]	7 [a]	1 [b]	1 [a]	1 [b]	70 [a]	0,05 [a]	600 [a]	5 [a]	5 [a]	1 [b]	1 [b]	75 [a]	1 [b]	10 [b]	--	1 [b]	10 [b]	1 b	10 [b]	10 [b]	1 [b]	1 [b]	80 [a]	2 [b]	5 [a]	100 [a]	5 [b]	80 [a]	1 [b]	70 [a]	1 [b]	80 [a]	0,2 [a]
MW-13D3	5/27/2011		NS	7.4	<0.23	<0.22	0.62	1.8	NS	NS	NS	NS	NS	<0.25	<0.20	<0.25	<0.20	NS	<0.23	NS	NS	NA	NS	NS	NS	NS	NS	NS	NS	<0.20	NS	<0.25	<0.20	<0.50	0.69	<0.50	<1.1137	NA	NA	NS
MW-13D3	8/24/2011		NS	0.37	<0.23	<0.22	<0.25	<0.23	NS	NS	NS	NS	NS	<0.25	<0.2	<0.25	<0.2	NS	<0.23	NS	NS	NA	NS	NS	NS	NS	NS	NS	NS	<0.2	NS	<0.25	<0.2	<0.5	0.7	<0.5	<1.1138	NA	NA	NS
MW-13D3	11/15/2011		NS	0.8	<0.23	<0.22	<0.25	<0.23	NS	NS	NS	NS	NS	<0.25	<0.2	<0.25	<0.2	NS	<0.23	NS	NS	NA	NS	NS	NS	NS	NS	NS	NS	<0.2	NS	<0.25	<0.2	<0.5	<0.22	<0.5	<1.1139	NA	NA	NS
MW-13D3	2/28/2012		NS	0.37	<0.23	<0.22	<0.25	<0.23	NS	NS	NS	NS	NS	<0.25	<0.2	<0.25	<0.2	NS	<0.23	NS	NS	NA	NS	NS	NS	NS	NS	NS	NS	<0.2	NS	<0.25	<0.2	<0.5	0.29	<0.5	<1.1140	NA	NA	NS
MW-13D3	4/23/2012		NS	<0.2	<0.23	<0.22	<0.25	<0.23	NS	NS	NS	NS	NS	<0.25	<0.2	<0.25	<0.2	NS	<0.23	NS	NS	NA	NS	NS	NS	NS	NS	NS	NS	<0.2	NS	<0.25	<0.2	<0.5	0.74	<0.5	<1.1141	NA	NA	NS
MW-13D3	8/20/2012		NS	<0.2	<0.23	<0.22	<0.25	<0.23	NS	NS	NS	NS	NS	<0.25	<0.2	<0.25	<0.2	NS	<0.23	NS	NS	NA	NS	NS	NS	NS	NS	NS	NS	<0.2	NS	<0.25	<0.2	<0.5	<0.22	<0.5	<1.1142	NA	NA	NS
MW-13D3	11/14/2012		NS	2.4	<0.24	<0.2	<0.21	<0.2	NS	NS	NS	NS	NS	<0.22	<0.22	<0.26	<0.25	NS	<0.2	NS	NS	NA	NS	NS	NS	NS	NS	NS	NS	<0.2	NS	<0.31	<0.2	<0.5	<0.26	<0.5	<1.1143	NA	NA	NS
MW-13D3	3/4/2013		NS	<0.2	<0.24	<0.2	<0.21	<0.2	NS	NS	NS	NS	NS	<0.22	<0.22	<0.26	<0.25	NS	<0.2	NS	NS	NA	NS	NS	NS	NS	NS	NS	NS	<0.2	NS	<0.31	<0.2	<0.5	<0.26	<0.5	<1.1144	NA	NA	NS
MW-13D3	6/12/2013		NS	<0.2	<0.24	<0.2	<0.21	<0.2	NS	NS	NS	NS	NS	<0.22	<0.22	<0.26	<0.25	NS	<0.2	NS	NS	NA	NS	NS	NS	NS	NS	NS	NS	<0.2	NS	<0.31	<0.2	<0.5	<0.26	<0.5	<1.1145	NA	NA	NS
MW-13D3	8/27/2013		NS	<0.2	<0.24	<0.2	<0.21	<0.2	NS	NS	NS	NS	NS	<0.22	<0.22	<0.26	<0.25	NS	<0.2	NS	NS	NA	NS	NS	NS	NS	NS	NS	NS	<0.2	NS	<0.31	<0.2	<0.5	0.35	<0.5	<1.1146	NA	NA	NS
MW-13D3	12/11/2013	DUP	NS	<0.2	<0.24	<0.2	<0.21	<0.2	NS	NS	NS	NS	NS	<0.22	<0.22	<0.26	<0.25	NS	<0.2	NS	NS	NA	NS	NS	NS	NS	NS	NS	NS	<0.2	NS	<0.31	<0.2	<0.5	<0.26	<0.5	<1.1148	NA	NA	NS
MW-13D3	12/11/2013		NS	<0.2	<0.24	<0.2	<0.21	<0.2	NS	NS	NS	NS	NS	<0.22	<0.22	<0.26	<0.25	NS	<0.2	NS	NS	NA	NS	NS	NS	NS	NS	NS	NS	<0.2	NS	<0.31	<0.2	<0.5	<0.26	<0.5	<1.1147	NA	NA	NS
MW-13D3	3/21/2014	DUP	NS	<0.34	<0.27	<0.32	<0.26	<0.25	NS	NS	NS	NS	NS	<0.29	<0.24	<0.36	<0.20	NS	<0.2	NS	NS	NA	NS	NS	NS	NS	NS	NS	NS	<0.26	NS	<0.40	<0.24	<0.5	<0.31	<0.53	<1.1150	NA	NA	NS
MW-13D3	3/21/2014		NS	<0.34	<0.27	<0.32	<0.26	<0.25	NS	NS	NS	NS	NS	<0.29	<0.24	<0.36	<0.20	NS	<0.2	NS	NS	NA	NS	NS	NS	NS	NS	NS	NS	<0.26	NS	<0.40	<0.24	<0.5	<0.31	<0.53	<1.1149	NA	NA	NS
MW-13D3	6/16/2014		NS	<0.34	<0.27	<0.32	<0.26	<0.25	NS	NS	NS	NS	NS	<0.29	<0.24	<0.36	<0.20	NS	<0.2	NS	NS	NA	NS	NS	NS	NS	NS	NS	NS	<0.26	NS	<0.40	<0.24	<0.5	<0.31	<0.53	<1.1151	NA	NA	NS
MW-13D3	12/7/2014		NS	<1.0	<0.50	<1.0	<1.0	<1.0	NS	<5.0	NS	NS	NS	<1.0	<1.0	<2.0	<1.0	NS	<1.0	NS	NA	NA	<5.0	NA	NS	NA	NA	NS	<5.0	<1.0	NA	<1.0	<1.0	<2.0	<1.0	<2.0	<1.1152	NA	NA	NS
MW-13D3	3/11/2015		NS	<1.0	<1.0	<1.0	<1.0	<1.0	NS	NS	NS	NS	NS	<1.0	<1.0	<1.0	<1.0	NS	<1.0	NS	NS	NA	NS	NS	NS	NS	NS	NS	NS	<1.0	NS	<1.0	<1.0	<2.0	<1.0	<2.0	<1.1153	NA	NA	NS
MW-13D3	6/3/2015		NS	<1.0	<1.0	<1.0	<1.0	<1.0	NS	NS	NS	NS	NS	<1.0	<1.0	<1.0	<1.0	NS	<1.0	NS	NS	<5.0	NS	NS	NS	NS	NS	NS	NS	<1.0	NS	<1.0	<1.0	<2.0	<1.0	<2.0	<1.1154	<1.0	<1.0	NS
MW-13D3	8/14/2015		NS	<1.0	<1.0	<1.0	<1.0	<1.0	NS	NS	NS	NS	NS	<1.0	<1.0	<1.0	<1.0	NS	<1.0	NS	NS	<5.0	NS	NS	NS	NS	NS	NS	NS	<1.0	NS	<1.0	<1.0	<2.0	<1.0	<2.0	<1.1155	<1.0	<1.0	NS
MW-13D3	12/18/2015		NS	<1.0	<1.0	<1.0	<1.0	<1.0	NS	NS	NS	NS	NS	<1.0	<1.0	<1.0	<1.0	NS	<1.0	NS	NS	<5.0	NS	NS	NS	NS	NS	NS	NS	<1.0	NS	<1.0	<1.0	<2.0	<1.0	<2.0	<1.1156	<1.0	<1.0	NS
MW-13D3	3/19/2016		NS	0.34	<1.0	<1.0	<1.0	<1.0	NS	NS	NS	NS	NS	<1.0	<1.0	<1.0	<1.0	NS	<1.0	NS	NS	<5.0	NS	NS	NS	NS	NS	NS	NS	<1.0	NS	<1.0	<1.0	<2.0	<1.0	<2.0	<1.1157	<1.0	<1.0	NS
MW-13D3	6/17/2016		<1.0	1	<1.0	<1.0	<1.0	0.32	<1.0	<2.0	<2.0	<2.0	<2.0	<1.0	<1.0	<1.0	<1.0	<1.0	<1.0	<1.0	<5.0	NS	<1.0	<10	<1.0	<5.0	<25	<1.0	<1.0	<1.0	<1.0	<2.0	<1.0	<2.0	<1.0	<2.0	<1.1158	<1.0	<1.0	<5.0
MW-13D3	9/22/2016		<1.0	<1.0	<1.0	<1.0	<1.0	<1.0	<1.0	<2.0	<2.0	<2.0	<2.0	<1.0	<1.0	<1.0	<1.0	<1.0	<1.0	<1.0	<5.0	NS	<1.0	<10	<1.0	<5.0	<25	<1.0	<1.0	<1.0	<1.0	<2.0	<1.0	<2.0	<1.0	<2.0	<1.1159	<1.0	<1.0	<5.0
MW-13D3	1/20/2017		<1.0	<1.0	<1.0	<1.0	<1.0	<1.0	<1.0	<2.0	<2.0	<2.0	<2.0	<1.0	<1.0	<1.0	<1.0	<1.0	<1.0	<1.0	<5.0	NS	<1.0	<10	<1.0	<5.0	<25	<1.0	<1.0	<1.0	<1.0	<2.0	<1.0	<2.0	<1.0	<2.0	<1.1160	<1.0	<1.0	<5.0
MW-13D3	3/23/2017		<1.0	<1.0	<1.0	<1.0	<1.0	<1.0	<1.0	<1.0	<2.0	<1.0	<1.0	<1.0	<1.0	<1.0	<1.0	<1.0	<1.0	<1.0	<10	NS	<2.0	<5.0	<2.0	<5.0	<10	<1.0	<1.0	<1.0	<1.0	<2.0	<1.0	<1.0	<1.0	<1.0	<1.0	<1.0	<1.0	<2.0
MW-13D3	6/30/2017		<1.0	<1.0	<1.0	<1.0	<1.0	<1.0	<1.0	<2.0	<2.0	<2.0	<2.0	<1.0	<1.0	<1.0	<1.0	<1.0	<1.0	<1.0	<5.0	NS	<1.0	<10	<1.0	<5.0	<25	<1.0	<1.0	<1.0	<1.0	<2.0	<1.0	<2.0	<1.0	<2.0	<1.0	<1.0	<1.0	<5.0
MW-13D3	1/10/2018		<1.0	<1.0	<1.0	<1.0	<1.0	<1.0	<1.0	<2.0	<2.0	<2.0	<2.0	<1.0	<1.0	<1.0	<1.0	<1.0	<1.0	<1.0	<5.0	NS	<1.0	<10	<1.0	<5.0	<25	<1.0	<1.0	<1.0	<1.0	<2.0	<1.0	<2.0	<1.0	<2.0	<1.0	<1.0	<1.0	<5.0
MW-13D3	3/14/2018		<1.0	<1.0	<1.0	<1.0	<1.0	<1.0	<1.0	<2.0	<2.0	<2.0	<2.0	<1.0	<1.0	<1.0	<1.0	<1.0	<1.0	<1.0	<5.0	NS	<1.0	<10	<1.0	<5.0	<25	<1.0	<1.0	<1.0	<1.0	<2.0	<1.0	<2.0	<1.0	<2.0	<1.0	<1.0	<1.0	<5.0
MW-13D3	6/27/2018		<1.0	<1.0	<1.0	<1.0	<1.0	<1.0	<1.0	<2.0	<2.0	<2.0	<2.0	<1.0	<1.0	<1.0	<1.0	<1.0	<1.0	<1.0	<5.0	NS	<1.0	<10	<1.0	<5.0	<25	<1.0	<1.0	<1.0	<1.0	<2.0	<1.0	<2.0	<1.0	<2.0	<1.0	<1.0	<1.0	<5.0
MW-13D3	10/18/2018		<1.0	<1.0	<1.0	<1.0	<1.0	<1.0	<1.0	<2.0	<2.0	<2.0	<2.0	<1.0	<1.0	<1.0	<1.0	<1.0	<1.0	<1.0	<5.0	NS	<1.0	<10	<1.0	<5.0	<25	<1.0	<1.0	<1.0	<1.0	<2.0	<1.0	<2.0	<1.0	<2.0	<1.0	<1.0	<1.0	<5.0
MW-13D3	1/23/2019		<1.0	<1.0	<1.0	<1.0	<1.0	<1.0	<1.0	<2.0	<2.0	<2.0	<2.0	<1.0	<1.0	<1.0	<1.0	<1.0	<1.0	<1.0	<5.0	NS	<1.0	<10	<1.0	<5.0	<25	<1.0	<1.0	<1.0	<1.0	<2.0	<1.0	<2.0	<1.0	<2.0	<1.0	<1.0	<1.0	<5.0
MW-13D3	4/24/2019	DUP	<1.0	<1.0	<1.0	<1.0	<1.0	<1.0	<1.0	<2.0	<2.0	<2.0	<2.0	<1.0	<1.0	<1.0	<1.0	<1.0	<1.0	<1.0	<5.0	NS	<1.0	<10	<1.0	<5.0	<25	<1.0	<1.0	<1.0	<1.0	<2.0	<1.0	<2.0	<1.0	<2.0	<1.0	<1.0	<1.0	<5.0
MW-13D3	4/24/2019		<1.0	<1.0	<1.0	<1.0	<1.0	<1.0	<1.0	<2.0	<2.0	<2.0	<2.0	<1.0	<1.0	<1.0	<1.0	<1.0	<1.0	<1.0	<5.0	NS	<1.0	<10	<1.0	<5.0	<25	<1.0	<1.0	<1.0	<1.0	<2.0	<1.0	<2.0	<1.0	<2.0	<1.0	<1.0	<1.0	<5.0
MW-13D3	7/31/2019		<1.0	<1.0	<1.0	<1.0	<1.0	<1.0	<1.0	<2.0	<2.0	<2.0	<2.0	<1.0	<1.0	<1.0	<1.0	<1.0	<1.0	<1.0	<5.0	NS	<1.0	<10	<1.0	<5.0	<25	<1.0	<1.0	<1.0	<1.0	<2.0	<1.0	<2.0	<1.0	<2.0	<1.0	<1.0	<1.0	<5.0
MW-13D3	7/31/2019	DUP	<1.0	<1.0	<1.0	<1.0	<1.0	<1.0	<1.0	<2.0	<2.0	<2.0	<2.0	<1.0	<1.0	<1.0	<1.0	<1.0	<1.0	<1.0	<5.0	NS	<1.0	<10	<1.0	<5.0	<25	<1.0	<1.0	<1.0	<1.0	<2.0	<1.0	<2.0	<1.0	<2.0	<1.0	<1.0	<1.0	<5.0
MW-13D3	10/28/2019		<1.0	<1.0	<1.0	<1.0	<1.0	<1.0	<1.0	<2.0	<2.0	<2.0	<2.0	<1.0	<1.0	<1.0	<1.0	<1.0	<1.0	<1.0	<5.0	NS	<1.0	<10	<1.0	<5.0	<25	<1.0	<1.0	<1.0	<1.0	<2.0	<1.0	<2.0	<1.0	<2.0	<1.0	<1.0	<1.0	<5.0
MW-13D3	1/21/2020		<1.0	<1.0	<1.0	<1.0	<1.0	<1.0	<1.0	<2.0	<2.0	<2.0	<2.0	<1.0	<1.0	<1.0	<1.0	<1.0	<1.0	<1.0	<5.0	NS	<1.0	<10	<1.0	<5.0	<25	<1.0	<1.0	<1.0	<1.0	<2.0	<1.0	<2.0	<1.0	<2.0	<1.0	<1.0	<1.0	<5.0
MW-13D3	10/22/2020		<1.0	<1.0	<1.0	<1.0	<1.0	<1.0	<1.0	<2.0	<2.0	<2.0	<2.0	<1.0	<1.0	<1.0	<1.0	<1.0	<1.0	<1.0	<5.0	NS	<1.0	<10	<1.0	<5.0	<25	<1.0	<1.0	<1.0	<1.0	<2.0	<1.0	<2.0	<1.0	<2.0	<1.0	<1.0	<1.0	<5.0
MW-13D3	4/22/2021		<1.0	<1.0	<1.0	<1.0	<1.0	<1.0	<1.0	<2.0	<2.0	<2.0	<2.0	<1.0	<1.0	<1.0	<1.0	<1.0	<1.0	<1.0	<5.0	NS	<1.0	<10	<1.0	<5.0	<25	<1.0	<1.0	<1.0	<1.0	<2.0	<1.0	<2.0	<1.0	<2.0	<1.0	<1.0	<1.0	<5.0
MW-13D3	12/16/2021		<1.0	<1.0	<1.0	<1.0	<1.0	<1.0	<1.0	<2.0	<2.0	<2.0	<2.0	<1.0	<1.0	<1.0	<1.0	<1.0	<1.0	<1.0	<5.0	NS	<1.0	<10	<1.0	<5.0	<25	<1.0	<1.0	<1.0	<1.0	<2.0	<1.0	<2.0	<1.0	<2.0	<1.0	<1.0	<1.0	<5.0
MW-13D3	5/19/2022		<1.0	<1.0	<1.0	<1.0	<1.0	<1.0	<1.0	<2.0	<2.0	<2.0	<2.0	<1.0	<1.0	<1.0	<1.0	<1.0	<1.0	<1.0	<5.0	NS	<1.0	<10	<1.0	<5.0	<25	<1.0	<1.0	<1.0	<1.0	<2.0	<1.0	<2.0	<1.0	<2.0	<1.0	<1.0	<1.0	<5.0
MW-13D3	11/10/2022		<1.0	2.9	<1.0	<1.0	<1.0	<1.0	<1.0	<2.0	<2.0	<2.0	<2.0	<1.0	<1.0	<1.0	<1.0	<1.0	<1.0	<1.0	<5.0	NA	<1.0	<10	<1.0	<5.0	<25	<1.0	<1.0	<1.0	<1.0	<2.0	<1.0	<2.0	<1.0	<2.0	<1.0	<1.0	<1.0	<5.0
MW-13D3	4/20/2023		<1.0	<1.0	<1.0	<1.0	<1.0	<1.0	<1.0	<2.0	<2.0	<2.0	<2.0	<1.0	<1.0	<1.0	<1.0	<1.0	<1.0	<1.0	<5.0	NS	<1.0	<10	<1.0	<5.0	<25	<1.0	<1.0	<1.0	<1.0	<2.0	<1.0	<2.0	<1.0	<2.0	<1.0	<1.0	<1.0	<5.0
MW-13D3	12/12/2023		<1.0	<1.0	<1.0	<1.0	<1.0	<1.0	<1.0	<2.0	<2.0	<2.0	<2.0	<1.0	<1.0	<1.0	<1.0	<1.0	<1.0	<1.0	<5.0	NS	<1.0	<10	<1.0	<5.0	<25	<1.0	<1.0	<1.0	<1.0	<2.0	<1.0	<2.0	<1.0	<2.0	<1.0	<1.0	<1.0	<5.0
MW-13D3	5/1/2024		<1.0	<1.0	<1.0	<1.0	<1.0	<1.0	<1.0	<5.0	<1.0	<5.0	<1.0	<1.0	<1.0	<1.0	<1.0	<1.0	<1.0	<1.0	<10	NA	<1.0	<10	<1.0	<10	<10	<1.0	<1.0	<1.0	<2.0	<1.0	<1.0	<5.0	<1.0	<1.0	<1.0	<1.0	<1.0	<5.0
MW-13D3	12/9/2024		<1.0	<1.0	<1.0	<1.0	<1.0	<1.0	<1.0	<5.0	<1.0	<5.0	<1.0	<1.0	<1.0	<1.0	<1.0	<1.0	<1.0	<1.0	<10	NA	<1.0	<10	<1.0	<10	<10	<1.0	<1.0	<1.0	<2.0	<1.0	<1.0	<5.0	<1.0	<1.0	<1.0	<1.0	<1.0	<5.0
MW-24D	7/26/2006		NS	<0.3	<0.2	<0.3	<0.2	0.5	NS	<0.2	NS	NS	NS	<0.2	<0.1	<0.4	<0.2	NS	<0.1	NS	<2.0	NA	<0.1	<0.6	NS	<2.0	<2.0	NS	<0.3	<0.2	<0.9	<0.3	<0.2	<0.3	<0.2	<0.3	<1.1161	NA	NA	NS
MW-24D	8/30/2007		NS	<0.3	NS	NS	<0.2	<0.2	NS	NS	NS	NS	NS	NS	<0.1	NS	NS	NS	NS	NS	NS	NA	NS	NS	NS	NS	NS	NS	NS	NS	NS	NS	NS	NS	NS	NS	<1.1162	NA	NA	NS
MW-24D	12/20/2007		NS	<0.3	<0.1	<0.4	<0.5	<0.4	NS	NS	NS	NS	NS	<0.3	<0.2	<0.4	<0.3	NS	<0.2	NS	NS	NA	NS	NS	NS	NS	NS	NS	NS	<0.3	NS	<0.5	<0.2	<0.9	<0.3	<0.4	<1.1163	NA	NA	NS
MW-24D	3/18/2008		NS	<0.34	<0.14	<0.35	<0.45	<0.36	NS	NS	NS	NS	NS	<0.30	<0.19	<0.44	<0.25	NS	<0.18	NS	NS	NA	NS	NS	NS	NS	NS	NS	NS	<0.29	NS	<0.53	<0.21	<0.85	<0.34	<0.36	<1.1164	NA	NA	NS
MW-24D	6/20/2008		NS	<0.34	<0.14	<0.35	<0.45	<0.36	NS	NS	NS	NS	NS	<0.30	<0.19	<0.44	<0.25	NS	<0.18	NS	NS	NA	NS	NS	NS	NS	NS	NS	NS	<0.29	NS	<0.53	<0.21	<0.85	<0.34	<0.36	<1.1165	NA	NA	NS
MW-24D	9/15/2008		NS	<0.37	<0.21	<0.40	<0.37	<0.34	NS	NS	NS	NS	NS	<0.08	<0.43	<0.52	<0.23	NS	<0.20	NS	NS	NA	NS	NS	NS	NS	NS	NS	NS	<0.12	NS	<0.45	<0.24	<0.36	<0.43	<0.39	<1.1166	NA	NA	NS
MW-24D	12/15/2008		NS	1.7	<0.21	<0.40	<0.37	<0.34	NS	NS	NS	NS	NS	<0.12	<0.43	<0.52	<0.23	NS	<0.20	NS	NS	NA	NS	NS	NS	NS	NS	NS	<0.28	<0.08	NS	<0.45	<0.24	<0.36	<0.43	<0.39	<1.1167	NA	NA	NS
MW-24D	3/30/2009		NS	<0.27	<0.33	<0.37	<0.33	<0.24	NS	NS	NS	NS	NS	<0.27	<0.65	<0.2	<0.3	NS	<0.38	NS	NS	NA	NS	NS	NS	NS	NS	NS	NS	<0.37	NS	<0.38	<0.27	<0.3	<0.2	<0.34	<1.1168	NA	NA	NS
MW-24D	7/10/2009		NS	<0.4	<0.23	<0.34	<0.45	<0.5	NS	NS	NS	NS	NS	<0.32	<0.34	<0.34	<0.34	NS	<0.41	NS	NS	NA	NS	NS	NS	NS	NS	NS	NS	<0.31	NS	<0.51	<0.37	<0.66	<0.37	<0.53	<1.1169	NA	NA	NS
MW-24D	9/30/2009		NS	0.49	<0.33	<0.37	<0.33	<0.24	NS	NS	NS	NS	NS	<0.27	<0.65	<0.20	<0.30	NS	<0.38	NS	NS	NA	NS	NS	NS	NS	NS	NS	NS	<0.37	NS	<0.38	<0.27	<0.30	<0.20	<0.34	<1.1170	NA	NA	NS
MW-24D	12/10/2009		NS	<0.35	<0.19	<0.40	<0.35	<0.32	NS	NS	NS	NS	NS	<0.40	<0.44	<0.49	<0.35	NS	<0.26	NS	NS	NA	NS	NS	NS	NS	NS	NS	NS	<0.11	NS	<0.42	<0.23	<0.34	<0.40	<0.40	<1.1171	NA	NA	NS
MW-24D	3/6/2010		NS	<0.15	<0.085	<0.068	<0.050	<0.15	NS	NS	NS	NS	NS	<0.052	<0.082	<0.098	<0.092	NS	<0.10	NS	NS	NA	NS	NS	NS	NS	NS	NS	NS	<0.10	NS	<0.082	<0.069	<0.18	<0.083	<0.050	<1.1172	NA	NA	NS
MW-24D	5/29/2010	DUP	NS	<0.4	<0.23	<0.34	<0.45	<0.5	NS	NS	NS	NS	NS	<0.32	<0.34	<0.34	<0.34	NS	<0.41	NS	NS	NA	NS	NS	NS	NS	NS	NS	NS	<0.31	NS	<0.51	<0.37	<0.66	<0.37	<0.53	<1.1174	NA	NA	NS
MW-24D	5/29/2010		NS	<0.4	<0.23	<0.34	<0.45	<0.5	NS	NS	NS	NS	NS	<0.32	<0.34	<0.34	<0.34	NS	<0.41	NS	NS	NA	NS	NS	NS	NS	NS	NS	NS	<0.31	NS	<0.51	<0.37	<0.66	<0.37	<0.53	<1.1173	NA	NA	NS
MW-24D	8/4/2010		NS	<0.22	<0.29	<0.29	<0.22	<0.29	NS	NS	NS	NS	NS	<0.26	<0.33	<0.27	<0.29	NS	<0.22	NS	NS	NA	NS	NS	NS	NS	NS	NS	NS	<0.28	NS	<0.34	<0.2	<0.51	<0.25	<0.5	<1.1175	NA	NA	NS
MW-24D	10/15/2010		NS	<0.22	<0.29	<0.29	<0.22	<0.29	NS	NS	NS	NS	NS	<0.26	<0.33	<0.27	<0.29	NS	<0.22	NS	NS	NA	NS	NS	NS	NS	NS	NS	NS	<0.28	NS	<0.34	<0.2	<0.51	<0.25	<0.5	<1.1176	NA	NA	NS
MW-24D	2/28/2011		NS	<0.20	<0.23	<0.22	<0.25	<0.23	NS	NS	NS	NS	NS	<0.25	<0.20	<0.25	<0.20	NS	<0.23	NS	NS	NA	NS	NS	NS	NS	NS	NS	NS	<0.20	NS	<0.25	<0.20	<0.50	<0.22	<0.50	<1.1177	NA	NA	NS
MW-24D	5/27/2011		NS	<0.20	<0.23	<0.22	<0.25	<0.23	NS	NS	NS	NS	NS	<0.25	<0.20	<0.25	<0.20	NS	<0.23	NS	NS	NA	NS	NS	NS	NS	NS	NS	NS	<0.20	NS	<0.25	<0.20	<0.50	<0.22	<0.50	<1.1178	NA	NA	NS
MW-24D	8/24/2011		NS	<0.2	<0.23	<0.22	<0.25	<0.23	NS	NS	NS	NS	NS	<0.25	<0.2	<0.25	<0.2	NS	<0.23	NS	NS	NA	NS	NS	NS	NS	NS	NS	NS	<0.2	NS	<0.25	<0.2	<0.5	0.88	<0.5	<1.1179	NA	NA	NS
MW-24D	11/15/2011		NS	<0.2	<0.23	<0.22	<0.25	<0.23	NS	NS	NS	NS	NS	<0.25	<0.2	<0.25	<0.2	NS	<0.23	NS	NS	NA	NS	NS	NS	NS	NS	NS	NS	<0.2	NS	<0.25	<0.2	<0.5	<0.22	<0.5	<1.1180	NA	NA	NS
MW-24D	2/28/2012		NS	<0.2	<0.23	<0.22	<0.25	1.2	NS	NS	NS	NS	NS	<0.25	<0.2	<0.25	<0.2	NS	<0.23	NS	NS	NA	NS	NS	NS	NS	NS	NS	NS	<0.2	NS	<0.25	<0.2	<0.5	0.37	<0.5	<1.1181	NA	NA	NS
MW-24D	4/23/2012		NS	<0.2	<0.23	<0.22	<0.25	<0.23	NS	NS	NS	NS	NS	<0.25	<0.2	<0.25	<0.2	NS	<0.23	NS	NS	NA	NS	NS	NS	NS	NS	NS	NS	<0.2	NS	<0.25	<0.2	<0.5	<0.22	<0.5	<1.1182	NA	NA	NS
MW-24D	8/20/2012		NS	<0.2	<0.23	<0.22	<0.25	<0.23	NS	NS	NS	NS	NS	<0.25	<0.2	<0.25	<0.2	NS	<0.23	NS	NS	NA	NS	NS	NS	NS	NS	NS	NS	<0.2	NS	<0.25	<0.2	<0.5	<0.22	<0.5	<1.1183	NA	NA	NS
MW-24D	11/14/2012		NS	<0.2	<0.24	<0.2	<0.21	<0.2	NS	NS	NS	NS	NS	<0.22	<0.22	<0.26	<0.25	NS	<0.2	NS	NS	NA	NS	NS	NS	NS	NS	NS	NS	<0.2	NS	<0.31	<0.2	<0.5	<0.26	<0.5	<1.1184	NA	NA	NS
MW-24D	3/4/2013		NS	<0.2	<0.24	<0.2	<0.21	<0.2	NS	NS	NS	NS	NS	<0.22	<0.22	<0.26	<0.25	NS	<0.2	NS	NS	NA	NS	NS	NS	NS	NS	NS	NS	<0.2	NS	<0.31	<0.2	<0.5	<0.26	<0.5	<1.1185	NA	NA	NS
MW-24D	6/11/2013		NS	<0.2	<0.24	<0.2	<0.21	<0.2	NS	NS	NS	NS	NS	<0.22	<0.22	<0.26	<0.25	NS	<0.2	NS	NS	NA	NS	NS	NS	NS	NS	NS	NS	<0.2	NS	<0.31	<0.2	<0.5	<0.26	<0.5	<1.1186	NA	NA	NS
MW-24D	8/28/2013		NS	<0.2	<0.24	<0.2	<0.21	<0.2	NS	NS	NS	NS	NS	<0.22	<0.22	<0.26	<0.25	NS	<0.2	NS	NS	NA	NS	NS	NS	NS	NS	NS	NS	<0.2	NS	<0.31	<0.2	<0.5	<0.26

Appendix A
Groundwater Analytical Results - February 2003 - December 2024 (µg/L)
Perma-Fix of South Georgia Inc., Valdosta, GA

Chlorinated and Non-Chlorinated VOCs																																						
Sample Location	Sample Date	QA/QC Reference	1,1,1,2-Tetrachloroethane	1,1,1-Trichloroethane	1,1,2,2-Tetrachloroethane	1,1,2-Trichloroethane	1,1-Dichloroethane	1,1-Dichloroethene	1,1-Dichloropropene	1,2,3-Trichlorobenzene	1,2,3-Trichloropropane	1,2,4-Trichlorobenzene	1,2-Dibromoethane (EDB) (Ethylene dibromide)	1,2-Dichlorobenzene	1,2-Dichloroethane	1,2-Dichloropropane	1,3-Dichlorobenzene	1,3-Dichloropropane	1,4-Dichlorobenzene (para dichlorobenzene)	2,2-Dichloropropane	2-Butanone (MEK)	2-Chloroethyl Vinyl Ether	2-Chlorotoluene	2-Hexanone	4-Chlorotoluene	4-Methyl-2-Pentanone (MIBK)	Acetone	Bromobenzene	Bromochloromethane (Chlorobromomethane)	Bromodichloromethane (dichlorobromomethane, dichloromethylbromide)	Carbon Disulfide	Carbon Tetrachloride	Chlorobenzene	Chloroethane	Chloroform	Chloromethane	Cis-1,2-Dichloroethene	Cis-1,3-Dichloropropene	Dibromochloromethane (Chlorodibromomethane)	Dibromochloropropane (DBCP) (1,2-Dibromo-3-Chloropropane)
GW Standard			1 [b]	200 [a]	1 [b]	5 [a]	1 [b]	7 [a]	1 [b]	1 [a]	1 [b]	70 [a]	0,05 [a]	600 [a]	5 [a]	5 [a]	1 [b]	1 [b]	75 [a]	1 [b]	10 [b]	--	1 [b]	10 [b]	1 b	10 [b]	10 [b]	1 [b]	1 [b]	80 [a]	2 [b]	5 [a]	100 [a]	5 [b]	80 [a]	1 [b]	70 [a]	1 [b]	80 [a]	0,2 [a]
MW-24D	3/18/2016	DUP	NS	<1.0	<1.0	<1.0	<1.0	<1.0	NS	NS	NS	NS	NS	<1.0	<1.0	<1.0	<1.0	NS	<1.0	NS	NS	<5.0	NS	NS	NS	NS	NS	NS	NS	<1.0	NS	<1.0	<1.0	<2.0	<1.0	<2.0	<1.1197	<1.0	<1.0	NS
MW-24D	3/18/2016		NS	<1.0	<1.0	<1.0	<1.0	<1.0	NS	NS	NS	NS	NS	<1.0	<1.0	<1.0	<1.0	NS	<1.0	NS	NS	<5.0	NS	NS	NS	NS	NS	NS	NS	<1.0	NS	<1.0	<1.0	<2.0	<1.0	<2.0	<1.1196	<1.0	<1.0	NS
MW-24D	6/15/2016		<1.0	<1.0	<1.0	<1.0	<1.0	<1.0	<1.0	<2.0	<2.0	<2.0	<2.0	<1.0	<1.0	<1.0	<1.0	<1.0	<1.0	<1.0	<1.0	<5.0	NS	<1.0	<10	<1.0	<5.0	<25	<1.0	<1.0	<1.0	<2.0	<1.0	<1.0	<2.0	<1.0	<2.0	<1.1198	<1.0	<1.0	<5.0
MW-24D	9/21/2016		<1.0	<1.0	<1.0	<1.0	<1.0	<1.0	<1.0	<2.0	<2.0	<2.0	<2.0	<1.0	<1.0	<1.0	<1.0	<1.0	<1.0	<1.0	<1.0	<5.0	NS	<1.0	<10	<1.0	<5.0	<25	<1.0	<1.0	<1.0	<2.0	<1.0	<1.0	<2.0	<1.0	<2.0	<1.1199	<1.0	<1.0	<5.0
MW-24D	1/18/2017		<1.0	<1.0	<1.0	<1.0	<1.0	<1.0	<1.0	<2.0	<2.0	<2.0	<2.0	<1.0	<1.0	<1.0	<1.0	<1.0	<1.0	<1.0	<1.0	<5.0	NS	<1.0	<10	<1.0	<5.0	<25	<1.0	<1.0	<1.0	<2.0	<1.0	<1.0	<2.0	<1.0	<2.0	<1.1200	<1.0	<1.0	<5.0
MW-24D	3/22/2017		<1.0	<1.0	<1.0	<1.0	<1.0	<1.0	<1.0	<2.0	<2.0	<2.0	<2.0	<1.0	<1.0	<1.0	<1.0	<1.0	<1.0	<1.0	<1.0	<5.0	NS	<1.0	<10	<1.0	<5.0	<25	<1.0	<1.0	<1.0	<2.0	<1.0	<1.0	<2.0	<1.0	<2.0	<1.0	<1.0	<1.0	<5.0
MW-24D	6/29/2017		<1.0	<1.0	<1.0	<1.0	<1.0	<1.0	<1.0	<2.0	<2.0	<2.0	<2.0	<1.0	<1.0	<1.0	<1.0	<1.0	<1.0	<1.0	<1.0	<5.0	NS	<1.0	<10	<1.0	<5.0	<25	<1.0	<1.0	<1.0	<2.0	<1.0	<1.0	<2.0	<1.0	<2.0	<1.0	<1.0	<1.0	<5.0
MW-24D	9/19/2017		<1.0	<1.0	<1.0	<1.0	<1.0	<1.0	<1.0	<2.0	<2.0	<2.0	<2.0	<1.0	<1.0	<1.0	<1.0	<1.0	<1.0	<1.0	<1.0	<5.0	NS	<1.0	<10	<1.0	<5.0	<25	<1.0	<1.0	<1.0	<2.0	<1.0	<1.0	<2.0	<1.0	<2.0	<1.0	<1.0	<1.0	<5.0
MW-24D	1/9/2018		<1.0	<1.0	<1.0	<1.0	<1.0	<1.0	<1.0	<2.0	<2.0	<2.0	<2.0	<1.0	<1.0	<1.0	<1.0	<1.0	<1.0	<1.0	<1.0	<5.0	NS	<1.0	<10	<1.0	<5.0	<25	<1.0	<1.0	<1.0	<2.0	<1.0	<1.0	<2.0	<1.0	<2.0	<1.0	<1.0	<1.0	<5.0
MW-24D	3/13/2018		<1.0	<1.0	<1.0	<1.0	<1.0	<1.0	<1.0	<2.0	<2.0	<2.0	<2.0	<1.0	<1.0	<1.0	<1.0	<1.0	<1.0	<1.0	<1.0	<5.0	NS	<1.0	<10	<1.0	<5.0	<25	<1.0	<1.0	<1.0	<2.0	<1.0	<1.0	<2.0	<1.0	<2.0	<1.0	<1.0	<1.0	<5.0
MW-24D	6/26/2018		<1.0	<1.0	<1.0	<1.0	<1.0	<1.0	<1.0	<2.0	<2.0	<2.0	<2.0	<1.0	<1.0	<1.0	<1.0	<1.0	<1.0	<1.0	<1.0	<5.0	NS	<1.0	<10	<1.0	<5.0	<25	<1.0	<1.0	<1.0	<2.0	<1.0	<1.0	<2.0	<1.0	<2.0	<1.0	<1.0	<1.0	<5.0
MW-24D	10/17/2018		<1.0	<1.0	<1.0	<1.0	<1.0	<1.0	<1.0	<2.0	<2.0	<2.0	<2.0	<1.0	<1.0	<1.0	<1.0	<1.0	<1.0	<1.0	<1.0	<5.0	NS	<1.0	<10	<1.0	<5.0	<25	<1.0	<1.0	<1.0	<2.0	<1.0	<1.0	<2.0	<1.0	<2.0	<1.0	<1.0	<1.0	<5.0
MW-24D	1/22/2019		<1.0	<1.0	<1.0	<1.0	<1.0	<1.0	<1.0	<2.0	<2.0	<2.0	<2.0	<1.0	<1.0	<1.0	<1.0	<1.0	<1.0	<1.0	<1.0	<5.0	NS	<1.0	<10	<1.0	<5.0	<25	<1.0	<1.0	<1.0	<2.0	<1.0	<1.0	<2.0	<1.0	<2.0	<1.0	<1.0	<1.0	<5.0
MW-24D	4/22/2019		<1.0	<1.0	<1.0	<1.0	<1.0	<1.0	<1.0	<2.0	<2.0	<2.0	<2.0	<1.0	<1.0	<1.0	<1.0	<1.0	<1.0	<1.0	<1.0	<5.0	NS	<1.0	<10	<1.0	<5.0	<25	<1.0	<1.0	<1.0	<2.0	<1.0	<1.0	<2.0	<1.0	<2.0	<1.0	<1.0	<1.0	<5.0
MW-24D	7/30/2019		<1.0	<1.0	<1.0	<1.0	<1.0	<1.0	<1.0	<2.0	<2.0	<2.0	<2.0	<1.0	<1.0	<1.0	<1.0	<1.0	<1.0	<1.0	<1.0	<5.0	NS	<1.0	<10	<1.0	<5.0	<25	<1.0	<1.0	<1.0	<2.0	<1.0	<1.0	<2.0	<1.0	<2.0	<1.0	<1.0	<1.0	<5.0
MW-24D	10/30/2019		<1.0	<1.0	<1.0	<1.0	<1.0	<1.0	<1.0	<2.0	<2.0	<2.0	<2.0	<1.0	<1.0	<1.0	<1.0	<1.0	<1.0	<1.0	<1.0	<5.0	NS	<1.0	<10	<1.0	<5.0	<25	<1.0	<1.0	<1.0	<2.0	<1.0	<1.0	<2.0	<1.0	<2.0	<1.0	<1.0	<1.0	<5.0
MW-24D	1/22/2020		<1.0	<1.0	<1.0	<1.0	<1.0	<1.0	<1.0	<2.0	<2.0	<2.0	<2.0	<1.0	<1.0	<1.0	<1.0	<1.0	<1.0	<1.0	<1.0	<5.0	NA	<1.0	<10	<1.0	<5.0	<25	<1.0	<1.0	<1.0	<2.0	0.42 J	<2.0	<1.0	<1.0	<1.0	<5.0	<1.0	<1.0	<5.0
MW-24D	10/21/2020		<1.0	<1.0	<1.0	<1.0	<1.0	<1.0	<1.0	<2.0	<2.0	<2.0	<2.0	<1.0	<1.0	<1.0	<1.0	<1.0	<1.0	<1.0	<1.0	<5.0	NS	<1.0	<10	<1.0	<5.0	<25	<1.0	<1.0	<1.0	<2.0	0.31 J	<2.0	<1.0	<1.0	<1.0	<5.0	<1.0	<1.0	<5.0
MW-24D	12/14/2021		<1.0	<1.0	<1.0	<1.0	<1.0	<1.0	<1.0	<2.0	<2.0	<2.0	<2.0	<1.0	<1.0	<1.0	<1.0	<1.0	<1.0	<1.0	<1.0	<5.0	NS	<1.0	<10	<1.0	<5.0	<25	<1.0	<1.0	<1.0	<2.0	<1.0	<2.0	<1.0	<1.0	<1.0	<5.0	<1.0	<1.0	<5.0
MW-24D	11/8/2022		<1.0	<1.0	<1.0	<1.0	<1.0	<1.0	<1.0	<2.0	<2.0	<2.0	<2.0	<1.0	<1.0	<1.0	<1.0	<1.0	<1.0	<1.0	<1.0	<5.0	NA	<1.0	<10	<1.0	<5.0	<25	<1.0	<1.0	<1.0	<2.0	<1.0	<2.0	<1.0	<1.0	<1.0	<5.0	<1.0	<1.0	<5.0
MW-24D	11/9/2023		<1.0	<1.0	<1.0	<1.0	<1.0	<1.0	<1.0	<2.0	<2.0	<2.0	<2.0	<1.0	<1.0	<1.0	<1.0	<1.0	<1.0	<1.0	<1.0	<5.0	NA	<1.0	<10	<1.0	<5.0	<25	<1.0	<1.0	<1.0	<2.0	<1.0	<2.0	<1.0	<1.0	<1.0	<5.0	<1.0	<1.0	<5.0
MW-24D	12/6/2024		<1.0	<1.0	<1.0	<1.0	<1.0	<1.0	<1.0	<5.0	<1.0	<5.0	<1.0	<1.0	<1.0	<1.0	<1.0	<1.0	<1.0	<1.0	<1.0	<10	NA	<1.0	<10	<1.0	<10	<10	<1.0	<1.0	<1.0	<2.0	<1.0	<5.0	<1.0	<1.0	<1.0	<5.0	<1.0	<1.0	<5.0
MW-14S	7/26/2006		NS	214	<0.2	0.3	709		NS	<0.2	NS	NS	NS	0.5	19.3	<0.4	<0.2	NS	<0.1	NS	<2.0	NA	0.3	<0.6	NS	<2.0	<2.0	NS	<0.3	<0.2	<0.9	<0.3	<0.2	642	1.5	<0.3	<1.1201	NA	NA	NS
MW-14S	8/30/2007		NS	8.3	NS	NS	100		NS	NS	NS	NS	NS	NS	18	NS	NS	NS	NS	NS	NS	NA	NS	NS	NS	NS	NS	NS	NS	NS	NS	NS	NS	200	NS	NS	<1.1202	NA	NA	NS
MW-14S	12/20/2007		NS	1.1	<0.1	<0.4	31		NS	NS	NS	NS	NS	0.5	5.9	<0.4	<0.3	NS	<0.2	NS	NS	NA	NS	NS	NS	NS	NS	NS	NS	<0.3	NS	<0.5	<0.2	170	<0.3	<0.4	<1.1203	NA	NA	NS
MW-14S	3/18/2008		NS	1.4	<0.14	<0.35	23		NS	NS	NS	NS	NS	0.4	3	<0.44	<0.25	NS	<0.18	NS	NS	NA	NS	NS	NS	NS	NS	NS	NS	<0.29	NS	<0.53	<0.21	190	<0.34	<0.36	<1.1204	NA	NA	NS
MW-14S	6/20/2008		NS	9.3	<1.4	<3.5	<4.5	<3.6	NS	NS	NS	NS	NS	<3.0	<1.9	<4.4	<2.5	NS	<1.8	NS	NS	NA	NS	NS	NS	NS	NS	NS	NS	<2.9	NS	<5.3	<2.1	<8.5	<3.4	<3.6	<1.1205	NA	NA	NS
MW-14S	9/25/2008		NS	<0.74	<0.42	<0.80	14		NS	NS	NS	NS	NS	<0.15	<0.86	<1.0	<0.46	NS	<0.40	NS	NS	NA	NS	NS	NS	NS	NS	NS	NS	<0.24	NS	<0.90	<0.48	240	<0.86	<0.78	<1.1206	NA	NA	NS
MW-14S	12/15/2008		NS	2.9	<0.21	<0.40	29		NS	NS	NS	NS	NS	<0.12	<0.43	<0.52	<0.23	NS	<0.20	NS	NS	NA	NS	NS	NS	NS	NS	NS	<0.28	<0.08	NS	<0.45	<0.24	66	0.43	<0.39	<1.1207	NA	NA	NS
MW-14S	3/30/2009		NS	1.6	<0.33	<0.37	62		NS	NS	NS	NS	NS	<0.27	3.9	<0.2	<0.3	NS	<0.38	NS	NS	NA	NS	NS	NS	NS	NS	NS	NS	<0.37	NS	<0.38	<0.27	64	0.63	<0.34	<1.1208	NA	NA	NS
MW-14S	7/10/2009		NS	3.1	<1.2	<1.7	34		NS	NS	NS	NS	NS	<1.6	3.9	<1.7	<1.7	NS	<2.0	NS	NS	NA	NS	NS	NS	NS	NS	NS	NS	<1.6	NS	<2.6	<1.8	11	<1.8	<2.6	<1.1209	NA	NA	NS
MW-14S	9/30/2009		NS	3.3	<0.33	<0.37	62		NS	NS	NS	NS	NS	<0.27	5.3	<0.20	<0.30	NS	<0.38	NS	NS	NA	NS	NS	NS	NS	NS	NS	NS	<0.37	NS	<0.38	<0.27	31	0.76	<0.34	<1.1210	NA	NA	NS
MW-14S	12/10/2009		NS	0.43	<0.19	<0.40	34		NS	NS	NS	NS	NS	<0.40	3.8	<0.49	<0.35	NS	<0.26	NS	NS	NA	NS	NS	NS	NS	NS	NS	NS	<0.11	NS	<0.42	<0.23	20	<0.40	<0.40	<1.1211	NA	NA	NS
MW-14S	3/6/2010		NS	2.7	<0.085	<0.068	45		NS	NS	NS	NS	NS	<0.052	4.3	<0.098	<0.092	NS	<0.10	NS	NS	NA	NS	NS	NS	NS	NS	NS	NS	<0.10	NS	<0.082	<0.069	20	0.42	<0.050	<1.1212	NA	NA	NS
MW-14S	5/29/2010	DUP	NS	29	<0.23	<0.34	120		NS	NS	NS	NS	NS	<0.34	7.9	<0.34	<0.34	NS	<0.41	NS	NS	NA	NS	NS	NS	NS	NS	NS	NS	<0.31	NS	<0.51	<0.37	44	<0.9	<0.53	<1.1214	NA	NA	NS
MW-14S	5/29/2010		NS	25	<0.23	<0.34	110		NS	NS	NS	NS	NS	<0.32	7.5	<0.34	<0.34	NS	<0.41	NS	NS	NA	NS	NS	NS	NS	NS	NS	NS	<0.31	NS	<0.51	<0.37	24	1	<0.53	<1.1213	NA	NA	NS
MW-14S	8/4/2010		NS	<0.22	<0.29	<0.29	<0.22	<0.29	NS	NS	NS	NS	NS	<0.26	<0.33	<0.27	<0.29	NS	<0.22	NS	NS	NA	NS	NS	NS	NS	NS	NS	NS	<0.28	NS	<0.34	<0.20	<0.51	<0.25	<0.50	<1.1215	NA	NA	NS
MW-14S	10/15/2010		NS	50.9	<0.58	<0.58	259		NS	NS	NS	NS	NS	<0.52	19.7	<0.54	<0.58	NS	<0.44	NS	NS	NA	NS	NS	NS	NS	NS	NS	NS	<0.56	NS	<0.68	<0.4	51.3	1.1	<1.0	<1.1216	NA	NA	NS
MW-14S	2/28/2011		NS	68.3	<1.2	<1.1	384		NS	NS	NS	NS	NS	<1.3	22.2	<1.3	<1.0	NS	<1.2	NS	NS	NA	NS	NS	NS	NS	NS	NS	NS	<1.0	NS	<1.3	<1.0	138	<1.1	<2.5	<1.1217	NA	NA	NS
MW-14S	5/27/2011		NS	101	<1.2	<1.1	462		NS	NS	NS	NS	NS	<1.3	23	<1.3	<1.0	NS	<1.2	NS	NS	NA	NS	NS	NS	NS	NS	NS	NS	<1.0	NS	<1.3	<1.0	189	<1.1	<2.5	<1.1218	NA	NA	NS
MW-14S	8/24/2011		NS	76.1	<1.2	<1.1	531		NS	NS	NS	NS	NS	<1.3	21.3	<1.3	<1.0	NS	<1.2	NS	NS	NA	NS	NS	NS	NS	NS	NS	NS	<1.0	NS	<1.3	<1.0	253	1.2	<2.5	<1.1219	NA	NA	NS
MW-14S	11/15/2011		NS	49.6	<2.3	<2.2	569		NS	NS	NS	NS	NS	<2.5	20.6	<2.5	<2.0	NS	<2.3	NS	NS	NA	NS	NS	NS	NS	NS	NS	NS	<2.0	NS	<2.5	<2.0	280	<2.2	<5.0	<1.1220	NA	NA	NS
MW-14S	2/28/2012		NS	15.1	<1.2	<1.1	284		NS	NS	NS	NS	NS	<1.3	12.6	<1.3	<1.0	NS	<1.2	NS	NS	NA	NS	NS	NS	NS	NS	NS	NS	<1.0	NS	<1.3	<1.0	405	<1.1	<2.5	<1.1221	NA	NA	NS
MW-14S	4/23/2012		NS	28.3	<0.46	<0.44	420		NS	NS	NS	NS	NS	0.77	18.4	<0.5	<0.4	NS	<0.46	NS	NS	NA	NS	NS	NS	NS	NS	NS	NS	<0.4	NS	<0.5	<0.4	482	0.6	<1.0	<1.1222	NA	NA	NS
MW-14S	8/20/2012		NS	8.3	<1.2	<1.1	181		NS	NS	NS	NS	NS	<1.3	10.2	<1.3	<1.0	NS	<1.2	NS	NS	NA	NS	NS	NS	NS	NS	NS	NS	<1.0	NS	<1.3	<1.0	388	<1.1	<2.5	<1.1223	NA	NA	NS
MW-14S	11/14/2012		NS	5	<1.2	<1.0	157		NS	NS	NS	NS	NS	<1.1	11.4	<1.3	<1.3	NS	<1.0	NS	NS	NA	NS	NS	NS	NS	NS	NS	NS	<1.0	NS	<1.6	<1.0	415	<1.3	<2.5	<1.1224	NA	NA	NS
MW-14S	3/4/2013		NS	<0.2	<0.24	<0.2	9.1		NS	NS	NS	NS	NS	0.3	1.3	<0.26	<0.25	NS	<0.2	NS	NS	NA	NS	NS	NS	NS	NS	NS	NS	<0.2	NS	<0.31	<0.2	155	<0.26	<0.5	<1.1225	NA	NA	NS
MW-14S	6/11/2013		NS	1.4	<0.24	<0.2	46.4		NS	NS	NS	NS	NS	0.56	3.9	<0.26	<0.25	NS	<0.2	NS	NS	NA	NS	NS	NS	NS	NS	NS	NS	<0.2	NS	<0.31	<0.2	278	0.41	<0.5	<1.1226	NA	NA	NS
MW-14S	8/26/2013		NS	<0.60	<0.24	<0.2	16.4		NS	NS	NS	NS	NS	<0.22	1.5	<0.26	<0.25	NS	<0.2	NS	NS	NA	NS	NS	NS	NS	NS	NS	NS	<0.2	NS	<0.31	<0.2	121	<0.26	<0.5	<1.1227	NA	NA	NS
MW-14S	12/12/2013		NS	1.5	<0.24	<0.2	29.2		NS	NS	NS	NS	NS	<0.22	2.9	0.49	<0.25	NS	<0.2	NS	NS	NA	NS	NS	NS	NS	NS	NS	NS	<0.2	NS	<0.31	<0.2	161	<0.26	<0.5	<1.1228	NA	NA	NS
MW-14S	3/20/2014		NS	4.9	<0.27	<0.32	41.4		NS	NS	NS	NS	NS	0.29	3.4	<0.36	<0.20	NS	<0.2	NS	NS	NA	NS	NS	NS	NS	NS	NS	NS	<0.26	NS	<0.40	<0.24	51.1	<0.31	<0.53	<1.1229	NA	NA	NS
MW-14S	6/17/2014		NS	14.4	<0.27	<0.32	95.6		NS	NS	NS	NS	NS	<0.29	4.9	<0.36	<0.20	NS	<0.2	NS	NS	NA	NS	NS	NS	NS	NS	NS	NS	<0.26	NS	<0.40	<0.24	24.3	0.62	<0.53	<1.1230	NA	NA	NS
MW-14S	12/11/2014		NS	7.3	<0.50	<1.0	80.6		NS	<5.0	NS	NS	NS	<1.0	4.3	<2.0	<1.0	NS	<1.0	NS	NA	NA	<5.0	NA	NS	NA	NA	NS	<5.0	<1.0	NA	<1.0	<1.0	30.3	0.59	<2.0	<1.1231	NA	NA	NS
MW-14S	3/15/2015	DUP	NS	3.3	<1.0	<1.0	44.1		NS	NS	NS	NS	NS	<1.0	3.5	<1.0	<1.0	NS	<1.0	NS	NS	NA	NS	NS	NS	NS	NS	NS	NS	<1.0	NS	<1.0	<1.0	38.5	0.33	<2.0	<1.1233	NA	NA	NS
MW-14S	3/15/2015		NS	2.9	<1.0	<1.0	41.1		NS	NS	NS	NS	NS	0.26	2.7	<1.0	<1.0	NS	<1.0	NS	NS	NA	NS	NS	NS	NS	NS	NS	NS	<1.0	NS	<1.0	<1.0	34.4	0.3	<2.0	<1.1232	NA	NA	NS
MW-14S	6/7/2015		NS	4.4	<1.0	<1.0	40.1		NS	NS	NS	NS	NS	0.23	2.8	<1.0	<1.0	NS	<1.0	NS	NS	<5.0	NS	NS	NS	NS	NS	NS	NS	<1.0	NS	<1.0	<1.0	47.5	0.38	<2.0	<1.1234	<1.0	<1.0	NS
MW-14S	8/13/2015		NS	0.76	<1.0	<1.0	19.1		NS	NS	NS	NS	NS	<1.0	1.7	<1.0	<1.0	NS	<1.0	NS	NS	<5.0	NS	NS	NS	NS	NS	NS	NS	<1.0	NS	<1.0	<1.0	37.1	<1.0	<2.0	<1.1235	<1.0	<1.0	NS
MW-14S	12/16/2015		NS	1.4	<1.0	<1.0	15.3		NS	NS	NS	NS	NS	<1.0	1.7	<1.0	<1.0	NS	<1.0	NS	NS	<5.0	NS	NS	NS	NS	NS	NS	NS	<1.0	NS	<1.0	<1.0	22.7	<1.0	<2.0	<1.1236	<1.0	<1.0	NS
MW-14S	3/18/2016		NS	1.9	<1.0	<1.0	11.1		NS	NS	NS	NS	NS	<1.0	1.1	<1.0	<1.0	NS	<1.0	NS	NS	<5.0	NS	NS	NS	NS	NS	NS	NS	<1.0	NS	<1.0	<1.0	26.2	<1.0	<2.0	<1.1237	<1.0	<1.0	NS
MW-14S	6/15/2016		<1.0	5.5	<1.0	<1.0	18.7		<1.0	<2.0	<2.0	<2.0	<2.0	<1.0	1.9	<1.0	<1.0	<1.0	<1.0	<1.0	<1.0	<5.0	NS	<1.0	<10	<1.0	<5.0	<25	<1.0	<1.0	<1.0	<2.0	0.61	<2.0	<1.1238	<1.0	<1.0	<5.0
MW-14S	9/22/2016		<1.0	2.3	<1.0	<1.0	19.6		<1.0	<2.0	<2.0	<2.0	<2.0	<1.0	1.1	<1.0	<1.0	<1.0	<1.0	<1.0	<1.0	<5.0	NS	<1.0	<10	<1.0	<5.0	<25	<1.0	<1.0	<1.0	<2.0	0.32	<2.0	<1.1239	<1.0	<1.0	<5.0
MW-14S	1/19/2017		<1.0	1.2	<1.0	<1.0	13.1		<1.0	<2.0	<2.0	<2.0	<2.0	<1.0	0.91	<1.0	<1.0	<1.0	<1.0	<1.0	<1.0	<5.0	NS	<1.0	<10	<1.0	<5.0	<25	<1.0	<1.0	<1.0	<2.0	0.16	<2.0	<1.1240	<1.0	<1.0	<5.0
MW-14S	3/22/2017		<1.0	1.6	<1.0	<1.0	11.9		<1.0	<2.0	<2.0	<2.0	<2.0	<1.0	1.3	<1.0	<1.0	<1.0	<1.0	<1.0	<1.0	<5.0	NS	<1.0	<10	<1.0	<5.0	<25	<1.0	<1.0	<1.0	24.2	0.34 J	<2.0	12.8	<1.0	<1.0	<5.0
MW-14S	6/29/2017		<1.0	0.27	<1.0	<1.0	3.7		<1.0	<2.0	<2.0	<2.0	<2.0	<1.0	0.42	<1.0	<1.0	<1.0	<1.0	<1.0	<1.0	<5.0	NS	<1.0	<10	<1.0	<5.0	<25	<1.0	<1.0	<1.0	<2.0	8.1	<1.0	<2.0	0.89	<1.0	<1.0	<5.0
MW-14S	9/19/2017		<1.0	0.53	<1.0	<1.0	5.1		<1.0	<2.0	<2.0	<2.0	<2.0	<1.0	0.42	<1.0	<1.0	<1.0	<1.0	<1.0	<1.0	<5.0	NS	<1.0	<10	<1.0	<5.0	<25	<1.0	<1.0	<1.0	<2.0	10.9	<1.0	<2.0	3.2	<1.0	<1.0	<5.0
MW-14S	1/9/2018		<1.0	0.42	<1.0	<1.0	3.9		<1.0	<2.0	<2.0	<2.0	<2.0	<1.0	0.34	<1.0	<1.0	<1.0	<1.0	<1.0	<1.0	<5.0	NS	<1.0	<10	<1.0	<5.0	<25	<1.0	<1.0	<1.0	<2.0	11.3	<1.0	<2.0	2.5	<1.0	<1.0	<5.0
MW-14S	3/13/2018		<1.0	<1.0	<1.0	<1.0	2		<1.0	<2.0	<2.0	<2.0	<2.0	<1.0	<1.0	<1.0	<1.0	<1.0	<1.0	<1.0	<1.0	<5.0	NS	<1.0	<10	<1.0	<5.0	<25	<1.0	<1.0	<1.0	<2.0	11	<1.0	<2.0	0.34	<1.0	<1.0	<5.0
MW-14S	6/26/2018	DUP	<1.0	<1.0	<1.0	<1.0	1.8		<1.0	<2.0	<2.0	<2.0	<2.0	<1.0	<1.0	<1.0	<1.0	<1.0	<1.0	<1.0	<1.0	<5.0	NS	<1.0	<10	<1.0	<5.0	<25	<1.0	<1.0	<1.0	<2.0	7.5	<1.0	<2.0	0.58 J	<1.0	<1.0	<5.0
MW-14S	6/26/2018		<1.0	<1.0	<1.0	<1.0	1.9		<1.0	<2.0	<2.0	<2.0	<2.0	<1.0	<1.0	<1.0	<1.0	<1.0	<1.0	<1.0	<1.0	<5.0	NS	<1.0	<10	<1.0	<5.0	<25	<1.0	<1.0	<1.0	<2.0	7.9	<1.0	<2.0	0.6 J	<1.0	<1.0	<5.0
MW-14S	10/17/2018		<1.0	0.27 J	<1.0	<1.0	6.6		<1.0	<2.0	<2.0	<2.0	<2.0	<1.0	<1.0	<1.0	<1.0	<1.0	<1.0	<1.0	<1.0	<5.0	NS	<1.0	<10	<1.0	<5.0	<25	<1.0	<1.0	<1.0	<2.0	7	<1.0	<2.0	2.9	<1.0	<1.0	<5.0
MW-14S	1/22/2019		<1.0	0.3 J	<1.0	<1.0	11.1		<1.0	<2.0	<2.0	<2.0	<2.0	<1.0	0.42 J	<1.0	<1.0	<1.0	<1.0	<1.0	<1.0	<5.0	NS	<1.0	<10	<1.0	<5.0	<25	<1.0	<1.0	<1.0	<2.0	16	<1.0	<2.0	6.2	<1.0	<1.0	<5.0
MW-14S	4/23/2019		<1.0	1.1	<1.0	<1.0	21.5		<1.0	<2.0	<2.0	<2.0	<2.0	<1.0	0.79 J	<1.0	<1.0	<1.0	<1.0	<1.0	<1.0	<5.0	NS	<1.0	<10	<1.0	<5.0	<25	<1.0	<1.0	<1.0	<2.0	10.3	<1.0	<2.0	11.1	<1.0	<1.0	<5.0
MW-14S	7/31/2019		<1.0	0.83	<1.0	<1.0	14.1		<1.0	<2.0	<2.0	<2.0	<2.0	<1.0	0.54	<1.0	<1.0	<1.0

Appendix A
Groundwater Analytical Results - February 2003 - December 2024 (µg/L)
Perma-Fix of South Georgia Inc., Valdosta, GA

Sample Location	Sample Date	QA/QC Reference	1,1,1,2-Tetrachloroethane	1,1,1-Trichloroethane	1,1,2,2-Tetrachloroethane	1,1,2-Trichloroethane	1,1-Dichloroethane	1,1-Dichloroethene	1,1-Dichloropropene	1,2,3-Trichlorobenzene	1,2,3-Trichloropropane	1,2,4-Trichlorobenzene	1,2-Dibromoethane (EDB) (Ethylene dibromide)	1,2-Dichlorobenzene	1,2-Dichloroethane	1,2-Dichloropropane	1,3-Dichlorobenzene	1,3-Dichloropropane	1,4-Dichlorobenzene (para dichlorobenzene)	2,2-Dichloropropane	2-Butanone (MEK)	2-Chloroethyl Vinyl Ether	2-Chlorotoluene	2-Hexanone	4-Chlorotoluene	4-Methyl-2-Pentanone (MIBK)	Acetone	Bromobenzene	Bromochloromethane (Chlorobromomethane)	Bromodichloromethane (dichlorobromomethane, dichloromethylbromide)	Carbon Disulfide	Carbon Tetrachloride	Chlorobenzene	Chloroethane	Chloroform	Chloromethane	Cis-1,2-Dichloroethene	Cis-1,3-Dichloropropene	Dibromochloromethane (Chlorodibromomethane)	Dibromochloropropane (DBCP) (1,2-Dibromo-3-Chloropropane)
			Chlorinated and Non-Chlorinated VOCs																																					
GW Standard			1 [b]	200 [a]	1 [b]	5 [a]	1 [b]	7 [a]	1 [b]	1 [a]	1 [b]	70 [a]	0,05 [a]	600 [a]	5 [a]	5 [a]	1 [b]	1 [b]	75 [a]	1 [b]	10 [b]	--	1 [b]	10 [b]	1 b	10 [b]	10 [b]	1 [b]	1 [b]	80 [a]	2 [b]	5 [a]	100 [a]	5 [b]	80 [a]	1 [b]	70 [a]	1 [b]	80 [a]	0,2 [a]
MW-14S	11/9/2023		<1.0	1.5	<1.0	<1.0	35.1	0.69 J	0.69	<2.0	<2.0	<2.0	<2.0	0.62 J	2.1	<1.0	<1.0	<1.0	<1.0	<1.0	<5.0	NA	<1.0	<10	<1.0	<5.0	<25	<1.0	<1.0	<1.0	<2.0	<1.0	<1.0	35.8	<1.0	<2.0	2.5	<1.0	<1.0	<5.0
MW-14S	5/2/2024		<1.0	1.5	<1.0	<1.0	19	2.1	<1.0	<5.0	<1.0	<5.0	<25	0.31 J	0.84 J	<1.0	<1.0	<1.0	<1.0	<1.0	<10	NA	<1.0	<10	<1.0	<10	<10	<1.0	<1.0	<1.0	<2.0	<1.0	<1.0	45	<1.0	<1.0	5.7	<1.0	<1.0	<5.0
MW-14S	12/6/2024		<1.0	2.2	<1.0	<1.0	22	4.7	<1.0	<5.0	<1.0	<5.0	<1.0	<1.0	1.2	<1.0	<1.0	<1.0	<1.0	<1.0	<10	NA	<1.0	<10	<1.0	<10	<10	<1.0	<1.0	<1.0	<2.0	<1.0	<1.0	<5.0	<1.0	<2.0	13	<1.0	<1.0	<5.0
MW-16	7/26/2006		NS	<0.3	<0.2	0.2	<0.1		NS	<0.2	NS	NS	NS	<0.2	NS	<0.4	<0.2	NS	<0.4	NS	<2.0	NA	<0.1	<0.6	NS	<2.0	<2.0	NS	<0.3	<0.2	<0.9	<0.3	<0.2	<0.3	0.4	<0.3	<1.1241	NA	<0.3	NS
MW-16	8/30/2007		NS	<0.3	NS	NS	<0.2		NS	NS	NS	NS	NS	NS	<0.1	NS	NS	NS	NS	NS	NS	NS	NA	NS	NS	NS	NS	NS	NS	NS	NS	NS	NS	NS	NS	<1.1242	NA	NA	NS
MW-16	12/20/2007		NS	<0.3	<0.1	<0.4	<0.5		NS	NS	NS	NS	NS	<0.3	<0.2	<0.4	<0.3	NS	<0.2	NS	NS	NA	NS	NS	NS	NS	NS	NS	NS	<0.3	NS	<0.5	<0.2	<0.9	<0.3	<0.4	<1.1243	NA	NA	NS
MW-16	3/18/2008		NS	<0.34	<0.14	<0.35	<0.45		NS	NS	NS	NS	NS	<0.30	<0.19	<0.44	<0.25	NS	<0.18	NS	NS	NA	NS	NS	NS	NS	NS	NS	NS	<0.29	NS	<0.53	<0.21	<0.85	<0.34	<0.36	<1.1244	NA	NA	NS
MW-16	6/20/2008		NS	<0.34	<0.14	<0.35	<0.45	6.1	NS	NS	NS	NS	NS	<0.30	<0.19	<0.44	<0.25	NS	<0.18		NS	NA	NS	NS	NS	NS	NS	NS	NS	<0.29	NS	<0.53	<0.21	<0.85	<0.34	<0.36	<1.1245	NA	NA	NS
MW-16	9/25/2008		NS	<0.37	<0.21	<0.40	<0.37	11	NS	NS	NS	NS	NS	<0.08	<0.43	<0.52	<0.23	NS	<0.20	NS	NS	NA	NS	NS	NS	NS	NS	NS	NS	<0.12	NS	<0.45	<0.24	<0.36	<0.43	<0.39	<1.1246	NA	NA	NS
MW-16	12/15/2008		NS	<0.37	<0.21	<0.40	<0.37	6.5	NS	NS	NS	NS	NS	<0.12	<0.43	<0.52	<0.23	NS	<0.20	NS	NS	NA	NS	NS	NS	NS	NS	NS	<0.28	<0.08	NS	<0.45	<0.24	<0.36	<0.43	<0.39	<1.1247	NA	NA	NS
MW-16	3/30/2009		NS	<0.27	<0.33	<0.37	<0.33	5,1	NS	NS	NS	NS	NS	<0.27	<0,65	<0,2	<0,3	NS	<0,38	NS	NS	NA	NS	NS	NS	NS	NS	NS	NS	<0,37	NS	<0,38	<0,27	<0,3	<0,2	<0,34	<1.1248	NA	NA	NS
MW-16	7/10/2009		NS	<0,4	<0,23	<0,34	<0,45	1,9	NS	NS	NS	NS	NS	<0,32	<0,34	<0,34	<0,34	NS	<0,41	NS	NS	NA	NS	NS	NS	NS	NS	NS	NS	<0,31	NS	<0,51	<0,37	<0,66	<0,37	<0,53	<1.1249	NA	NA	NS
MW-16	9/30/2009	DUP	NS	0,9	<0,33	<0,37	<0,33	3,7	NS	NS	NS	NS	NS	<0,27	<0,65	<0,20	<0,30	NS	<0,38	NS	NS	NA	NS	NS	NS	NS	NS	NS	NS	<0,37	NS	0,58	<0,27	<0,30	<0,20	<0,34	<1.1251	NA	NA	NS
MW-16	9/30/2009		NS	1	<0,33	<0,37	<0,33	4,4	NS	NS	NS	NS	NS	<0,27	<0,65	<0,20	<0,30	NS	<0,38	NS	NS	NA	NS	NS	NS	NS	NS	NS	NS	<0,37	NS	<0,38	<0,27	<0,30	<0,20	<0,34	<1.1250	NA	NA	NS
MW-16	12/10/2009		NS	<0,35	<0,19	<0,40	<0,35	4,2	NS	NS	NS	NS	NS	<0,40	<0,44	<0,49	<0,35	NS	<0,26	NS	NS	NA	NS	NS	NS	NS	NS	NS	NS	<0,11	NS	<0,42	<0,23	<0,34	<0,40	<0,40	<1.1252	NA	NA	NS
MW-16	3/6/2010		NS	<0,15	<0,085	<0,068	<0,050	3,4	NS	NS	NS	NS	NS	<0,052	<0,082	<0,098	<0,092	NS	<0,10	NS	NS	NA	NS	NS	NS	NS	NS	NS	NS	<0,10	NS	<0,082	<0,069	<0,18	<0,083	<0,050	<1.1253	NA	NA	NS
MW-16	5/29/2010		NS	6,3	<0,23	<0,34	26	7,2	NS	NS	NS	NS	NS	<0,32	2,1	<0,34	<0,34	NS	<0,41	NS	NS	NA	NS	NS	NS	NS	NS	NS	NS	<0,31	NS	<0,51	<0,37	5,5	<0,37	<0,53	<1.1254	NA	NA	NS
MW-16	8/4/2010		NS	<0.22	<0.29	<0.29	<0.22	3,1	NS	NS	NS	NS	NS	<0.26	<0.33	<0.27	<0.29	NS	<0.22	NS	NS	NA	NS	NS	NS	NS	NS	NS	NS	<0.28	NS	<0.34	<0.2	<0,51	<0.25	<0.5	<1.1255	NA	NA	NS
MW-16	10/15/2010		NS	<0.22	<0.29	<0.29	<0.22	3,6	NS	NS	NS	NS	NS	<0.26	<0.33	<0.27	<0.29	NS	<0.22	NS	NS	NA	NS	NS	NS	NS	NS	NS	NS	<0.28	NS	<0.34	<0.2	<0,51	<0.25	<0.5	<1.1256	NA	NA	NS
MW-16	2/28/2011		NS	<0,20	<0,23	<0,22	<0,25	3,7	NS	NS	NS	NS	NS	<0,25	<0,20	<0,25	<0,20	NS	<0,23	NS	NS	NA	NS	NS	NS	NS	NS	NS	NS	<0,20	NS	<0,25	<0,20	<0,50	<0,22	<0,50	<1.1257	NA	NA	NS
MW-16	5/27/2011		NS	<0,20	<0,23	<0,22	<0,25	3,8	NS	NS	NS	NS	NS	<0,25	<0,20	<0,25	<0,20	NS	<0,23	NS	NS	NA	NS	NS	NS	NS	NS	NS	NS	<0,20	NS	<0,25	<0,20	<0,50	<0,22	<0,50	<1.1258	NA	NA	NS
MW-16	8/24/2011		NS	<0,2	<0,23	<0,22	<0,25	3,9	NS	NS	NS	NS	NS	<0,25	<0,2	<0,25	<0,2	NS	<0,23	NS	NS	NA	NS	NS	NS	NS	NS	NS	NS	<0,2	NS	<0,25	<0,2	<0,5	0,37	<0,5	<1.1259	NA	NA	NS
MW-16	11/15/2011		NS	<0,2	<0,23	<0,22	<0,25	4	NS	NS	NS	NS	NS	<0,25	<0,2	<0,25	<0,2	NS	<0,23	NS	NS	NA	NS	NS	NS	NS	NS	NS	NS	<0,2	NS	<0,25	<0,2	<0,5	<0,22	<0,5	<1.1260	NA	NA	NS
MW-16	2/28/2012		NS	<0,2	<0,23	<0,22	<0,25	3,8	NS	NS	NS	NS	NS	<0,25	<0,2	<0,25	<0,2	NS	<0,23	NS	NS	NA	NS	NS	NS	NS	NS	NS	NS	<0,2	NS	<0,25	<0,2	<0,5	<0,22	<0,5	<1.1261	NA	NA	NS
MW-16	4/23/2012		NS	<0,2	<0,23	<0,22	<0,25	4,2	NS	NS	NS	NS	NS	<0,25	<0,2	<0,25	<0,2	NS	<0,23	NS	NS	NA	NS	NS	NS	NS	NS	NS	NS	<0,2	NS	<0,25	<0,2	<0,5	<0,22	<0,5	<1.1262	NA	NA	NS
MW-16	8/20/2012	DUP	NS	<0,2	<0,23	<0,22	<0,25	3,3	NS	NS	NS	NS	NS	<0,25	<0,2	<0,25	<0,2	NS	<0,23	NS	NS	NA	NS	NS	NS	NS	NS	NS	NS	<0,2	NS	<0,25	<0,2	<0,5	<0,22	<0,5	<1.1264	NA	NA	NS
MW-16	8/20/2012		NS	<0,2	<0,23	<0,22	<0,25	2,4	NS	NS	NS	NS	NS	<0,25	<0,2	<0,25	<0,2	NS	<0,23	NS	NS	NA	NS	NS	NS	NS	NS	NS	NS	<0,2	NS	<0,25	<0,2	<0,5	<0,22	<0,5	<1.1263	NA	NA	NS
MW-16	11/14/2012		NS	<0,2	<0,24	<0,2	<0,21	3,5	NS	NS	NS	NS	NS	<0,22	<0,22	<0,26	<0,25	NS	<0,2	NS	NS	NA	NS	NS	NS	NS	NS	NS	NS	<0,2	NS	<0,31	<0,2	<0,5	<0,26	<0,5	<1.1265	NA	NA	NS
MW-16	3/4/2013		NS	<0,2	<0,24	<0,2	<0,21	2,5	NS	NS	NS	NS	NS	<0,22	<0,22	<0,26	<0,25	NS	<0,2	NS	NS	NA	NS	NS	NS	NS	NS	NS	NS	<0,2	NS	<0,31	<0,2	<0,5	<0,26	<0,5	<1.1266	NA	NA	NS
MW-16	6/10/2013		NS	<0,2	<0,24	<0,2	<0,21	1,5	NS	NS	NS	NS	NS	<0,22	<0,22	<0,26	<0,25	NS	<0,2	NS	NS	NA	NS	NS	NS	NS	NS	NS	NS	<0,2	NS	<0,31	<0,2	<0,5	<0,26	<0,5	<1.1267	NA	NA	NS
MW-16	8/27/2013		NS	<0,2	<0,24	<0,2	<0,21	2,3	NS	NS	NS	NS	NS	<0,22	<0,22	<0,26	<0,25	NS	<0,2	NS	NS	NA	NS	NS	NS	NS	NS	NS	NS	<0,2	NS	<0,31	<0,2	<0,5	<0,26	<0,5	<1.1268	NA	NA	NS
MW-16	12/12/2013		NS	<0,2	<0,24	<0,2	<0,21	1,8	NS	NS	NS	NS	NS	<0,22	<0,22	<0,26	<0,25	NS	<0,2	NS	NS	NA	NS	NS	NS	NS	NS	NS	NS	<0,2	NS	<0,31	<0,2	<0,5	<0,26	<0,5	<1.1269	NA	NA	NS
MW-16	3/19/2014		NS	<0,34	<0,27	<0,32	<0,26	1,9	NS	NS	NS	NS	NS	<0,29	<0,24	<0,36	<0,20	NS	<0,2	NS	NS	NA	NS	NS	NS	NS	NS	NS	NS	<0,26	NS	<0,41	<0,24	<0,5	<0,31	<0,53	<1.1270	NA	NA	NS
MW-16	6/17/2014		NS	<0.34	<0.28	<0.32	<0.26	1	NS	NS	NS	NS	NS	<0.29	<0.24	<0.36	<0.20	NS	<0.2	NS	NS	NA	NS	NS	NS	NS	NS	NS	NS	<0.26	NS	<0.41	<0.24	<0.5	<0.31	<0.53	<1.1271	NA	NA	NS
MW-16	12/11/2014		NS	<1,0	<0,50	<1.0	<1.0	1,7	NS	<5,0	NS	NS	NS	<1.0	<1,0	<2,0	<1.0	NS	<1,0	NS	NA	NA	<5,0	NA	NS	NA	NA	NS	<5,0	<1.0	NA	<1.0	<1,0	<2,0	<1.0	<2,0	<1,1272	NA	NA	NS
MW-16	3/15/2015		NS	0,88	<1,0	<1,0	<1,0	1,6	NS	NS	NS	NS	NS	<1,0	<1,0	<1,0	<1,0	NS	<1,0	NS	NS	NA	NS	NS	NS	NS	NS	NS	NS	<1,0	NS	<1,0	<1,0	<2,0	<1,0	<2,0	<1,1273	NA	NA	NS
MW-16	6/6/2015		NS	0,61	<1,0	<1,0	<1,0	1,6	NS	NS	NS	NS	NS	<1,0	<1,0	<1,0	<1,0	NS	<1,0	NS	NS	<5,0	NS	NS	NS	NS	NS	NS	NS	<1,0	NS	<1,0	<1,0	<2,0	<1,0	<2,0	<1,1274	<1,0	<1,0	NS
MW-16	8/12/2015		NS	<1,0	<1,0	<1,0	<1,0	1,7	NS	NS	NS	NS	NS	<1,0	<1,0	<1,0	<1,0	NS	<1,0	NS	NS	<5,0	NS	NS	NS	NS	NS	NS	NS	<1,0	NS	<1,0	<1,0	<2,0	<1,0	<2,0	<1,1275	<1,0	<1,0	NS
MW-16	12/16/2015	DUP	NS	<1,0	<1,0	<1,0	<1,0	1,3	NS	NS	NS	NS	NS	<1,0	<1,0	<1,0	<1,0	NS	<1,0	NS	NS	<5,0	NS	NS	NS	NS	NS	NS	NS	<1,0	NS	<1,0	<1,0	<2,0	<1,0	<2,0	<1,1277	<1,0	<1,0	NS
MW-16	12/16/2015		NS	<1,0	<1,0	<1,0	<1,0	1,3	NS	NS	NS	NS	NS	<1,0	<1,0	<1,0	<1,0	NS	<1,0	NS	NS	<5,0	NS	NS	NS	NS	NS	NS	NS	<1,0	NS	<1,0	<1,0	<2,0	<1,0	<2,0	<1,1276	<1,0	<1,0	NS
MW-16	3/17/2016		NS	<1,0	<1,0	<1,0	<1,0	1,8	NS	NS	NS	NS	NS	<1,0	<1,0	<1,0	<1,0	NS	<1,0	NS	NS	<5,0	NS	NS	NS	NS	NS	NS	NS	<1,0	NS	<1,0	<1,0	<2,0	<1,0	<2,0	<1,1278	<1,0	<1,0	NS
MW-16	6/15/2016		<1.0	<1,0	<1.0	<1.0	<1.0	1,3	<1.0	<2,0	<2.0	<2.0	<2.0	<1,0	<1,0	<1.0	<1.0	<1.0	<1.0	<1.0	<5,0	NS	<1,0	<10	<1.0	<5,0	<25	<1.0	<1.0	<1.0	<2.0	<1.0	<1.0	<2,0	<1.0	<2,0	<1,1279	<1.0	<1.0	<5.0
MW-16	9/21/2016		<1.0	<1,0	<1.0	<1.0	<1.0	1,1	<1.0	<2,0	<2.0	<2.0	<2.0	<1,0	<1,0	<1.0	<1.0	<1.0	<1.0	<1.0	<5,0	NS	<1,0	<10	<1.0	<5,0	<25	<1.0	<1.0	<1.0	<2.0	<1.0	<1.0	<2,0	<1.0	<2,0	<1,1280	<1.0	<1.0	<5.0
MW-16	1/18/2017		<1.0	<1,0	<1.0	<1.0	<1.0	0,95	<1.0	<2,0	<2.0	<2.0	<2.0	<1,0	<1,0	<1.0	<1.0	<1.0	<1.0	<1.0	<5,0	NS	<1,0	<10	<1.0	<5,0	<25	<1.0	<1.0	<1.0	<2.0	<1.0	<1.0	<2,0	<1.0	<2,0	<1,1281	<1.0	<1.0	<5.0
MW-16	3/21/2017		<1.0	<1,0	<1.0	<1.0	<1.0	1,1	<1.0	<2,0	<2.0	<2.0	<2.0	<1,0	<1,0	<1.0	<1.0	<1.0	<1.0	<1.0	<5,0	NS	<1,0	<10	<1.0	<5,0	<25	<1.0	<1.0	<1.0	<2.0	<1.0	<1.0	<2,0	<1.0	<2,0	<1.0	<1.0	<1.0	<5.0
MW-16	6/28/2017		<1.0	<1,0	<1.0	<1.0	<1.0	0,94	<1.0	<2,0	<2.0	<2.0	<2.0	<1,0	<1,0	<1.0	<1.0	<1.0	<1.0	<1.0	<5,0	NS	<1,0	<10	<1.0	<5,0	<25	<1.0	<1.0	<1.0	<2.0	<1.0	<1.0	<2,0	<1.0	<2,0	<1.0	<1.0	<1.0	<5.0
MW-16	9/19/2017		<1.0	<1,0	<1.0	<1.0	<1.0	1,1	<1.0	<2,0	<2.0	<2.0	<2.0	<1,0	<1,0	<1.0	<1.0	<1.0	<1.0	<1.0	<5,0	NS	<1,0	<10	<1.0	<5,0	<25	<1.0	<1.0	<1.0	<2.0	<1.0	<1.0	<2,0	<1.0	<2,0	<1.0	<1.0	<1.0	<5.0
MW-16	1/9/2018		<1.0	<1,0	<1.0	<1.0	<1.0	1,7	<1.0	<2,0	<2.0	<2.0	<2.0	<1,0	<1,0	<1.0	<1.0	<1.0	<1.0	<1.0	<5,0	NS	<1,0	<10	<1.0	<5,0	<25	<1.0	<1.0	<1.0	<2.0	<1.0	<1.0	<2,0	<1.0	<2,0	<1.0	<1.0	<1.0	<5.0
MW-16	3/13/2018		<1.0	<1,0	<1.0	<1.0	<1.0	1,5	<1.0	<2,0	<2.0	<2.0	<2.0	<1,0	<1,0	<1.0	<1.0	<1.0	<1.0	<1.0	<5,0	NS	<1,0	<10	<1.0	<5,0	<25	<1.0	<1.0	<1.0	<2.0	<1.0	<1.0	<2,0	<1.0	<2,0	<1.0	<1.0	<1.0	<5.0
MW-16	6/26/2018		<1.0	<1,0	<1.0	<1.0	<1.0	1,9	<1.0	<2,0	<2.0	<2.0	<2.0	<1,0	<1,0	<1.0	<1.0	<1.0	<1.0	<1.0	<5,0	NS	<1,0	<10	<1.0	<5,0	<25	<1.0	<1.0	<1.0	<2.0	<1.0	<1.0	<2,0	<1.0	<2,0	<1.0	<1.0	<1.0	<5.0
MW-16	10/17/2018		<1.0	<1,0	<1.0	<1.0	<1.0	1,6	<1.0	<2,0	<2.0	<2.0	<2.0	<1,0	<1,0	<1.0	<1.0	<1.0	<1.0	<1.0	<5,0	NS	<1,0	<10	<1.0	<5,0	<25	<1.0	<1.0	<1.0	<2.0	<1.0	<1.0	<2,0	<1.0	<2,0	<1.0	<1.0	<1.0	<5.0
MW-16	1/22/2019		<1.0	<1,0	<1.0	<1.0	<1.0	1,5	<1.0	<2,0	<2.0	<2.0	<2.0	<1,0	<1,0	<1.0	<1.0	<1.0	<1.0	<1.0	<5,0	NS	<1,0	<10	<1.0	<5,0	<25	<1.0	<1.0	<1.0	<2.0	<1.0	<1.0	<2,0	<1.0	<2,0	<1.0	<1.0	<1.0	<5.0
MW-16	4/23/2019		<1.0	<1,0	<1.0	<1.0	<1.0	1,5	<1.0	<2,0	<2.0	<2.0	<2.0	<1,0	<1,0	<1.0	<1.0	<1.0	<1.0	<1.0	<5,0	NA	<1,0	<10	<1.0	<5,0	<25	<1.0	<1.0	<1.0	<2.0	<1.0	<1.0	<2,0	<1.0	<2,0	<1.0	<1.0	<1.0	<5.0
MW-16	7/30/2019		<1.0	<1,0	<1.0	<1.0	<1.0	1	<1.0	<2,0	<2.0	<2.0	<2.0	<1,0	<1,0	<1.0	<1.0	<1.0	<1.0	<1.0	<5,0	NS	<1,0	<10	<1.0	<5,0	<25	<1.0	<1.0	<1.0	<2.0	<1.0	<1.0	<2,0	<1.0	<2,0	<1.0	<1.0	<1.0	<5.0
MW-16	10/29/2019		<1.0	<1,0	<1.0	<1.0	<1.0	0,86	<1.0	<2,0	<2.0	<2.0	<2.0	<1,0	<1,0	<1.0	<1.0	<1.0	<1.0	<1.0	<5,0	NS	<1,0	<10	<1.0	<5,0	<25	<1.0	<1.0	<1.0	<2.0	<1.0	<1.0	<2,0	<1.0	<2,0	<1.0	<1.0	<1.0	<5.0
MW-16	10/29/2019	DUP	<1.0	<1,0	<1.0	<1.0	<1.0	<1.0	<1.0	<2,0	<2.0	<2.0	<2.0	<1,0	<1,0	<1.0	<1.0	<1.0	<1.0	<1.0	<5,0	NS	<1,0	<10	<1.0	<5,0	<25	<1.0	<1.0	<1.0	<2.0	<1.0	<1.0	<2,0	<1.0	<2,0	<1.0	<1.0	<1.0	<5.0
MW-16	1/24/2020		<1.0	0,53 J	<1.0	<1.0	<1.0	0,96 J	<1.0	<2,0	<2.0	<2.0	<2.0	<1,0	<1,0	<1.0	<1.0	<1.0	<1.0	<1.0	<5,0	NA	<1,0	<10	<1.0	<5,0	<25	<1.0	<1.0	<1.0	<2.0	<1.0	<1.0	<2,0	<1.0	<2,0	<1.0	<1.0	<1.0	<5.0
MW-16	10/21/2020		<1.0	<1,0	<1.0	<1.0	<1.0	0,86 J	<1.0	<2,0	<2.0	<2.0	<2.0	<1,0	<1,0	<1.0	<1.0	<1.0	<1.0	<1.0	<5,0	NS	<1,0	<10	<1.0	<5,0	<25	<1.0	<1.0	<1.0	<2.0	<1.0	<1.0	<2,0	<1.0	<2,0	<1.0	<1.0	<1.0	<5.0
MW-16	12/14/2021		<1.0	<1,0	<1.0	<1.0	<1.0	<1.0	<1.0	<2,0	<2.0	<2.0	<2.0	<1,0	<1,0	<1.0	<1.0	<1.0	<1.0	<1.0	<5,0	NS	<1,0	<10	<1.0	<5,0	<25	<1.0	<1.0	<1.0	<2.0	<1.0	<1.0	<2,0	<1.0	<2,0	<1.0	<1.0	<1.0	<5.0
MW-16	11/8/2022		<1.0	<1,0	<1.0	<1.0	<1.0	<1.0	<1.0	<2,0	<2.0	<2.0	<2.0	<1,0	<1,0	<1.0	<1.0	<1.0	<1.0	<1.0	<5,0	NA	<1,0	<10	<1.0	<5,0	<25	<1.0	<1.0	<1.0	<2.0	<1.0	<1.0	<2,0	<1.0	<2,0	<1.0	<1.0	<1.0	<5.0
MW-16	11/8/2023		<1.0	<1,0	<1.0	<1.0	<1.0	<1.0	<1.0	<2,0	<2.0	<2.0	<2.0	<1,0	<1,0	<1.0	<1.0	<1.0	<1.0	<1.0	<5,0	NA	<1,0	<10	<1.0	<5,0	<25	<1.0	<1.0	<1.0	<2.0	<1.0	<1.0	<2,0	<1.0	<2,0	<1.0	<1.0	<1.0	<5.0
MW-16	12/5/2024		<1.0	<1,0	<1.0	<1.0	<1.0	<1.0	<1.0	<5,0	<1.0	<5.0	<1.0	<1,0	<1,0	<1.0	<1.0	<1.0	<1.0	<1.0	<10	NA	<1,0	<10	<1.0	<10	<10	<1.0	<1.0	<1.0	<2.0	<1.0	<1.0	<5,0	<1.0	<2,0	<1.0	<1.0	<1.0	<5.0
MW-18	8/30/2007		NS	<0,3	NS	NS	<0,2	2,1	NS	NS	NS	NS	NS	NS	<0,1	NS	NS	NS	NS	NS	NS	NS	NA	NS	NS	NS	NS	NS	NS	NS	NS	NS	NS	NS	NS	<1.1284	NA	NA	NS
MW-18	12/20/2007		NS	<0,3	<0,1	<0,4	<0,5	2,3	NS	NS	NS	NS	NS	<0,3	<0,2	<0,4	<0,3	NS	<0,2	NS	NS	NA	NS	NS	NS	NS	NS	NS	NS	<0,3	NS	<0,5	<0,2	<0,9	<0,3	<0,4	<1.1285	NA	NA	NS
MW-18	3/18/2008		NS	<0,34	<0,14	<0,35	<0,45	2,2	NS	NS	NS	NS	NS	<0,30	<0,19	<0,44	<0,25	NS	<0,18	NS	NS	NA	NS	NS	NS	NS	NS	NS	NS	<0,29	NS	<0,53	<0,21	<0,85	<0,34	<0,36	<1.1286	NA	NA	NS
MW-18	6/20/2008		NS	<0,34	<0,14	<0,35	<0,45	1,7	NS	NS	NS	NS	NS	<0,30	<0,19	<0,44	<0,25	NS	<0,18	NS	NS	NA	NS	NS	NS	NS	NS	NS	NS	<0,29	NS	<0,53	<0,21	<0,85	<0,34	<0,36	<1.1287	NA	NA	NS
MW-18	9/22/2008		NS	<0,37	<0,21	<0,40	<0,37	<0,34	NS	NS	NS	NS	NS	<0,08	<0,43	<0,52	<0,23	NS	<0,20	NS	NS	NA	NS	NS	NS	NS	NS	NS	NS	<0,12	NS	<0,45	<0,24	<0,36	<0,43	<0,39	<1.1288	NA	NA	NS
MW-18	12/15/2008		NS	<0,37	<0,21	<0,40	<0,37	1,4	NS	NS	NS	NS	NS	<0,12	<0,43	<0,52	<0,23	NS	<0,20	NS	NS	NA	NS	NS	NS	NS	NS	NS	<0,28	<0,08	NS	<0,45	<0,24	<0,36	<0,43	<0,39	<1.1289	NA	NA	NS
MW-18	3/30/2009		NS	<0,27	<0,33	<0,37	<0,33	0,6	NS	NS	NS	NS	NS	<0,27	<0,65	<0,2	<0,3	NS	<0,38	NS	NS	NA	NS	NS	NS	NS	NS	NS	NS	<0,37	NS	<0,38	<0,27	<0,3	<0,2	<0,34	<1.1290	NA	NA	NS
MW-18	7/10/2009		NS	<0,4	<0,23	<0,34	<0,45	<0,5	NS	NS	NS	NS	NS	<0,32	<0,34	<0,34	<0,34	NS	<0,41	NS	NS	NA	NS	NS	NS	NS	NS	NS	NS	<0,31	NS	<0,51	<0,37	<0,66	<0,37	<0,53	<1.1291	NA	NA	NS
MW-18	9/30/2009		NS	9,7	<0,33	<0,37	<0,33	2,5	NS	NS	NS	NS	NS	<0,27	<0,65	<0,20	<0,30	NS	<0,38	NS	NS	NA	NS	NS	NS	NS	NS	NS	NS	<0,37	NS	<0,38	<0,27	<0,30	<0,20	<0,34	<1.1292	NA	NA	NS
MW-18	12/10/2009		NS	<0,35	<0,19	<0,40	<0,35	<0,32	NS	NS	NS	NS	NS	<0,40	<0,44	<0,49	<0,35	NS	<0,26	NS	NS	NA	NS	NS	NS	NS	NS	NS	NS	<0,11	NS	<0,42	<0,23	<0,34	0,46	<0,40	<1.1293	NA	NA	NS
MW-18	3/6/2010		NS	<0,15	<0,085	<0,068	<0,050	0,48	NS	NS	NS	NS	NS	<0,052	<0,082	<0,098	<0,092	NS	<0,10	NS	NS	NA	NS	NS	NS	NS	NS	NS	NS	<0,10	NS	<0,082	<0,069	<0,18	<0,083	<0,050	<1.1294	NA	NA	NS
MW-18	5/29/2010		NS	<0,4	<0,23	<0,34	<0,45	<0,5	NS	NS	NS	NS	NS	<0,32	<0,34	<0,34	<0,34	NS	<0,41	NS	NS	NA	NS	NS	NS	NS	NS	NS	NS	<0,31	NS	<0,51	<0,37	<0,66	<0,49	<0,53	<1.1295	NA	NA

Appendix A
Groundwater Analytical Results - February 2003 - December 2024 (µg/L)
Perma-Fix of South Georgia Inc., Valdosta, GA

			Chlorinated and Non-Chlorinated VOCs																																		
Sample Location	Sample Date	QA/QC Reference	1,1,1,2-Tetrachloroethane	1,1,1-Trichloroethane	1,1,2,2-Tetrachloroethane	1,1,2-Trichloroethane	1,1-Dichloroethane	1,1-Dichloroethene	1,1-Dichloropropene	1,2,3-Trichlorobenzene	1,2,3-Trichloropropane	1,2,4-Trichlorobenzene	1,2-Dibromoethane (EDB) (Ethylene dibromide)	1,2-Dichlorobenzene	1,2-Dichloroethane	1,2-Dichloropropane	1,3-Dichlorobenzene	1,3-Dichloropropane	1,4-Dichlorobenzene (para dichlorobenzene)	2,2-Dichloropropane	2-Butanone (MEK)	2-Chloroethyl Vinyl Ether	2-Chlorotoluene	2-Hexanone	4-Chlorotoluene	4-Methyl-2-Pentanone (MIBK)	Acetone	Bromobenzene	Bromochloromethane (Chlorobromomethane)	Bromodichloromethane (dichlorobromomethane, dichloromethylbromide)	Carbon Disulfide	Carbon Tetrachloride	Chlorobenzene	Chloroethane	Chloroform	Chloromethane	Cis-1,2-Dichloroethene	Cis-1,3-Dichloropropene	Dibromochloromethane (Chlorodibromomethane)	Dibromochloropropane (DBCP) (1,2-Dibromo-3-Chloropropane)
GW Standard			1 [b]	200 [a]	1 [b]	5 [a]	1 [b]	7 [a]	1 [b]	1 [a]	1 [b]	70 [a]	0,05 [a]	600 [a]	5 [a]	5 [a]	1 [b]	1 [a]	75 [a]	1 [b]	10 [b]	--	1 [b]	10 [b]	1 b	10 [b]	10 [b]	1 [b]	1 [b]	80 [a]	2 [b]	5 [a]	100 [a]	5 [b]	80 [a]	1 [b]	70 [a]	1 [b]	80 [a]	0,2 [a]
MW-18	11/15/2011		NS	<0,2	<0,23	<0,22	<0,25	1,5	NS	NS	NS	NS	NS	<0,25	<0,2	<0,25	<0,2	NS	<0,23	NS	NS	NA	NS	NS	NS	NS	NS	NS	NS	<0,2	NS	<0,25	<0,2	<0,5	0,4	<0,5	<1,1302	NA	NA	NS
MW-18	2/28/2012		NS	<0,2	<0,23	<0,22	<0,25	1,8	NS	NS	NS	NS	NS	<0,25	<0,2	<0,25	<0,2	NS	<0,23	NS	NS	NA	NS	NS	NS	NS	NS	NS	NS	<0,2	NS	<0,25	<0,2	<0,5	0,55	<0,5	<1,1304	NA	NA	NS
MW-18	4/23/2012		NS	<0,2	<0,23	<0,22	<0,25	1,9	NS	NS	NS	NS	NS	<0,25	<0,2	<0,25	<0,2	NS	<0,23	NS	NS	NA	NS	NS	NS	NS	NS	NS	NS	<0,2	NS	<0,25	<0,2	<0,5	0,69	<0,5	<1,1305	NA	NA	NS
MW-18	8/20/2012		NS	<0,2	<0,23	<0,22	<0,25	1,8	NS	NS	NS	NS	NS	<0,25	<0,2	<0,25	<0,2	NS	<0,23	NS	NS	NA	NS	NS	NS	NS	NS	NS	NS	<0,2	NS	<0,25	<0,2	<0,5	0,59	<0,5	<1,1306	NA	NA	NS
MW-18	11/14/2012		NS	<0,2	<0,24	<0,2	<0,21	3,7	NS	NS	NS	NS	NS	<0,22	<0,22	<0,26	<0,25	NS	<0,2	NS	NS	NA	NS	NS	NS	NS	NS	NS	NS	<0,2	NS	<0,31	<0,2	<0,5	0,4	<0,5	<1,1307	NA	NA	NS
MW-18	3/4/2013		NS	<0,2	<0,24	<0,2	<0,21	2,9	NS	NS	NS	NS	NS	<0,22	<0,22	<0,26	<0,25	NS	<0,2	NS	NS	NA	NS	NS	NS	NS	NS	NS	NS	<0,2	NS	<0,31	<0,2	<0,5	<0,26	<0,5	<1,1308	NA	NA	NS
MW-18	6/10/2013		NS	<0,2	<0,24	<0,2	<0,21	4,2	NS	NS	NS	NS	NS	<0,22	<0,22	<0,26	<0,25	NS	<0,2	NS	NS	NA	NS	NS	NS	NS	NS	NS	NS	<0,2	NS	<0,31	<0,2	<0,5	0,34	<0,5	<1,1309	NA	NA	NS
MW-18	8/26/2013		NS	<0,2	<0,24	<0,2	<0,21	3	NS	NS	NS	NS	NS	<0,22	<0,22	<0,26	<0,25	NS	<0,2	NS	NS	NA	NS	NS	NS	NS	NS	NS	NS	<0,2	NS	<0,31	<0,2	<0,5	0,54	<0,5	<1,1310	NA	NA	NS
MW-18	12/12/2013		NS	<0,2	<0,24	<0,2	<0,21	4	NS	NS	NS	NS	NS	<0,22	<0,22	<0,26	<0,25	NS	<0,2	NS	NS	NA	NS	NS	NS	NS	NS	NS	NS	<0,2	NS	<0,31	<0,2	<0,5	0,29	<0,5	<1,1311	NA	NA	NS
MW-18	3/19/2014		NS	<0,34	<0,27	<0,32	<0,26	4,3	NS	NS	NS	NS	NS	<0,29	<0,24	<0,36	<0,20	NS	<0,2	NS	NS	NA	NS	NS	NS	NS	NS	NS	NS	<0,26	NS	<0,41	<0,2	<0,5	<0,31	<0,53	<1,1312	NA	NA	NS
MW-18	6/17/2014	DUP	NS	<0,34	<0,27	<0,32	<0,26	4,7	NS	NS	NS	NS	NS	<0,29	<0,24	<0,36	<0,20	NS	<0,2	NS	NS	NA	NS	NS	NS	NS	NS	NS	NS	<0,26	NS	<0,41	<0,2	<0,5	0,48	<0,53	<1,1314	NA	NA	NS
MW-18	6/17/2014		NS	<0,34	<0,27	<0,32	<0,26	3,7	NS	NS	NS	NS	NS	<0,29	<0,24	<0,36	<0,20	NS	<0,2	NS	NS	NA	NS	NS	NS	NS	NS	NS	NS	<0,26	NS	<0,41	<0,2	<0,5	0,37	<0,53	<1,1313	NA	NA	NS
MW-18	12/10/2014		NS	5,2	<0,50	<1,0	<1,0	4,2	NS	<5,0	NS	NS	NS	<1,0	<1,0	<2,0	<1,0	NS	<1,0	NS	NA	NA	<5,0	NA	NS	NA	NA	NS	<5,0	<1,0	NA	<1,0	<1,0	<2,0	0,76	<2,0	<1,1315	NA	NA	NS
MW-18	3/14/2015		NS	1,7	<1,0	<1,0	<1,0	3,4	NS	NS	NS	NS	NS	<1,0	<1,0	<1,0	<1,0	NS	<1,0	NS	NS	NA	NS	NS	NS	NS	NS	NS	NS	<1,0	NS	<1,0	<1,0	<2,0	0,99	<2,0	<1,1316	NA	NA	NS
MW-18	6/5/2015		NS	1,7	<1,0	<1,0	<1,0	2,3	NS	NS	NS	NS	NS	<1,0	<1,0	<1,0	<1,0	NS	<1,0	NS	NS	<5,0	NS	NS	NS	NS	NS	NS	NS	<1,0	NS	<1,0	<1,0	<2,0	1,2	<2,0	<1,1317	<1,0	<1,0	NS
MW-18	8/11/2015		NS	<1,0	<1,0	<1,0	<1,0	2,2	NS	NS	NS	NS	NS	<1,0	<1,0	<1,0	<1,0	NS	<1,0	NS	NS	<5,0	NS	NS	NS	NS	NS	NS	NS	<1,0	NS	<1,0	<1,0	<2,0	1,2	<2,0	<1,1318	<1,0	<1,0	NS
MW-18	12/15/2015		NS	<1,0	<1,0	<1,0	<1,0	2,4	NS	NS	NS	NS	NS	<1,0	<1,0	<1,0	<1,0	NS	<1,0	NS	NS	<5,0	NS	NS	NS	NS	NS	NS	NS	<1,0	NS	<1,0	<1,0	<2,0	0,48	<2,0	<1,1319	<1,0	<1,0	NS
MW-18	3/16/2016		NS	<1,0	<1,0	<1,0	<1,0	3,6	NS	NS	NS	NS	NS	<1,0	<1,0	<1,0	<1,0	NS	<1,0	NS	NS	<5,0	NS	NS	NS	NS	NS	NS	NS	<1,0	NS	<1,0	<1,0	<2,0	0,32	<2,0	<1,1320	<1,0	<1,0	NS
MW-18	6/13/2016		<1,0	0,95	<1,0	<1,0	<1,0	3	<1,0	<2,0	<2,0	<2,0	<2,0	<1,0	<1,0	<1,0	<1,0	<1,0	<1,0	<1,0	<5,0	NS	<1,0	<10	<1,0	<5,0	<25	<1,0	<1,0	<1,0	<2,0	<1,0	<1,0	<2,0	<1,0	<2,0	<1,1321	<1,0	<1,0	<5,0
MW-18	9/20/2016		<1,0	<1,0	<1,0	<1,0	<1,0	2,3	<1,0	<2,0	<2,0	<2,0	<2,0	<1,0	<1,0	<1,0	<1,0	<1,0	<1,0	<1,0	<5,0	NS	<1,0	<10	<1,0	<5,0	<25	<1,0	<1,0	<1,0	<2,0	<1,0	<1,0	<2,0	<1,0	<2,0	<1,1322	<1,0	<1,0	<5,0
MW-18	1/17/2017		<1,0	<1,0	<1,0	<1,0	<1,0	1,9	<1,0	<2,0	<2,0	<2,0	<2,0	<1,0	<1,0	<1,0	<1,0	<1,0	<1,0	<1,0	<5,0	NS	<1,0	<10	<1,0	<5,0	<25	<1,0	<1,0	<1,0	<2,0	<1,0	<1,0	<2,0	1,1	<2,0	<1,1323	<1,0	<1,0	<5,0
MW-18	3/21/2017		<1,0	0,59	<1,0	<1,0	<1,0	1,5	<1,0	<2,0	<2,0	<2,0	<2,0	<1,0	<1,0	<1,0	<1,0	<1,0	<1,0	<1,0	<5,0	NS	<1,0	<10	<1,0	<5,0	<25	<1,0	<1,0	0,48	<2,0	<1,0	<1,0	<2,0	3,5	<2,0	<1,0	<1,0	<1,0	<1,0	<5,0
MW-18	6/27/2017		<1,0	0,54	<1,0	<1,0	<1,0	0,88	<1,0	<2,0	<2,0	<2,0	<2,0	<1,0	<1,0	<1,0	<1,0	<1,0	<1,0	<1,0	<5,0	NS	<1,0	<10	<1,0	<5,0	<25	<1,0	<1,0	0,94	<2,0	<1,0	<1,0	<2,0	7,5	<2,0	<1,0	<1,0	<1,0	<1,0	<5,0
MW-18	9/18/2017		<1,0	0,26	<1,0	<1,0	<1,0	1,1	<1,0	<2,0	<2,0	<2,0	<2,0	<1,0	<1,0	<1,0	<1,0	<1,0	<1,0	<1,0	<5,0	NS	<1,0	<10	<1,0	<5,0	<25	<1,0	<1,0	0,33	<2,0	<1,0	<1,0	<2,0	3,2	<2,0	<1,0	<1,0	<1,0	<1,0	<5,0
MW-18	1/8/2018		<1,0	<1,0	<1,0	<1,0	<1,0	1,6	<1,0	<2,0	<2,0	<2,0	<2,0	<1,0	<1,0	<1,0	<1,0	<1,0	<1,0	<1,0	<5,0	NS	<1,0	<10	<1,0	<5,0	<25	<1,0	<1,0	<1,0	<2,0	<1,0	<1,0	<2,0	2	<2,0	<1,0	<1,0	<1,0	<1,0	<5,0
MW-18	3/12/2018		<1,0	<1,0	<1,0	<1,0	<1,0	1,4	<1,0	<2,0	<2,0	<2,0	<2,0	<1,0	<1,0	<1,0	<1,0	<1,0	<1,0	<1,0	<5,0	NS	<1,0	<10	<1,0	<5,0	<25	<1,0	<1,0	<1,0	<2,0	<1,0	<1,0	<2,0	1,2	<2,0	<1,0	<1,0	<1,0	<1,0	<5,0
MW-18	6/25/2018		<1,0	<1,0	<1,0	<1,0	<1,0	1,4	<1,0	<2,0	<2,0	<2,0	<2,0	<1,0	<1,0	<1,0	<1,0	<1,0	<1,0	<1,0	<5,0	NS	<1,0	<10	<1,0	<5,0	<25	<1,0	<1,0	<1,0	<2,0	<1,0	<1,0	<2,0	<1,0	<2,0	<1,0	<1,0	<1,0	<1,0	<5,0
MW-18	10/16/2018		<1,0	<1,0	<1,0	<1,0	<1,0	1,4	<1,0	<2,0	<2,0	<2,0	<2,0	<1,0	<1,0	<1,0	<1,0	<1,0	<1,0	<1,0	<5,0	NS	<1,0	<10	<1,0	<5,0	<25	<1,0	<1,0	<1,0	<2,0	<1,0	<1,0	<2,0	<1,0	<2,0	<1,0	<1,0	<1,0	<1,0	<5,0
MW-18	1/21/2019		<1,0	<1,0	<1,0	<1,0	<1,0	1,2	<1,0	<2,0	<2,0	<2,0	<2,0	<1,0	<1,0	<1,0	<1,0	<1,0	<1,0	<1,0	<5,0	NS	<1,0	<10	<1,0	<5,0	<25	<1,0	<1,0	<1,0	<2,0	<1,0	<1,0	<2,0	<1,0	<2,0	<1,0	<1,0	<1,0	<1,0	<5,0
MW-18	4/22/2019		<1,0	<1,0	<1,0	<1,0	<1,0	1,3	<1,0	<2,0	<2,0	<2,0	<2,0	<1,0	<1,0	<1,0	<1,0	<1,0	<1,0	<1,0	<5,0	NA	<1,0	<10	<1,0	<5,0	<25	<1,0	<1,0	<1,0	<2,0	<1,0	<1,0	<2,0	<1,0	<2,0	<1,0	<1,0	<1,0	<1,0	<5,0
MW-18	7/29/2019		<1,0	<1,0	<1,0	<1,0	<1,0	0,6	<1,0	<2,0	<2,0	<2,0	<2,0	<1,0	<1,0	<1,0	<1,0	<1,0	<1,0	<1,0	<5,0	NS	<1,0	<10	<1,0	<5,0	<25	<1,0	<1,0	<1,0	<2,0	<1,0	<1,0	<2,0	<1,0	<2,0	<1,0	<1,0	<1,0	<1,0	<5,0
MW-18	10/28/2019		<1,0	<1,0	<1,0	<1,0	<1,0	0,53	<1,0	<2,0	<2,0	<2,0	<2,0	<1,0	<1,0	<1,0	<1,0	<1,0	<1,0	<1,0	<5,0	NS	<1,0	<10	<1,0	<5,0	<25	<1,0	<1,0	<1,0	<2,0	<1,0	<1,0	<2,0	<1,0	<2,0	<1,0	<1,0	<1,0	<1,0	<5,0
MW-18	1/22/2020		<1,0	<1,0	<1,0	<1,0	<1,0	0,37	<1,0	<2,0	<2,0	<2,0	<2,0	<1,0	<1,0	<1,0	<1,0	<1,0	<1,0	<1,0	<5,0	NA	<1,0	<10	<1,0	<5,0	<25	<1,0	<1,0	<1,0	<2,0	<1,0	<1,0	<2,0	<1,0	<2,0	<1,0	<1,0	<1,0	<1,0	<5,0
MW-18	10/20/2020		<1,0	<1,0	<1,0	<1,0	<1,0	0,35 J	<1,0	<2,0	<2,0	<2,0	<2,0	<1,0	<1,0	<1,0	<1,0	<1,0	<1,0	<1,0	<5,0	NS	<1,0	<10	<1,0	<5,0	<25	<1,0	<1,0	<1,0	<2,0	<1,0	<1,0	<2,0	<1,0	<2,0	<1,0	<1,0	<1,0	<1,0	<5,0
MW-18	12/13/2021		<1,0	<1,0	<1,0	<1,0	<1,0	<1,0	<1,0	<2,0	<2,0	<2,0	<2,0	<1,0	<1,0	<1,0	<1,0	<1,0	<1,0	<1,0	<5,0	NS	<1,0	<10	<1,0	<5,0	<25	<1,0	<1,0	<1,0	<2,0	<1,0	<1,0	<2,0	<1,0	<2,0	<1,0	<1,0	<1,0	<1,0	<5,0
MW-18	11/8/2022		<1,0	<1,0	<1,0	<1,0	<1,0	<1,0	<1,0	<2,0	<2,0	<2,0	<2,0	<1,0	<1,0	<1,0	<1,0	<1,0	<1,0	<1,0	<5,0	NA	<1,0	<10	<1,0	<5,0	<25	<1,0	<1,0	<1,0	<2,0	<1,0	<1,0	<2,0	<1,0	<2,0	<1,0	<1,0	<1,0	<1,0	<5,0
MW-18	11/8/2023		<1,0	<1,0	<1,0	<1,0	<1,0	<1,0	<1,0	<2,0	<2,0	<2,0	<2,0	<1,0	<1,0	<1,0	<1,0	<1,0	<1,0	<1,0	<5,0	NA	<1,0	<10	<1,0	<5,0	<25	<1,0	<1,0	<1,0	<2,0	<1,0	<1,0	<2,0	<1,0	<2,0	<1,0	<1,0	<1,0	<1,0	<5,0
MW-18	12/4/2024		<1,0	<1,0	<1,0	<1,0	<1,0	<1,0	<1,0	<5,0	<1,0	<5,0	<1,0	<1,0	<1,0	<1,0	<1,0	<1,0	<1,0	<1,0	<10	NA	<1,0	<10	<1,0	<10	<10	<1,0	<1,0	<1,0	<2,0	<1,0	<1,0	<5,0	<1,0	<2,0	<1,0	<1,0	<1,0	<1,0	<5,0
MW-19	8/30/2007		NS	<0,3	NS	NS	<0,2	5	NS	NS	NS	NS	NS	NS	<0,1	NS	NS	NS	NS	NS	NS	NA	NS	NS	NS	NS	NS	NS	NS	NS	NS	NS	<0,3	NS	NS	<1,1324	NA	NA	NS
MW-19R	12/20/2007		NS	<0,3	<0,1	<0,4	<0,5	6,2	NS	NS	NS	NS	NS	NS	<0,3	<0,2	<0,4	<0,3	NS	<0,2	NS	NS	NA	NS	NS	NS	NS	NS	NS	NS	<0,3	NS	<0,5	<0,2	<0,9	0,6	<0,4	<1,1325	NA	NA	NS
MW-19R	3/18/2008		NS	0,38	<0,14	<0,35	<0,45	6	NS	NS	NS	NS	NS	<0,30	<0,19	<0,44	<0,25	NS	<0,18	NS	NS	NA	NS	NS	NS	NS	NS	NS	NS	<0,29	NS	<0,53	<0,21	<0,85	0,69	<0,36	<1,1326	NA	NA	NS
MW-19R	6/20/2008		NS	<0,34	<0,14	<0,35	<0,45	4	NS	NS	NS	NS	NS	<0,30	<0,19	<0,44	<0,25	NS	<0,18	NS	NS	NA	NS	NS	NS	NS	NS	NS	NS	<0,29	NS	<0,53	<0,21	<0,85	0,55	<0,36	<1,1327	NA	NA	NS
MW-19R	9/24/2008		NS	<0,37	<0,21	<0,40	<0,37	7,6	NS	NS	NS	NS	NS	<0,08	<0,43	<0,52	<0,23	NS	<0,20	NS	NS	NA	NS	NS	NS	NS	NS	NS	NS	<0,12	NS	<0,45	<0,24	<0,36	0,68	<0,39	<1,1328	NA	NA	NS
MW-19R	12/15/2008		NS	<0,37	<0,21	<0,40	<0,37	3,7	NS	NS	NS	NS	NS	<0,12	<0,43	<0,52	<0,23	NS	<0,20	NS	NS	NA	NS	NS	NS	NS	NS	NS	<0,28	<0,08	NS	<0,45	<0,24	<0,36	0,59	<0,39	<1,1329	NA	NA	NS
MW-19R	3/27/2010		NS	<0,40	<0,23	<0,34	<0,45	3,2	NS	NS	NS	NS	NS	<0,32	0,35	<0,34	<0,34	NS	<0,41	NS	NS	NA	NS	NS	NS	NS	NS	NS	NS	<0,31	NS	<0,51	<0,37	1,5	1	2,7	<1,1330	NA	NA	NS
MW-19R	5/29/2010		NS	<0,4	<0,23	<0,34	<0,45	1,1	NS	NS	NS	NS	NS	<0,32	<0,34	<0,34	<0,34	NS	<0,41	NS	NS	NA	NS	NS	NS	NS	NS	NS	NS	<0,31	NS	<0,51	<0,37	<0,66	<0,7	<0,53	<1,1331	NA	NA	NS
MW-19R	8/4/2010	DUP	NS	<0,22	<0,29	<0,29	<0,22	4,7	NS	NS	NS	NS	NS	<0,26	<0,33	<0,27	<0,29	NS	<0,22	NS	NS	NA	NS	NS	NS	NS	NS	NS	NS	<0,28	NS	<0,34	<0,2	<0,51	0,67	0,85	<1,1333	NA	NA	NS
MW-19R	8/4/2010		NS	<0,22	<0,29	<0,29	<0,22	3,4	NS	NS	NS	NS	NS	<0,26	<0,33	<0,27	<0,29	NS	<0,22	NS	NS	NA	NS	NS	NS	NS	NS	NS	NS	<0,28	NS	<0,34	<0,2	<0,51	0,45	<0,5	<1,1332	NA	NA	NS
MW-19R	10/15/2010		NS	<0,22	<0,29	<0,29	<0,22	5,1	NS	NS	NS	NS	NS	<0,26	<0,33	<0,27	<0,29	NS	<0,22	NS	NS	NA	NS	NS	NS	NS	NS	NS	NS	<0,28	NS	<0,34	<0,2	<0,51	0,59	<0,5	<1,1334	NA	NA	NS
MW-19R	2/28/2011		NS	<0,20	<0,23	<0,22	<0,25	10,4	NS	NS	NS	NS	NS	<0,25	<0,20	<0,25	<0,20	NS	<0,23	NS	NS	NA	NS	NS	NS	NS	NS	NS	NS	<0,20	NS	<0,25	<0,20	<0,50	0,47	<0,50	<1,1335	NA	NA	NS
MW-19R	5/27/2011		NS	<0,20	<0,23	<0,22	<0,25	9,1	NS	NS	NS	NS	NS	<0,25	<0,20	<0,25	<0,20	NS	<0,23	NS	NS	NA	NS	NS	NS	NS	NS	NS	NS	<0,20	NS	<0,25	<0,20	<0,50	0,49	<0,50	<1,1336	NA	NA	NS
MW-19R	8/24/2011		NS	<0,2	<0,23	<0,22	<0,25	8,7	NS	NS	NS	NS	NS	<0,25	<0,2	<0,25	<0,2	NS	<0,23	NS	NS	NA	NS	NS	NS	NS	NS	NS	NS	<0,2	NS	<0,25	<0,2	<0,5	0,84	<0,5	<1,1337	NA	NA	NS
MW-19R	11/15/2011		NS	<0,2	<0,23	<0,22	<0,25	8,6	NS	NS	NS	NS	NS	<0,25	<0,2	<0,25	<0,2	NS	<0,23	NS	NS	NA	NS	NS	NS	NS	NS	NS	NS	<0,2	NS	<0,25	<0,2	<0,5	0,42	<0,5	<1,1338	NA	NA	NS
MW-19R	2/28/2012		NS	<0,2	<0,23	<0,22	<0,25	13,5	NS	NS	NS	NS	NS	<0,25	<0,2	<0,25	<0,2	NS	<0,23	NS	NS	NA	NS	NS	NS	NS	NS	NS	NS	<0,2	NS	<0,25	<0,2	<0,5	0,34	<0,5	<1,1339	NA	NA	NS
MW-19R	4/23/2012		NS	<0,2	<0,23	<0,22	<0,25	11,4	NS	NS	NS	NS	NS	<0,25	<0,2	<0,25	<0,2	NS	<0,23	NS	NS	NA	NS	NS	NS	NS	NS	NS	NS	<0,2	NS	<0,25	<0,2	<0,5	0,37	<0,5	<1,1340	NA	NA	NS
MW-19R	8/20/2012		NS	<0,2	<0,23	<0,22	<0,25	9	NS	NS	NS	NS	NS	<0,25	<0,2	<0,25	<0,2	NS	<0,23	NS	NS	NA	NS	NS	NS	NS	NS	NS	NS	<0,2	NS	<0,25	<0,2	<0,5	<0,22	<0,5	<1,1341	NA	NA	NS
MW-19R	11/14/2012		NS	<0,2	<0,24	<0,2	<0,21	14,8	NS	NS	NS	NS	NS	<0,22	<0,22	<0,26	<0,25	NS	<0,2	NS	NS	NA	NS	NS	NS	NS	NS	NS	NS	<0,2	NS	<0,31	<0,2	<0,5	0,31	<0,5	<1,1342	NA	NA	NS
MW-19R	3/4/2013		NS	<0,2	<0,24	<0,2	<0,21	13,1	NS	NS	NS	NS	NS	<0,22	<0,22	<0,26	<0,25	NS	<0,2	NS	NS	NA	NS	NS	NS	NS	NS	NS	NS	<0,2	NS	<0,31	<0,2	<0,5	<0,26	<0,5	<1,1343	NA	NA	NS
MW-19R	6/10/2013		NS	<0,2	<0,24	<0,2	0,21	12,3	NS	NS	NS	NS	NS	<0,22	<0,22	<0,26	<0,25	NS	<0,2	NS	NS	NA	NS	NS	NS	NS	NS	NS	NS	<0,2	NS	<0,31	<0,2	<0,5	<0,26	<0,5	<1,1344	NA	NA	NS
MW-19R	8/26/2013		NS	<0,2	<0,24	<0,2	<0,21	9,2	NS	NS	NS	NS	NS	<0,22	<0,22	<0,26	<0,25	NS	<0,2	NS	NS	NA	NS	NS	NS	NS	NS	NS	NS	<0,2	NS	<0,31	<0,2	<0,5	<0,26	<0,5	<1,1345	NA	NA	NS
MW-19R	12/12/2013		NS	<0,2	<0,24	<0,2	<0,21	9	NS	NS	NS	NS	NS	<0,22	<0,22	<0,26	<0,25	NS	<0,2	NS	NS	NA	NS	NS	NS	NS	NS	NS	NS	<0,2	NS	<0,31	<0,2	<0,5	<0,26	<0,5	<1,1346	NA	NA	NS
MW-19R	3/19/2014		NS	3,4	<0,27	<0,32	<0,26	8	NS	NS	NS	NS	NS	<0,29	<0,24	<0,36	<0,20	NS	<0,2	NS	NS	NA	NS	NS	NS	NS	NS	NS	NS	<0,26	NS	<0,41	<0,2	<0,5	<0,31	<0,53	<1,1347	NA	NA	NS
MW-19R	6/16/2014		NS	<0,34	<0,27	<0,32	<0,26	5,6	NS	NS	NS	NS	NS	<0,29	<0,24	<0,36	<0,20	NS	<0,2	NS	NS	NA	NS	NS	NS	NS	NS	NS	NS	<0,26	NS	<0,41	<0,2	<0,5	<0,31	<0,53	<1,1348	NA	NA	NS
MW-19R	12/10/2014		NS	1,4	<0,50	<1,0	<1,0	3,8	NS	<5,0	NS	NS	NS	<1,0	<1,0	<2,0	<1,0	NS	<1,0	NS	NA	NA	<5,0	NA	NS	NA	NA	NS	<5,0	<1,0	NA	<1,0	<1,0	<2,0	<1,0	<2,0	<1,1349	NA	NA	NS
MW-19R	3/14/2015		NS	1,8	<1,0	<1,0	<1,0	3,9	NS	NS	NS	NS	NS	<1,0	<1,0	<1,0	<1,0	NS	<1,0	NS	NS	NA	NS	NS	NS	NS	NS	NS	NS	<1,0	NS	<1,0	<1,0	<2,0	<1,0	<2,0	<1,1350	NA	NA	NS
MW-19R	6/5/2015		NS	1,1	<1,0	<1,0	<1,0	3,1	NS	NS	NS	NS	NS	<1,0	<1,0	<1,0	<1,0	NS	<1,0	NS	NS	<5,0	NS	NS	NS	NS	NS	NS	NS	<1,0	NS	<1,0	<1,0	<2,0	<1,0	<2,0	<1,1351	<1,0	<1,0	NS
MW-19R	8/11/2015		NS	<1,0	<1,0	<1,0	<1,0	5,1	NS	NS	NS	NS	NS	<1,0	<1,0	<1,0	<1,0	NS	<1,0	NS	NS	<5,0	NS	NS	NS	NS	NS	NS	NS	<1,0	NS	<1,0	<1,0	<2,0	<1,0	<2,0	<1,1352	<1,0	<1,0	NS
MW-19R	12/15/2015		NS	<1,0	<1,0	<1,0	<1,0	3,3	NS	NS	NS	NS	NS	<1,0	<1,0	<1,0	<1,0	NS	<1,0	NS	NS	<5,0	NS	NS	NS	NS	NS	NS	NS	<1,0	NS	<1,0	<1,0	<2,0	<1,0	<2,0	<1,1353	<1,0	<1,0	NS
MW-19R	3/16/2016		NS	<1,0	<1,0	<1,0	<1,0	3,8	NS	NS	NS	NS	NS	<1,0	<1,0	<1,0	<1,0	NS	<1,0	NS	NS	<5,0	NS	NS	NS	NS	NS	NS	NS	<1,0	NS	<1,0	<1,0	<2,0	<1,0	<2,0	<1,1354	<1,0	<1,0	NS
MW-19R	6/13/2016		<1,0	<1,0	<1,0	<1,0	<1,0	2	<1,0	<2,0	<2,0	<2,0	<2,0	<1,0	<1,0	<1,0	<1,0	<1,0	<1,0	<1,0	<5,0	NS	<1,0	<10	<1,0	<5,0	<25	<1,0	<1,0	<1,0	<2,0	<1,0	<1,0	<2,0	<1,0	<2,0	<1,1355	<1,0	<1,0	<5,0
MW-19R	9/20/2016		<1,0	<1,0	<1,0	<1,0	<1,0	0,67	<1,0	<2,0	<2,0	<2,0	<2,0	<1,0	<1,0	<1,0	<1,0	<1,0	<1,0	<1,0	<5,0	NS	<1,0	<10	<1,0	<5,0	<25	<1,0	<1,0	<1,0	<2,0	<1,0	<1,0	<2,0	<1,0	<2,0	<1,1356	<1,0	<1,0	<5,0
MW-19R	1/17/2017		<1,0	<1,0	<1,0	<1,0	<1,0	2,4	<1,0	<2,0	<2,0	<2,0	<2,0	<1,0	<1,0	<1,0	<1,0	<1,0	<1,0	<1,0	<5,0	NS	<1,0	<10	<1,0	<5,0	<25	<1,0	<1,0	<1,0	<2,0	<1,0	<1,0	<2,0	<1,0	<2,0	<1,1357	<1,0	<1,0	<5,0
MW-19R	3/20/2017		<1,0	0,29	<1,0	<1,0	<1,0	2,6	<1,0	<2,0	<2,0	<2,0	<2,0	<1,0	<1,0	<1,0	<1,0	<1,0	<1,0	<1,0	<5,0	NS	<1,0	<10	<1,0	<5,0	<25	<1,0	<1,0	<1,0	<2,0	<1,0	<1,0	<2,0	<1,0	<2,0	<1,0	<1,0	<1,0	<1,0	<5,0
MW-19R

Appendix A
Groundwater Analytical Results - February 2003 - December 2024 (µg/L)
Perma-Fix of South Georgia Inc., Valdosta, GA

Chlorinated and Non-Chlorinated VOCs																																						
Sample Location	Sample Date	QA/QC Reference	1,1,1,2-Tetrachloroethane	1,1,1-Trichloroethane	1,1,2,2-Tetrachloroethane	1,1,2-Trichloroethane	1,1-Dichloroethane	1,1-Dichloroethene	1,1-Dichloropropene	1,2,3-Trichlorobenzene	1,2,3-Trichloropropane	1,2,4-Trichlorobenzene	1,2-Dibromoethane (EDB) (Ethylene dibromide)	1,2-Dichlorobenzene	1,2-Dichloroethane	1,2-Dichloropropane	1,3-Dichlorobenzene	1,3-Dichloropropane	1,4-Dichlorobenzene (para dichlorobenzene)	2,2-Dichloropropane	2-Butanone (MEK)	2-Chloroethyl Vinyl Ether	2-Chlorotoluene	2-Hexanone	4-Chlorotoluene	4-Methyl-2-Pentanone (MIBK)	Acetone	Bromobenzene	Bromochloromethane (Chlorobromomethane)	Bromodichloromethane (dichlorobromomethane, dichloromethylbromide)	Carbon Disulfide	Carbon Tetrachloride	Chlorobenzene	Chloroethane	Chloroform	Chloromethane	Cis-1,2-Dichloroethene	Cis-1,3-Dichloropropene	Dibromochloromethane (Chlorodibromomethane)	Dibromochloropropane (DBCP) (1,2-Dibromo-3-Chloropropane)
GW Standard			1 [b]	200 [a]	1 [b]	5 [a]	1 [b]	7 [a]	1 [b]	1 [a]	1 [b]	70 [a]	0,05 [a]	600 [a]	5 [a]	5 [a]	1 [b]	1 [b]	75 [a]	1 [b]	10 [b]	--	1 [b]	10 [b]	1 b	10 [b]	10 [b]	1 [b]	1 [b]	80 [a]	2 [b]	5 [a]	100 [a]	5 [b]	80 [a]	1 [b]	70 [a]	1 [b]	80 [a]	0,2 [a]
MW-19R	7/29/2019		<1.0	<1.0	<1.0	<1.0	<1.0	1.1	<1.0	<2.0	<2.0	<2.0	<2.0	<1.0	<1.0	<1.0	<1.0	<1.0	<1.0	<1.0	<5.0	NS	<1.0	<10	<1.0	<5.0	<25	<1.0	<1.0	<1.0	<2.0	<1.0	<2.0	<1.0	<1.0	<1.0	<5.0
MW-19R	10/28/2019		<1.0	<1.0	<1.0	<1.0	<1.0	1.1	<1.0	<2.0	<2.0	<2.0	<2.0	<1.0	<1.0	<1.0	<1.0	<1.0	<1.0	<1.0	<5.0	NS	<1.0	<10	<1.0	<5.0	<25	<1.0	<1.0	<1.0	<2.0	<1.0	<2.0	<1.0	<1.0	<1.0	<5.0
MW-19R	1/21/2020		<1.0	<1.0	<1.0	<1.0	<1.0	1.4	<1.0	<2.0	<2.0	<2.0	<2.0	<1.0	<1.0	<1.0	<1.0	<1.0	<1.0	<1.0	<5.0	NA	<1.0	<10	<1.0	<5.0	<25	<1.0	<1.0	<1.0	<2.0	<1.0	<2.0	<1.0	<1.0	<1.0	<5.0
MW-19R	10/20/2020		<1.0	<1.0	<1.0	<1.0	<1.0	0.86 J	<1.0	<2.0	<2.0	<2.0	<2.0	<1.0	<1.0	<1.0	<1.0	<1.0	<1.0	<1.0	<5.0	NS	<1.0	<10	<1.0	<5.0	<25	<1.0	<1.0	<1.0	<2.0	<1.0	<2.0	<1.0	<1.0	<1.0	<5.0
MW-19R	12/13/2021		<1.0	<1.0	<1.0	<1.0	<1.0	<1.0	<1.0	<2.0	<2.0	<2.0	<2.0	<1.0	<1.0	<1.0	<1.0	<1.0	<1.0	<1.0	<5.0	NS	<1.0	<10	<1.0	<5.0	<25	<1.0	<1.0	<1.0	<2.0	<1.0	<2.0	<1.0	<1.0	<1.0	<5.0
MW-19R	11/7/2022		<1.0	<1.0	<1.0	<1.0	<1.0	0.54 J	<1.0	<2.0	<2.0	<2.0	<2.0	<1.0	<1.0	<1.0	<1.0	<1.0	<1.0	<1.0	<5.0	NA	<1.0	<10	<1.0	<5.0	<25	<1.0	<1.0	<1.0	<2.0	<1.0	<2.0	<1.0	<1.0	<1.0	<5.0
MW-19R	11/9/2023		<1.0	<1.0	<1.0	<1.0	<1.0	<1.0	<1.0	<2.0	<2.0	<2.0	<2.0	<1.0	<1.0	<1.0	<1.0	<1.0	<1.0	<1.0	<5.0	NS	<1.0	<10	<1.0	<5.0	<25	<1.0	<1.0	<1.0	<2.0	<1.0	<2.0	<1.0	<1.0	<1.0	<5.0
MW-19R	12/4/2024		<1.0	<1.0	<1.0	<1.0	<1.0	<1.0	<1.0	<5.0	<1.0	<5.0	<1.0	<1.0	<1.0	<1.0	<1.0	<1.0	<1.0	<1.0	<10	NA	<1.0	<10	<1.0	<10	<10	<1.0	<1.0	<1.0	<2.0	<1.0	<5.0	<1.0	<2.0	<1.0	<1.0	<1.0	<5.0
MW-17	7/26/2006		NS	<0.3	<0.2	<0.3	<0.2	0.8	NS	<0.2	NS	NS	NS	<0.2	<0.1	<0.4	<0.2	NS	<0.1	NS	<2.0	NA	<0.1	<0.6	NS	<2.0	<2.0	NS	<0.3	<0.2	<0.9	<0.3	<0.2	<0.3	<0.2	<0.3	<1.1282	NA	NA	NS
MW-17	12/20/2007		NS	<0.3	<0.1	<0.4	<0.5	1	NS	NS	NS	NS	NS	<0.3	<0.2	<0.4	<0.3	NS	<0.2	NS	NS	NA	NS	NS	NS	NS	NS	NS	NS	<0.3	NS	<0.5	<0.2	<0.9	<0.3	<0.4	<1.1283	NA	NA	NS
MW-17	5/17/2022		<1.0	<1.0	<1.0	<1.0	<1.0	2.9	<1.0	<2.0	<2.0	<2.0	<2.0	<1.0	<1.0	<1.0	<1.0	<1.0	<1.0	<1.0	<5.0	NS	<1.0	<10	<1.0	<5.0	<25	<1.0	<1.0	<1.0	<2.0	<1.0	<2.0	<1.0	<1.0	<1.0	<5.0
MW-17	11/8/2022		<1.0	<1.0	<1.0	<1.0	<1.0	1.7	<1.0	<2.0	<2.0	<2.0	<2.0	<1.0	<1.0	<1.0	<1.0	<1.0	<1.0	<1.0	<5.0	NA	<1.0	<10	<1.0	<5.0	<25	<1.0	<1.0	<1.0	<2.0	<1.0	<2.0	<1.0	<1.0	<1.0	<5.0
MW-17	12/13/2023		<1.0	<1.0	<1.0	<1.0	<1.0	1.8	<1.0	<2.0	<2.0	<2.0	<2.0	<1.0	<1.0	<1.0	<1.0	<1.0	<1.0	<1.0	<5.0	NA	<1.0	<10	<1.0	<5.0	<25	<1.0	<1.0	<1.0	<2.0	<1.0	<2.0	<1.0	<1.0	<1.0	<5.0
MW-17	12/6/2024		<1.0	<1.0	<1.0	<1.0	<1.0	2.7	<1.0	<5.0	<1.0	<5.0	<1.0	<1.0	<1.0	<1.0	<1.0	<1.0	<1.0	<1.0	<10	NA	<1.0	<10	<1.0	<10	<10	<1.0	<1.0	<1.0	<2.0	<1.0	<5.0	<1.0	<2.0	<1.0	<1.0	<1.0	<5.0
MW-20	7/26/2006		NS	0,3	<0,2	0,4	1,6	164	NS	<0,2	NS	NS	NS	<0,2	0,9	<0,4	<0,2	NS	<0,1	NS	<2,0	NA	<0,1	<0,6	NS	<2,0	<2,0	NS	<0,3	<0,2	<0,9	<0,3	<0,2	<0,3	1,3	<0,3	<1,1358	NA	NA	NS
MW-20	12/20/2007		NS	<0,3	<0,1	<0,4	1,6	120	NS	NS	NS	NS	NS	<0,3	<0,2	<0,4	<0,3	NS	<0,2	NS	NS	NA	NS	NS	NS	NS	NS	NS	NS	<0,3	NS	<0,5	<0,2	<0,9	1,4	<0,4	<1,1359	NA	NA	NS
MW-20	3/18/2008		NS	0.44	<0.14	<0.35	1.4	110	NS	NS	NS	NS	NS	<0.30	0.9	<0.44	<0.25	NS	<0.18	NS	NS	NA	NS	NS	NS	NS	NS	NS	NS	<0.29	NS	<0.53	<0.21	<0.85	1.3	<0.36	<1.1360	NA	NA	NS
MW-20	6/20/2008		NS	<0.34	<0.14	<0.35	1.3	100	NS	NS	NS	NS	NS	<0.30	0.87	<0.44	<0.25	NS	<0.18	NS	NS	NA	NS	NS	NS	NS	NS	NS	NS	<0.29	NS	<0.53	<0.21	<0.85	1.4	<0.36	<1.1361	NA	NA	NS
MW-20	9/24/2008		NS	<0.37	<0.21	<0.40	1.6	180	NS	NS	NS	NS	NS	<0.08	1.1	<0.52	<0.23	NS	<0.20	NS	NS	NA	NS	NS	NS	NS	NS	NS	NS	<0.12	NS	<0.45	<0.24	<0.36	1.8	<0.39	<1.1362	NA	NA	NS
MW-20	12/15/2008		NS	<0.37	<0.21	<0.40	1.4	93	NS	NS	NS	NS	NS	<0.12	<0.43	<0.52	<0.23	NS	<0.20	NS	NS	NA	NS	NS	NS	NS	NS	NS	NS	<0.28	<0.08	NS	<0.45	<0.24	<0.36	1.4	<0.39	<1.1363	NA	NA	NS
MW-20	3/30/2009		NS	<0,27	<0,33	<0,37	1,3	150	NS	NS	NS	NS	NS	<0,27	0,91	<0,2	<0,3	NS	<0,38	NS	NS	NA	NS	NS	NS	NS	NS	NS	NS	NS	<0,37	NS	<0,38	<0,27	<0,3	1,5	<0,34	<1,1364	NA	NA	NS
MW-20	7/10/2009		NS	<0.4	<0,23	<0,34	0.73	49	NS	NS	NS	NS	NS	<0,32	0,83	<0,34	<0,34	NS	<0,41	NS	NS	NA	NS	NS	NS	NS	NS	NS	NS	NS	<0,31	NS	<0,51	<0,37	<0,66	0,83	<0,53	<1,1365	NA	NA	NS
MW-20	9/30/2009		NS	1,3	<0,33	<0,37	1,2	130	NS	NS	NS	NS	NS	<0,27	0,77	<0,20	<0,30	NS	<0,38	NS	NS	NA	NS	NS	NS	NS	NS	NS	NS	NS	<0,37	NS	<0,38	<0,27	<0,30	1,4	<0,34	<1,1366	NA	NA	NS
MW-20	12/10/2009		NS	<0,35	<0,19	<0,40	1,2	120	NS	NS	NS	NS	NS	<0,40	0,91	<0,49	<0,35	NS	<0,26	NS	NS	NA	NS	NS	NS	NS	NS	NS	NS	NS	<0,11	NS	<0,42	<0,23	<0,34	1,2	<0,40	<1,1367	NA	NA	NS
MW-20	3/6/2010		NS	<0,15	<0,085	<0,068	1,3	130	NS	NS	NS	NS	NS	<0,052	0,89	<0,098	<0,092	NS	<0,10	NS	NS	NA	NS	NS	NS	NS	NS	NS	NS	NS	<0,10	NS	<0,082	<0,069	<0,18	0,98	<0,050	<1,1368	NA	NA	NS
MW-20	5/29/2010		NS	<0,4	<0,23	<0,34	1,5	140	NS	NS	NS	NS	NS	<0,32	<0,98	<0,34	<0,34	NS	<0,41	NS	NS	NA	NS	NS	NS	NS	NS	NS	NS	NS	<0,31	NS	<0,51	<0,37	<0,66	1,2	<0,59	<1,1369	NA	NA	NS
MW-20	8/4/2010		NS	<0,22	<0,29	<0,29	1,4	86	NS	NS	NS	NS	NS	<0,26	0,8	<0,27	<0,29	NS	<0,22	NS	NS	NA	NS	NS	NS	NS	NS	NS	NS	NS	<0,28	NS	<0,34	<0,2	<0,51	1,2	<0,5	<1,1370	NA	NA	NS
MW-20	10/15/2010		NS	<0,22	<0,29	<0,29	1,2	119	NS	NS	NS	NS	NS	<0,26	0,99	<0,27	<0,29	NS	<0,22	NS	NS	NA	NS	NS	NS	NS	NS	NS	NS	NS	<0,28	NS	<0,34	<0,2	<0,51	1,2	<0,5	<1,1371	NA	NA	NS
MW-20	2/28/2011		NS	<0,20	<0,23	<0,22	1,3	136	NS	NS	NS	NS	NS	<0,25	0,82	<0,25	<0,20	NS	<0,23	NS	NS	NA	NS	NS	NS	NS	NS	NS	NS	NS	<0,20	NS	<0,25	<0,20	<0,50	1,3	<0,50	<1,1372	NA	NA	NS
MW-20	5/27/2011		NS	<0,20	<0,23	<0,22	1,3	102	NS	NS	NS	NS	NS	<0,25	0,67	<0,25	<0,20	NS	<0,23	NS	NS	NA	NS	NS	NS	NS	NS	NS	NS	NS	<0,20	NS	<0,25	<0,20	<0,50	1,3	<0,50	<1,1373	NA	NA	NS
MW-20	8/24/2011		NS	<0,2	<0,23	<0,22	1,1	105	NS	NS	NS	NS	NS	<0,25	0,63	<0,25	<0,2	NS	<0,23	NS	NS	NA	NS	NS	NS	NS	NS	NS	NS	NS	<0,2	NS	<0,25	<0,2	<0,5	1,2	<0,5	<1,1374	NA	NA	NS
MW-20	11/15/2011		NS	<0,2	<0,23	<0,22	1,1	98	NS	NS	NS	NS	NS	<0,25	0,57	<0,25	<0,2	NS	<0,23	NS	NS	NA	NS	NS	NS	NS	NS	NS	NS	NS	<0,2	NS	<0,25	<0,2	<0,5	1,1	<0,5	<1,1375	NA	NA	NS
MW-20	2/28/2012		NS	<0,2	<0,23	<0,22	1,2	63,6	NS	NS	NS	NS	NS	<0,25	0,47	<0,25	<0,2	NS	<0,23	NS	NS	NA	NS	NS	NS	NS	NS	NS	NS	NS	<0,2	NS	<0,25	<0,2	<0,5	1,3	<0,5	<1,1376	NA	NA	NS
MW-20	4/23/2012		NS	<0,2	<0,23	<0,22	0,91	81,7	NS	NS	NS	NS	NS	<0,25	0,61	<0,25	<0,2	NS	<0,23	NS	NS	NA	NS	NS	NS	NS	NS	NS	NS	NS	<0,2	NS	<0,25	<0,2	<0,5	1,1	<0,5	<1,1377	NA	NA	NS
MW-20	8/20/2012		NS	<0,2	<0,23	<0,22	0,85	64,5	NS	NS	NS	NS	NS	<0,25	<0,2	<0,25	<0,2	NS	<0,23	NS	NS	NA	NS	NS	NS	NS	NS	NS	NS	NS	<0,2	NS	<0,25	<0,2	<0,5	1,1	<0,5	<1,1378	NA	NA	NS
MW-20	11/14/2012		NS	<0,2	<0,24	<0,2	1,1	82	NS	NS	NS	NS	NS	<0,22	0,5	<0,26	<0,25	NS	<0,2	NS	NS	NA	NS	NS	NS	NS	NS	NS	NS	NS	<0,2	NS	<0,31	<0,2	<0,5	1,3	<0,5	<1,1379	NA	NA	NS
MW-20	3/4/2013		NS	<0,2	<0,24	<0,2	1,1	98,6	NS	NS	NS	NS	NS	<0,22	0,43	<0,26	<0,25	NS	<0,2	NS	NS	NA	NS	NS	NS	NS	NS	NS	NS	NS	<0,2	NS	<0,31	<0,2	<0,5	0,94	<0,5	<1,1380	NA	NA	NS
MW-20	6/10/2013	DUP	NS	<0,2	<0,24	<0,2	0,89	75,6	NS	NS	NS	NS	NS	<0,22	<0,22	<0,26	<0,25	NS	<0,2	NS	NS	NA	NS	NS	NS	NS	NS	NS	NS	NS	<0,2	NS	<0,31	<0,2	<0,5	1,1	<0,5	<1,1382	NA	NA	NS
MW-20	6/10/2013		NS	<0,2	<0,24	<0,2	0,89	72,4	NS	NS	NS	NS	NS	<0,22	0,43	<0,26	<0,25	NS	<0,2	NS	NS	NA	NS	NS	NS	NS	NS	NS	NS	NS	<0,2	NS	<0,31	<0,2	<0,5	<0,26	<0,5	<1,1381	NA	NA	NS
MW-20	8/26/2013		NS	<0,2	<0,24	<0,2	0,95	82,5	NS	NS	NS	NS	NS	<0,22	<0,22	<0,26	<0,25	NS	<0,2	NS	NS	NA	NS	NS	NS	NS	NS	NS	NS	NS	<0,2	NS	<0,31	<0,2	<0,5	0,92	<0,5	<1,1383	NA	NA	NS
MW-20	12/12/2013		NS	<0,2	<0,24	<0,2	0,77	68,4	NS	NS	NS	NS	NS	<0,22	0,48	<0,26	<0,25	NS	<0,2	NS	NS	NA	NS	NS	NS	NS	NS	NS	NS	NS	<0,2	NS	<0,31	<0,2	<0,5	0,82	<0,5	<1,1384	NA	NA	NS
MW-20	3/20/2014		NS	<0.34	<0,27	<0,32	0,95	73,9	NS	NS	NS	NS	NS	<0,29	0,52	<0,36	<0,20	NS	<0,2	NS	NS	NA	NS	NS	NS	NS	NS	NS	NS	NS	<0,26	NS	<0,41	<0,2	<0,5	0,95	<0,53	<1,1385	NA	NA	NS
MW-20	6/16/2014		NS	<0.34	<0,27	<0,32	1	96,2	NS	NS	NS	NS	NS	<0,29	0,62	<0,36	<0,20	NS	<0,2	NS	NS	NA	NS	NS	NS	NS	NS	NS	NS	NS	<0,26	NS	<0,41	<0,2	<0,5	1	<0,53	<1,1386	NA	NA	NS
MW-20	12/11/2014		NS	<1,0	<0,50	<1,0	0,91	66,3	NS	<5,0	NS	NS	NS	<1,0	<1,0	<2,0	<1,0	NS	<1,0	NS	NA	NA	<5,0	NA	NS	NS	NA	NA	NS	<5,0	<1,0	NA	<1,0	<1,0	<2,0	0,87	<2,0	<1,1387	NA	NA	NS
MW-20	3/15/2015		NS	0,46	<1,0	<1,0	0,71	62,8	NS	NS	NS	NS	NS	<1,0	0,51	<1,0	<1,0	NS	<1,0	NS	NS	NA	NS	NS	NS	NS	NS	NS	NS	NS	<1,0	NS	<1,0	<1,0	<2,0	0,67	<2,0	<1,1388	NA	NA	NS
MW-20	6/6/2015		NS	<1,0	<1,0	<1,0	0,79	57,3	NS	NS	NS	NS	NS	<1,0	0,45	<1,0	<1,0	NS	<1,0	NS	NS	<5,0	NS	NS	NS	NS	NS	NS	NS	NS	<1,0	NS	<1,0	<1,0	<2,0	0,63	<2,0	<1,1389	<1,0	<1,0	NS
MW-20	8/11/2015		NS	<1,0	<1,0	<1,0	0,84	64,8	NS	NS	NS	NS	NS	<1,0	0,41	<1,0	<1,0	NS	<1,0	NS	NS	<5,0	NS	NS	NS	NS	NS	NS	NS	NS	<1,0	NS	<1,0	<1,0	<2,0	0,7	<2,0	<1,1390	<1,0	<1,0	NS
MW-20	12/16/2015		NS	<1,0	<1,0	<1,0	0,58	48,8	NS	NS	NS	NS	NS	<1,0	0,4	<1,0	<1,0	NS	<1,0	NS	NS	<5,0	NS	NS	NS	NS	NS	NS	NS	NS	<1,0	NS	<1,0	<1,0	<2,0	0,51	<2,0	<1,1391	<1,0	<1,0	NS
MW-20	3/16/2016		NS	<1,0	<1,0	<1,0	0,7	68,6	NS	NS	NS	NS	NS	<1,0	0,34	<1,0	<1,0	NS	<1,0	NS	NS	<5,0	NS	NS	NS	NS	NS	NS	NS	NS	<1,0	NS	<1,0	<1,0	<2,0	0,5	<2,0	<1,1392	<1,0	<1,0	NS
MW-20	6/14/2016		<1,0	<1,0	<1,0	<1,0	0,5	50,9	<1,0	<2,0	<2,0	<2,0	<2,0	<1,0	0,46	<1,0	<1,0	<1,0	<1,0	<1,0	<5,0	NS	<1,0	<10	<1,0	<5,0	<25	<1,0	<1,0	<1,0	<2,0	<1,0	<2,0	0,58	<2,0	<1,1393	<1,0	<1,0	<5,0
MW-20	9/21/2016		<1,0	<1,0	<1,0	<1,0	0,65	53,9	<1,0	<2,0	<2,0	<2,0	<2,0	<1,0	<1,0	<1,0	<1,0	<1,0	<1,0	<1,0	<5,0	NS	<1,0	<10	<1,0	<5,0	<25	<1,0	<1,0	<1,0	<2,0	<1,0	<2,0	0,5	<2,0	<1,1394	<1,0	<1,0	<5,0
MW-20	1/18/2017		<1,0	<1,0	<1,0	<1,0	0,55	50,1	<1,0	<2,0	<2,0	<2,0	<2,0	<1,0	0,39	<1,0	<1,0	<1,0	<1,0	<1,0	<5,0	NS	<1,0	<10	<1,0	<5,0	<25	<1,0	<1,0	<1,0	<2,0	<1,0	<2,0	0,41	<2,0	<1,1395	<1,0	<1,0	<5,0
MW-20	3/21/2017		<1,0	<1,0	<1,0	<1,0	0,66	45,9	<1,0	<2,0	<2,0	<2,0	<2,0	<1,0	0,56	<1,0	<1,0	<1,0	<1,0	<1,0	<5,0	NS	<1,0	<10	<1,0	<5,0	<25	<1,0	<1,0	<1,0	<2,0	<1,0	<2,0	0,43	<2,0	<1,0	<1,0	<1,0	<5,0
MW-20	6/29/2017	DUP	<1,0	<1,0	<1,0	<1,0	0,52	46,9	<1,0	<2,0	<2,0	<2,0	<2,0	<1,0	0,32	<1,0	<1,0	<1,0	<1,0	<1,0	<5,0	NS	<1,0	<10	<1,0	<5,0	<25	<1,0	<1,0	<1,0	<2,0	<1,0	<2,0	0,48	<2,0	0,34	<1,0	<1,0	<5,0
MW-20	6/29/2017		<1,0	<1,0	<1,0	<1,0	0,55	45,1	<1,0	<2,0	<2,0	<2,0	<2,0	<1,0	0,34	<1,0	<1,0	<1,0	<1,0	<1,0	<5,0	NS	<1,0	<10	<1,0	<5,0	<25	<1,0	<1,0	<1,0	<2,0	<1,0	<2,0	0,38	<2,0	0,36	<1,0	<1,0	<5,0
MW-20	1/11/2018		<1,0	<1,0	<1,0	<1,0	0,48	35,2	<1,0	<2,0	<2,0	<2,0	<2,0	<1,0	<1,0	<1,0	<1,0	<1,0	<1,0	<1,0	<5,0	NS	<1,0	<10	<1,0	<5,0	<25	<1,0	<1,0	<1,0	<2,0	<1,0	<2,0	0,4	<2,0	0,4	<1,0	<1,0	<5,0
MW-20	6/26/2018		<1,0	<1,0	<1,0	<1,0	0,41 J	43,4	<1,0	<2,0	<2,0	<2,0	<2,0	<1,0	<1,0	<1,0	<1,0	<1,0	<1,0	<1,0	<5,0	NS	<1,0	<10	<1,0	<5,0	<25	<1,0	<1,0	<1,0	<2,0	<1,0	<2,0	<1,0	<2,0	0,53 J	<1,0	<1,0	<5,0
MW-20	10/17/2018		<1,0	<1,0	<1,0	<1,0	0,45 J	35,9	<1,0	<2,0	<2,0	<2,0	<2,0	<1,0	<1,0	<1,0	<1,0	<1,0	<1,0	<1,0	<5,0	NS	<1,0	<10	<1,0	<5,0	<25	<1,0	<1,0	<1,0	<2,0	<1,0	<2,0	0,32 J	<2,0	0,71 J	<1,0	<1,0	<5,0
MW-20	4/23/2019		<1,0	<1,0	<1,0	<1,0	<1,0	44,3	<1,0	<2,0	<2,0	<2,0	<2,0	<1,0	<1,0	<1,0	<1,0	<1,0	<1,0	<1,0	<5,0	NS	<1,0	<10	<1,0	<5,0	<25	<1,0	<1,0	<1,0	<2,0	<1,0	<2,0	<1,0	<2,0	0,48 J	<1,0	<1,0	<5,0
MW-20	7/30/2019		<1,0	<1,0	<1,0	<1,0	0,37	36,6	<1,0	<2,0	<2,0	<2,0	<2,0	<1,0	<1,0	<1,0	<1,0	<1,0	<1,0	<1,0	<5,0	NS	<1,0	<10	<1,0	<5,0	<25	<1,0	<1,0	<1,0	<2,0	<1,0	<2,0	<1,0	<2,0	0,69	<1,0	<1,0	<5,0
MW-20	7/30/2019	DUP	<1,0	<1,0	<1,0	<1,0	0,37	35	<1,0	<2,0	<2,0	<2,0	<2,0	<1,0	<1,0	<1,0	<1,0	<1,0	<1,0	<1,0	<5,0	NS	<1,0	<10	<1,0	<5,0	<25	<1,0	<1,0	<1,0	<2,0	<1,0	<2,0	<1,0	<2,0	0,66	<1,0	<1,0	<5,0
MW-20	10/29/2019		<1,0	<1,0	<1,0	<1,0	0,37	24,5	<1,0	<2,0	<2,0	<2,0	<2,0	<1,0	<1,0	<1,0	<1,0	<1,0	<1,0	<1,0	<5,0	NS	<1,0	<10	<1,0	<5,0	<25	<1,0	<1,0	<1,0	<2,0	<1,0	<2,0	<1,0	<2,0	0,98	<1,0	<1,0	<5,0
MW-20	1/21/2020		<1,0	<1,0	<1,0	<1,0	<1,0	17,2	<1,0	<2,0	<2,0	<2,0	<2,0	<1,0	<1,0	<1,0	<1,0	<1,0	<1,0	<1,0	<5,0	NS	<1,0	<10	<1,0	<5,0	<25	<1,0	<1,0	<1,0	<2,0	<1,0	<2,0	<1,0	<2,0	0,88	<1,0	<1,0	<5,0
MW-20	10/20/2020		<1,0	<1,0	<1,0	<1,0	<1,0	25,5	<1,0	<2,0	<2,0	<2,0	<2,0	<1,0	<1,0	<1,0	<1,0	<1,0	<1,0	<1,0	<5,0	NS	<1,0	<10	<1,0	<5,0	<25	<1,0	<1,0	<1,0	<2,0	<1,0	<2,0	<1,0	<2,0	1,1	<1,0	<1,0	<5,0
MW-20	4/21/2021		<1,0	<1,0	<1,0	<1,0	0,26 J	20,9	<1,0	<2,0	<2,0	<2,0	<2,0	<1,0	<1,0	<1,0	<1,0	<1,0	<1,0	<1,0	<5,0	NS	<1,0	<10	<1,0	<5,0	2,7 J	<1,0	<1,0	<1,0	<2,0	<1,0	<2,0	<1,0	<2,0	0,9 J	<1,0	<1,0	<5,0
MW-20	12/14/2021		<1,0	<1,0	<1,0	<1,0	<1,0	17,4	<1,0	<2,0	<2,0	<2,0	<2,0	<1,0	<1,0	<1,0	<1,0	<1,0	<1,0	<1,0	<5,0	NS	<1,0	<10	<1,0	<5,0	<25	<1,0	<1,0	<1,0	<2,0	<1,0	<2,0	<1,0	<2,0	1,2	<1,0	<1,0	<5,0
MW-20	5/18/2022		<1,0	<1,0	<1,0	<1,0	<1,0	11	<1,0	<2,0	<2,0	<2,0	<2,0	<1,0	<1,0	<1,0	<1,0	<1,0	<1,0	<1,0	<5,0	NS	<1,0	<10	<1,0	<5,0	<25	<1,0	<1,0	<1,0	<2,0	<1,0	<2,0	<1,0	<2,0	<1,0	<1,0	<1,0	<5,0
MW-20	11/8/2022		<1,0	<1,0	<1,0	<1,0	<1,0	13,5	<1,0	<2,0	<2,0	<2,0	<2,0	<1,0	<1,0	<1,0	<1,0	<1,0	<1,0	<1,0	<5,0	NA	<1,0	<10	<1,0	<5,0	<25	<1,0	<1,0	<1,0	<2,0	<1,0	<2,0	<1,0	<2,0	0,68 J	<1,0	<1,0	<5,0
MW-20	4/20/2023		<1,0	<1,0	<1,0	<1,0	<1,0	16,8	<1,0	<2,0	<2,0	<2,0	<2,0	<1,0	<1,0	<1,0	<1,0	<1,0	<1,0	<1,0	<5,0	NA	<1,0	<10	<1,0	<5,0	<25	<1,0	<1,0	<1,0	<2,0	<1,0	<2,0	<1,0	<2,0	0,69 J	<1,0	<1,0	<5,0
MW-20	12/13/2023		<1,0	<1,0	<1,0	<1,0	<1,0	18,7	<1,0	<2,0	<2,0	<2,0	<2,0	<1,0	<1,0	<1,0	<1,0	<1,0	<1,0	<1,0	<5,0	NA	<1,0	<10	<1,0	<5,0	<25	<1,0	<1,0	<1,0	<2,0	<1,0	<2,0	<1,0	<2,0	0,63 J	<1,0	<1,0	<5,0
MW-20	5/1/2024		<1,0	<1,0	<1,0	<1,0	<1,0	18	<1,0	<5,0	<1,0	<5,0	<1,0	<1,0	<1,0	<1,0	<1,0	<1,0	<1,0	<1,0	<10	NA	<1,0	<10	<1,0	<10	*<10*	<1,0	<1,0	<1,0	<2,0	<1,0	<5,0	<1,0	<2,0	<1,0	<1,0	<1,0	<5,0
MW-21	7/26/2006		NS	<0,3	<0,2	<0,3	0,4	68,7	NS	<0,2	NS	NS	NS	<0,2	0,2	<0,4	<0,2	NS	<0,1	NS	<2,0	NA	<0,1	<0,6	NS	<2,0	<2,0	NS	<0,

Appendix A
Groundwater Analytical Results - February 2003 - December 2024 (µg/L)
Perma-Fix of South Georgia Inc., Valdosta, GA

			Chlorinated and Non-Chlorinated VOCs																																		
Sample Location	Sample Date	QA/QC Reference	1,1,1,2-Tetrachloroethane	1,1,1-Trichloroethane	1,1,2,2-Tetrachloroethane	1,1,2-Trichloroethane	1,1-Dichloroethane	1,1-Dichloroethene	1,1-Dichloropropene	1,2,3-Trichlorobenzene	1,2,3-Trichloropropane	1,2,4-Trichlorobenzene	1,2-Dibromoethane (EDB) (Ethylene dibromide)	1,2-Dichlorobenzene	1,2-Dichloroethane	1,2-Dichloropropane	1,3-Dichlorobenzene	1,3-Dichloropropane	1,4-Dichlorobenzene (para dichlorobenzene)	2,2-Dichloropropane	2-Butanone (MEK)	2-Chloroethyl Vinyl Ether	2-Chlorotoluene	2-Hexanone	4-Chlorotoluene	4-Methyl-2-Pentanone (MIBK)	Acetone	Bromobenzene	Bromochloromethane (Chlorobromomethane)	Bromodichloromethane (dichlorobromomethane, dichloromethylbromide)	Carbon Disulfide	Carbon Tetrachloride	Chlorobenzene	Chloroethane	Chloroform	Chloromethane	Cis-1,2-Dichloroethene	Cis-1,3-Dichloropropene	Dibromochloromethane (Chlorodibromomethane)	Dibromochloropropane (DBCP) (1,2-Dibromo-3-Chloropropane)
GW Standard			1 [b]	200 [a]	1 [b]	5 [a]	1 [b]	7 [a]	1 [b]	1 [a]	1 [b]	70 [a]	0,05 [a]	600 [a]	5 [a]	5 [a]	1 [b]	1 [a]	75 [a]	1 [b]	10 [b]	--	1 [b]	10 [b]	1 b	10 [b]	10 [b]	1 [b]	1 [b]	80 [a]	2 [b]	5 [a]	100 [a]	5 [b]	80 [a]	1 [b]	70 [a]	1 [b]	80 [a]	0,2 [a]
MW-21	3/6/2010		NS	<0,15	<0,085	<0,068	<0,050	25	NS	NS	NS	NS	NS	<0,052	<0,082	<0,098	<0,092	NS	<0,10	NS	NS	NA	NS	NS	NS	NS	NS	NS	NS	<0,10	NS	<0,082	<0,069	<0,18	<0,083	<0,050	<1,1406	NA	NA	NS
MW-21	5/29/2010		NS	<0,4	<0,23	<0,34	<0,45	32	NS	NS	NS	NS	NS	<0,32	<0,34	<0,34	<0,34	NS	<0,41	NS	NS	NA	NS	NS	NS	NS	NS	NS	NS	<0,31	NS	<0,51	<0,37	<0,66	<0,37	<0,53	<1,1407	NA	NA	NS
MW-21	8/4/2010		NS	<0,22	<0,29	<0,29	<0,22	29,9	NS	NS	NS	NS	NS	<0,26	<0,33	<0,27	<0,29	NS	<0,22	NS	NS	NA	NS	NS	NS	NS	NS	NS	NS	<0,28	NS	<0,34	<0,2	<0,51	<0,25	<0,5	<1,1408	NA	NA	NS
MW-21	10/15/2010		NS	<0,22	<0,29	<0,29	<0,22	29,5	NS	NS	NS	NS	NS	<0,26	<0,33	<0,27	<0,29	NS	<0,22	NS	NS	NA	NS	NS	NS	NS	NS	NS	NS	<0,28	NS	<0,34	<0,2	<0,51	<0,25	<0,5	<1,1409	NA	NA	NS
MW-21	2/28/2011		NS	<0,20	<0,23	<0,22	<0,25	22,3	NS	NS	NS	NS	NS	<0,25	<0,20	<0,25	<0,20	NS	<0,23	NS	NS	NA	NS	NS	NS	NS	NS	NS	NS	<0,20	NS	<0,25	<0,20	<0,50	<0,22	<0,50	<1,1410	NA	NA	NS
MW-21	5/27/2011		NS	<0,20	<0,23	<0,22	<0,25	17,4	NS	NS	NS	NS	NS	<0,25	<0,20	<0,25	<0,20	NS	<0,23	NS	NS	NA	NS	NS	NS	NS	NS	NS	NS	<0,20	NS	<0,25	<0,20	<0,50	<0,22	<0,50	<1,1411	NA	NA	NS
MW-21	8/24/2011		NS	<0,2	<0,23	<0,22	<0,25	16,8	NS	NS	NS	NS	NS	<0,25	<0,2	<0,25	<0,2	NS	<0,23	NS	NS	NA	NS	NS	NS	NS	NS	NS	NS	<0,2	NS	<0,25	<0,2	<0,5	0,26	<0,5	<1,1412	NA	NA	NS
MW-21	11/15/2011		NS	<0,2	<0,23	<0,22	<0,25	15,6	NS	NS	NS	NS	NS	<0,25	<0,2	<0,25	<0,2	NS	<0,23	NS	NS	NA	NS	NS	NS	NS	NS	NS	NS	<0,2	NS	<0,25	<0,2	<0,5	<0,22	<0,5	<1,1413	NA	NA	NS
MW-21	2/28/2012		NS	<0,2	<0,23	<0,22	<0,25	15,7	NS	NS	NS	NS	NS	<0,25	<0,2	<0,25	<0,2	NS	<0,23	NS	NS	NA	NS	NS	NS	NS	NS	NS	NS	<0,2	NS	<0,25	<0,2	<0,5	<0,22	<0,5	<1,1414	NA	NA	NS
MW-21	4/23/2012		NS	<0,2	<0,23	<0,22	<0,25	17,5	NS	NS	NS	NS	NS	<0,25	<0,2	<0,25	<0,2	NS	<0,23	NS	NS	NA	NS	NS	NS	NS	NS	NS	NS	<0,2	NS	<0,25	<0,2	<0,5	<0,22	<0,5	<1,1415	NA	NA	NS
MW-21	8/20/2012		NS	<0,2	<0,23	<0,22	<0,25	16,1	NS	NS	NS	NS	NS	<0,25	<0,2	<0,25	<0,2	NS	<0,23	NS	NS	NA	NS	NS	NS	NS	NS	NS	NS	<0,2	NS	<0,25	<0,2	<0,5	<0,22	<0,5	<1,1416	NA	NA	NS
MW-21	11/14/2012		NS	<0,2	<0,24	<0,2	0,22	22,2	NS	NS	NS	NS	NS	<0,22	<0,22	<0,26	<0,25	NS	<0,2	NS	NS	NA	NS	NS	NS	NS	NS	NS	NS	<0,2	NS	<0,31	<0,2	<0,5	<0,26	<0,5	<1,1417	NA	NA	NS
MW-21	3/4/2013		NS	<0,2	<0,24	<0,2	<0,21	23,5	NS	NS	NS	NS	NS	<0,22	<0,22	<0,26	<0,25	NS	<0,2	NS	NS	NA	NS	NS	NS	NS	NS	NS	NS	<0,2	NS	<0,31	<0,2	<0,5	<0,26	<0,5	<1,1418	NA	NA	NS
MW-21	6/10/2013		NS	<0,2	<0,24	<0,2	<0,21	11,1	NS	NS	NS	NS	NS	<0,22	<0,22	<0,26	<0,25	NS	<0,2	NS	NS	NA	NS	NS	NS	NS	NS	NS	NS	<0,2	NS	<0,31	<0,2	<0,5	0,27	<0,5	<1,1419	NA	NA	NS
MW-21	8/26/2013		NS	<0,2	<0,24	<0,2	<0,21	13,4	NS	NS	NS	NS	NS	<0,22	<0,22	<0,26	<0,25	NS	<0,2	NS	NS	NA	NS	NS	NS	NS	NS	NS	NS	<0,2	NS	<0,31	<0,2	<0,5	<0,26	<0,5	<1,1420	NA	NA	NS
MW-21	12/13/2013		NS	<0,2	<0,24	<0,2	<0,21	20,1	NS	NS	NS	NS	NS	<0,22	<0,22	<0,26	<0,25	NS	<0,2	NS	NS	NA	NS	NS	NS	NS	NS	NS	NS	<0,2	NS	<0,31	<0,2	<0,5	<0,26	<0,5	<1,1421	NA	NA	NS
MW-21	3/21/2014		NS	<0,34	<0,27	<0,32	<0,26	16,4	NS	NS	NS	NS	NS	<0,29	<0,24	<0,36	<0,20	NS	<0,2	NS	NS	NA	NS	NS	NS	NS	NS	NS	NS	<0,26	NS	<0,41	<0,2	<0,5	<0,31	<0,53	<1,1422	NA	NA	NS
MW-21	6/16/2014		NS	<0,34	<0,27	<0,32	<0,26	17,7	NS	NS	NS	NS	NS	<0,29	<0,24	<0,36	<0,20	NS	<0,2	NS	NS	NA	NS	NS	NS	NS	NS	NS	NS	<0,26	NS	<0,41	<0,2	<0,5	<0,31	<0,53	<1,1423	NA	NA	NS
MW-21	12/11/2014		NS	<1,0	<0,50	<1,0	<1,0	13	NS	<5,0	NS	NS	NS	<1,0	<1,0	<2,0	<1,0	NS	<1,0	NS	NA	NA	<5,0	NA	NS	NA	NA	NS	<5,0	<1,0	NA	<1,0	<1,0	<2,0	<1,0	<2,0	<1,1424	NA	NA	NS
MW-21	3/15/2015		NS	0,26	<1,0	<1,0	<1,0	3,2	NS	NS	NS	NS	NS	<1,0	<1,0	<1,0	<1,0	NS	<1,0	NS	NS	NA	NS	NS	NS	NS	NS	NS	NS	<1,0	NS	<1,0	<1,0	<2,0	<1,0	<2,0	<1,1425	NA	NA	NS
MW-21	6/7/2015		NS	<1,0	<1,0	<1,0	<1,0	7,2	NS	NS	NS	NS	NS	<1,0	<1,0	<1,0	<1,0	NS	<1,0	NS	NS	<5,0	NS	NS	NS	NS	NS	NS	NS	<1,0	NS	<1,0	<1,0	<2,0	<1,0	<2,0	<1,1426	<1,0	<1,0	NS
MW-21	8/13/2015		NS	<1,0	<1,0	<1,0	<1,0	9,9	NS	NS	NS	NS	NS	<1,0	<1,0	<1,0	<1,0	NS	<1,0	NS	NS	<5,0	NS	NS	NS	NS	NS	NS	NS	<1,0	NS	<1,0	<1,0	<2,0	<1,0	<2,0	<1,1427	<1,0	<1,0	NS
MW-21	12/16/2015		NS	<1,0	<1,0	<1,0	<1,0	6,4	NS	NS	NS	NS	NS	<1,0	<1,0	<1,0	<1,0	NS	<1,0	NS	NS	<5,0	NS	NS	NS	NS	NS	NS	<1,0	<1,0	NS	<1,0	<1,0	<2,0	<1,0	<2,0	<1,1428	<1,0	<1,0	NS
MW-21	3/16/2016		NS	<1,0	<1,0	<1,0	<1,0	8,8	NS	NS	NS	NS	NS	<1,0	<1,0	<1,0	<1,0	NS	<1,0	NS	NS	<5,0	NS	NS	NS	NS	NS	NS	NS	<1,0	NS	<1,0	<1,0	<2,0	<1,0	<2,0	<1,1429	<1,0	<1,0	NS
MW-21	6/14/2016		<1,0	<1,0	<1,0	<1,0	<1,0	5,6	<1,0	<2,0	<2,0	<2,0	<2,0	<1,0	<1,0	<1,0	<1,0	<1,0	<1,0	<1,0	<5,0	NS	<1,0	<10	<1,0	<5,0	<25	<1,0	<1,0	<1,0	<2,0	<1,0	<1,0	<2,0	<1,0	<2,0	<1,1430	<1,0	<1,0	<5,0
MW-21	9/21/2016		<1,0	<1,0	<1,0	<1,0	<1,0	5,8	<1,0	<2,0	<2,0	<2,0	<2,0	<1,0	<1,0	<1,0	<1,0	<1,0	<1,0	<1,0	<5,0	NS	<1,0	<10	<1,0	<5,0	<25	<1,0	<1,0	<1,0	<2,0	<1,0	<1,0	<2,0	<1,0	<2,0	<1,1431	<1,0	<1,0	<5,0
MW-21	1/18/2017		<1,0	<1,0	<1,0	<1,0	<1,0	6,1	<1,0	<2,0	<2,0	<2,0	<2,0	<1,0	<1,0	<1,0	<1,0	<1,0	<1,0	<1,0	<5,0	NS	<1,0	<10	<1,0	<5,0	<25	<1,0	<1,0	<1,0	<2,0	<1,0	<1,0	<2,0	<1,0	<2,0	<1,1432	<1,0	<1,0	<5,0
MW-21	3/22/2017		<1,0	<1,0	<1,0	<1,0	<1,0	6,8	<1,0	<2,0	<2,0	<2,0	<2,0	<1,0	<1,0	<1,0	<1,0	<1,0	<1,0	<1,0	<5,0	NS	<1,0	<10	<1,0	<5,0	<25	<1,0	<1,0	<1,0	<2,0	<1,0	<1,0	<2,0	<1,0	<2,0	<1,0	<1,0	<1,0	<5,0
MW-21	6/29/2017		<1,0	<1,0	<1,0	<1,0	<1,0	6,6	<1,0	<2,0	<2,0	<2,0	<2,0	<1,0	<1,0	<1,0	<1,0	<1,0	<1,0	<1,0	<5,0	NS	<1,0	<10	<1,0	<5,0	<25	<1,0	<1,0	<1,0	<2,0	<1,0	<1,0	<2,0	<1,0	<2,0	<1,0	<1,0	<1,0	<5,0
MW-21	1/11/2018		<1,0	<1,0	<1,0	<1,0	<1,0	6,1	<1,0	<2,0	<2,0	<2,0	<2,0	<1,0	<1,0	<1,0	<1,0	<1,0	<1,0	<1,0	<5,0	NS	<1,0	<10	<1,0	<5,0	<25	<1,0	<1,0	<1,0	<2,0	<1,0	<1,0	<2,0	<1,0	<2,0	<1,0	<1,0	<1,0	<5,0
MW-21	6/26/2018		<1,0	<1,0	<1,0	<1,0	<1,0	7,7	<1,0	<2,0	<2,0	<2,0	<2,0	<1,0	<1,0	<1,0	<1,0	<1,0	<1,0	<1,0	<5,0	NS	<1,0	<10	<1,0	<5,0	<25	<1,0	<1,0	<1,0	<2,0	<1,0	<1,0	<2,0	<1,0	<2,0	<1,0	<1,0	<1,0	<5,0
MW-21	10/17/2018	DUP	<1,0	<1,0	<1,0	<1,0	<1,0	6,6	<1,0	<2,0	<2,0	<2,0	<2,0	<1,0	<1,0	<1,0	<1,0	<1,0	<1,0	<1,0	<5,0	NS	<1,0	<10	<1,0	<5,0	<25	<1,0	<1,0	<1,0	<2,0	<1,0	<1,0	<2,0	<1,0	<2,0	<1,0	<1,0	<1,0	<5,0
MW-21	10/17/2018		<1,0	<1,0	<1,0	<1,0	<1,0	6,3	<1,0	<2,0	<2,0	<2,0	<2,0	<1,0	<1,0	<1,0	<1,0	<1,0	<1,0	<1,0	<5,0	NS	<1,0	<10	<1,0	<5,0	<25	<1,0	<1,0	<1,0	<2,0	<1,0	<1,0	<2,0	<1,0	<2,0	<1,0	<1,0	<1,0	<5,0
MW-21	4/23/2019		<1,0	<1,0	<1,0	<1,0	<1,0	5,9	<1,0	<2,0	<2,0	<2,0	<2,0	<1,0	<1,0	<1,0	<1,0	<1,0	<1,0	<1,0	<5,0	NS	<1,0	<10	<1,0	<5,0	<25	<1,0	<1,0	<1,0	<2,0	<1,0	<1,0	<2,0	<1,0	<2,0	<1,0	<1,0	<1,0	<5,0
MW-21	7/30/2019		<1,0	<1,0	<1,0	<1,0	<1,0	5,2	<1,0	<2,0	<2,0	<2,0	<2,0	<1,0	<1,0	<1,0	<1,0	<1,0	<1,0	<1,0	<5,0	NS	<1,0	<10	<1,0	<5,0	<25	<1,0	<1,0	<1,0	<2,0	<1,0	<1,0	<2,0	<1,0	<2,0	<1,0	<1,0	<1,0	<5,0
MW-21	10/29/2019		<1,0	<1,0	<1,0	<1,0	<1,0	2,9	<1,0	<2,0	<2,0	<2,0	<2,0	<1,0	<1,0	<1,0	<1,0	<1,0	<1,0	<1,0	<5,0	NS	<1,0	<10	<1,0	<5,0	<25	<1,0	<1,0	<1,0	<2,0	<1,0	<1,0	<2,0	<1,0	<2,0	<1,0	<1,0	<1,0	<5,0
MW-21	1/22/2020		<1,0	<1,0	<1,0	<1,0	<1,0	2,2	<1,0	<2,0	<2,0	<2,0	<2,0	<1,0	<1,0	<1,0	<1,0	<1,0	<1,0	<1,0	<5,0	NS	<1,0	<10	<1,0	<5,0	<25	<1,0	<1,0	<1,0	<2,0	<1,0	<1,0	<2,0	<1,0	<2,0	<1,0	<1,0	<1,0	<5,0
MW-21	10/20/2020		<1,0	<1,0	<1,0	<1,0	<1,0	5,8	<1,0	<2,0	<2,0	<2,0	<2,0	<1,0	<1,0	<1,0	<1,0	<1,0	<1,0	<1,0	<5,0	NS	<1,0	<10	<1,0	<5,0	<25	<1,0	<1,0	<1,0	<2,0	<1,0	<1,0	<2,0	<1,0	<2,0	<1,0	<1,0	<1,0	<5,0
MW-21	4/21/2021		<1,0	<1,0	<1,0	<1,0	<1,0	7,4	<1,0	<2,0	<2,0	<2,0	<2,0	<1,0	<1,0	<1,0	<1,0	<1,0	<1,0	<1,0	<5,0	NS	<1,0	<10	<1,0	<5,0	<25	<1,0	<1,0	<1,0	<2,0	<1,0	<1,0	<2,0	<1,0	<2,0	<1,0	<1,0	<1,0	<5,0
MW-21	12/14/2021		<1,0	<1,0	<1,0	<1,0	<1,0	4,8	<1,0	<2,0	<2,0	<2,0	<2,0	<1,0	<1,0	<1,0	<1,0	<1,0	<1,0	<1,0	<5,0	NS	<1,0	<10	<1,0	<5,0	<25	<1,0	<1,0	<1,0	<2,0	<1,0	<1,0	<2,0	<1,0	<2,0	<1,0	<1,0	<1,0	<5,0
MW-21	5/18/2022		<1,0	<1,0	<1,0	<1,0	<1,0	4,6	<1,0	<2,0	<2,0	<2,0	<2,0	<1,0	<1,0	<1,0	<1,0	<1,0	<1,0	<1,0	<5,0	NS	<1,0	<10	<1,0	<5,0	<25	<1,0	<1,0	<1,0	<2,0	<1,0	<1,0	<2,0	<1,0	<2,0	<1,0	<1,0	<1,0	<5,0
MW-21	11/8/2022	DUP	<1,0	<1,0	<1,0	<1,0	<1,0	3,1	<1,0	<2,0	<2,0	<2,0	<2,0	<1,0	<1,0	<1,0	<1,0	<1,0	<1,0	<1,0	<5,0	NA	<1,0	<10	<1,0	<5,0	<25	<1,0	<1,0	<1,0	<2,0	<1,0	<1,0	<2,0	<1,0	<2,0	<1,0	<1,0	<1,0	<5,0
MW-21	11/8/2022		<1,0	<1,0	<1,0	<1,0	<1,0	3,5	<1,0	<2,0	<2,0	<2,0	<2,0	<1,0	<1,0	<1,0	<1,0	<1,0	<1,0	<1,0	<5,0	NA	<1,0	<10	<1,0	<5,0	<25	<1,0	<1,0	<1,0	<2,0	<1,0	<1,0	<2,0	<1,0	<2,0	<1,0	<1,0	<1,0	<5,0
MW-21	4/20/2023		<1,0	<1,0	<1,0	<1,0	<1,0	3,3	<1,0	<2,0	<2,0	<2,0	<2,0	<1,0	<1,0	<1,0	<1,0	<1,0	<1,0	<1,0	<5,0	NA	<1,0	<10	<1,0	<5,0	<25	<1,0	<1,0	<1,0	<2,0	<1,0	<1,0	<2,0	<1,0	<2,0	<1,0	<1,0	<1,0	<5,0
MW-21	12/13/2023		<1,0	<1,0	<1,0	<1,0	<1,0	2,6	<1,0	<2,0	<2,0	<2,0	<2,0	<1,0	<1,0	<1,0	<1,0	<1,0	<1,0	<1,0	<5,0	NA	<1,0	<10	<1,0	<5,0	<25	<1,0	<1,0	<1,0	<2,0	<1,0	<1,0	<2,0	<1,0	<2,0	<1,0	<1,0	<1,0	<5,0
MW-21	5/1/2024		<1,0	<1,0	<1,0	<1,0	<1,0	3,3	<1,0	<5,0	<1,0	<5,0	<1,0	<1,0	<1,0	<1,0	<1,0	<1,0	<1,0	<1,0	<10	NA	<1,0	<10	<1,0	<10	<10	<10	<1,0	<1,0	<1,0	<2,0	<1,0	<5,0	<1,0	<1,0	<1,0	<1,0	<1,0	<5,0
MW-26	8/30/2007		NS	<0,3	NS	NS	<0,2	<0,2	NS	NS	NS	NS	NS	NS	<0,1	NS	NS	NS	NS	NS	NS	NA	NS	NS	NS	NS	NS	NS	NS	NS	NS	NS	NS	<0,3	NS	NS	<1,1471	NA	NA	NS
MW-26	12/20/2007		NS	<0,3	<0,1	<0,4	<0,5	<0,4	NS	NS	NS	NS	NS	<0,3	<0,2	<0,4	<0,3	NS	<0,2	NS	NS	NA	NS	NS	NS	NS	NS	NS	NS	<0,3	NS	<0,5	<0,2	<0,9	<0,3	<0,4	<1,1472	NA	NA	NS
MW-26	3/18/2008		NS	1,6	<0,14	<0,35	<0,45	<0,36	NS	NS	NS	NS	NS	<0,30	<0,19	<0,44	<0,25	NS	<0,18	NS	NS	NA	NS	NS	NS	NS	NS	NS	NS	<0,29	NS	<0,53	<0,21	<0,85	<0,34	<0,36	<1,1473	NA	NA	NS
MW-26	6/20/2008		NS	<0,34	<0,14	<0,35	<0,45	<0,36	NS	NS	NS	NS	NS	<0,30	<0,19	<0,44	<0,25	NS	<0,18	NS	NS	NA	NS	NS	NS	NS	NS	NS	NS	<0,29	NS	<0,53	<0,21	<0,85	<0,34	<0,36	<1,1474	NA	NA	NS
MW-26	9/22/2008		NS	<0,37	<0,21	<0,40	<0,37	<0,34	NS	NS	NS	NS	NS	<0,08	<0,43	<0,52	<0,23	NS	<0,20	NS	NS	NA	NS	NS	NS	NS	NS	NS	NS	<0,12	NS	<0,45	<0,24	<0,36	<0,43	<0,39	<1,1475	NA	NA	NS
MW-26	12/15/2008		NS	2,6	<0,21	<0,40	<0,37	<0,34	NS	NS	NS	NS	NS	<0,12	<0,43	<0,52	<0,23	NS	<0,20	NS	NS	NA	NS	NS	NS	NS	NS	NS	1	<0,08	NS	<0,45	<0,24	<0,36	<0,43	<0,39	<1,1476	NA	NA	NS
MW-26	3/30/2009		NS	<0,27	<0,33	<0,37	<0,33	<0,24	NS	NS	NS	NS	NS	<0,27	<0,65	<0,2	<0,3	NS	<0,38	NS	NS	NA	NS	NS	NS	NS	NS	NS	NS	<0,37	NS	<0,38	<0,27	<0,3	<0,2	<0,34	<1,1477	NA	NA	NS
MW-26	7/10/2009		NS	<0,4	<0,23	<0,34	<0,45	<0,5	NS	NS	NS	NS	NS	<0,32	<0,34	<0,34	<0,34	NS	<0,41	NS	NS	NA	NS	NS	NS	NS	NS	NS	NS	<0,31	NS	<0,51	<0,37	<0,66	<0,37	<0,53	<1,1478	NA	NA	NS
MW-26	9/30/2009		NS	<0,27	<0,33	<0,37	<0,33	<0,24	NS	NS	NS	NS	NS	<0,27	<0,65	<0,20	<0,30	NS	<0,38	NS	NS	NA	NS	NS	NS	NS	NS	NS	NS	<0,37	NS	<0,38	<0,27	<0,30	<0,20	<0,34	<1,1479	NA	NA	NS
MW-26	12/10/2009		NS	<0,35	<0,19	<0,40	<0,35	<0,32	NS	NS	NS	NS	NS	<0,40	<0,44	<0,49	<0,35	NS	<0,26	NS	NS	NA	NS	NS	NS	NS	NS	NS	NS	<0,11	NS	<0,42	<0,23	<0,34	<0,40	<0,40	<1,1480	NA	NA	NS
MW-26	3/6/2010		NS	<0,15	<0,085	<0,068	<0,050	<0,15	NS	NS	NS	NS	NS	<0,052	<0,082	<0,098	<0,092	NS	<0,10	NS	NS	NA	NS	NS	NS	NS	NS	NS	NS	<0,10	NS	<0,082	<0,069	<0,18	<0,083	<0,050	<1,1481	NA	NA	NS
MW-26	5/29/2010		NS	<0,4	<0,23	<0,34	<0,45	<0,5	NS	NS	NS	NS	NS	<0,32	<0,34	<0,34	<0,34	NS	<0,41	NS	NS	NA	NS	NS	NS	NS	NS	NS	NS	<0,31	NS	<0,51	<0,37	<0,66	<0,37	<0,53	<1,1482	NA	NA	NS
MW-26	8/4/2010		NS	<0,22	<0,29	<0,29	<0,22	<0,29	NS	NS	NS	NS	NS	<0,26	<0,33	<0,27	<0,29	NS	<0,22	NS	NS	NA	NS	NS	NS	NS	NS	NS	NS	<0,28	NS	<0,34	<0,2	<0,51	<0,25	0,69	<1,1483	NA	NA	NS
MW-26	10/15/2010	DUP	NS	<0,22	<0,29	<0,29	<0,22	<0,29	NS	NS	NS	NS	NS	<0,26	<0,33	<0,27	<0,29	NS	<0,22	NS	NS	NA	NS	NS	NS	NS	NS	NS	NS	<0,28	NS	<0,34	<0,2	<0,51	<0,25	<0,5	<1,1485	NA	NA	NS
MW-26	10/15/2010		NS	<0,22	<0,29	<0,29	<0,22	<0,29	NS	NS	NS	NS	NS	<0,26	<0,33	<0,27	<0,29	NS	<0,22	NS	NS	NA	NS	NS	NS	NS	NS	NS	NS	<0,28	NS	<0,34	<0,2	<0,51	0,28	<0,5	<1,1484	NA	NA	NS
MW-26	2/28/2011		NS	<0,20	<0,23	<0,22	<0,25	<0,23	NS	NS	NS	NS	NS	<0,25	<0,20	<0,25	<0,20	NS	<0,23	NS	NS	NA	NS	NS	NS	NS	NS	NS	NS	<0,20	NS	<0,25	<0,20	<0,50	0,3	<0,50	<1,1486	NA	NA	NS
MW-26	5/27/2011		NS	<0,20	<0,23	<0,22	<0,25	<0,23	NS	NS	NS	NS	NS	<0,25	<0,20	<0,25	<0,20	NS	<0,23	NS	NS	NA	NS	NS	NS	NS	NS	NS	NS	<0,20	NS	<0,25	<0,20	<0,50	0,3	<0,50	<1,1487	NA	NA	NS
MW-26	8/24/2011		NS	<0,2	<0,23	<0,22	<0,25	<0,23	NS	NS	NS	NS	NS	<0,25	<0,2	<0,25	<0,2	NS	<0,23	NS	NS	NA	NS	NS	NS	NS	NS	NS	NS	<0,2	NS	<0,25	<0,2	<0,5	0,62	<0,5	<1,1488	NA	NA	NS
MW-26	11/15/2011		NS	<0,2	<0,23	<0,22	<0,25	<0,23	NS	NS	NS	NS	NS	<0,25	<0,2	<0,25	<0,2	NS	<0,23	NS	NS	NA	NS	NS	NS	NS	NS	NS	NS	<0,2	NS	<0,25	<0,2	<0,5	<0,22	<0,5	<1,1489	NA	NA	NS
MW-26	2/28/2012		NS	<0,2	<0,23	<0,22	<0,25	<0,23	NS	NS	NS	NS	NS	<0,25	<0,2	<0,25	<0,2	NS	<0,23	NS	NS	NA	NS	NS	NS	NS	NS	NS	NS	<0,2	NS	<0,25	<0,2	<0,5	<0,22	<0,5	<1,1490	NA	NA	NS
MW-26	4/23/2012		NS	<0,2	<0,23	<0,22	<0,25	<0,23	NS	NS	NS	NS	NS	<0,25	<0,2	<0,25	<0,2	NS	<0,23	NS	NS	NA	NS	NS	NS	NS	NS	NS	NS	<0,2	NS	<0,25	<0,2	<0,5	<0,22	<0,5	<1,1491	NA	NA	NS
MW-26	8/20/2012		NS	<0,2	<0,23	<0,22	<0,25	<0,23	NS	NS	NS	NS	NS	<0,25	<0,2	<0,25	<0,2	NS	<0,23	NS	NS	NA	NS	NS	NS	NS	NS	NS	NS	<0,2	NS	<0,25	<0,2	<0,5	<0,22	<0,5	<1,1492	NA	NA	NS
MW-26	11/14/2012		NS	<0,2	<0,24	<0,2	<0,21	<0,2	NS	NS	NS	NS	NS	<0,22	<0,22	<0,26	<0,25	NS	<0,2	NS	NS	NA	NS	NS	NS	NS	NS	NS	NS	<0,2	NS	<0,31	<0,34	<0,5	<0,26	<0,5	<1,1493	NA	NA	NS
MW-26	3/4/2013		NS	<0,2	<0,24	<0,2	<0,21	<0,2	NS	NS	NS	NS	NS	<0,22	<0,22	<0,26	<0,25	NS	<0,2	NS	NS	NA	NS	NS	NS	NS	NS	NS	NS	<0,2	NS	<0,31	<0,2	<0,5	<0,26	<0,5	<1,1494	NA	NA	NS
MW-26	6/10/2013		NS	<0,2	<0,24	<0,2	<0,21	<0,2	NS	NS	NS	NS	NS	<0,22	<0,22	<0,26	<0,25	NS	<0,2	NS	NS	NA	NS	NS	NS	NS	NS	NS	NS	<0,2	NS	<0,31	<0,2	<0,5	<0,26	<0,5	<1,1495	NA	NA	NS
MW-26	8/27/2013		NS	<0,2	<0,24	<0,2	<0,21	<0,2	NS	NS	NS	NS	NS	<0,22	<0,22	<0,26	<0,25	NS	<0,2	NS	NS	NA	NS	NS	NS	NS	NS	NS	NS	<0,2	NS	<0,31	<0,2	<0,5	<0,26	<0,5	<1,1496	NA	NA	NS
MW-26	12/13/2013		NS	<0,2	<0,24	<0,2	<0,21	<0,2	NS	NS	NS	NS	NS	<0,22	<0,22	<0,26	<0,25	NS	<0,2	NS	NS	NA	NS	NS	NS	NS	NS	NS	NS	<0,2	NS	<0,31	<0,2	<0,5	<0,26	<0,5	<1,1497	NA	NA	NS
MW-26	3/20/2014		NS	0,87	<0,27	<0,32	<0,26	<0,25	NS	NS	NS	NS	NS	<0,29	<0,24	<0,36	<0,20	NS	<0,2	NS	NS	NA	NS	NS	NS	NS	NS	NS	NS	<0,26	NS	<0,41	<0,2	<0,5	<0,31	<0,53	<1,1498	NA	NA	NS
MW-26	6/17/2014		NS	<0,34	<0,27	<0,32	<0,26	<0,25	NS	NS	NS	NS	NS	<0,29

Appendix A
Groundwater Analytical Results - February 2003 - December 2024 (µg/L)
Perma-Fix of South Georgia Inc., Valdosta, GA

Chlorinated and Non-Chlorinated VOCs																																						
Sample Location	Sample Date	QA/QC Reference	1,1,1,2-Tetrachloroethane	1,1,1-Trichloroethane	1,1,2,2-Tetrachloroethane	1,1,2-Trichloroethane	1,1-Dichloroethane	1,1-Dichloroethene	1,1-Dichloropropene	1,2,3-Trichlorobenzene	1,2,3-Trichloropropane	1,2,4-Trichlorobenzene	1,2-Dibromoethane (EDB) (Ethylene dibromide)	1,2-Dichlorobenzene	1,2-Dichloroethane	1,2-Dichloropropane	1,3-Dichlorobenzene	1,3-Dichloropropane	1,4-Dichlorobenzene (para dichlorobenzene)	2,2-Dichloropropane	2-Butanone (MEK)	2-Chloroethyl Vinyl Ether	2-Chlorotoluene	2-Hexanone	4-Chlorotoluene	4-Methyl-2-Pentanone (MIBK)	Acetone	Bromobenzene	Bromochloromethane (Chlorobromomethane)	Bromodichloromethane (dichlorobromomethane, dichloromethylbromide)	Carbon Disulfide	Carbon Tetrachloride	Chlorobenzene	Chloroethane	Chloroform	Chloromethane	Cis-1,2-Dichloroethene	Cis-1,3-Dichloropropene	Dibromochloromethane (Chlorodibromomethane)	Dibromochloropropane (DBCP) (1,2-Dibromo-3-Chloropropane)
GW Standard			1 [b]	200 [a]	1 [b]	5 [a]	1 [b]	7 [a]	1 [b]	1 [a]	1 [b]	70 [a]	0,05 [a]	600 [a]	5 [a]	5 [a]	1 [b]	1 [b]	75 [a]	1 [b]	10 [b]	--	1 [b]	10 [b]	1 b	10 [b]	10 [b]	1 [b]	1 [b]	80 [a]	2 [b]	5 [a]	100 [a]	5 [b]	80 [a]	1 [b]	70 [a]	1 [b]	80 [a]	0,2 [a]
MW-26	3/16/2016		NS	<1,0	<1.0	<1.0	<1.0	<1.0	NS	NS	NS	NS	NS	<1.0	<1.0	<1.0	<1.0	NS	<1.0	NS	NS	<5.0	NS	NS	NS	NS	NS	NS	NS	<1.0	NS	<1.0	<1.0	<2.0	<1.0	<2.0	<1.1506	<1.0	<1.0	NS
MW-26	6/13/2016		<1.0	0.42	<1.0	<1.0	<1.0	<1.0	<1.0	<2.0	<2.0	<2.0	<2.0	<1.0	<1.0	<1.0	<1.0	<1.0	<1.0	<1.0	<5.0	NS	<1.0	<10	<1.0	<5.0	<25	<1.0	<1.0	<1.0	<2.0	<1.0	<1.0	<2.0	<1.0	<2.0	<1.1507	<1.0	<1.0	<5.0
MW-26	9/20/2016		<1.0	1.5	<1.0	<1.0	<1.0	<1.0	<1.0	<2.0	<2.0	<2.0	<2.0	<1.0	<1.0	<1.0	<1.0	<1.0	<1.0	<1.0	<5.0	NS	<1.0	<10	<1.0	<5.0	<25	<1.0	<1.0	<1.0	<2.0	<1.0	<1.0	<2.0	<1.0	<2.0	<1.1508	<1.0	<1.0	<5.0
MW-26	1/17/2017		<1.0	<1.0	<1.0	<1.0	<1.0	<1.0	<1.0	<2.0	<2.0	<2.0	<2.0	<1.0	<1.0	<1.0	<1.0	<1.0	<1.0	<1.0	<5.0	NS	<1.0	<10	<1.0	<5.0	<25	<1.0	<1.0	<1.0	<2.0	<1.0	<1.0	<2.0	<1.0	<2.0	<1.1509	<1.0	<1.0	<5.0
MW-26	3/20/2017		<1.0	<1.0	<1.0	<1.0	<1.0	<1.0	<1.0	<2.0	<2.0	<2.0	<2.0	<1.0	<1.0	<1.0	<1.0	<1.0	<1.0	<1.0	<5.0	NS	<1.0	<10	<1.0	<5.0	<25	<1.0	<1.0	<1.0	<2.0	<1.0	<1.0	<2.0	<1.0	<2.0	<1.0	<1.0	<1.0	<5.0
MW-26	6/26/2017		<1.0	<1.0	<1.0	<1.0	<1.0	<1.0	<1.0	<2.0	<2.0	<2.0	<2.0	<1.0	<1.0	<1.0	<1.0	<1.0	<1.0	<1.0	<5.0	NS	<1.0	<10	<1.0	<5.0	<25	<1.0	<1.0	<1.0	<2.0	<1.0	<1.0	<2.0	<1.0	<2.0	<1.0	<1.0	<1.0	<5.0
MW-26	9/18/2017		<1.0	0,56	<1.0	<1.0	<1.0	<1.0	<1.0	<2.0	<2.0	<2.0	<2.0	<1.0	<1.0	<1.0	<1.0	<1.0	<1.0	<1.0	<5.0	NS	<1.0	<10	<1.0	<5.0	<25	<1.0	<1.0	<1.0	<2.0	<1.0	<1.0	<2.0	<1.0	<2.0	<1.0	<1.0	<1.0	<5.0
MW-26	1/8/2018		<1.0	<1.0	<1.0	<1.0	<1.0	<1.0	<1.0	<2.0	<2.0	<2.0	<2.0	<1.0	<1.0	<1.0	<1.0	<1.0	<1.0	<1.0	<5.0	NS	<1.0	<10	<1.0	<5.0	<25	<1.0	<1.0	<1.0	<2.0	<1.0	<1.0	<2.0	<1.0	<2.0	<1.0	<1.0	<1.0	<5.0
MW-26	3/12/2018		<1.0	<1.0	<1.0	<1.0	<1.0	<1.0	<1.0	<2.0	<2.0	<2.0	<2.0	<1.0	<1.0	<1.0	<1.0	<1.0	<1.0	<1.0	<5.0	NS	<1.0	<10	<1.0	<5.0	<25	<1.0	<1.0	<1.0	<2.0	<1.0	<1.0	<2.0	<1.0	<2.0	<1.0	<1.0	<1.0	<5.0
MW-26	6/25/2018		<1.0	<1.0	<1.0	<1.0	<1.0	<1.0	<1.0	<2.0	<2.0	<2.0	<2.0	<1.0	<1.0	<1.0	<1.0	<1.0	<1.0	<1.0	<5.0	NS	<1.0	<10	<1.0	<5.0	<25	<1.0	<1.0	<1.0	<2.0	<1.0	<1.0	<2.0	<1.0	<2.0	<1.0	<1.0	<1.0	<5.0
MW-26	10/16/2018		<1.0	<1.0	<1.0	<1.0	<1.0	<1.0	<1.0	<2.0	<2.0	<2.0	<2.0	<1.0	<1.0	<1.0	<1.0	<1.0	<1.0	<1.0	<5.0	NS	<1.0	<10	<1.0	<5.0	<25	<1.0	<1.0	<1.0	<2.0	<1.0	<1.0	<2.0	<1.0	<2.0	<1.0	<1.0	<1.0	<5.0
MW-26	1/21/2019		<1.0	<1.0	<1.0	<1.0	<1.0	<1.0	<1.0	<2.0	<2.0	<2.0	<2.0	<1.0	<1.0	<1.0	<1.0	<1.0	<1.0	<1.0	<5.0	NS	<1.0	<10	<1.0	<5.0	<25	<1.0	<1.0	<1.0	<2.0	<1.0	<1.0	<2.0	<1.0	<2.0	<1.0	<1.0	<1.0	<5.0
MW-26	4/22/2019		<1.0	<1.0	<1.0	<1.0	<1.0	<1.0	<1.0	<2.0	<2.0	<2.0	<2.0	<1.0	<1.0	<1.0	<1.0	<1.0	<1.0	<1.0	<5.0	NA	<1.0	<10	<1.0	<5.0	<25	<1.0	<1.0	<1.0	<2.0	<1.0	<1.0	<2.0	<1.0	<2.0	<1.0	<1.0	<1.0	<5.0
MW-26	7/29/2019		<1.0	<1.0	<1.0	<1.0	<1.0	<1.0	<1.0	<2.0	<2.0	<2.0	<2.0	<1.0	<1.0	<1.0	<1.0	<1.0	<1.0	<1.0	<5.0	NS	<1.0	<10	<1.0	<5.0	<25	<1.0	<1.0	<1.0	<2.0	<1.0	<1.0	<2.0	<1.0	<2.0	<1.0	<1.0	<1.0	<5.0
MW-26	10/28/2019		<1.0	<1.0	<1.0	<1.0	<1.0	<1.0	<1.0	<2.0	<2.0	<2.0	<2.0	<1.0	<1.0	<1.0	<1.0	<1.0	<1.0	<1.0	<5.0	NS	<1.0	<10	<1.0	<5.0	<25	<1.0	<1.0	<1.0	<2.0	<1.0	<1.0	<2.0	<1.0	<2.0	<1.0	<1.0	<1.0	<5.0
MW-26	1/21/2020		<1.0	<1.0	<1.0	<1.0	<1.0	<1.0	<1.0	<2.0	<2.0	<2.0	<2.0	<1.0	<1.0	<1.0	<1.0	<1.0	<1.0	<1.0	<5.0	NA	<1.0	<10	<1.0	<5.0	<25	<1.0	<1.0	<1.0	<2.0	<1.0	<1.0	<2.0	<1.0	<2.0	<1.0	<1.0	<1.0	<5.0
MW-26	10/20/2020		<1.0	<1.0	<1.0	<1.0	<1.0	<1.0	<1.0	<2.0	<2.0	<2.0	<2.0	<1.0	<1.0	<1.0	<1.0	<1.0	<1.0	<1.0	<5.0	NS	<1.0	<10	<1.0	<5.0	<25	<1.0	<1.0	<1.0	<2.0	<1.0	<1.0	<2.0	<1.0	<2.0	<1.0	<1.0	<1.0	<5.0
MW-26	12/13/2021		<1.0	<1.0	<1.0	<1.0	<1.0	<1.0	<1.0	<2.0	<2.0	<2.0	<2.0	<1.0	<1.0	<1.0	<1.0	<1.0	<1.0	<1.0	<5.0	NS	<1.0	<10	<1.0	<5.0	<25	<1.0	<1.0	<1.0	<2.0	<1.0	<1.0	<2.0	<1.0	<2.0	<1.0	<1.0	<1.0	<5.0
MW-26	11/7/2022		<1.0	<1.0	<1.0	<1.0	<1.0	<1.0	<1.0	<2.0	<2.0	<2.0	<2.0	<1.0	<1.0	<1.0	<1.0	<1.0	<1.0	<1.0	<5.0	NA	<1.0	<10	<1.0	<5.0	<25	<1.0	<1.0	<1.0	<2.0	<1.0	<1.0	<2.0	<1.0	<2.0	<1.0	<1.0	<1.0	<5.0
MW-26	11/7/2023		<1.0	<1.0	<1.0	<1.0	<1.0	<1.0	<1.0	<2.0	<2.0	<2.0	<2.0	<1.0	<1.0	<1.0	<1.0	<1.0	<1.0	<1.0	<5.0	NA	<1.0	<10	<1.0	<5.0	<25	<1.0	<1.0	<1.0	<2.0	<1.0	<1.0	<2.0	<1.0	<2.0	<1.0	<1.0	<1.0	<5.0
MW-26	12/4/2024		<1.0	<1.0	<1.0	<1.0	<1.0	<1.0	<1.0	<5,0	<1.0	<5.0	<1.0	<1.0	<1.0	<1.0	<1.0	<1.0	<1.0	<1.0	<10	NA	<1.0	<10	<1.0	<10	<10	<1.0	<1.0	<1.0	<2.0	<1.0	<1.0	<2.0	<1.0	<2.0	<1.0	<1.0	<1.0	<5.0
MW-27	7/26/2006		NS	<0,3	<0.2	<0.3	<0.2	0.3	NS	<0,2	NS	NS	NS	<0.2	<0.1	<0.4	<0.2	NS	<0.1	NS	<2.0	NA	<0.1	<0,6	NS	<2.0	<2.0	NS	<0.3	<0.2	<0.9	<0.3	<0.2	<0.3	<0.2	<0.3	<1.1510	NA	NA	NS
MW-27	8/30/2007		NS	<0.3	NS	NS	<0.2	<0.2	NS	NS	NS	NS	NS	NS	<0.1	NS	NS	NS	NS	NS	NS	NA	NS	NS	NS	NS	NS	NS	NS	NS	NS	NS	NS	NS	NS	<1.1511	NA	NA	NS
MW-27	12/20/2007		NS	<0,3	<0,1	<0,4	<0,5	<0,4	NS	NS	NS	NS	NS	<0,3	<0,2	<0,4	<0,3	NS	<0,2	NS	NS	NA	NS	NS	NS	NS	NS	NS	NS	<0,3	NS	<0,5	<0,2	<0,9	<0,3	<0,4	<1,1512	NA	NA	NS
MW-27	3/18/2008		NS	<0,34	<0,14	<0,35	<0,45	<0,36	NS	NS	NS	NS	NS	<0,30	<0,19	<0,44	<0,25	NS	<0,18	NS	NS	NA	NS	NS	NS	NS	NS	NS	NS	<0,29	NS	<0,53	<0,21	<0,85	<0,34	<0,36	<1,1513	NA	NA	NS
MW-27	6/20/2008		NS	1,5	<0,14	<0,35	<0,45	<0,36	NS	NS	NS	NS	NS	<0,30	<0,19	<0,44	<0,25	NS	<0,18	NS	NS	NA	NS	NS	NS	NS	NS	NS	NS	<0,29	NS	<0,53	<0,21	<0,85	<0,34	<0,36	<1,1514	NA	NA	NS
MW-27	9/22/2008		NS	<0,37	<0,21	<0,40	<0,37	<0,34	NS	NS	NS	NS	NS	<0,08	<0,43	<0,52	<0,23	NS	<0,20	NS	NS	NA	NS	NS	NS	NS	NS	NS	NS	<0,12	NS	<0,45	<0,24	<0,36	<0,43	<0,39	<1,1515	NA	NA	NS
MW-27	12/15/2008		NS	<0,37	<0,21	<0,40	<0,37	<0,34	NS	NS	NS	NS	NS	<0,12	<0,43	<0,52	<0,23	NS	<0,20	NS	NS	NA	NS	NS	NS	NS	NS	NS	<0,28	<0,08	NS	<0,45	<0,24	<0,36	<0,43	<0,39	<1,1516	NA	NA	NS
MW-27	3/30/2009		NS	<0,27	<0,33	<0,37	<0,33	<0,24	NS	NS	NS	NS	NS	<0,27	<0,65	<0,2	<0,3	NS	<0,38	NS	NS	NA	NS	NS	NS	NS	NS	NS	NS	<0,37	NS	<0,38	<0,27	<0,3	<0,2	<0,34	<1,1517	NA	NA	NS
MW-27	3/30/2009		NS	<0,27	<0,33	<0,37	<0,33	<0,24	NS	NS	NS	NS	NS	<0,27	<0,65	<0,2	<0,3	NS	<0,38	NS	NS	NA	NS	NS	NS	NS	NS	NS	NS	<0,37	NS	<0,38	<0,27	<0,3	<0,2	<0,34	<1,1518	NA	NA	NS
MW-27	7/10/2009		NS	<0,4	<0,23	<0,34	<0,45	<0,5	NS	NS	NS	NS	NS	<0,32	<0,34	<0,34	<0,34	NS	<0,41	NS	NS	NA	NS	NS	NS	NS	NS	NS	NS	<0,31	NS	<0,51	<0,37	<0,66	<0,37	<0,53	<1,1519	NA	NA	NS
MW-27	7/10/2009		NS	<0,4	<0,23	<0,34	<0,45	<0,5	NS	NS	NS	NS	NS	<0,32	<0,34	<0,34	<0,34	NS	<0,41	NS	NS	NA	NS	NS	NS	NS	NS	NS	NS	<0,31	NS	<0,51	<0,37	<0,66	<0,37	<0,53	<1,1520	NA	NA	NS
MW-27	9/30/2009		NS	<0,27	<0,33	<0,37	<0,33	<0,24	NS	NS	NS	NS	NS	<0,27	<0,65	<0,20	<0,30	NS	<0,38	NS	NS	NA	NS	NS	NS	NS	NS	NS	NS	<0,37	NS	<0,38	<0,27	<0,30	<0,20	<0,34	<1,1521	NA	NA	NS
MW-27	12/10/2009		NS	<0,35	<0,19	<0,40	<0,35	<0,32	NS	NS	NS	NS	NS	<0,40	<0,44	<0,49	<0,35	NS	<0,26	NS	NS	NA	NS	NS	NS	NS	NS	NS	NS	<0,11	NS	<0,42	<0,23	<0,34	<0,40	<0,40	<1,1522	NA	NA	NS
MW-27	3/6/2010		NS	<0,15	<0,085	<0,068	<0,050	<0,15	NS	NS	NS	NS	NS	<0,052	<0,082	<0,098	<0,092	NS	<0,10	NS	NS	NA	NS	NS	NS	NS	NS	NS	NS	<0,10	NS	<0,082	<0,069	<0,18	<0,083	<0,050	<1,1523	NA	NA	NS
MW-27	5/29/2010		NS	<0,4	<0,23	<0,34	<0,45	<0,5	NS	NS	NS	NS	NS	<0,32	<0,34	<0,34	<0,34	NS	<0,41	NS	NS	NA	NS	NS	NS	NS	NS	NS	NS	<0,31	NS	<0,51	<0,37	<0,66	<0,37	<0,53	<1,1524	NA	NA	NS
MW-27	8/4/2010		NS	<0,22	<0,29	<0,29	<0,22	<0,29	NS	NS	NS	NS	NS	<0,26	<0,33	<0,27	<0,29	NS	<0,22	NS	NS	NA	NS	NS	NS	NS	NS	NS	NS	<0,28	NS	<0,34	<0,2	<0,51	<0,25	0,83	<1,1525	NA	NA	NS
MW-27	10/15/2010		NS	<0,22	<0,29	<0,29	<0,22	<0,29	NS	NS	NS	NS	NS	<0,26	<0,33	<0,27	<0,29	NS	<0,22	NS	NS	NA	NS	NS	NS	NS	NS	NS	NS	<0,28	NS	<0,34	<0,2	<0,51	<0,25	<0,5	<1,1526	NA	NA	NS
MW-27	2/28/2011		NS	<0,20	<0,23	<0,22	<0,25	<0,23	NS	NS	NS	NS	NS	<0,25	<0,20	<0,25	<0,20	NS	<0,23	NS	NS	NA	NS	NS	NS	NS	NS	NS	NS	<0,20	NS	<0,25	<0,20	<0,50	<0,22	<0,50	<1,1527	NA	NA	NS
MW-27	5/27/2011		NS	<0,20	<0,23	<0,22	<0,25	<0,23	NS	NS	NS	NS	NS	<0,25	<0,20	<0,25	<0,20	NS	<0,23	NS	NS	NA	NS	NS	NS	NS	NS	NS	NS	<0,20	NS	<0,25	<0,20	<0,50	<0,22	<0,50	<1,1528	NA	NA	NS
MW-27	8/24/2011		NS	<0,2	<0,23	<0,22	<0,25	<0,23	NS	NS	NS	NS	NS	<0,25	<0,2	<0,25	<0,2	NS	<0,23	NS	NS	NA	NS	NS	NS	NS	NS	NS	NS	<0,2	NS	<0,25	<0,2	<0,5	0,47	<0,5	<1,1529	NA	NA	NS
MW-27	11/15/2011		NS	<0,2	<0,23	<0,22	<0,25	<0,23	NS	NS	NS	NS	NS	<0,25	<0,2	<0,25	<0,2	NS	<0,23	NS	NS	NA	NS	NS	NS	NS	NS	NS	NS	<0,2	NS	<0,25	<0,2	<0,5	<0,22	<0,5	<1,1530	NA	NA	NS
MW-27	2/28/2012		NS	<0,2	<0,23	<0,22	<0,25	<0,23	NS	NS	NS	NS	NS	<0,25	<0,2	<0,25	<0,2	NS	<0,23	NS	NS	NA	NS	NS	NS	NS	NS	NS	NS	<0,2	NS	<0,25	<0,2	<0,5	<0,22	<0,5	<1,1531	NA	NA	NS
MW-27	4/23/2012		NS	<0,2	<0,23	<0,22	<0,25	<0,23	NS	NS	NS	NS	NS	<0,25	<0,2	<0,25	<0,2	NS	<0,23	NS	NS	NA	NS	NS	NS	NS	NS	NS	NS	<0,2	NS	<0,25	<0,2	<0,5	<0,22	<0,5	<1,1532	NA	NA	NS
MW-27	8/20/2012		NS	<0,2	<0,23	<0,22	<0,25	<0,23	NS	NS	NS	NS	NS	<0,25	<0,2	<0,25	<0,2	NS	<0,23	NS	NS	NA	NS	NS	NS	NS	NS	NS	NS	<0,2	NS	<0,25	<0,2	<0,5	<0,22	<0,5	<1,1533	NA	NA	NS
MW-27	11/14/2012		NS	<0,2	<0,24	<0,2	<0,21	<0,2	NS	NS	NS	NS	NS	<0,22	<0,22	<0,26	<0,25	NS	<0,20	NS	NS	NA	NS	NS	NS	NS	NS	NS	NS	<0,2	NS	<0,31	<0,2	<0,5	<0,26	<0,5	<1,1534	NA	NA	NS
MW-27	3/4/2013		NS	<0,2	<0,24	<0,2	<0,21	<0,2	NS	NS	NS	NS	NS	<0,22	<0,22	<0,26	<0,25	NS	<0,2	NS	NS	NA	NS	NS	NS	NS	NS	NS	NS	<0,2	NS	<0,31	<0,2	<0,5	<0,26	<0,5	<1,1535	NA	NA	NS
MW-27	6/11/2013		NS	<0,2	<0,24	<0,2	<0,21	<0,2	NS	NS	NS	NS	NS	<0,22	<0,22	<0,26	<0,25	NS	<0,2	NS	NS	NA	NS	NS	NS	NS	NS	NS	NS	<0,2	NS	<0,31	<0,2	<0,5	<0,26	<0,5	<1,1536	NA	NA	NS
MW-27	8/27/2013		NS	<0,2	<0,24	<0,2	<0,21	<0,2	NS	NS	NS	NS	NS	<0,22	<0,22	<0,26	<0,25	NS	<0,2	NS	NS	NA	NS	NS	NS	NS	NS	NS	NS	<0,2	NS	<0,31	<0,2	<0,5	<0,26	<0,5	<1,1537	NA	NA	NS
MW-27	12/13/2013		NS	<0,2	<0,24	<0,2	<0,21	<0,2	NS	NS	NS	NS	NS	<0,22	<0,22	<0,26	<0,25	NS	<0,2	NS	NS	NA	NS	NS	NS	NS	NS	NS	NS	<0,2	NS	<0,31	<0,2	<0,5	<0,26	<0,5	<1,1538	NA	NA	NS
MW-27	3/20/2014		NS	0,78	<0,27	<0,32	<0,26	<0,25	NS	NS	NS	NS	NS	<0,29	<0,24	<0,36	<0,20	NS	<0,2	NS	NS	NA	NS	NS	NS	NS	NS	NS	NS	<0,26	NS	<0,41	<0,2	<0,5	<0,31	<0,53	<1,1539	NA	NA	NS
MW-27	6/17/2014		NS	<0,34	<0,27	<0,32	<0,26	<0,25	NS	NS	NS	NS	NS	<0,29	<0,24	<0,36	<0,20	NS	<0,2	NS	NS	NA	NS	NS	NS	NS	NS	NS	NS	<0,26	NS	<0,41	<0,2	<0,5	<0,31	<0,53	<1,1540	NA	NA	NS
MW-27	12/10/2014	DUP	NS	0,94	<0,50	<1,0	<1,0	<1,0	NS	<5,0	NS	NS	NS	<1,0	<1,0	<2,0	<1,0	NS	<1,0	NS	NA	NA	<5,0	NA	NS	NA	NA	NS	<5,0	<1,0	NA	<1,0	<1,0	<2,0	<1,0	<2,0	<1,1542	NA	NA	NS
MW-27	12/10/2014		NS	0,95	<0,50	<1,0	<1,0	<1,0	NS	<5,0	NS	NS	NS	<1,0	<1,0	<2,0	<1,0	NS	<1,0	NS	NA	NA	<5,0	NA	NS	NA	NA	NS	<5,0	<1,0	NA	<1,0	<1,0	<2,0	<1,0	<2,0	<1,1541	NA	NA	NS
MW-27	3/14/2015		NS	2,4	<1,0	<1,0	<1,0	0,39	NS	NS	NS	NS	NS	<1,0	<1,0	<1,0	<1,0	NS	<1,0	NS	NS	NA	NS	NS	NS	NS	NS	NS	NS	<1,0	NS	<1,0	<1,0	<2,0	<1,0	<2,0	<1,1543	NA	NA	NS
MW-27	6/5/2015		NS	1,3	<1,0	<1,0	<1,0	<1,0	NS	NS	NS	NS	NS	<1,0	<1,0	<1,0	<1,0	NS	<1,0	NS	NS	<5,0	NS	NS	NS	NS	NS	NS	NS	<1,0	NS	<1,0	<1,0	<2,0	<1,0	<2,0	<1,1544	<1,0	<1,0	NS
MW-27	8/11/2015		NS	<1,0	<1,0	<1,0	<1,0	<1,0	NS	NS	NS	NS	NS	<1,0	<1,0	<1,0	<1,0	NS	<1,0	NS	NS	<5,0	NS	NS	NS	NS	NS	NS	NS	<1,0	NS	<1,0	<1,0	<2,0	<1,0	<2,0	<1,1545	<1,0	<1,0	NS
MW-27	12/15/2015		NS	<1,0	<1,0	<1,0	<1,0	<1,0	NS	NS	NS	NS	NS	<1,0	<1,0	<1,0	<1,0	NS	<1,0	NS	NS	<5,0	NS	NS	NS	NS	NS	NS	NS	<1,0	NS	<1,0	<1,0	<2,0	<1,0	<2,0	<1,1546	<1,0	<1,0	NS
MW-27	3/16/2016		NS	<1,0	<1,0	<1,0	<1,0	<1,0	NS	NS	NS	NS	NS	<1,0	<1,0	<1,0	<1,0	NS	<1,0	NS	NS	<5,0	NS	NS	NS	NS	NS	NS	NS	<1,0	NS	<1,0	<1,0	<2,0	<1,0	<2,0	<1,1547	<1,0	<1,0	NS
MW-27	6/13/2016		<1.0	<1.0	<1.0	<1.0	<1.0	<1.0	<1.0	<2.0	<2.0	<2.0	<2.0	<1.0	<1.0	<1.0	<1.0	<1.0	<1.0	<1.0	<5.0	NS	<1.0	<10	<1.0	<5.0	<25	<1.0	<1.0	<1.0	<2.0	<1.0	<1.0	<2.0	<1.0	<2.0	<1.1548	<1.0	<1.0	<5.0
MW-27	9/20/2016		<1.0	0,2	<1.0	<1.0	<1.0	<1.0	<1.0	<2.0	<2.0	<2.0	<2.0	<1.0	<1.0	<1.0	<1.0	<1.0	<1.0	<1.0	<5.0	NS	<1.0	<10	<1.0	<5.0	<25	<1.0	<1.0	<1.0	<2.0	<1.0	<1.0	<2.0	<1.0	<2.0	<1.1549	<1.0	<1.0	<5.0
MW-27	1/17/2017		<1.0	<1.0	<1.0	<1.0	<1.0	<1.0	<1.0	<2.0	<2.0	<2.0	<2.0	<1.0	<1.0	<1.0	<1.0	<1.0	<1.0	<1.0	<5.0	NS	<1.0	<10	<1.0	<5.0	<25	<1.0	<1.0	<1.0	<2.0	<1.0	<1.0	<2.0	<1.0	<2.0	<1.1550	<1.0	<1.0	<5.0
MW-27	3/20/2017		<1.0	0.33	<1.0	<1.0	<1.0	<1.0	<1.0	<2.0	<2.0	<2.0	<2.0	<1.0	<1.0	<1.0	<1.0	<1.0	<1.0	<1.0	<5.0	NS	<1.0	<10	<1.0	<5.0	<25	<1.0	<1.0	<1.0	<2.0	<1.0	<1.0	<2.0	<1.0	<2.0	<1.0	<1.0	<1.0	<5.0
MW-27	6/26/2017		<1.0	<1.0	<1.0	<1.0	<1.0	<1.0	<1.0	<2.0	<2.0	<2.0	<2.0	<1.0	<1.0	<1.0	<1.0	<1.0	<1.0	<1.0	<5.0	NS	<1.0	<10	<1.0	<5.0	<25	<1.0	<1.0	<1.0	<2.0	<1.0	<1.0	<2.0	<1.0	<2.0	<1.0	<1.0	<1.0	<5.0
MW-27	9/18/2017		<1.0	<1.0	<1.0	<1.0	<1.0	<1.0	<1.0	<2.0	<2.0	<2.0	<2.0	<1.0	<1.0	<1.0	<1.0	<1.0	<1.0	<1.0	<5.0	NS	<1.0	<10	<1.0	<5.0	<25	<1.0	<1.0	<1.0	<2.0	<1.0	<1.0	<2.0	<1.0	<2.0	<1.0	<1.0	<1.0	<5.0
MW-27	1/8/2018		<1.0	<1.0	<1.0	<1.0	<1.0	<1.0	<1.0	<2.0	<2.0	<2.0	<2.0	<1.0	<1.0	<1.0	<1.0	<1.0	<1.0	<1.0	<5.0	NS	<1.0	<10	<1.0	<5.0	<25	<1.0	<1.0	<1.0	<2.0	<1.0	<1.0	<2.0	<1.0	<2.0	<1.0	<1.0	<1.0	<5.0
MW-27	3/12/2018		<1.0	<1.0	<1.0	<1.0	<1.0	<1.0	<1.0	<2.0	<2.0	<2.0	<2.0	<1.0	<1.0	<1.0	<1.0	<1.0	<1.0	<1.0	<5.0	NS	<1.0	<10	<1.0	<5.0	<25	<1.0	<1.0	<1.0	<2.0	<1.0	<1.0	<2.0	<1.0	<2.0	<1.0	<1.0	<1.0	<5.0
MW-27	6/25/2018		<1.0	<1.0	<1.0	<1.0	<1.0	<1.0	<1.0	<2.0	<2.0	<2.0	<2.0	<1.0	<1.0	<1.0	<1.0	<1.0	<1.0	<1.0	<5.0	NS	<1.0	<10	<1.0	<5.0	<25	<1.0	<1.0	<1.0	<2.0	<1.0	<1.0	<2.0	<1.0	<2.0	<1.0	<1.0	<1.0	<5.0
MW-27	10/16/2018		<1.0	<1.0	<1.0	<1.0	<1.0	<1.0	<1.0	<2.0	<2.0	<2.0	<2.0	<1.0	<1.0	<1.0	<1.0	<1.0	<1.0	<1.0	<5.0	NS	<1.0	<10	<1.0	<5.0	<25	<1.0	<1.0	<1.0	<2.0	<1.0	<1.0	<2.0	<1.0	<2.0	<1.0	<1.0	<1.0	<5.0
MW-27	1/21/2019		<1.0	<1.0	<1.0	<1.0	<1.0	<1.0	<1.0	<2.0	<2.0	<2.0	<2.0	<1.0	<1.0	<1.0	<1.0	<1.0	<1.0	<1.0	<5.0	NS	<1.0	<10	<1.0	<5.0	<25	<1.0	<1.0	<1.0	<2.0	<1.0	<1.0	<2.0	<1.0	<2.0	<1.0	<1.0	<1.0	<5.0
MW-27	4/22/2019		<1.0	<1.0	<1.0	<1.0	<1.0	<1.0	<1.0	<2.0	<2.0	<2.0	<2.0	<1.0	<1.0	<1.0	<1.0	<1.0	<1.0	<1.0	<5.0	NA	<1.0	<10	<1.0	<5.0	<25	<1.0	<1.0	<1.0	<2.0	<1.0	<1.0	<2.0	<1.0	<2.0	<1.0	<1.0	<1.0	<5.0
MW-27	7/29/2019		<1.0	<1.0

Appendix A
Groundwater Analytical Results - February 2003 - December 2024 (µg/L)
Perma-Fix of South Georgia Inc., Valdosta, GA

			Chlorinated and Non-Chlorinated VOCs																																				
Sample Location	Sample Date	QA/QC Reference	1,1,1,2-Tetrachloroethane	1,1,1-Trichloroethane	1,1,2,2-Tetrachloroethane	1,1,2-Trichloroethane	1,1-Dichloroethane	1,1-Dichloroethene	1,1-Dichloropropene	1,2,3-Trichlorobenzene	1,2,3-Trichloropropane	1,2,4-Trichlorobenzene	1,2-Dibromoethane (EDB) (Ethylene dibromide)	1,2-Dichlorobenzene	1,2-Dichloroethane	1,2-Dichloropropane	1,3-Dichlorobenzene	1,3-Dichloropropane	1,4-Dichlorobenzene (para dichlorobenzene)	2,2-Dichloropropane	2-Butanone (MEK)	2-Chloroethyl Vinyl Ether	2-Chlorotoluene	2-Hexanone	4-Chlorotoluene	4-Methyl-2-Pentanone (MIBK)	Acetone	Bromobenzene	Bromochloromethane (Chlorobromomethane)	Bromodichloromethane (dichlorobromomethane, dichloromethybromide)	Carbon Disulfide	Carbon Tetrachloride	Chlorobenzene	Chloroethane	Chloroform	Chloromethane	Cis-1,2-Dichloroethene	Cis-1,3-Dichloropropene	Dibromochloromethane (Chlorodibromomethane)	Dibromochloropropane (DBCP) (1,2-Dibromo-3-Chloropropane)
GW Standard			1 [b]	200 [a]	1 [b]	5 [a]	1 [b]	7 [a]	1 [b]	1 [a]	1 [b]	70 [a]	0,05 [a]	600 [a]	5 [a]	5 [a]	1 [b]	1 [a]	75 [a]	1 [b]	10 [b]	--	1 [b]	10 [b]	1 b	10 [b]	10 [b]	1 [b]	1 [b]	80 [a]	2 [b]	5 [a]	100 [a]	5 [b]	80 [a]	1 [b]	70 [a]	1 [b]	80 [a]	0,2 [a]
MW-28	6/20/2008		NS	<0.34	<0.14	<0.35	<0.45	<0.36	NS	NS	NS	NS	NS	<0.30	<0.19	<0.44	<0.25	NS	<0.18	NS	NS	NA	NS	NS	NS	NS	NS	NS	NS	<0.29	NS	<0.53	<0.21	<0.85	<0.34	<0.36	<1.1553	NA	NA	NS
MW-28	9/24/2008		NS	<0.37	<0.21	<0.40	<0.37	<0.34	NS	NS	NS	NS	NS	<0.08	<0.43	<0.52	<0.23	NS	<0.20	NS	NS	NA	NS	NS	NS	NS	NS	NS	NS	<0.12	NS	<0.45	<0.24	<0.36	<0.43	<0.39	<1.1554	NA	NA	NS
MW-28	12/15/2008		NS	<0.37	<0.21	<0.40	<0.37	<0.34	NS	NS	NS	NS	NS	<0.12	<0.43	<0.52	<0.23	NS	<0.20	NS	NS	NA	NS	NS	NS	NS	NS	NS	<0.28	<0.08	NS	<0.45	<0.24	<0.36	<0.43	<0.39	<1.1555	NA	NA	NS
MW-28	7/10/2009		NS	<0.4	<0.23	<0.34	<0.45	<0.5	NS	NS	NS	NS	NS	<0.32	<0.34	<0.34	<0.34	NS	<0.41	NS	NS	NA	NS	NS	NS	NS	NS	NS	NS	<0.31	NS	<0.51	<0.37	<0.66	<0.37	<0.53	<1.1556	NA	NA	NS
MW-28	9/30/2009		NS	<0.27	<0.33	<0.37	<0.33	<0.24	NS	NS	NS	NS	NS	<0.27	<0.65	<0.20	<0.30	NS	<0.38	NS	NS	NA	NS	NS	NS	NS	NS	NS	NS	<0.37	NS	<0.38	<0.27	<0.30	<0.20	<0.34	<1.1557	NA	NA	NS
MW-28	12/10/2009		NS	<0.35	<0.19	<0.40	<0.35	<0.32	NS	NS	NS	NS	NS	<0.40	<0.44	<0.49	<0.35	NS	<0.26	NS	NS	NA	NS	NS	NS	NS	NS	NS	NS	<0.11	NS	<0.42	<0.23	<0.34	<0.40	<0.40	<1.1558	NA	NA	NS
MW-28	3/6/2010		NS	<0.15	<0,085	<0.068	<0,050	<0.15	NS	NS	NS	NS	NS	<0,052	<0,082	<0,098	<0,092	NS	<0,10	NS	NS	NA	NS	NS	NS	NS	NS	NS	NS	<0,10	NS	<0,082	<0,069	<0,18	<0,083	1,3	<1.1559	NA	NA	NS
MW-28	5/29/2010		NS	<0.4	<0.23	<0.34	<0.45	<0.5	NS	NS	NS	NS	NS	<0.32	<0.34	<0.34	<0.34	NS	<0.41	NS	NS	NA	NS	NS	NS	NS	NS	NS	NS	<0.31	NS	<0.51	<0.37	<0.66	<0.37	<0.53	<1.1560	NA	NA	NS
MW-28	8/4/2010		NS	<0.22	<0.29	<0.29	<0.22	<0.29	NS	NS	NS	NS	NS	<0.26	<0.33	<0.27	<0.29	NS	<0.22	NS	NS	NA	NS	NS	NS	NS	NS	NS	NS	<0.28	NS	<0.34	<0.2	<0.51	<0.25	<0.5	<1.1561	NA	NA	NS
MW-28	10/15/2010		NS	<0.22	<0.29	<0.29	<0.22	<0.29	NS	NS	NS	NS	NS	<0.26	<0.33	<0.27	<0.29	NS	<0.22	NS	NS	NA	NS	NS	NS	NS	NS	NS	NS	<0.28	NS	<0.34	<0.2	<0.51	0,4	<0.5	<1.1562	NA	NA	NS
MW-28	2/28/2011		NS	<0,20	<0.23	<0.22	<0,25	<0.23	NS	NS	NS	NS	NS	<0,25	<0,20	<0,25	<0,20	NS	<0,23	NS	NS	NA	NS	NS	NS	NS	NS	NS	NS	<0,20	NS	<0,25	<0,20	<0,50	0,25	<0,50	<1.1563	NA	NA	NS
MW-28	5/27/2011		NS	<0,20	<0.23	<0.22	<0,25	<0.23	NS	NS	NS	NS	NS	<0,25	<0,20	<0,25	<0,20	NS	<0,23	NS	NS	NA	NS	NS	NS	NS	NS	NS	NS	<0,20	NS	<0,25	<0,20	<0,50	0,22	<0,50	<1.1564	NA	NA	NS
MW-28	8/24/2011		NS	<0,2	<0.23	<0.22	<0,25	<0.23	NS	NS	NS	NS	NS	<0,25	<0,2	<0,25	<0,2	NS	<0,23	NS	NS	NA	NS	NS	NS	NS	NS	NS	NS	<0,2	NS	<0,25	<0,2	<0,5	1,5	<0,5	<1.1565	NA	NA	NS
MW-28	11/15/2011		NS	<0,2	<0.23	<0.22	<0,25	<0.23	NS	NS	NS	NS	NS	<0,25	<0,2	<0,25	<0,2	NS	<0,23	NS	NS	NA	NS	NS	NS	NS	NS	NS	NS	<0,2	NS	<0,25	<0,2	<0,5	0,33	<0,5	<1.1566	NA	NA	NS
MW-28	2/28/2012	DUP	NS	1,1	<0.23	<0.22	<0,25	<0.23	NS	NS	NS	NS	NS	<0,25	<0,2	<0,25	<0,2	NS	<0,23	NS	NS	NA	NS	NS	NS	NS	NS	NS	NS	<0,2	NS	<0,25	<0,2	<0,5	1,3	<0,5	<1.1568	NA	NA	NS
MW-28	2/28/2012		NS	2,6	<0.23	<0.22	<0,25	<0.23	NS	NS	NS	NS	NS	<0,25	<0,2	<0,25	<0,2	NS	<0,23	NS	NS	NA	NS	NS	NS	NS	NS	NS	NS	<0,2	NS	0,41	<0,2	<0,5	1,1	<0,5	<1.1567	NA	NA	NS
MW-28	4/23/2012		NS	<0,2	<0.23	<0.22	<0,25	<0.23	NS	NS	NS	NS	NS	<0,25	<0,2	<0,25	<0,2	NS	<0,23	NS	NS	NA	NS	NS	NS	NS	NS	NS	NS	<0,2	NS	<0,25	<0,2	<0,5	0,34	<0,5	<1.1569	NA	NA	NS
MW-28	8/20/2012		NS	<0,2	<0.23	<0.22	<0,25	<0.23	NS	NS	NS	NS	NS	<0,25	<0,2	<0,25	<0,2	NS	<0,23	NS	NS	NA	NS	NS	NS	NS	NS	NS	NS	<0,2	NS	<0,25	<0,2	<0,5	<0,22	<0,5	<1.1570	NA	NA	NS
MW-28	11/14/2012		NS	<0,2	<0,24	<0,2	<0,21	<0,2	NS	NS	NS	NS	NS	<0,22	<0,22	<0,26	<0,25	NS	<0,2	NS	NS	NA	NS	NS	NS	NS	NS	NS	NS	<0,2	NS	<0,31	<0,2	<0,5	<0,26	<0,5	<1.1571	NA	NA	NS
MW-28	3/4/2013		NS	<0,2	<0,24	<0,2	<0,21	<0,2	NS	NS	NS	NS	NS	<0,22	<0,22	<0,26	<0,25	NS	<0,2	NS	NS	NA	NS	NS	NS	NS	NS	NS	NS	<0,2	NS	<0,31	<0,2	<0,5	<0,26	<0,5	<1.1572	NA	NA	NS
MW-28	6/11/2013		NS	<0,2	<0,24	<0,2	<0,21	<0,2	NS	NS	NS	NS	NS	<0,22	<0,22	<0,26	<0,25	NS	<0,2	NS	NS	NA	NS	NS	NS	NS	NS	NS	NS	<0,2	NS	<0,31	<0,2	<0,5	<0,26	<0,5	<1.1573	NA	NA	NS
MW-28	8/27/2013		NS	<0,2	<0,24	<0,2	<0,21	<0,2	NS	NS	NS	NS	NS	<0,22	<0,22	<0,26	<0,25	NS	<0,2	NS	NS	NA	NS	NS	NS	NS	NS	NS	NS	<0,2	NS	<0,31	<0,2	<0,5	<0,26	<0,5	<1.1574	NA	NA	NS
MW-28	12/10/2013		NS	<0,2	<0,24	<0,2	<0,21	<0,2	NS	NS	NS	NS	NS	<0,22	<0,22	<0,26	<0,25	NS	<0,2	NS	NS	NA	NS	NS	NS	NS	NS	NS	NS	<0,2	NS	<0,31	<0,2	<0,5	<0,26	<0,5	<1.1575	NA	NA	NS
MW-28	3/19/2014		NS	<0,34	<0,27	<0,32	<0,26	<0,25	NS	NS	NS	NS	NS	<0,29	<0,24	<0,36	<0,20	NS	<0,2	NS	NS	NA	NS	NS	NS	NS	NS	NS	NS	<0,26	NS	<0,41	<0,2	<0,5	<0,31	<0,53	<1.1576	NA	NA	NS
MW-28	6/16/2014		NS	<0,34	<0,27	<0,32	<0,26	<0,25	NS	NS	NS	NS	NS	<0,29	<0,24	<0,36	<0,20	NS	<0,2	NS	NS	NA	NS	NS	NS	NS	NS	NS	NS	<0,26	NS	<0,41	<0,2	<0,5	<0,31	<0,53	<1.1577	NA	NA	NS
MW-28	12/10/2014		NS	104	<0,50	<1,0	4,4	6,3	NS	<5,0	NS	NS	NS	<1,0	<1,0	<2,0	<1,0	NS	<1,0	NS	NA	NA	<5,0	NA	NS	NA	NA	NS	<5,0	<1,0	NA	<1,0	<1,0	<2,0	<1,0	<2,0	<1,1578	NA	NA	NS
MW-28	3/11/2015		NS	<1,0	<1,0	<1,0	<1,0	<1,0	NS	NS	NS	NS	NS	<1,0	<1,0	<1,0	<1,0	NS	<1,0	NS	NS	NA	NS	NS	NS	NS	NS	NS	NS	<1,0	NS	<1,0	<1,0	<2,0	<1,0	<2,0	<1,1579	NA	NA	NS
MW-28	6/3/2015		NS	<1,0	<1,0	<1,0	<1,0	<1,0	NS	NS	NS	NS	NS	<1,0	<1,0	<1,0	<1,0	NS	<1,0	NS	NS	<5,0	NS	NS	NS	NS	NS	NS	NS	<1,0	NS	<1,0	<1,0	<2,0	<1,0	<2,0	<1,1580	<1,0	<1,0	NS
MW-28	8/12/2015		NS	<1,0	<1,0	<1,0	<1,0	<1,0	NS	NS	NS	NS	NS	<1,0	<1,0	<1,0	<1,0	NS	<1,0	NS	NS	<5,0	NS	NS	NS	NS	NS	NS	NS	<1,0	NS	<1,0	<1,0	<2,0	<1,0	<2,0	<1,1581	<1,0	<1,0	NS
MW-28	6/25/2018		<1,0	<1,0	<1,0	<1,0	<1,0	<1,0	<1,0	<2,0	<2,0	<2,0	<2,0	<2,0	<1,0	<1,0	<1,0	<1,0	<1,0	<1,0	<1,0	<5,0	NS	<1,0	<10	<1,0	<5,0	<25	<1,0	<1,0	<1,0	<2,0	<1,0	<1,0	<2,0	<1,0	<2,0	<1,0	<5,0
MW-28	10/16/2018		<1,0	<1,0	<1,0	<1,0	<1,0	<1,0	<1,0	<2,0	<2,0	<2,0	<2,0	<2,0	<1,0	<1,0	<1,0	<1,0	<1,0	<1,0	<1,0	<5,0	NS	<1,0	<10	<1,0	<5,0	<25	<1,0	<1,0	<1,0	<2,0	<1,0	<1,0	<2,0	<1,0	<2,0	<1,0	<5,0
MW-28	1/21/2019		<1,0	0,63 J	<1,0	<1,0	<1,0	<1,0	<1,0	<2,0	<2,0	<2,0	<2,0	<2,0	<1,0	<1,0	<1,0	<1,0	<1,0	<1,0	<1,0	<5,0	NS	<1,0	<10	<1,0	<5,0	<25	<1,0	<1,0	<1,0	<2,0	<1,0	<1,0	<2,0	0,75 J	<1,0	<1,0	<5,0
MW-28	4/23/2019		<1,0	<1,0	<1,0	<1,0	<1,0	<1,0	<1,0	<2,0	<2,0	<2,0	<2,0	<2,0	<1,0	<1,0	<1,0	<1,0	<1,0	<1,0	<1,0	<5,0	NA	<1,0	<10	<1,0	<5,0	<25	<1,0	<1,0	<1,0	<2,0	<1,0	<1,0	<2,0	<1,0	<2,0	<1,0	<5,0
MW-28	7/30/2019		<1,0	<1,0	<1,0	<1,0	<1,0	<1,0	<1,0	<2,0	<2,0	<2,0	<2,0	<2,0	<1,0	<1,0	<1,0	<1,0	<1,0	<1,0	<1,0	<5,0	NS	<1,0	<10	<1,0	<5,0	<25	<1,0	<1,0	<1,0	<2,0	<1,0	<1,0	<2,0	<1,0	<2,0	<1,0	<5,0
MW-28	10/28/2019		<1,0	<1,0	<1,0	<1,0	<1,0	<1,0	<1,0	<2,0	<2,0	<2,0	<2,0	<2,0	<1,0	<1,0	<1,0	<1,0	<1,0	<1,0	<1,0	<5,0	NS	<1,0	<10	<1,0	<5,0	<25	<1,0	<1,0	<1,0	<2,0	<1,0	<1,0	<2,0	<1,0	<2,0	<1,0	<5,0
MW-28	1/21/2020		NS	NS	NS	NS	NS	NS	NS	NS	NS	NS	NS	NS	NS	NS	NS	NS	NS	NS	NS	NS	NS	NS	NS	NS	NS	NS	NS	NS	NS	NS	NS	NS	NS	NS	NS	NS	NS	NS
MW-28	12/13/2021		<1,0	<1,0	<1,0	<1,0	<1,0	<1,0	<1,0	<2,0	<2,0	<2,0	<2,0	<2,0	<1,0	<1,0	<1,0	<1,0	<1,0	<1,0	<1,0	<5,0	NS	<1,0	<10	<1,0	<5,0	<25	<1,0	<1,0	<1,0	<2,0	<1,0	<1,0	<2,0	<1,0	<2,0	<1,0	<5,0
MW-28	11/7/2022		<1,0	<1,0	<1,0	<1,0	<1,0	<1,0	<1,0	<2,0	<2,0	<2,0	<2,0	<2,0	<1,0	<1,0	<1,0	<1,0	<1,0	<1,0	<1,0	<5,0	NA	<1,0	<10	<1,0	<5,0	<25	<1,0	<1,0	<1,0	<2,0	<1,0	<1,0	<2,0	<1,0	<2,0	<1,0	<5,0
MW-28	11/7/2023		<1,0	<1,0	<1,0	<1,0	<1,0	<1,0	<1,0	<2,0	<2,0	<2,0	<2,0	<2,0	<1,0	<1,0	<1,0	<1,0	<1,0	<1,0	<1,0	<5,0	NA	<1,0	<10	<1,0	<5,0	<25	<1,0	<1,0	<1,0	<2,0	<1,0	<1,0	<2,0	<1,0	<2,0	<1,0	<5,0
MW-28	12/4/2024		<1,0	<1,0	<1,0	<1,0	<1,0	<1,0	<1,0	<5,0	<1,0	<5,0	<1,0	<1,0	<1,0	<1,0	<1,0	<1,0	<1,0	<1,0	<1,0	<10	NA	<1,0	<10	<1,0	<10	<10	<1,0	<1,0	<1,0	<2,0	<1,0	<1,0	<2,0	<1,0	<2,0	<1,0	<5,0
MW-14D	7/26/2006		NS	0,4	<0,2	<0,3	0,3	1	NS	<0,2	NS	NS	NS	<0,2	<0,1	<0,4	<0,2	NS	<0,1	NS	<2,0	NA	<0,1	<0,6	NS	<2,0	<2,0	NS	<0,3	<0,2	<0,9	<0,3	<0,2	<0,3	<0,2	<0,3	<1,1582	NA	NA	NS
MW-14D	8/30/2007		NS	0,4	NS	NS	0,3	0,5	NS	NS	NS	NS	NS	NS	<0,1	NS	NS	NS	NS	NS	NS	NA	NS	NS	NS	NS	NS	NS	NS	NS	NS	NS	NS	<0,3	NS	NS	<1,1583	NA	NA	NS
MW-14D	12/20/2007		NS	<0,3	<0,1	<0,4	<0,5	<0,4	NS	NS	NS	NS	NS	<0,3	<0,2	<0,4	<0,3	NS	<0,2	NS	NS	NA	NS	NS	NS	NS	NS	NS	NS	<0,3	NS	<0,5	<0,2	<0,9	<0,3	<0,4	<1,1584	NA	NA	NS
MW-14D	3/18/2008		NS	<0,34	<0,14	<0,35	<0,45	0,48	NS	NS	NS	NS	NS	<0,30	<0,19	<0,44	<0,25	NS	<0,18	NS	NS	NA	NS	NS	NS	NS	NS	NS	NS	<0,29	NS	<0,53	<0,21	<0,85	<0,34	<0,36	<1,1585	NA	NA	NS
MW-14D	6/20/2008		NS	1,2	<0,14	<0,35	16	1,7	NS	NS	NS	NS	NS	0,46	2,7	<0,44	<0,25	NS	<0,18	NS	NS	NA	NS	NS	NS	NS	NS	NS	NS	<0,29	NS	<0,53	<0,21	200	<0,34	<0,36	<1,1586	NA	NA	NS
MW-14D	9/25/2008		NS	<1,8	<1,0	<2,0	<1,8	<1,7	NS	NS	NS	NS	NS	<0,38	<2,2	<2,6	<1,2	NS	<1,0	NS	NS	NA	NS	NS	NS	NS	NS	NS	NS	<0,6	NS	<2,2	<1,2	<1,8	<2,2	<2,0	<1,1587	NA	NA	NS
MW-14D	12/15/2008		NS	<0,37	<0,21	<0,40	<0,37	<0,34	NS	NS	NS	NS	NS	<0,12	<0,43	<0,52	<0,23	NS	<0,20	NS	NS	NA	NS	NS	NS	NS	NS	NS	NS	<0,28	<0,08	NS	<0,45	<0,24	<0,36	<0,43	<0,39	<1,1588	NA	NA	NS
MW-14D	3/30/2009		NS	<0,27	<0,33	<0,37	<0,33	<0,24	NS	NS	NS	NS	NS	<0,27	<0,65	<0,2	<0,3	NS	<0,38	NS	NS	NA	NS	NS	NS	NS	NS	NS	NS	<0,37	NS	<0,38	<0,27	<0,3	<0,2	<0,34	<1,1589	NA	NA	NS
MW-14D	7/10/2009		NS	<0,4	<0,23	<0,34	<0,45	<0,5	NS	NS	NS	NS	NS	<0,32	<0,34	<0,34	<0,34	NS	<0,41	NS	NS	NA	NS	NS	NS	NS	NS	NS	NS	<0,31	NS	<0,51	<0,37	<0,66	<0,37	<0,53	<1,1590	NA	NA	NS
MW-14D	9/30/2009	DUP	NS	0,53	<0,34	<0,37	0,47	<0,25	NS	NS	NS	NS	NS	<0,27	<0,65	<0,20	<0,30	NS	<0,38	NS	NS	NA	NS	NS	NS	NS	NS	NS	NS	<0,37	NS	<0,38	<0,27	<0,30	<0,20	<0,34	<1,1592	NA	NA	NS
MW-14D	9/30/2009		NS	0,5	<0,33	<0,37	<0,33	<0,24	NS	NS	NS	NS	NS	<0,27	<0,65	<0,20	<0,30	NS	<0,38	NS	NS	NA	NS	NS	NS	NS	NS	NS	NS	<0,37	NS	<0,38	<0,27	<0,30	<0,20	<0,34	<1,1591	NA	NA	NS
MW-14D	12/31/2009		NS	<0,20	<0,32	<0,65	<0,30	6,1	NS	NS	NS	NS	NS	<0,24	<0,28	<0,30	<0,27	NS	<0,23	NS	NS	NA	NS	NS	NS	NS	NS	NS	NS	<0,20	NS	<0,20	<0,24	<0,31	<0,29	<0,31	<1,1593	NA	NA	NS
MW-14D	3/6/2010		NS	<0,15	<0,085	<0,068	<0,050	<0,49	NS	NS	NS	NS	NS	<0,052	<0,082	<0,098	<0,092	NS	<0,10	NS	NS	NA	NS	NS	NS	NS	NS	NS	NS	<0,10	NS	<0,082	<0,069	<0,18	<0,083	<0,050	<1,1594	NA	NA	NS
MW-14D	5/29/2010		NS	<0,4	<0,23	<0,34	<0,45	<0,56	NS	NS	NS	NS	NS	<0,32	<0,34	<0,34	<0,34	NS	<0,41	NS	NS	NA	NS	NS	NS	NS	NS	NS	NS	<0,31	NS	<0,51	<0,37	<0,66	<0,37	<0,53	<1,1595	NA	NA	NS
MW-14D	8/4/2010		NS	<0,22	<0,29	<0,29	<0,22	<0,29	NS	NS	NS	NS	NS	<0,26	<0,33	<0,27	<0,29	NS	<0,22	NS	NS	NA	NS	NS	NS	NS	NS	NS	NS	<0,28	NS	<0,34	<0,2	<0,51	0,3	0,74	<1,1596	NA	NA	NS
MW-14D	10/15/2010		NS	<0,22	<0,29	<0,29	<0,22	0,37	NS	NS	NS	NS	NS	<0,26	<0,33	<0,27	<0,29	NS	<0,22	NS	NS	NA	NS	NS	NS	NS	NS	NS	NS	<0,28	NS	<0,34	<0,2	<0,51	0,3	<0,5	<1,1597	NA	NA	NS
MW-14D	2/28/2011	DUP	NS	<0,20	<0,23	<0,22	<0,25	<0,23	NS	NS	NS	NS	NS	<0,25	<0,20	<0,25	<0,20	NS	<0,23	NS	NS	NA	NS	NS	NS	NS	NS	NS	NS	<0,20	NS	<0,25	<0,20	<0,50	0,33	<0,50	<1,1599	NA	NA	NS
MW-14D	2/28/2011		NS	<0,20	<0,23	<0,22	<0,25	0,29	NS	NS	NS	NS	NS	<0,25	<0,20	<0,25	<0,20	NS	<0,23	NS	NS	NA	NS	NS	NS	NS	NS	NS	NS	<0,20	NS	<0,25	<0,20	<0,50	0,31	<0,50	<1,1598	NA	NA	NS
MW-14D	5/27/2011	DUP	NS	<0,20	<0,23	<0,22	<0,25	<0,23	NS	NS	NS	NS	NS	<0,25	<0,20	<0,25	<0,20	NS	<0,23	NS	NS	NA	NS	NS	NS	NS	NS	NS	NS	<0,20	NS	<0,25	<0,20	<0,50	0,3	<0,50	<1,1601	NA	NA	NS
MW-14D	5/27/2011		NS	<0,20	<0,23	<0,22	<0,25	0,36	NS	NS	NS	NS	NS	<0,25	<0,20	<0,25	<0,20	NS	<0,23	NS	NS	NA	NS	NS	NS	NS	NS	NS	NS	<0,20	NS	<0,25	<0,20	<0,50	<0,22	<0,50	<1,1600	NA	NA	NS
MW-14D	8/24/2011		NS	0,3	<0,23	<0,22	<0,25	0,56	NS	NS	NS	NS	NS	<0,25	<0,2	<0,25	<0,2	NS	<0,23	NS	NS	NA	NS	NS	NS	NS	NS	NS	NS	<0,2	NS	<0,25	<0,2	<0,5	0,44	<0,5	<1,1602	NA	NA	NS
MW-14D	11/15/2011		NS	0,42	<0,23	<0,22	0,31	0,45	NS	NS	NS	NS	NS	<0,25	<0,2	<0,25	<0,2	NS	<0,23	NS	NS	NA	NS	NS	NS	NS	NS	NS	NS	<0,2	NS	<0,25	<0,2	<0,5	0,24	<0,5	<1,1603	NA	NA	NS
MW-14D	2/28/2012	DUP	NS	0,6	<0,23	<0,22	0,42	0,8	NS	NS	NS	NS	NS	<0,25	<0,2	<0,25	<0,2	NS	<0,23	NS	NS	NA	NS	NS	NS	NS	NS	NS	NS	<0,2	NS	<0,25	<0,2	<0,5	0,26	<0,5	<1,1605	NA	NA	NS
MW-14D	2/28/2012		NS	0,62	<0,23	<0,22	0,42	0,69	NS	NS	NS	NS	NS	<0,25	<0,2	<0,25	<0,2	NS	<0,23	NS	NS	NA	NS	NS	NS	NS	NS	NS	NS	<0,2	NS	<0,25	<0,2	<0,5	0,28	<0,5	<1,1604	NA	NA	NS
MW-14D	4/23/2012		NS	0,58	<0,23	<0,22	<0,25	0,39	NS	NS	NS	NS	NS	<0,25	<0,2	<0,25	<0,2	NS	<0,23	NS	NS	NA	NS	NS	NS	NS	NS	NS	NS	<0,2	NS	<0,25	<0,2	<0,5	0,28	<0,5	<1,1606	NA	NA	NS
MW-14D	8/20/2012		NS	0,48	<0,23	<0,22	0,37	0,74	NS	NS	NS	NS	NS	<0,25	<0,2	<0,25	<0,2	NS	<0,23	NS	NS	NA	NS	NS	NS	NS	NS	NS	NS	<0,2	NS	<0,25	<0,2	<0,5	0,27	<0,5	<1,1607	NA	NA	NS
MW-14D	11/14/2012		NS	<0,2	<024	<0,2	<0,21	<0,2	NS	NS	NS	NS	NS	<0,22	<0,2	<0,26	<0,25	NS	<0,2	NS	NS	NA	NS	NS	NS	NS	NS	NS	NS	<0,2	NS	<0,31	<0,2	<0,5	<0,26	<0,5	<1,1608	NA	NA	NS
MW-14D	3/4/2013		NS	<0,2	<0,24	<0,2	<0,21	<0,2	NS	NS	NS	NS	NS	<0,22	<0,22	<0,26	<0,25	NS	<0,2	NS	NS	NA	NS	NS	NS	NS	NS	NS	NS	<0,2	NS	<0,31	<0,2	<0,5	<0,26	<0,5	<1,1609	NA	NA	NS
MW-14D	6/11/2013		NS	<0,2	<0,24	<0,2	<0,21	<0,2	NS	NS	NS	NS	NS	<0,22	<0,22	<0,26	<0,25	NS	<0,2	NS	NS	NA	NS	NS	NS	NS	NS	NS	NS	<0,2	NS	<0,31	<0,2	<0,5	0,4	<0,5	<1,1610	NA	NA	NS
MW-14D	8/26/2013	DUP	NS	<0,2	<0,24	<0,2	0,34	<0,2	NS	NS	NS	NS	NS	<0,22	<0,22	<0,26	<0,25	NS	<0,2	NS	NS	NA	NS	NS	NS	NS	NS	NS	NS	<0,2	NS	<0,31	<0,2	<0,5	<0,26	<0,5	<1,1612	NA	NA	NS
MW-14D	8/26/2013		NS	<0,2	<0,24	<0,2	<0,21	<0,2	NS	NS	NS	NS	NS	<0,22	<0,22	<0,26	<0,25	NS	<0,2	NS	NS	NA	NS	NS	NS	NS	NS	NS	NS	<0,2	NS	<0,31	<0,2	<0,5	<0,26	<0,5	<1,1611	NA	NA	NS
MW-14D	12/12/2013		NS	0,22	<0,24	<0,2	<0,21	0,31	NS	NS	NS	NS	NS	<0,22	<0,22	<0,26	<0,25	NS	<0,2	NS	NS	NA	NS	NS	NS	NS	NS	NS	NS	<0,2	NS	<0,31	<0,2	<0,5	<0,26	<0,5	<1,1613	NA	NA	NS
MW-14D	3/20/2014	DUP	NS	<0,34	<0,27	<0,32	<0,26	<0,25	NS	NS	NS	NS	NS	<0,29	<0,24	<0,36	<0,20	NS	<0,2	NS	NS	NA	NS	NS	NS	NS	NS	NS	NS	<0,26	NS	<0,41	<0,2	<0,5	<0,31	<0,53	<1,1615	NA	NA	NS
MW-14D	3/20/2014		NS	<0,34	<0,27	<0,32	<0,26	<0,25	NS	NS	NS	NS	NS	<0,29	<0,24	<0,36	<0,20	NS	<0,2	NS	NS	NA	NS	NS	NS	NS	NS	NS	NS	<0,26	NS	<0,41	<0,2	<0,5	<0,31	<0,53	<1,1614	NA	NA	NS
MW-14D	6/17/2014		NS	<0,34	<0,27	<0,32	<0,26	<0,25	NS	NS	NS	NS	NS	<0,29	<0,24	<0,36	<0,20	NS	<0,2	NS	NS	NA	NS	NS	NS	NS	NS	NS	NS	<0,26	NS	<0,40	<0,24	<0,5	<0,31	<0,53	<1,1616	NA	NA	NS
MW-14D	12/11/2014		NS	<1,0	<0,50	<1,0	<1,0	<1,0	NS	<5,0	NS	NS	NS	<1,0	<1,0	<2,0	<1,0	NS	<1,0	NS	NA	NA	<5,0	NA	NS	NA	NA	NS	<5,0	<1,0	NA	<1,0	<1,0	<2,0	<1,0	<2,0	<1,1617	NA	NA	NS
MW-14D	3/15/2015		NS	0,75	<1,0	<1,0	<1,0	<1,0	NS	NS	NS	NS	NS	<1,0	<1,0	<1,0	<1,0	NS	<1,0	NS	NS	NA	NS	NS	NS	NS	NS	NS	NS	<1,0	NS	<1,0	<1,0	<2,0	<1,0	<2,0	<1,1618	NA	NA	NS
MW-14D	6/7/2015	DUP	NS	0,41	<1,0	<1,0	<1,0	<1,0	NS	NS	NS	NS	NS	<1,0	<1,0	<1,0	<1,0	NS	<1,0	NS	NS	<5,0	NS	NS	NS	NS	NS	NS	NS	<1,0	NS	<1,0	<1,0	<2,0	<1,0	<2,0	<1,1620	<1,0	<1,0	NS
MW-14D	6/7/2015		NS	0,37	<1,0	<1,0	<1,0	<1,0	NS	NS	NS	N

Appendix A
Groundwater Analytical Results - February 2003 - December 2024 (µg/L)
Perma-Fix of South Georgia Inc., Valdosta, GA

			Chlorinated and Non-Chlorinated VOCs																																
Sample Location	Sample Date	QA/QC Reference	1,1,1,2-Tetrachloroethane	1,1,1-Trichloroethane	1,1,2,2-Tetrachloroethane	1,1,2-Trichloroethane	1,1-Dichloroethane	1,1-Dichloroethene	1,1-Dichloropropene	1,2,3-Trichlorobenzene	1,2,3-Trichloropropane	1,2,4-Trichlorobenzene	1,2-Dibromoethane (EDB) (Ethylene dibromide)	1,2-Dichlorobenzene	1,2-Dichloroethane	1,2-Dichloropropane	1,3-Dichlorobenzene	1,3-Dichloropropane	1,4-Dichlorobenzene (para dichlorobenzene)	2,2-Dichloropropane	2-Butanone (MEK)	2-Chloroethyl Vinyl Ether	2-Chlorotoluene	2-Hexanone	4-Chlorotoluene	4-Methyl-2-Pentanone (MIBK)	Acetone	Bromobenzene	Bromochloromethane (Chlorobromomethane)	Bromodichloromethane (dichlorobromomethane, dichloromethylbromide)	Carbon Disulfide	Carbon Tetrachloride	Chlorobenzene	Chloroethane	Chloroform	Chloromethane	Cis-1,2-Dichloroethene	Cis-1,3-Dichloropropene	Dibromochloromethane (Chlorodibromomethane)	Dibromochloropropane (DBCP) (1,2-Dibromo-3-Chloropropane)
GW Standard			1 [b]	200 [a]	1 [b]	5 [a]	1 [b]	7 [a]	1 [b]	1 [a]	1 [b]	70 [a]	0,05 [a]	600 [a]	5 [a]	5 [a]	1 [b]	1 [b]	75 [a]	1 [b]	10 [b]	--	1 [b]	10 [b]	1 b	10 [b]	10 [b]	1 [b]	1 [b]	80 [a]	2 [b]	5 [a]	100 [a]	5 [b]	80 [a]	1 [b]	70 [a]	1 [b]	80 [a]	0,2 [a]
MW-14D	3/18/2016		NS	<1,0	<1,0	<1,0	<1,0	<1,0	NS	NS	NS	NS	NS	<1,0	<1,0	<1,0	<1,0	NS	<1,0	NS	NS	<5,0	NS	NS	NS	NS	NS	NS	NS	<1,0	NS	<1,0	<1,0	<2,0	<1,0	<2,0	<1,1623	<1,0	<1,0	NS
MW-14D	6/15/2016		<1,0	<1,0	<1,0	<1,0	<1,0	<1,0	<1,0	<2,0	<2,0	<2,0	<2,0	<1,0	<1,0	<1,0	<1,0	<1,0	<1,0	<1,0	<5,0	NS	<1,0	<10	<1,0	<5,0	<25	<1,0	<1,0	<1,0	<2,0	<1,0	<1,0	<2,0	<1,0	<2,0	<1,1624	<1,0	<1,0	<5,0
MW-14D	9/22/2016		<1,0	<1,0	<1,0	<1,0	<1,0	<1,0	<1,0	<2,0	<2,0	<2,0	<2,0	<1,0	<1,0	<1,0	<1,0	<1,0	<1,0	<1,0	<5,0	NS	<1,0	<10	<1,0	<5,0	<25	<1,0	<1,0	<1,0	<2,0	<1,0	<1,0	<2,0	<1,0	<2,0	<1,1625	<1,0	<1,0	<5,0
MW-14D	1/19/2017		<1,0	<1,0	<1,0	<1,0	<1,0	<1,0	<1,0	<2,0	<2,0	<2,0	<2,0	<1,0	<1,0	<1,0	<1,0	<1,0	<1,0	<1,0	<5,0	NS	<1,0	<10	<1,0	<5,0	<25	<1,0	<1,0	<1,0	<2,0	<1,0	<1,0	<2,0	<1,0	<2,0	<1,1626	<1,0	<1,0	<5,0
MW-14D	3/22/2017		<1,0	<1,0	<1,0	<1,0	<1,0	<1,0	<1,0	<2,0	<2,0	<2,0	<2,0	<1,0	<1,0	<1,0	<1,0	<1,0	<1,0	<1,0	<5,0	NS	<1,0	<10	<1,0	<5,0	<25	<1,0	<1,0	<1,0	<2,0	<1,0	<1,0	<2,0	<1,0	<2,0	<1,0	<1,0	<1,0	<5,0
MW-14D	6/29/2017		<1,0	<1,0	<1,0	<1,0	<1,0	<1,0	<1,0	<2,0	<2,0	<2,0	<2,0	<1,0	<1,0	<1,0	<1,0	<1,0	<1,0	<1,0	<5,0	NS	<1,0	<10	<1,0	<5,0	<25	<1,0	<1,0	<1,0	<2,0	<1,0	<1,0	<2,0	<1,0	<2,0	<1,0	<1,0	<1,0	<5,0
MW-14D	9/19/2017		<1,0	<1,0	<1,0	<1,0	<1,0	<1,0	<1,0	<2,0	<2,0	<2,0	<2,0	<1,0	<1,0	<1,0	<1,0	<1,0	<1,0	<1,0	<5,0	NS	<1,0	<10	<1,0	<5,0	<25	<1,0	<1,0	<1,0	<2,0	<1,0	<1,0	<2,0	<1,0	<2,0	<1,0	<1,0	<1,0	<5,0
MW-14D	1/9/2018		<1,0	<1,0	<1,0	<1,0	<1,0	<1,0	<1,0	<2,0	<2,0	<2,0	<2,0	<1,0	<1,0	<1,0	<1,0	<1,0	<1,0	<1,0	<5,0	NS	<1,0	<10	<1,0	<5,0	<25	<1,0	<1,0	<1,0	<2,0	<1,0	<1,0	<2,0	<1,0	<2,0	<1,0	<1,0	<1,0	<5,0
MW-14D	3/13/2018		<1,0	<1,0	<1,0	<1,0	<1,0	<1,0	<1,0	<2,0	<2,0	<2,0	<2,0	<1,0	<1,0	<1,0	<1,0	<1,0	<1,0	<1,0	<5,0	NS	<1,0	<10	<1,0	<5,0	<25	<1,0	<1,0	<1,0	<2,0	<1,0	<1,0	<2,0	<1,0	<2,0	<1,0	<1,0	<1,0	<5,0
MW-14D	6/26/2018		<1,0	<1,0	<1,0	<1,0	<1,0	<1,0	<1,0	<2,0	<2,0	<2,0	<2,0	<1,0	<1,0	<1,0	<1,0	<1,0	<1,0	<1,0	<5,0	NS	<1,0	<10	<1,0	<5,0	<25	<1,0	<1,0	<1,0	<2,0	<1,0	<1,0	<2,0	<1,0	<2,0	<1,0	<1,0	<1,0	<5,0
MW-14D	10/17/2018		<1,0	<1,0	<1,0	<1,0	<1,0	<1,0	<1,0	<2,0	<2,0	<2,0	<2,0	<1,0	<1,0	<1,0	<1,0	<1,0	<1,0	<1,0	<5,0	NS	<1,0	<10	<1,0	<5,0	<25	<1,0	<1,0	<1,0	<2,0	<1,0	<1,0	<2,0	<1,0	<2,0	<1,0	<1,0	<1,0	<5,0
MW-14D	1/22/2019		<1,0	<1,0	<1,0	<1,0	<1,0	<1,0	<1,0	<2,0	<2,0	<2,0	<2,0	<1,0	<1,0	<1,0	<1,0	<1,0	<1,0	<1,0	<5,0	NS	<1,0	<10	<1,0	<5,0	<25	<1,0	<1,0	<1,0	<2,0	<1,0	<1,0	<2,0	<1,0	<2,0	<1,0	<1,0	<1,0	<5,0
MW-14D	4/23/2019		<1,0	<1,0	<1,0	<1,0	<1,0	<1,0	<1,0	<2,0	<2,0	<2,0	<2,0	<1,0	<1,0	<1,0	<1,0	<1,0	<1,0	<1,0	<5,0	NS	<1,0	<10	<1,0	<5,0	<25	<1,0	<1,0	<1,0	<2,0	<1,0	<1,0	<2,0	<1,0	<2,0	<1,0	<1,0	<1,0	<5,0
MW-14D	7/31/2019		<1,0	<1,0	<1,0	<1,0	<1,0	<1,0	<1,0	<2,0	<2,0	<2,0	<2,0	<1,0	<1,0	<1,0	<1,0	<1,0	<1,0	<1,0	<5,0	NS	<1,0	<10	<1,0	<5,0	<25	<1,0	<1,0	<1,0	<2,0	<1,0	<1,0	<2,0	<1,0	<2,0	<1,0	<1,0	<1,0	<5,0
MW-14D	10/30/2019		<1,0	<1,0	<1,0	<1,0	<1,0	<1,0	<1,0	<2,0	<2,0	<2,0	<2,0	<1,0	<1,0	<1,0	<1,0	<1,0	<1,0	<1,0	<5,0	NS	<1,0	<10	<1,0	<5,0	<25	<1,0	<1,0	<1,0	<2,0	<1,0	<1,0	<2,0	<1,0	<2,0	<1,0	<1,0	<1,0	<5,0
MW-14D	1/24/2020		<1,0	0,95 J	<1,0	<1,0	<1,0	<1,0	<1,0	<2,0	<2,0	<2,0	<2,0	<1,0	<1,0	<1,0	<1,0	<1,0	<1,0	<1,0	<5,0	NS	<1,0	<10	<1,0	<5,0	<25	<1,0	<1,0	<1,0	<2,0	<1,0	<1,0	<2,0	<1,0	<2,0	<1,0	<1,0	<1,0	<5,0
MW-14D	10/21/2020		<1,0	<1,0	<1,0	<1,0	<1,0	<1,0	<1,0	<2,0	<2,0	<2,0	<2,0	<1,0	<1,0	<1,0	<1,0	<1,0	<1,0	<1,0	<5,0	NS	<1,0	<10	<1,0	<5,0	<25	<1,0	<1,0	<1,0	<2,0	<1,0	<1,0	<2,0	<1,0	<2,0	<1,0	<1,0	<1,0	<5,0
MW-14D	4/22/2021		<1,0	<1,0	<1,0	<1,0	<1,0	<1,0	<1,0	<2,0	<2,0	<2,0	<2,0	<1,0	<1,0	<1,0	<1,0	<1,0	<1,0	<1,0	<5,0	NS	<1,0	<10	<1,0	<5,0	<25	<1,0	<1,0	<1,0	<2,0	<1,0	<1,0	<2,0	<1,0	<2,0	<1,0	<1,0	<1,0	<5,0
MW-14D	12/14/2021		<1,0	<1,0	<1,0	<1,0	<1,0	<1,0	<1,0	<2,0	<2,0	<2,0	<2,0	<1,0	<1,0	<1,0	<1,0	<1,0	<1,0	<1,0	<5,0	NS	<1,0	<10	<1,0	<5,0	<25	<1,0	<1,0	<1,0	<2,0	<1,0	<1,0	<2,0	<1,0	<2,0	<1,0	<1,0	<1,0	<5,0
MW-14D	5/18/2022		<1,0	<1,0	<1,0	<1,0	<1,0	<1,0	<1,0	<2,0	<2,0	<2,0	<2,0	<1,0	<1,0	<1,0	<1,0	<1,0	<1,0	<1,0	<5,0	NS	<1,0	<10	<1,0	<5,0	<25	<1,0	<1,0	<1,0	<2,0	<1,0	<1,0	<2,0	<1,0	<2,0	<1,0	<1,0	<1,0	<5,0
MW-14D	11/8/2022		<1,0	<1,0	<1,0	<1,0	<1,0	<1,0	<1,0	<2,0	<2,0	<2,0	<2,0	<1,0	<1,0	<1,0	<1,0	<1,0	<1,0	<1,0	<5,0	NA	<1,0	<10	<1,0	<5,0	<25	<1,0	<1,0	<1,0	<2,0	<1,0	<1,0	<2,0	<1,0	<2,0	<1,0	<1,0	<1,0	<5,0
MW-14D	4/19/2023		<1,0	<1,0	<1,0	<1,0	<1,0	<1,0	<1,0	<2,0	<2,0	<2,0	<2,0	<1,0	<1,0	<1,0	<1,0	<1,0	<1,0	<1,0	<5,0	NA	<1,0	<10	<1,0	<5,0	<25	<1,0	<1,0	<1,0	<2,0	<1,0	<1,0	<2,0	<1,0	<2,0	<1,0	<1,0	<1,0	<5,0
MW-14D	11/9/2023		<1,0	<1,0	<1,0	<1,0	<1,0	<1,0	<1,0	<2,0	<2,0	<2,0	<2,0	<1,0	<1,0	<1,0	<1,0	<1,0	<1,0	<1,0	<5,0	NA	<1,0	<10	<1,0	<5,0	<25	<1,0	<1,0	<1,0	<2,0	<1,0	<1,0	<2,0	<1,0	<2,0	<1,0	<1,0	<1,0	<5,0
MW-14D	5/1/2024		<1,0	<1,0	<1,0	<1,0	<1,0	<1,0	<1,0	<5,0	<1,0	<5,0	<1,0	<1,0	<1,0	<1,0	<1,0	<1,0	<1,0	<1,0	<10	NA	<1,0	<10	<1,0	<10	<10	<1,0	<1,0	<1,0	<2,0	<1,0	<1,0	<5,0	<1,0	<1,0	<1,0	<1,0	<1,0	<5,0
MW-14D	12/6/2024		<1,0	<1,0	<1,0	<1,0	<1,0	<1,0	<1,0	<5,0	<1,0	<5,0	<1,0	<1,0	<1,0	<1,0	<1,0	<1,0	<1,0	<1,0	<10	NA	<1,0	<10	<1,0	<10	<10	<1,0	<1,0	<1,0	<2,0	<1,0	<1,0	<5,0	<1,0	<2,0	<1,0	<1,0	<1,0	<5,0
MW-15	7/26/2006		NS	<0,3	<0,2	<0,3	<0,2	0,7	NS	6,6	NS	NS	NS	NS	<0,2	<0,1	<0,4	<0,2	NS	<0,1	NS	<2,0	NA	<0,1	<0,6	NS	<2,0	<2,0	NS	<0,3	<0,2	<0,9	<0,3	<0,2	<0,3	0,2	<0,3	<1,1627	NA	NA	NS
MW-15	8/30/2007		NS	<0,3	NS	NS	<0,2	1	NS	NS	NS	NS	NS	NS	<0,1	NS	NS	NS	NS	NS	NS	NS	NA	NS	NS	NS	NS	NS	NS	NS	NS	NS	NS	NS	<0,3	NS	NS	<1,1628	NA	NA	NS
MW-15	12/20/2007		NS	<0,3	<0,1	<0,4	<0,5	2,2	NS	NS	NS	NS	NS	<0,3	<0,2	<0,4	<0,3	NS	<0,2	NS	NS	NA	NS	NS	NS	NS	NS	NS	NS	<0,3	NS	<0,5	<0,2	<0,9	<0,3	<0,4	<1,1629	NA	NA	NS
MW-15	3/18/2008		NS	<0,34	<0,14	<0,35	<0,45	2,6	NS	NS	NS	NS	NS	<0,30	<0,19	<0,44	<0,25	NS	<0,18	NS	NS	NA	NS	NS	NS	NS	NS	NS	NS	<0,29	NS	<0,53	<0,21	<0,85	<0,34	<0,36	<1,1630	NA	NA	NS
MW-15	6/20/2008		NS	<0,34	<0,14	<0,35	<0,45	2,8	NS	NS	NS	NS	NS	<0,30	<0,19	<0,44	<0,25	NS	<0,18	NS	NS	NA	NS	NS	NS	NS	NS	NS	NS	<0,29	NS	<0,53	<0,21	<0,85	<0,34	<0,36	<1,1631	NA	NA	NS
MW-15	9/24/2008		NS	<0,37	<0,21	<0,40	<0,37	2,9	NS	NS	NS	NS	NS	<0,08	<0,43	<0,52	<0,23	NS	<0,20	NS	NS	NA	NS	NS	NS	NS	NS	NS	NS	<0,12	NS	<0,45	<0,24	<0,36	<0,43	<0,39	<1,1632	NA	NA	NS
MW-15	12/15/2008		NS	<0,37	<0,21	<0,40	<0,37	1,5	NS	NS	NS	NS	NS	<0,12	<0,43	<0,52	<0,23	NS	<0,20	NS	NS	NA	NS	NS	NS	NS	NS	NS	NS	<0,28	<0,08	NS	<0,45	<0,24	<0,36	<0,43	<0,39	<1,1633	NA	NA	NS
MW-15	3/30/2009		NS	<0,27	<0,33	<0,37	<0,33	2,4	NS	NS	NS	NS	NS	<0,27	<0,65	<0,2	<0,3	NS	<0,38	NS	NS	NA	NS	NS	NS	NS	NS	NS	NS	<0,37	NS	<0,38	<0,27	<0,3	<0,2	<0,34	<1,1634	NA	NA	NS
MW-15	7/10/2009		NS	<0,4	<0,23	<0,34	<0,45	<0,5	NS	NS	NS	NS	NS	<0,32	<0,34	<0,34	<0,34	NS	<0,41	NS	NS	NA	NS	NS	NS	NS	NS	NS	NS	<0,31	NS	<0,51	<0,37	<0,66	<0,37	<0,53	<1,1635	NA	NA	NS
MW-15	9/30/2009		NS	1,4	<0,33	<0,37	<0,33	1,4	NS	NS	NS	NS	NS	<0,27	<0,65	<0,20	<0,30	NS	<0,38	NS	NS	NA	NS	NS	NS	NS	NS	NS	NS	<0,37	NS	<0,38	<0,27	<0,30	<0,20	<0,34	<1,1636	NA	NA	NS
MW-15	12/10/2009	DUP	NS	<0,35	<0,19	<0,40	<0,35	1,8	NS	NS	NS	NS	NS	<0,40	<0,44	<0,49	<0,35	NS	<0,26	NS	NS	NA	NS	NS	NS	NS	NS	NS	NS	<0,11	NS	<0,42	<0,23	<0,34	<0,40	<0,40	<1,1638	NA	NA	NS
MW-15	12/10/2009		NS	<0,35	<0,19	<0,40	<0,35	1,6	NS	NS	NS	NS	NS	<0,40	<0,44	<0,49	<0,35	NS	<0,26	NS	NS	NA	NS	NS	NS	NS	NS	NS	NS	<0,11	NS	<0,42	<0,23	<0,34	<0,40	<0,40	<1,1637	NA	NA	NS
MW-15	3/6/2010		NS	<0,15	<0,085	<0,068	<0,05	<0,62	NS	NS	NS	NS	NS	<0,052	<0,082	<0,098	<0,092	NS	<0,10	NS	NS	NA	NS	NS	NS	NS	NS	NS	NS	<0,10	NS	<0,082	<0,069	<0,18	<0,083	1,2	<1,1639	NA	NA	NS
MW-15	5/29/2010		NS	<0,4	<0,23	<0,34	<0,45	1,6	NS	NS	NS	NS	NS	<0,32	<0,34	<0,34	<0,34	NS	<0,41	NS	NS	NA	NS	NS	NS	NS	NS	NS	NS	<0,31	NS	<0,51	<0,37	<0,66	<0,37	<0,53	<1,1640	NA	NA	NS
MW-15	8/4/2010		NS	<0,22	<0,29	<0,29	<0,22	1	NS	NS	NS	NS	NS	<0,26	<0,33	<0,27	<0,29	NS	<0,22	NS	NS	NA	NS	NS	NS	NS	NS	NS	NS	<0,28	NS	<0,34	<0,2	<0,51	<0,25	0,85	<1,1641	NA	NA	NS
MW-15	10/15/2010		NS	<0,22	<0,29	<0,29	<0,22	0,68	NS	NS	NS	NS	NS	<0,26	<0,33	<0,27	<0,29	NS	<0,22	NS	NS	NA	NS	NS	NS	NS	NS	NS	NS	<0,28	NS	<0,34	<0,2	<0,51	<0,25	<0,5	<1,1642	NA	NA	NS
MW-15	2/28/2011		NS	<0,20	<0,23	<0,22	<0,25	1,1	NS	NS	NS	NS	NS	<0,25	<0,20	<0,25	<0,20	NS	<0,23	NS	NS	NA	NS	NS	NS	NS	NS	NS	NS	<0,20	NS	<0,25	<0,20	<0,50	<0,22	<0,50	<1,1643	NA	NA	NS
MW-15	5/27/2011		NS	<0,20	<0,23	<0,22	<0,25	<0,23	NS	NS	NS	NS	NS	<0,25	<0,20	<0,25	<0,20	NS	<0,23	NS	NS	NA	NS	NS	NS	NS	NS	NS	NS	<0,20	NS	<0,25	<0,20	<0,50	<0,22	<0,50	<1,1644	NA	NA	NS
MW-15	8/24/2011		NS	<0,2	<0,23	<0,22	<0,25	0,46	NS	NS	NS	NS	NS	<0,25	<0,2	<0,25	<0,2	NS	<0,23	NS	NS	NA	NS	NS	NS	NS	NS	NS	NS	<0,2	NS	<0,25	<0,2	<0,5	<0,22	<0,5	<1,1645	NA	NA	NS
MW-15	11/15/2011		NS	<0,2	<0,23	<0,22	<0,25	0,46	NS	NS	NS	NS	NS	<0,25	<0,2	<0,25	<0,2	NS	<0,23	NS	NS	NA	NS	NS	NS	NS	NS	NS	NS	<0,2	NS	<0,25	<0,2	<0,5	<0,22	<0,5	<1,1646	NA	NA	NS
MW-15	2/28/2012		NS	<0,2	<0,23	<0,22	<0,25	1,7	NS	NS	NS	NS	NS	<0,25	<0,2	<0,25	<0,2	NS	<0,23	NS	NS	NA	NS	NS	NS	NS	NS	NS	NS	<0,2	NS	<0,25	<0,2	<0,5	<0,22	<0,5	<1,1647	NA	NA	NS
MW-15	4/23/2012	DUP	NS	<0,2	<0,23	<0,22	<0,25	1,4	NS	NS	NS	NS	NS	<0,25	<0,2	<0,25	<0,2	NS	<0,23	NS	NS	NA	NS	NS	NS	NS	NS	NS	NS	<0,2	NS	<0,25	<0,2	<0,5	<0,22	<0,5	<1,1649	NA	NA	NS
MW-15	4/23/2012		NS	<0,2	<0,23	<0,22	<0,25	2,4	NS	NS	NS	NS	NS	<0,25	<0,2	<0,25	<0,2	NS	<0,23	NS	NS	NA	NS	NS	NS	NS	NS	NS	NS	<0,2	NS	<0,25	<0,2	<0,5	<0,22	<0,5	<1,1648	NA	NA	NS
MW-15	8/20/2012		NS	<0,2	<0,23	<0,22	<0,25	<0,23	NS	NS	NS	NS	NS	<0,25	<0,2	<0,25	<0,2	NS	<0,23	NS	NS	NA	NS	NS	NS	NS	NS	NS	NS	<0,2	NS	<0,25	<0,2	<0,5	<0,22	<0,5	<1,1650	NA	NA	NS
MW-15	11/14/2012		NS	<0,2	<0,24	<0,2	<0,21	0,95	NS	NS	NS	NS	NS	<0,22	<0,22	<0,26	<0,25	NS	<0,2	NS	NS	NA	NS	NS	NS	NS	NS	NS	NS	<0,2	NS	<0,31	<0,2	<0,5	<0,26	<0,5	<1,1651	NA	NA	NS
MW-15	3/4/2013	DUP	NS	<0,2	<0,24	<0,2	<0,21	<0,2	NS	NS	NS	NS	NS	<0,22	<0,22	<0,26	<0,25	NS	<0,2	NS	NS	NA	NS	NS	NS	NS	NS	NS	NS	<0,2	NS	<0,31	<0,2	<0,5	<0,26	<0,5	<1,1653	NA	NA	NS
MW-15	3/4/2013		NS	<0,2	<0,24	<0,2	<0,21	<0,2	NS	NS	NS	NS	NS	<0,22	<0,22	<0,26	<0,25	NS	<0,2	NS	NS	NA	NS	NS	NS	NS	NS	NS	NS	<0,2	NS	<0,31	<0,2	<0,5	<0,26	<0,5	<1,1652	NA	NA	NS
MW-15	6/10/2013		NS	<0,2	<0,24	<0,2	<0,21	<0,2	NS	NS	NS	NS	NS	<0,22	<0,22	<0,26	<0,25	NS	<0,2	NS	NS	NA	NS	NS	NS	NS	NS	NS	NS	<0,2	NS	<0,31	<0,2	<0,5	<0,26	<0,5	<1,1654	NA	NA	NS
MW-15	8/27/2013	DUP	NS	<0,2	<0,24	<0,2	<0,21	<0,2	NS	NS	NS	NS	NS	<0,22	<0,22	<0,26	<0,25	NS	<0,2	NS	NS	NA	NS	NS	NS	NS	NS	NS	NS	<0,2	NS	<0,31	<0,2	<0,5	<0,26	<0,5	<1,1656	NA	NA	NS
MW-15	8/27/2013		NS	<0,2	<0,24	<0,2	<0,21	<0,2	NS	NS	NS	NS	NS	<0,22	<0,22	<0,26	<0,25	NS	<0,2	NS	NS	NA	NS	NS	NS	NS	NS	NS	NS	<0,2	NS	<0,31	<0,2	<0,5	<0,26	<0,5	<1,1655	NA	NA	NS
MW-15	12/12/2013		NS	<0,2	<0,24	<0,2	<0,21	<0,2	NS	NS	NS	NS	NS	<0,22	<0,22	<0,26	<0,25	NS	<0,2	NS	NS	NA	NS	NS	NS	NS	NS	NS	NS	<0,2	NS	<0,31	<0,2	<0,5	<0,26	<0,5	<1,1657	NA	NA	NS
MW-15	3/20/2014		NS	0,64	<0,27	<0,32	<0,26	<0,25	NS	NS	NS	NS	NS	<0,29	<0,21	<0,36	<0,20	NS	<0,2	NS	NS	NA	NS	NS	NS	NS	NS	NS	NS	<0,26	NS	<0,41	<0,2	<0,5	<0,31	<0,53	<1,1658	NA	NA	NS
MW-15	6/17/2014		NS	<0,34	<0,27	<0,32	<0,26	<0,25	NS	NS	NS	NS	NS	<0,29	<0,21	<0,36	<0,20	NS	<0,2	NS	NS	NA	NS	NS	NS	NS	NS	NS	NS	<0,26	NS	<0,41	<0,2	<0,5	<0,31	<0,53	<1,1659	NA	NA	NS
MW-15	12/10/2014		NS	1,9	<0,50	<1,0	<1,0	<1,0	NS	<5,0	NS	NS	NS	<1,0	<1,0	<2,0	<1,0	NS	<1,0	NS	NA	NA	<5,0	NA	NS	NA	NA	NS	<5,0	<1,0	NA	<1,0	<1,0	<2,0	<1,0	<2,0	<1,1660	NA	NA	NS
MW-15	3/15/2015		NS	0,8	<1,0	<1,0	<1,0	<1,0	NS	NS	NS	NS	NS	<1,0	<1,0	<1,0	<1,0	NS	<1,0	NS	NS	NA	NS	NS	NS	NS	NS	NS	NS	<1,0	NS	<1,0	<1,0	<2,0	<1,0	<2,0	<1,1661	NA	NA	NS
MW-15	6/6/2015		NS	0,52	<1,0	<1,0	<1,0	<1,0	NS	NS	NS	NS	NS	<1,0	<1,0	<1,0	<1,0	NS	<1,0	NS	NS	<5,0	NS	NS	NS	NS	NS	NS	NS	<1,0	NS	<1,0	<1,0	<2,0	<1,0	<2,0	<1,1662	<1,0	<1,0	NS
MW-15	8/11/2015		NS	<1,0	<1,0	<1,0	<1,0	<1,0	NS	NS	NS	NS	NS	<1,0	<1,0	<1,0	<1,0	NS	<1,0	NS	NS	<5,0	NS	NS	NS	NS	NS	NS	NS	<1,0	NS	<1,0	<1,0	<2,0	<1,0	<2,0	<1,1663	<1,0	<1,0	NS
MW-15	12/15/2015		NS	<1,0	<1,0	<1,0	<1,0	<1,0	NS	NS	NS	NS	NS	<1,0	<1,0	<1,0	<1,0	NS	<1,0	NS	NS	<5,0	NS	NS	NS	NS	NS	NS	NS	<1,0	NS	<1,0	<1,0	<2,0	<1,0	<2,0	<1,1664	<1,0	<1,0	NS
MW-15	3/17/2016	DUP	NS	<1,0	<1,0	<1,0	<1,0	<1,0	NS	NS	NS	NS	NS	<1,0	<1,0	<1,0	<1,0	NS	<1,0	NS	NS	<5,0	NS	NS	NS	NS	NS	NS	NS	<1,0	NS	<1,0	<1,0	<2,0	<1,0	<2,0	<1,1666	<1,0	<1,0	NS
MW-15	3/17/2016		NS	<1,0	<1,0	<1,0	<1,0	<1,0	NS	NS	NS	NS	NS	<1,0	<1,0	<1,0	<1,0	NS	<1,0	NS	NS	<5,0	NS	NS	NS	NS	NS	NS	NS	<1,0	NS	<1,0	<1,0	<2,0	<1,0	<2,0	<1,1665	<1,0	<1,0	NS
MW-15	6/14/2016		<1,0	0,24	<1,0	<1,0	<1,0	<1,0	<1,0	<2,0	<2,0	<2,0	<2,0	<1,0	<1,0	<1,0	<1,0	<1,0	<1,0	<1,0	<5,0	NS	<1,0	<10	<1,0	<5,0	<25	<1,0	<1,0	<1,0	<2,0	<1,0	<1,0	<2,0	<1,0	<2,0	<1,1667	<1,0	<1,0	<5,0
MW-15	9/21/2016	DUP	<1,0	<1,0	<1,0	<1,0	<1,0	<1,0	<1,0	<2,0	<2,0	<2,0	<2,0	<1,0	<1,0	<1,0	<1,0	<1,0	<1,0	<1,0	<5,0	NS	<1,0	<10	<1,0	<5,0	<25	<1,0	<1,0	<1,0	<2,0	<1,0	<1,0	<2,0	<1,0	<2,0	<1,1669	<1,0	<1,0	<5,0
MW-15	9/21/2016		<1,0	<1,0	<1,0	<1,0	<1,0	<1,0	<1,0	<2,0	<2,0	<2,0	<2,0	<1,0	<1,0	<1,0	<1,0	<1,0	<1,0	<1,0	<5,0	NS	<1,0	<10	<1,0	<5,0	<25	<1,0	<1,0	<1,0	<2,0	<1,0	<1,0	<2,0	<1,0	<2,0	<1,1668	<1,0	<1,0	<5,0
MW-15	1/17/2017		<1,0	<1,0	<1,0	<1,0	<1,0	<1,0	<1,0	<2,0	<2,0	<2,0	<2,0	<1,0	<1,0	<1,0	<1,0	<1,0	<1,0	<1,0	<5,0	NS	<1,0	<10	<1,0	<5,0	<25	<1,0	<1,0	<1,0	<2,0	<1,0	<1,0	<2,0	<1,0	<2,0	<1,1670	<1,0	<1,0	<5,0
MW-15	3/21/2017		<1,0	0,27	<1,0	<1,0	<1,0	<1,0	<1,0	<2,0	<2,0	<2,0	<2,0	<1,0	<1,0	<1,0	<1,0	<1,0	<1,0	<1,0	<5,0	NS	<1,0	<10	<1,0	<5,0	<25	<1,0	<1,0	<1,0	<2,0	<1,0	<1,0	<2,0	<1,0	<2,0	<1,0	<1,0	<1,0	<5,0
MW-15	6/27/2017		<1,0	<1,0	<1,0	<1,0	<1,0	<1,0	<1,0	<2,0	<2,0	<2,0	<2,0	<1,0	<1,0	<1,0	<1,0	<1,0	<1,0	<1,0	<5,0	NS	<1,0	<10	<1,0	<5,0	<25	<1,0	<1,0	<1,0	<2,0	<1,0	<1,0	<2,0	<1,0	<2,0	<1,0	<1,0	<1,0	<5,0
MW-15	9/19/2017		<1,0	<1,0	<1,0	<1,0	<1,0	<1,0	<1,0	<2,0	<2,0	<2,0	<2,0	<1,0	<1,0	<1,0	<1,0	<1,0	<1,0	<1,0

Appendix A
Groundwater Analytical Results - February 2003 - December 2024 (µg/L)
Perma-Fix of South Georgia Inc., Valdosta, GA

			Chlorinated and Non-Chlorinated VOCs																																	
Sample Location	Sample Date	QA/QC Reference	1,1,1,2-Tetrachloroethane	1,1,1-Trichloroethane	1,1,2,2-Tetrachloroethane	1,1,2-Trichloroethane	1,1-Dichloroethane	1,1-Dichloroethene	1,1-Dichloropropene	1,2,3-Trichlorobenzene	1,2,3-Trichloropropane	1,2,4-Trichlorobenzene	1,2-Dibromoethane (EDB) (Ethylene dibromide)	1,2-Dichlorobenzene	1,2-Dichloroethane	1,2-Dichloropropane	1,3-Dichlorobenzene	1,3-Dichloropropane	1,4-Dichlorobenzene (para dichlorobenzene)	2,2-Dichloropropane	2-Butanone (MEK)	2-Chloroethyl Vinyl Ether	2-Chlorotoluene	2-Hexanone	4-Chlorotoluene	4-Methyl-2-Pentanone (MIBK)	Acetone	Bromobenzene	Bromochloromethane (Chlorobromomethane)	Bromodichloromethane (dichlorobromomethane, dichloromethylbromide)	Carbon Disulfide	Carbon Tetrachloride	Chlorobenzene	Chloroethane	Chloroform	Chloromethane	Cis-1,2-Dichloroethene	Cis-1,3-Dichloropropene	Dibromochloromethane (Chlorodibromomethane)	Dibromochloropropane (DBCP) (1,2-Dibromo-3-Chloropropane)
GW Standard			1 [b]	200 [a]	1 [b]	5 [a]	1 [b]	7 [a]	1 [b]	1 [a]	1 [b]	70 [a]	0,05 [a]	600 [a]	5 [a]	5 [a]	1 [b]	1 [b]	75 [a]	1 [b]	10 [b]	--	1 [b]	10 [b]	1 b	10 [b]	10 [b]	1 [b]	1 [b]	80 [a]	2 [b]	5 [a]	100 [a]	5 [b]	80 [a]	1 [b]	70 [a]	1 [b]	80 [a]	0,2 [a]
MW-15	10/20/2020		<1.0	<1.0	<1.0	<1.0	<1.0	<1.0	<1.0	<2.0	<2.0	<2.0	<2.0	<1.0	<1.0	<1.0	<1.0	<1.0	<1.0	<1.0	<5.0	NS	<1.0	<10	<1.0	<5.0	<25	<1.0	<1.0	<1.0	<2.0	<1.0	<1.0	<2.0	<1.0	<2.0	<1.0	<1.0	<1.0	<5.0
MW-15	4/21/2021		<1.0	<1.0	<1.0	<1.0	<1.0	<1.0	<1.0	<2.0	<2.0	<2.0	<2.0	<1.0	<1.0	<1.0	<1.0	<1.0	<1.0	<1.0	<5.0	NS	<1.0	<10	<1.0	<5.0	2.4 J	<1.0	<1.0	<1.0	<2.0	<1.0	<1.0	<2.0	<1.0	<2.0	<1.0	<1.0	<1.0	<5.0
MW-15	12/13/2021		<1.0	<1.0	<1.0	<1.0	<1.0	<1.0	<1.0	<2.0	<2.0	<2.0	<2.0	<1.0	<1.0	<1.0	<1.0	<1.0	<1.0	<1.0	<5.0	NS	<1.0	<10	<1.0	<5.0	<25	<1.0	<1.0	<1.0	<2.0	<1.0	<1.0	<2.0	0.3 J	<2.0	<1.0	<1.0	<1.0	<5.0
MW-15	5/18/2022		<1.0	<1.0	<1.0	<1.0	<1.0	<1.0	<1.0	<2.0	<2.0	<2.0	<2.0	<1.0	<1.0	<1.0	<1.0	<1.0	<1.0	<1.0	<5.0	NS	<1.0	<10	<1.0	<5.0	<25	<1.0	<1.0	<1.0	<2.0	<1.0	<1.0	<2.0	<1.0	<2.0	<1.0	<1.0	<1.0	<5.0
MW-15	11/8/2022		<1.0	<1.0	<1.0	<1.0	<1.0	<1.0	<1.0	<2.0	<2.0	<2.0	<2.0	<1.0	<1.0	<1.0	<1.0	<1.0	<1.0	<1.0	<5.0	NA	<1.0	<10	<1.0	<5.0	<25	<1.0	<1.0	<1.0	<2.0	<1.0	<1.0	<2.0	<1.0	<2.0	<1.0	<1.0	<1.0	<5.0
MW-15	4/19/2023		<1.0	<1.0	<1.0	<1.0	<1.0	<1.0	<1.0	<2.0	<2.0	<2.0	<2.0	<1.0	<1.0	<1.0	<1.0	<1.0	<1.0	<1.0	<5.0	NA	<1.0	<10	<1.0	<5.0	<25	<1.0	<1.0	<1.0	<2.0	<1.0	<1.0	<2.0	<1.0	<2.0	<1.0	<1.0	<1.0	<5.0
MW-15	11/7/2023		<1.0	<1.0	<1.0	<1.0	<1.0	<1.0	<1.0	<2.0	<2.0	<2.0	<2.0	<1.0	<1.0	<1.0	<1.0	<1.0	<1.0	<1.0	<5.0	NA	<1.0	<10	<1.0	<5.0	<25	<1.0	<1.0	<1.0	<2.0	<1.0	<1.0	<2.0	<1.0	<2.0	<1.0	<1.0	<1.0	<5.0
MW-15	4/30/2024		<1.0	<1.0	<1.0	<1.0	<1.0	<1.0	<1.0	<5.0	<1.0	<5.0	<1.0	<1.0	<1.0	<1.0	<1.0	<1.0	<1.0	<1.0	<10	NA	<1.0	<10	<1.0	<10	<10	<1.0	<1.0	<1.0	<2.0	<1.0	<1.0	<5.0	<1.0	<2.0	<1.0	<1.0	<1.0	<5.0
MW-15	12/5/2024		<1.0	<1.0	<1.0	<1.0	<1.0	<1.0	<1.0	<5.0	<1.0	<5.0	<1.0	<1.0	<1.0	<1.0	<1.0	<1.0	<1.0	<1.0	<10	NA	<1.0	<10	<1.0	<10	<10	<1.0	<1.0	<1.0	<2.0	<1.0	<1.0	<5.0	<1.0	<2.0	<1.0	<1.0	<1.0	<5.0
MW-22	1/18/2008		NS	<0.34	<0.14	<0.35	<0.45	<0.36	NS	NS	NS	NS	NS	<0.30	<0.19	<0.44	<0.25	NS	<0.18	NS	NS	NA	NS	NS	NS	NS	NS	NS	NS	<0.29	NS	<0.53	<0.21	<0.85	<0.34	<0.36	<1.1433	NA	NA	NS
MW-22	3/18/2008		NS	<0.34	<0.14	<0.35	<0.45	<0.36	NS	NS	NS	NS	NS	<0.30	<0.19	<0.44	<0.25	NS	<0.18	NS	NS	NA	NS	NS	NS	NS	NS	NS	NS	<0.29	NS	<0.53	<0.21	<0.85	<0.34	<0.36	<1.1434	NA	NA	NS
MW-22	6/20/2008		NS	<0.34	<0.14	<0.35	<0.45	<0.36	NS	NS	NS	NS	NS	<0.30	<0.19	<0.44	<0.25	NS	<0.18	NS	NS	NA	NS	NS	NS	NS	NS	NS	NS	<0.29	NS	<0.53	<0.21	<0.85	<0.34	<0.36	<1.1435	NA	NA	NS
MW-22	9/25/2008		NS	<0.37	<0.21	<0.40	<0.37	<0.34	NS	NS	NS	NS	NS	<0.08	<0.43	<0.52	<0.23	NS	<0.20	NS	NS	NA	NS	NS	NS	NS	NS	NS	NS	<0.12	NS	<0.45	<0.24	<0.36	<0.43	<0.39	<1.1436	NA	NA	NS
MW-22	12/15/2008		NS	<0.37	<0.21	<0.40	<0.37	<0.34	NS	NS	NS	NS	NS	<0.12	<0.43	<0.52	<0.23	NS	<0.20	NS	NS	NA	NS	NS	NS	NS	NS	NS	<0.28	<0.08	NS	<0.45	<0.24	<0.36	<0.43	<0.39	<1.1437	NA	NA	NS
MW-22	3/30/2009		NS	<0,27	<0,33	<0,37	<0,33	<0,24	NS	NS	NS	NS	NS	<0,27	<0,65	<0,2	<0,3	NS	<0,38	NS	NS	NA	NS	NS	NS	NS	NS	NS	NS	<0,37	NS	<0,38	<0,27	<0,3	<0,2	<0,34	<1.1438	NA	NA	NS
MW-22	7/10/2009		NS	0.48	<0,23	<0,34	<0,45	<0,5	NS	NS	NS	NS	NS	<0.32	<0,34	<0,34	<0,34	NS	<0,41	NS	NS	NA	NS	NS	NS	NS	NS	NS	NS	<0,31	NS	<0,51	<0,37	<0,66	<0,37	<0,53	<1.1439	NA	NA	NS
MW-22	9/30/2009		NS	1.1	<0,33	<0,37	<0,33	<0,24	NS	NS	NS	NS	NS	<0,27	<0.65	<0,20	<0,30	NS	<0,38	NS	NS	NA	NS	NS	NS	NS	NS	NS	NS	<0,37	NS	<0,38	<0,27	<0,30	<0,20	<0,34	<1.1440	NA	NA	NS
MW-22	12/10/2009		NS	<0,35	<0,19	<0,40	<0,35	<0,32	NS	NS	NS	NS	NS	<0,40	<0,44	<0,49	<0,35	NS	<0,26	NS	NS	NA	NS	NS	NS	NS	NS	NS	NS	<0,11	NS	<0,42	<0,23	<0,34	<0,40	<0,40	<1.1441	NA	NA	NS
MW-22	3/6/2010		NS	<0.15	<0.085	<0.068	<0.050	<0.15	NS	NS	NS	NS	NS	<0.052	<0.082	<0.098	<0.092	NS	<0.10	NS	NS	NA	NS	NS	NS	NS	NS	NS	NS	<0.10	NS	<0.082	<0.069	<0.18	<0.083	<0.050	<1.1442	NA	NA	NS
MW-22	5/29/2010		NS	<0,4	<0,23	<0,34	<0,45	<0,5	NS	NS	NS	NS	NS	<0,32	<0,34	<0,34	<0,34	NS	<0,41	NS	NS	NA	NS	NS	NS	NS	NS	NS	NS	<0,31	NS	<0,51	<0,37	<0,66	<0,37	<0,53	<1.1443	NA	NA	NS
MW-22	8/4/2010		NS	<0,22	<0,29	<0,29	<0,22	<0,29	NS	NS	NS	NS	NS	<0,26	<0,33	<0,27	<0,29	NS	<0,22	NS	NS	NA	NS	NS	NS	NS	NS	NS	NS	<0,28	NS	<0,34	<0,2	<0,51	<0,25	0,79	<1.1444	NA	NA	NS
MW-22	10/15/2010		NS	<0,22	<0,29	<0,29	<0,22	<0,29	NS	NS	NS	NS	NS	<0,26	<0,33	<0,27	<0,29	NS	<0,22	NS	NS	NA	NS	NS	NS	NS	NS	NS	NS	<0,28	NS	<0,34	<0,2	<0,51	<0,25	<0,5	<1.1445	NA	NA	NS
MW-22	2/28/2011		NS	<0,20	<0,23	<0,22	<0,25	<0,23	NS	NS	NS	NS	NS	<0,25	<0,20	<0,25	<0,20	NS	<0,23	NS	NS	NA	NS	NS	NS	NS	NS	NS	NS	<0,20	NS	<0,25	<0,20	<0,50	<0,22	<0,50	<1.1446	NA	NA	NS
MW-22	5/27/2011		NS	<0,20	<0,23	<0,22	<0,25	<0,23	NS	NS	NS	NS	NS	<0,25	<0,20	<0,25	<0,20	NS	<0,23	NS	NS	NA	NS	NS	NS	NS	NS	NS	NS	<0,20	NS	<0,25	<0,20	<0,50	<0,22	<0,50	<1.1447	NA	NA	NS
MW-22	8/24/2011		NS	<0,2	<0,23	<0,22	<0,25	<0,23	NS	NS	NS	NS	NS	<0,25	<0,2	<0,25	<0,2	NS	<0,23	NS	NS	NA	NS	NS	NS	NS	NS	NS	NS	<0,2	NS	<0,25	<0,2	<0,5	<0,22	<0,5	<1.1448	NA	NA	NS
MW-22	11/15/2011		NS	<0,2	<0,23	<0,22	<0,25	<0,23	NS	NS	NS	NS	NS	<0,25	<0,2	<0,25	<0,2	NS	<0,23	NS	NS	NA	NS	NS	NS	NS	NS	NS	NS	<0,2	NS	<0,25	<0,2	<0,5	<0,22	<0,5	<1.1449	NA	NA	NS
MW-22	2/28/2012		NS	<0,2	<0,23	<0,22	<0,25	<0,23	NS	NS	NS	NS	NS	<0,25	<0,2	<0,25	<0,2	NS	<0,23	NS	NS	NA	NS	NS	NS	NS	NS	NS	NS	<0,2	NS	<0,25	<0,2	<0,5	<0,22	<0,5	<1.1450	NA	NA	NS
MW-22	4/23/2012		NS	<0,2	<0,23	<0,22	<0,25	<0,23	NS	NS	NS	NS	NS	<0,25	<0,2	<0,25	<0,2	NS	<0,23	NS	NS	NA	NS	NS	NS	NS	NS	NS	NS	<0,2	NS	<0,25	<0,2	<0,5	<0,22	<0,5	<1.1451	NA	NA	NS
MW-22	8/20/2012		NS	<0,2	<0,23	<0,22	<0,25	<0,23	NS	NS	NS	NS	NS	<0,25	<0,2	<0,25	<0,2	NS	<0,23	NS	NS	NA	NS	NS	NS	NS	NS	NS	NS	<0,2	NS	<0,25	<0,2	<0,5	<0,22	<0,5	<1.1452	NA	NA	NS
MW-22	11/14/2012		NS	<0,2	<0,24	<0,2	<0,21	<0,2	NS	NS	NS	NS	NS	<0,22	<0,22	<0,26	<0,25	NS	<0,2	NS	NS	NA	NS	NS	NS	NS	NS	NS	NS	<0,2	NS	<0,31	<0,2	<0,5	<0,26	<0,5	<1.1453	NA	NA	NS
MW-22	11/14/2012		NS	<0,2	<0,24	<0,2	<0,21	<0,2	NS	NS	NS	NS	NS	<0,22	<0,22	<0,26	<0,25	NS	<0,2	NS	NS	NA	NS	NS	NS	NS	NS	NS	NS	<0,2	NS	<0,31	<0,2	<0,5	<0,26	<0,5	<1.1454	NA	NA	NS
MW-22	3/4/2013		NS	<0,2	<0,24	<0,2	<0,21	<0,2	NS	NS	NS	NS	NS	<0,22	<0,22	<0,26	<0,25	NS	<0,2	NS	NS	NA	NS	NS	NS	NS	NS	NS	NS	<0,2	NS	<0,31	<0,2	<0,5	<0,26	<0,5	<1.1455	NA	NA	NS
MW-22	6/10/2013		NS	<0,2	<0,24	<0,2	<0,21	<0,2	NS	NS	NS	NS	NS	<0,22	<0,22	<0,26	<0,25	NS	<0,2	NS	NS	NA	NS	NS	NS	NS	NS	NS	NS	<0,2	NS	<0,31	<0,2	<0,5	<0,26	<0,5	<1.1456	NA	NA	NS
MW-22	8/26/2013		NS	<0,2	<0,24	<0,2	<0,21	<0,2	NS	NS	NS	NS	NS	<0,22	<0,22	<0,26	<0,25	NS	<0,2	NS	NS	NA	NS	NS	NS	NS	NS	NS	NS	<0,2	NS	<0,31	<0,2	<0,5	<0,26	<0,5	<1.1457	NA	NA	NS
MW-22	12/12/2013		NS	<0,2	<0,24	<0,2	<0,21	<0,2	NS	NS	NS	NS	NS	<0,22	<0,22	<0,26	<0,25	NS	<0,2	NS	NS	NA	NS	NS	NS	NS	NS	NS	NS	<0,2	NS	<0,31	<0,2	<0,5	<0,26	<0,5	<1.1458	NA	NA	NS
MW-22	3/20/2014		NS	0,65	<0,27	<0,32	<0,26	<0,25	NS	NS	NS	NS	NS	<0,29	<0,24	<0,36	<0,20	NS	<0,2	NS	NS	NA	NS	NS	NS	NS	NS	NS	NS	<0,26	NS	<0,41	<0,2	<0,5	<0,31	<0,53	<1.1459	NA	NA	NS
MW-22	6/16/2014	DUP	NS	<0,34	<0,27	<0,32	<0,26	<0,25	NS	NS	NS	NS	NS	<0,29	<0,24	<0,36	<0,20	NS	<0,2	NS	NS	NA	NS	NS	NS	NS	NS	NS	NS	<0,26	NS	<0,41	<0,2	<0,5	<0,31	<0,53	<1.1461	NA	NA	NS
MW-22	6/16/2014		NS	<0,34	<0,27	<0,32	<0,26	<0,25	NS	NS	NS	NS	NS	<0,29	<0,24	<0,36	<0,20	NS	<0,2	NS	NS	NA	NS	NS	NS	NS	NS	NS	NS	<0,26	NS	<0,41	<0,2	<0,5	<0,31	<0,53	<1.1460	NA	NA	NS
MW-22	12/10/2014		NS	0,63	<0,50	<1,0	<1,0	<1,0	NS	<5,0	NS	NS	NS	<1,0	<1,0	<2,0	<1,0	NS	<1,0	NS	NA	NA	<5,0	NA	NS	NA	NA	NS	<5,0	<1,0	NA	<1,0	<1,0	<2,0	<1,0	<2,0	<1,1462	NA	NA	NS
MW-22	3/16/2015		NS	<1,0	<1,0	<1,0	<1,0	<1,0	NS	NS	NS	NS	NS	<1,0	<1,0	<1,0	<1,0	NS	<1,0	NS	NS	NA	NS	NS	NS	NS	NS	NS	NS	<1,0	NS	<1,0	<1,0	<2,0	<1,0	<2,0	<1,1463	NA	NA	NS
MW-22	6/6/2015		NS	<1,0	<1,0	<1,0	<1,0	<1,0	NS	NS	NS	NS	NS	<1,0	<1,0	<1,0	<1,0	NS	<1,0	NS	NS	<5,0	NS	NS	NS	NS	NS	NS	NS	<1,0	NS	<1,0	<1,0	<2,0	<1,0	<2,0	<1,1464	<1,0	<1,0	NS
MW-22	8/11/2015		NS	<1,0	<1,0	<1,0	<1,0	<1,0	NS	NS	NS	NS	NS	<1,0	<1,0	<1,0	<1,0	NS	<1,0	NS	NS	<5,0	NS	NS	NS	NS	NS	NS	NS	<1,0	NS	<1,0	<1,0	<2,0	<1,0	<2,0	<1,1465	<1,0	<1,0	NS
MW-22	12/15/2015		NS	<1,0	<1,0	<1,0	<1,0	<1,0	NS	NS	NS	NS	NS	<1,0	<1,0	<1,0	<1,0	NS	<1,0	NS	NS	<5,0	NS	NS	NS	NS	NS	NS	NS	<1,0	NS	<1,0	<1,0	<2,0	<1,0	<2,0	<1,1466	<1,0	<1,0	NS
MW-22	3/17/2016		NS	<1,0	<1,0	<1,0	<1,0	<1,0	NS	NS	NS	NS	NS	<1,0	<1,0	<1,0	<1,0	NS	<1,0	NS	NS	<5,0	NS	NS	NS	NS	NS	NS	NS	<1,0	NS	<1,0	<1,0	<2,0	<1,0	<2,0	<1,1467	<1,0	<1,0	NS
MW-22	6/14/2016		<1,0	<1,0	<1,0	<1,0	<1,0	<1,0	<1,0	<2,0	<2,0	<2,0	<2,0	<1,0	<1,0	<1,0	<1,0	<1,0	<1,0	<1,0	<5,0	NS	<1,0	<10	<1,0	<5,0	<25	<1,0	<1,0	<1,0	<2,0	<1,0	<1,0	<2,0	<1,0	<2,0	<1,1468	<1,0	<1,0	<5,0
MW-22	9/21/2016		<1,0	0,21	<1,0	<1,0	<1,0	<1,0	<1,0	<2,0	<2,0	<2,0	<2,0	<1,0	<1,0	<1,0	<1,0	<1,0	<1,0	<1,0	<5,0	NS	<1,0	<10	<1,0	<5,0	<25	<1,0	<1,0	<1,0	<2,0	<1,0	<1,0	<2,0	<1,0	<2,0	<1,1469	<1,0	<1,0	<5,0
MW-22	1/17/2017		<1,0	<1,0	<1,0	<1,0	<1,0	<1,0	<1,0	<2,0	<2,0	<2,0	<2,0	<1,0	<1,0	<1,0	<1,0	<1,0	<1,0	<1,0	<5,0	NS	<1,0	<10	<1,0	<5,0	<25	<1,0	<1,0	<1,0	<2,0	<1,0	<1,0	<2,0	<1,0	<2,0	<1,1470	<1,0	<1,0	<5,0
MW-22	3/21/2017		<1,0	<1,0	<1,0	<1,0	<1,0	<1,0	<1,0	<2,0	<2,0	<2,0	<2,0	<1,0	<1,0	<1,0	<1,0	<1,0	<1,0	<1,0	<5,0	NS	<1,0	<10	<1,0	<5,0	<25	<1,0	<1,0	<1,0	<2,0	<1,0	<1,0	<2,0	<1,0	<2,0	<1,0	<1,0	<1,0	<5,0
MW-22	6/28/2017		<1,0	<1,0	<1,0	<1,0	<1,0	<1,0	<1,0	<2,0	<2,0	<2,0	<2,0	<1,0	<1,0	<1,0	<1,0	<1,0	<1,0	<1,0	<5,0	NS	<1,0	<10	<1,0	<5,0	<25	<1,0	<1,0	<1,0	<2,0	<1,0	<1,0	<2,0	<1,0	<2,0	<1,0	<1,0	<1,0	<5,0
MW-22	1/9/2018	DUP	<1,0	<1,0	<1,0	<1,0	<1,0	<1,0	<1,0	<2,0	<2,0	<2,0	<2,0	<1,0	<1,0	<1,0	<1,0	<1,0	<1,0	<1,0	<5,0	NS	<1,0	<10	<1,0	<5,0	<25	<1,0	<1,0	<1,0	<2,0	<1,0	<1,0	<2,0	<1,0	<2,0	<1,0	<1,0	<1,0	<5,0
MW-22	1/9/2018		<1,0	<1,0	<1,0	<1,0	<1,0	<1,0	<1,0	<2,0	<2,0	<2,0	<2,0	<1,0	<1,0	<1,0	<1,0	<1,0	<1,0	<1,0	<5,0	NS	<1,0	<10	<1,0	<5,0	<25	<1,0	<1,0	<1,0	<2,0	<1,0	<1,0	<2,0	<1,0	<2,0	<1,0	<1,0	<1,0	<5,0
MW-22	3/13/2018		<1,0	<1,0	<1,0	<1,0	<1,0	<1,0	<1,0	<2,0	<2,0	<2,0	<2,0	<1,0	<1,0	<1,0	<1,0	<1,0	<1,0	<1,0	<5,0	NS	<1,0	<10	<1,0	<5,0	<25	<1,0	<1,0	<1,0	<2,0	<1,0	<1,0	<2,0	<1,0	<2,0	<1,0	<1,0	<1,0	<5,0
MW-22	6/26/2018		<1,0	<1,0	<1,0	<1,0	<1,0	<1,0	<1,0	<2,0	<2,0	<2,0	<2,0	<1,0	<1,0	<1,0	<1,0	<1,0	<1,0	<1,0	<5,0	NS	<1,0	<10	<1,0	<5,0	<25	<1,0	<1,0	<1,0	<2,0	<1,0	<1,0	<2,0	<1,0	<2,0	<1,0	<1,0	<1,0	<5,0
MW-22	10/16/2018		<1,0	<1,0	<1,0	<1,0	<1,0	<1,0	<1,0	<2,0	<2,0	<2,0	<2,0	<1,0	<1,0	<1,0	<1,0	<1,0	<1,0	<1,0	<5,0	NS	<1,0	<10	<1,0	<5,0	<25	<1,0	<1,0	<1,0	<2,0	<1,0	<1,0	<2,0	<1,0	<2,0	<1,0	<1,0	<1,0	<5,0
MW-22	1/21/2019		<1,0	<1,0	<1,0	<1,0	<1,0	<1,0	<1,0	<2,0	<2,0	<2,0	<2,0	<1,0	<1,0	<1,0	<1,0	<1,0	<1,0	<1,0	<5,0	NS	<1,0	<10	<1,0	<5,0	<25	<1,0	<1,0	<1,0	<2,0	<1,0	<1,0	<2,0	<1,0	<2,0	<1,0	<1,0	<1,0	<5,0
MW-22	4/22/2019		<1,0	<1,0	<1,0	<1,0	<1,0	<1,0	<1,0	<2,0	<2,0	<2,0	<2,0	<1,0	<1,0	<1,0	<1,0	<1,0	<1,0	<1,0	<5,0	NA	<1,0	<10	<1,0	<5,0	<25	<1,0	<1,0	<1,0	<2,0	<1,0	<1,0	<2,0	<1,0	<2,0	<1,0	<1,0	<1,0	<5,0
MW-22	7/30/2019		<1,0	<1,0	<1,0	<1,0	<1,0	<1,0	<1,0	<2,0	<2,0	<2,0	<2,0	<1,0	<1,0	<1,0	<1,0	<1,0	<1,0	<1,0	<5,0	NS	<1,0	<10	<1,0	<5,0	<25	<1,0	<1,0	<1,0	<2,0	<1,0	<1,0	<2,0	<1,0	<2,0	<1,0	<1,0	<1,0	<5,0
MW-22	10/28/2019		<1,0	<1,0	<1,0	<1,0	<1,0	<1,0	<1,0	<2,0	<2,0	<2,0	<2,0	<1,0	<1,0	<1,0	<1,0	<1,0	<1,0	<1,0	<5,0	NS	<1,0	<10	<1,0	<5,0	<25	<1,0	<1,0	<1,0	<2,0	<1,0	<1,0	<2,0	<1,0	<2,0	<1,0	<1,0	<1,0	<5,0
MW-22	1/22/2020		<1,0	<1,0	<1,0	<1,0	<1,0	<1,0	<1,0	<2,0	<2,0	<2,0	<2,0	<1,0	<1,0	<1,0	<1,0	<1,0	<1,0	<1,0	<5,0	NS	<1,0	<10	<1,0	<5,0	<25	<1,0	<1,0	<1,0	<2,0	<1,0	<1,0	<2,0	<1,0	<2,0	<1,0	<1,0	<1,0	<5,0
MW-22	10/20/2020		<1,0	<1,0	<1,0	<1,0	<1,0	<1,0	<1,0	<2,0	<2,0	<2,0	<2,0	<1,0	<1,0	<1,0	<1,0	<1,0	<1,0	<1,0	<5,0	NS	<1,0	<10	<1,0	<5,0	<25	<1,0	<1,0	<1,0	<2,0	<1,0	<1,0	<2,0	<1,0	<2,0	<1,0	<1,0	<1,0	<5,0
MW-22	4/21/2021		<1,0	<1,0	<1,0	<1,0	<1,0	<1,0	<1,0	<2,0	<2,0	<2,0	<2,0	<1,0	<1,0	<1,0	<1,0	<1,0	<1,0	<1,0	<5,0	NS	<1,0	<10	<1,0	<5,0	<25	<1,0	<1,0	<1,0	<2,0	<1,0	<1,0	<2,0	<1,0	<2,0	<1,0	<1,0	<1,0	<5,0
MW-22	12/14/2021		<1,0	<1,0	<1,0	<1,0	<1,0	<1,0	<1,0	<2,0	<2,0	<2,0	<2,0	<1,0	<1,0	<1,0	<1,0	<1,0	<1,0	<1,0	<5,0	NS	<1,0	<10	<1,0	<5,0	<25	<1,0	<1,0	<1,0	<2,0	<1,0	<1,0	<2,0	<1,0	<2,0	<1,0	<1,0	<1,0	<5,0
MW-22	5/18/2022		<1,0	<1,0	<1,0	<1,0	<1,0	<1,0	<1,0	<2,0	<2,0	<2,0	<2,0	<1,0	<1,0	<1,0	<1,0	<1,0	<1,0	<1,0	<5,0	NS	<1,0	<10	<1,0	<5,0	<25	<1,0	<1,0	<1,0	<2,0	<1,0	<1,0	<2,0	<1,0	<2,0	<1,0	<1,0	<1,0	<5,0
MW-22	11/8/2022		<1,0	<1,0	<1,0	<1,0	<1,0	<1,0	<1,0	<2,0	<2,0	<2,0	<2,0	<1,0	<1,0	<1,0	<1,0	<1,0	<1,0	<1,0	<5,0	NA	<1,0	<10	<1,0	<5,0	<25	<1,0	<1,0	<1,0	<2,0	<1,0	<1,0	<2,0	<1,0	<2,0	<1,0	<1,0	<1,0	<5,0
MW-22	4/19/2023		<1,0	<1,0	<1,0	<1,0	<1,0	<1,0	<1,0	<2,0	<2,0	<2,0	<2,0	<1,0	<1,0	<1,0	<1,0	<1,0	<1,0	<1,0	<5,0	NA	<1,0	<10	<1,0	<5,0	<25	<1,0	<1,0	<1,0	<2,0	<1,0	<1,0	<2,0	<1,0	<2,0	<1,0	<1,0	<1,0	<5,0
MW-22	11/7/2023		<1,0	<1,0	<1,0	<1,0	<1,0	<1,0	<1,0	<2,0	<2,0	<2,0	<2,0	<1,0	<1,0	<1,0	<1,0	<1,0	<1,0	<1,0	<5,0	NA	<1,0	<10	<1,0	<5,0	<25	<1,0	<1,0	<1,0	<2,0	<1,0	<1,0	<2,0	<1,0	<2,0	<1,0	<1,0	<1,0	<5,0
MW-22	4/30/2024		<1,0	<1,0	<1,0	<1,0	<1,0	<1,0	<1,0	<5,0	<1,0	<5,0	<1,0	<1,0	<1,0	<1,0	<1,0	<1,0	<1,0	<1,0	<10	NA	<1,0	<10	<1,0	<10	<10	<1,0	<1,0	<1,0	<2,0	<1,0	<1,0	<5,0	<1,0	<2,0	<1,0	<1,0	<1,0	<5,0
MW-23	7/26/2006		NS	<0,3	<0,2	<0,3	<0,2	0,7	NS	<0,2	NS	NS	NS	<0,2	<0,1	<0,4	<0,2	NS	<0,1	NS	<2,0	NA	<0,1	<0,6	NS	<2,0	<2,0	NS	<0,3	<0,2	<0,2	<0,3	<0,2	<0,3	<1,1671	NA	NA	NS
MW-23	8/30/2007		NS	<0,3	NS	NS	<0,2	<0,2	NS	NS	NS	NS	NS	NS	<0,1	NS	NS	NS	NS	NS	NS	NA	NS	NS	NS	NS	NS	NS	NS	NS	NS	NS	NS	<0,3	NS	NS	<1,1672	NA	NA	NS
MW-23	12/20/2007		NS	<0,3	<0,1	<0,4	<0,5	<0,4	NS	NS	NS	NS	NS	<0,3	<0,2	<0,4	<0,3	NS	<0,2	NS	NS	NA	NS	NS	NS	NS	NS	NS	NS	<0,3	NS	<0,5	<0,2	<0,9	<0,3	<0,4	<1,1673	NA	NA	NS
MW-23	3/18/2008		NS	<0,34	<0,14	<0,35	<0,45	<0,36	NS	NS	NS	NS	NS	<0,30	<0,19	<0,44	<0,25	NS	<0,18	NS	NS	NA	NS	NS	NS	NS	NS	NS	NS	<0,29	NS	<0,53	<0,21	<0,85	<0,34	<0,36	<1,1674	NA	NA	NS
MW-23	6/20/2008		NS	0,9	<0,14	<0,35	<0,45	<0,36	NS	NS	NS	NS	N

Appendix A
Groundwater Analytical Results - February 2003 - December 2024 (µg/L)
Perma-Fix of South Georgia Inc., Valdosta, GA

			Chlorinated and Non-Chlorinated VOCs																																
Sample Location	Sample Date	QA/QC Reference	1,1,1,2-Tetrachloroethane	1,1,1-Trichloroethane	1,1,2,2-Tetrachloroethane	1,1,2-Trichloroethane	1,1-Dichloroethane	1,1-Dichloroethene	1,1-Dichloropropene	1,2,3-Trichlorobenzene	1,2,3-Trichloropropane	1,2,4-Trichlorobenzene	1,2-Dibromoethane (EDB) (Ethylene dibromide)	1,2-Dichlorobenzene	1,2-Dichloroethane	1,2-Dichloropropane	1,3-Dichlorobenzene	1,3-Dichloropropane	1,4-Dichlorobenzene (para dichlorobenzene)	2,2-Dichloropropane	2-Butanone (MEK)	2-Chloroethyl Vinyl Ether	2-Chlorotoluene	2-Hexanone	4-Chlorotoluene	4-Methyl-2-Pentanone (MIBK)	Acetone	Bromobenzene	Bromochloromethane (Chlorobromomethane)	Bromodichloromethane (dichlorobromomethane, dichloromethylbromide)	Carbon Disulfide	Carbon Tetrachloride	Chlorobenzene	Chloroethane	Chloroform	Chloromethane	Cis-1,2-Dichloroethene	Cis-1,3-Dichloropropene	Dibromochloromethane (Chlorodibromomethane)	Dibromochloropropane (DBCP) (1,2-Dibromo-3-Chloropropane)
GW Standard			1 [b]	200 [a]	1 [b]	5 [a]	1 [b]	7 [a]	1 [b]	1 [a]	1 [b]	70 [a]	0,05 [a]	600 [a]	5 [a]	5 [a]	1 [b]	1 [a]	75 [a]	1 [b]	10 [b]	--	1 [b]	10 [b]	1 b	10 [b]	10 [b]	1 [b]	1 [b]	80 [a]	2 [b]	5 [a]	100 [a]	5 [b]	80 [a]	1 [b]	70 [a]	1 [b]	80 [a]	0,2 [a]
MW-23	5/29/2010		NS	<0.59	<0.23	<0.34	<0.45	<0.74	NS	NS	NS	NS	NS	<0.32	<0.34	<0.34	<0.34	NS	<0.41	NS	NS	NA	NS	NS	NS	NS	NS	NS	NS	<0.31	NS	<0.51	<0.37	<0.66	<0.37	<0.53	<1.1684	NA	NA	NS
MW-23	8/4/2010		NS	<0.22	<0.29	<0.29	<0.22	<0.29	NS	NS	NS	NS	NS	<0.26	<0.33	<0.27	<0.29	NS	<0.22	NS	NS	NA	NS	NS	NS	NS	NS	NS	NS	<0.28	NS	<0.34	<0.2	<0.51	<0.25	0.82	<1.1686	NA	NA	NS
MW-23	10/15/2010		NS	<0.22	<0.29	<0.29	<0.22	<0.29	NS	NS	NS	NS	NS	<0.26	<0.33	<0.27	<0.29	NS	<0.22	NS	NS	NA	NS	NS	NS	NS	NS	NS	NS	<0.28	NS	<0.34	<0.2	<0.51	<0.25	<0.5	<1.1687	NA	NA	NS
MW-23	2/28/2011		NS	<0.20	<0.23	<0.22	<0.25	<0.23	NS	NS	NS	NS	NS	<0.25	<0.20	<0.25	<0.20	NS	<0.23	NS	NS	NA	NS	NS	NS	NS	NS	NS	NS	<0.20	NS	<0.25	<0.20	<0.50	<0.22	<0.50	<1.1688	NA	NA	NS
MW-23	5/27/2011		NS	<0.20	<0.23	<0.22	<0.25	<0.23	NS	NS	NS	NS	NS	<0.25	<0.20	<0.25	<0.20	NS	<0.23	NS	NS	NA	NS	NS	NS	NS	NS	NS	NS	<0.20	NS	<0.25	<0.20	<0.50	0.48	<0.50	<1.1689	NA	NA	NS
MW-23	8/24/2011		NS	<0.2	<0.23	<0.22	<0.25	<0.23	NS	NS	NS	NS	NS	<0.25	<0.2	<0.25	<0.2	NS	<0.23	NS	NS	NA	NS	NS	NS	NS	NS	NS	NS	<0.2	NS	<0.25	<0.2	<0.5	0.37	<0.5	<1.1690	NA	NA	NS
MW-23	11/15/2011		NS	<0.2	<0.23	<0.22	<0.25	<0.23	NS	NS	NS	NS	NS	<0.25	<0.2	<0.25	<0.2	NS	<0.23	NS	NS	NA	NS	NS	NS	NS	NS	NS	NS	<0.2	NS	<0.25	<0.2	<0.5	<0.22	<0.5	<1.1691	NA	NA	NS
MW-23	2/28/2012		NS	<0.2	<0.23	<0.22	<0.25	<0.23	NS	NS	NS	NS	NS	<0.25	<0.2	<0.25	<0.2	NS	<0.23	NS	NS	NA	NS	NS	NS	NS	NS	NS	NS	<0.2	NS	<0.25	<0.2	<0.5	<0.22	<0.5	<1.1692	NA	NA	NS
MW-23	4/23/2012	DUP	NS	<0.2	<0.23	<0.22	<0.25	<0.23	NS	NS	NS	NS	NS	<0.25	<0.2	<0.25	<0.2	NS	<0.23	NS	NS	NA	NS	NS	NS	NS	NS	NS	NS	<0.2	NS	<0.25	<0.2	<0.5	0.23	<0.5	<1.1694	NA	NA	NS
MW-23	4/23/2012		NS	<0.2	<0.23	<0.22	<0.25	<0.23	NS	NS	NS	NS	NS	<0.25	<0.2	<0.25	<0.2	NS	<0.23	NS	NS	NA	NS	NS	NS	NS	NS	NS	NS	<0.2	NS	<0.25	<0.2	<0.5	<0.22	<0.5	<1.1693	NA	NA	NS
MW-23	8/20/2012	DUP	NS	<0.2	<0.23	<0.22	<0.25	<0.23	NS	NS	NS	NS	NS	<0.25	<0.2	<0.25	<0.2	NS	<0.23	NS	NS	NA	NS	NS	NS	NS	NS	NS	NS	<0.2	NS	<0.25	<0.2	<0.5	<0.22	<0.5	<1.1696	NA	NA	NS
MW-23	8/20/2012		NS	<0.2	<0.23	<0.22	<0.25	<0.23	NS	NS	NS	NS	NS	<0.25	<0.2	<0.25	<0.2	NS	<0.23	NS	NS	NA	NS	NS	NS	NS	NS	NS	NS	<0.2	NS	<0.25	<0.2	<0.5	<0.22	<0.5	<1.1695	NA	NA	NS
MW-23	11/14/2012		NS	<0.2	<0.24	<0.2	<0.21	<0.2	NS	NS	NS	NS	NS	<0.22	<0.22	<0.26	<0.25	NS	<0.2	NS	NS	NA	NS	NS	NS	NS	NS	NS	NS	<0.2	NS	<0.31	<0.2	<0.5	<0.26	<0.5	<1.1697	NA	NA	NS
MW-23	3/4/2013		NS	<0.2	<0.24	<0.2	<0.21	<0.2	NS	NS	NS	NS	NS	<0.22	<0.22	<0.26	<0.25	NS	<0.2	NS	NS	NA	NS	NS	NS	NS	NS	NS	NS	<0.2	NS	<0.31	<0.2	<0.5	<0.26	<0.5	<1.1698	NA	NA	NS
MW-23	6/11/2013		NS	<0.2	<0.24	<0.2	<0.21	<0.2	NS	NS	NS	NS	NS	<0.22	<0.22	<0.26	<0.25	NS	<0.2	NS	NS	NA	NS	NS	NS	NS	NS	NS	NS	<0.2	NS	<0.31	<0.2	<0.5	<0.26	<0.5	<1.1699	NA	NA	NS
MW-23	8/26/2013		NS	<0.2	<0.24	<0.2	<0.21	<0.2	NS	NS	NS	NS	NS	<0.22	<0.22	<0.26	<0.25	NS	<0.2	NS	NS	NA	NS	NS	NS	NS	NS	NS	NS	<0.2	NS	<0.31	<0.2	<0.5	<0.26	<0.5	<1.1700	NA	NA	NS
MW-23	12/13/2013		NS	<0.2	<0.24	<0.2	<0.21	<0.2	NS	NS	NS	NS	NS	<0.22	<0.22	<0.26	<0.25	NS	<0.2	NS	NS	NA	NS	NS	NS	NS	NS	NS	NS	<0.2	NS	<0.31	<0.2	<0.5	<0.26	<0.5	<1.1701	NA	NA	NS
MW-23	3/20/2014		NS	0.65	<0.27	<0.32	<0.26	<0.25	NS	NS	NS	NS	NS	<0.29	<0.21	<0.36	<0.20	NS	<0.2	NS	NS	NA	NS	NS	NS	NS	NS	NS	NS	<0.26	NS	<0.41	<0.2	<0.5	<0.31	<0.53	<1.1702	NA	NA	NS
MW-23	6/17/2014		NS	<0.34	<0.27	<0.32	<0.26	<0.25	NS	NS	NS	NS	NS	<0.29	<0.21	<0.36	<0.20	NS	<0.2	NS	NS	NA	NS	NS	NS	NS	NS	NS	NS	<0.26	NS	<0.41	<0.2	<0.5	<0.31	<0.53	<1.1703	NA	NA	NS
MW-23	12/11/2014		NS	<1,0	<0,50	<1,0	<1,0	<1,0	NS	<5,0	NS	NS	NS	<1.0	<1,0	<2,0	<1,0	NS	<1,0	NS	NA	NA	<5,0	NA	NS	NA	NA	NS	<5,0	<1,0	NA	<1.0	<1,0	<2,0	<1,0	<2,0	<1,1704	NA	NA	NS
MW-23	3/15/2015		NS	1,2	<1,0	<1,0	<1,0	<1,0	NS	NS	NS	NS	NS	<1.0	<1,0	<1,0	<1,0	NS	<1,0	NS	NS	NA	NS	NS	NS	NS	NS	NS	NS	<1.0	NS	<1,0	<1,0	<2,0	<1,0	<2,0	<1,1705	NA	NA	NS
MW-23	6/6/2015		NS	1,5	<1,0	<1,0	<1,0	<1,0	NS	NS	NS	NS	NS	<1.0	<1,0	<1,0	<1,0	NS	<1,0	NS	NS	NS	<5,0	NS	NS	NS	NS	NS	NS	<1.0	NS	<1,0	<1,0	<2,0	<1,0	<2,0	<1,1706	<1,0	<1,0	NS
MW-23	8/12/2015		NS	<1,0	<1,0	<1,0	<1,0	<1,0	NS	NS	NS	NS	NS	<1.0	<1,0	<1,0	<1,0	NS	<1,0	NS	NS	NS	<5,0	NS	NS	NS	NS	NS	NS	<1.0	NS	<1,0	<1,0	<2,0	<1,0	<2,0	<1,1707	<1,0	<1,0	NS
MW-23	12/16/2015		NS	<1,0	<1,0	<1,0	<1,0	<1,0	NS	NS	NS	NS	NS	<1.0	<1,0	<1,0	<1,0	NS	<1,0	NS	NS	NS	<5,0	NS	NS	NS	NS	NS	NS	<1,0	<1,0	<1,0	<1,0	<2,0	<1,0	<2,0	<1,1708	<1,0	<1,0	NS
MW-23	3/18/2016		NS	<1,0	<1,0	<1,0	<1,0	<1,0	NS	NS	NS	NS	NS	<1.0	<1,0	<1,0	<1,0	NS	<1,0	NS	NS	NS	<5,0	NS	NS	NS	NS	NS	NS	<1.0	NS	<1,0	<1,0	<2,0	<1,0	<2,0	<1,1709	<1,0	<1,0	NS
MW-23	6/14/2016		<1,0	0,48	<1,0	<1,0	<1,0	<1,0	<1,0	<2,0	<2,0	<2,0	<2,0	<1.0	<1,0	<1,0	<1,0	<1,0	<1,0	<1,0	<1,0	<5,0	NS	<1,0	<10	<1,0	<5,0	<25	<1,0	<1,0	<1,0	<2,0	<1,0	<1,0	<2,0	<1,0	<2,0	<1,1710	<1,0	<1,0	<5,0
MW-23	9/21/2016		<1,0	<1,0	<1,0	<1,0	<1,0	<1,0	<1,0	<2,0	<2,0	<2,0	<2,0	<1.0	<1,0	<1,0	<1,0	<1,0	<1,0	<1,0	<1,0	<5,0	NS	<1,0	<10	<1,0	<5,0	<25	<1,0	<1,0	<1,0	<2,0	<1,0	<1,0	<2,0	<1,0	<2,0	<1,1711	<1,0	<1,0	<5,0
MW-23	1/18/2017	DUP	<1,0	0,26	<1,0	<1,0	<1,0	<1,0	<1,0	<2,0	<2,0	<2,0	<2,0	<1.0	<1,0	<1,0	<1,0	<1,0	<1,0	<1,0	<1,0	<5,0	NS	<1,0	<10	<1,0	<5,0	<25	<1,0	<1,0	<1,0	<2,0	<1,0	<1,0	<2,0	<1,0	<2,0	<1,1713	<1,0	<1,0	<5,0
MW-23	1/18/2017		<1,0	0,25	<1,0	<1,0	<1,0	<1,0	<1,0	<2,0	<2,0	<2,0	<2,0	<1.0	<1,0	<1,0	<1,0	<1,0	<1,0	<1,0	<1,0	<5,0	NS	<1,0	<10	<1,0	<5,0	<25	<1,0	<1,0	<1,0	<2,0	<1,0	<1,0	<2,0	<1,0	<2,0	<1,1712	<1,0	<1,0	<5,0
MW-23	3/22/2017		<1,0	1,6	<1,0	<1,0	<1,0	<1,0	<1,0	<2,0	<2,0	<2,0	<2,0	<1.0	<1,0	<1,0	<1,0	<1,0	<1,0	<1,0	<1,0	<5,0	NS	<1,0	<10	<1,0	<5,0	<25	<1,0	<1,0	<1,0	<2,0	<1,0	<1,0	<2,0	<1,0	<2,0	<1,0	<1,0	<1,0	<5,0
MW-23	6/29/2017		<1,0	1,2	<1,0	<1,0	<1,0	<1,0	<1,0	<2,0	<2,0	<2,0	<2,0	<1.0	<1,0	<1,0	<1,0	<1,0	<1,0	<1,0	<1,0	<5,0	NS	<1,0	<10	<1,0	<5,0	<25	<1,0	<1,0	<1,0	<2,0	<1,0	<1,0	<2,0	<1,0	<2,0	<1,0	<1,0	<1,0	<5,0
MW-23	9/19/2017		<1,0	0,64	<1,0	<1,0	<1,0	<1,0	<1,0	<2,0	<2,0	<2,0	<2,0	<1.0	<1,0	<1,0	<1,0	<1,0	<1,0	<1,0	<1,0	<5,0	NS	<1,0	<10	<1,0	<5,0	<25	<1,0	<1,0	<1,0	<2,0	<1,0	<1,0	<2,0	<1,0	<2,0	<1,0	<1,0	<1,0	<5,0
MW-23	1/9/2018		<1,0	1,1	<1,0	<1,0	<1,0	<1,0	<1,0	<2,0	<2,0	<2,0	<2,0	<1.0	<1,0	<1,0	<1,0	<1,0	<1,0	<1,0	<1,0	<5,0	NS	<1,0	<10	<1,0	<5,0	<25	<1,0	<1,0	<1,0	<2,0	<1,0	<1,0	<2,0	<1,0	<2,0	<1,0	<1,0	<1,0	<5,0
MW-23	3/13/2018	DUP	<1,0	<1,0	<1,0	<1,0	<1,0	<1,0	<1,0	<2,0	<2,0	<2,0	<2,0	<1.0	<1,0	<1,0	<1,0	<1,0	<1,0	<1,0	<1,0	<5,0	NS	<1,0	<10	<1,0	<5,0	<25	<1,0	<1,0	<1,0	<2,0	<1,0	<1,0	<2,0	<1,0	<2,0	<1,0	<1,0	<1,0	<5,0
MW-23	3/13/2018		<1,0	<1,0	<1,0	<1,0	<1,0	<1,0	<1,0	<2,0	<2,0	<2,0	<2,0	<1.0	<1,0	<1,0	<1,0	<1,0	<1,0	<1,0	<1,0	<5,0	NS	<1,0	<10	<1,0	<5,0	<25	<1,0	<1,0	<1,0	<2,0	<1,0	<1,0	<2,0	<1,0	<2,0	<1,0	<1,0	<1,0	<5,0
MW-23	6/26/2018		<1,0	0,86 J	<1,0	<1,0	<1,0	<1,0	<1,0	<2,0	<2,0	<2,0	<2,0	<1.0	<1,0	<1,0	<1,0	<1,0	<1,0	<1,0	<1,0	<5,0	NS	<1,0	<10	<1,0	<5,0	<25	<1,0	<1,0	<1,0	<2,0	<1,0	<1,0	<2,0	<1,0	<2,0	<1,0	<1,0	<1,0	<5,0
MW-23	10/17/2018		<1,0	<1,0	<1,0	<1,0	<1,0	<1,0	<1,0	<2,0	<2,0	<2,0	<2,0	<1.0	<1,0	<1,0	<1,0	<1,0	<1,0	<1,0	<1,0	<5,0	NS	<1,0	<10	<1,0	<5,0	<25	<1,0	<1,0	<1,0	<2,0	<1,0	<1,0	<2,0	<1,0	<2,0	<1,0	<1,0	<1,0	<5,0
MW-23	1/22/2019		<1,0	<1,0	<1,0	<1,0	<1,0	<1,0	<1,0	<2,0	<2,0	<2,0	<2,0	<1.0	<1,0	<1,0	<1,0	<1,0	<1,0	<1,0	<1,0	<5,0	NS	<1,0	<10	<1,0	<5,0	<25	<1,0	<1,0	<1,0	<2,0	<1,0	<1,0	<2,0	<1,0	<2,0	<1,0	<1,0	<1,0	<5,0
MW-23	4/23/2019		<1,0	<1,0	<1,0	<1,0	<1,0	<1,0	<1,0	<2,0	<2,0	<2,0	<2,0	<1.0	<1,0	<1,0	<1,0	<1,0	<1,0	<1,0	<1,0	<5,0	NA	<1,0	<10	<1,0	<5,0	<25	<1,0	<1,0	<1,0	<2,0	<1,0	<1,0	<2,0	<1,0	<2,0	<1,0	<1,0	<1,0	<5,0
MW-23	7/30/2019		<1,0	<1,0	<1,0	<1,0	<1,0	<1,0	<1,0	<2,0	<2,0	<2,0	<2,0	<1.0	<1,0	<1,0	<1,0	<1,0	<1,0	<1,0	<1,0	<5,0	NS	<1,0	<10	<1,0	<5,0	<25	<1,0	<1,0	<1,0	<2,0	<1,0	<1,0	<2,0	<1,0	<2,0	<1,0	<1,0	<1,0	<5,0
MW-23	10/30/2019		<1,0	<1,0	<1,0	<1,0	<1,0	<1,0	<1,0	<2,0	<2,0	<2,0	<2,0	<1.0	<1,0	<1,0	<1,0	<1,0	<1,0	<1,0	<1,0	<5,0	NS	<1,0	<10	<1,0	<5,0	<25	<1,0	<1,0	<1,0	<2,0	<1,0	<1,0	<2,0	<1,0	<2,0	<1,0	<1,0	<1,0	<5,0
MW-23	1/22/2020		<1,0	<1,0	<1,0	<1,0	<1,0	<1,0	<1,0	<2,0	<2,0	<2,0	<2,0	<1.0	<1,0	<1,0	<1,0	<1,0	<1,0	<1,0	<1,0	<5,0	NA	<1,0	<10	<1,0	<5,0	<25	<1,0	<1,0	<1,0	<2,0	<1,0	<1,0	<2,0	<1,0	<2,0	<1,0	<1,0	<1,0	<5,0
MW-23	1/22/2020	DUP	<1,0	<1,0	<1,0	<1,0	<1,0	<1,0	<1,0	<2,0	<2,0	<2,0	<2,0	<1.0	<1,0	<1,0	<1,0	<1,0	<1,0	<1,0	<1,0	<5,0	NA	<1,0	<10	<1,0	<5,0	<25	<1,0	<1,0	<1,0	<2,0	<1,0	<1,0	<2,0	<1,0	<2,0	<1,0	<1,0	<1,0	<5,0
MW-23	10/20/2020		<1,0	<1,0	<1,0	<1,0	<1,0	<1,0	<1,0	<2,0	<2,0	<2,0	<2,0	<1.0	<1,0	<1,0	<1,0	<1,0	<1,0	<1,0	<1,0	<5,0	NS	<1,0	<10	<1,0	<5,0	<25	<1,0	<1,0	<1,0	<2,0	<1,0	<1,0	<2,0	<1,0	<2,0	<1,0	<1,0	<1,0	<5,0
MW-23	12/14/2021	DUP	<1,0	<1,0	<1,0	<1,0	<1,0	<1,0	<1,0	<2,0	<2,0	<2,0	<2,0	<1.0	<1,0	<1,0	<1,0	<1,0	<1,0	<1,0	<1,0	<5,0	NS	<1,0	<10	<1,0	<5,0	<25	<1,0	<1,0	<1,0	<2,0	<1,0	<1,0	<2,0	<1,0	<2,0	<1,0	<1,0	<1,0	<5,0
MW-23	12/14/2021		<1,0	<1,0	<1,0	<1,0	<1,0	<1,0	<1,0	<2,0	<2,0	<2,0	<2,0	<1.0	<1,0	<1,0	<1,0	<1,0	<1,0	<1,0	<1,0	<5,0	NS	<1,0	<10	<1,0	<5,0	<25	<1,0	<1,0	<1,0	<2,0	<1,0	<1,0	<2,0	<1,0	<2,0	<1,0	<1,0	<1,0	<5,0
MW-23	11/8/2022		<1,0	<1,0	<1,0	<1,0	<1,0	<1,0	<1,0	<2,0	<2,0	<2,0	<2,0	<1.0	<1,0	<1,0	<1,0	<1,0	<1,0	<1,0	<1,0	<5,0	NA	<1,0	<10	<1,0	<5,0	<25	<1,0	<1,0	<1,0	<2,0	<1,0	<1,0	<2,0	<1,0	<2,0	<1,0	<1,0	<1,0	<5,0
MW-23	11/8/2023		<1,0	<1,0	<1,0	<1,0	<1,0	<1,0	<1,0	<2,0	<2,0	<2,0	<2,0	<1.0	<1,0	<1,0	<1,0	<1,0	<1,0	<1,0	<1,0	<5,0	NA	<1,0	<10	<1,0	<5,0	<25	<1,0	<1,0	<1,0	<2,0	<1,0	<1,0	<2,0	<1,0	<2,0	<1,0	<1,0	<1,0	<5,0
MW-29	7/26/2006		NS	<0,3	<0,2	<0,3	<0,2	44	NS	<0,2	NS	NS	NS	<0,2	<0,1	<0,4	<0,2	NS	<0,1	NS	<2,0	NA	<0,1	<0,6	NS	<2,0	<2,0	NS	<0,3	<0,2	<0,9	<0,3	<0,2	<0,3	<0,2	<0,3	<1,1714	NA	NA	NS
MW-29	8/30/2007		NS	<0,3	NS	NS	<0,2	34	NS	NS	NS	NS	NS	NS	<0,1	NS	NS	NS	NS	NS	NS	NA	NS	NS	NS	NS	NS	NS	NS	NS	NS	NS	NS	NS	NS	NS	<1,1715	NA	NA	NS
MW-29	12/20/2007		NS	<0,3	<0,1	<0,4	<0,5	41	NS	NS	NS	NS	NS	<0,3	<0,2	<0,4	<0,3	NS	<0,2	NS	NS	NA	NS	NS	NS	NS	NS	NS	NS	<0,3	NS	<0,5	<0,2	<0,9	<0,3	<0,4	<1,1716	NA	NA	NS
MW-29	3/18/2008		NS	<0,34	<0,14	<0,35	<0,45	42	NS	NS	NS	NS	NS	<0,30	<0,19	<0,44	<0,25	NS	<0,18	NS	NS	NA	NS	NS	NS	NS	NS	NS	NS	<0,29	NS	<0,53	<0,21	<0,85	<0,34	<0,36	<1,1717	NA	NA	NS
MW-29	6/20/2008		NS	<0,34	<0,14	<0,35	<0,45	36	NS	NS	NS	NS	NS	<0,30	<0,19	<0,44	<0,25	NS	<0,18	NS	NS	NA	NS	NS	NS	NS	NS	NS	NS	<0,29	NS	<0,53	<0,21	<0,85	<0,34	<0,36	<1,1718	NA	NA	NS
MW-29	9/24/2008		NS	<0,37	<0,21	<0,40	<0,37	50	NS	NS	NS	NS	NS	<0,08	<0,43	<0,52	<0,23	NS	<0,20	NS	NS	NA	NS	NS	NS	NS	NS	NS	NS	<0,12	NS	<0,45	<0,24	<0,36	<0,43	<0,39	<1,1719	NA	NA	NS
MW-29	12/15/2008		NS	<0,37	<0,21	<0,40	<0,37	29	NS	NS	NS	NS	NS	<0,12	<0,43	<0,52	<0,23	NS	<0,20	NS	NS	NA	NS	NS	NS	NS	NS	NS	NS	<0,28	<0,08	NS	<0,45	<0,24	<0,36	<0,43	<0,39	<1,1720	NA	NA	NS
MW-29	3/30/2009		NS	<0,27	<0,33	<0,37	<0,33	29	NS	NS	NS	NS	NS	<0,27	<0,65	<0,2	<0,3	NS	<0,38	NS	NS	NA	NS	NS	NS	NS	NS	NS	NS	<0,37	NS	<0,38	<0,27	<0,3	<0,2	<0,34	<1,1721	NA	NA	NS
MW-29	7/10/2009		NS	<0,4	<0,23	<0,34	<0,45	18	NS	NS	NS	NS	NS	<0,32	<0,34	<0,34	<0,34	NS	<0,41	NS	NS	NA	NS	NS	NS	NS	NS	NS	NS	<0,31	NS	<0,51	<0,37	<0,66	<0,37	<0,53	<1,1722	NA	NA	NS
MW-29	9/30/2009		NS	0,96	<0,33	<0,37	<0,33	24	NS	NS	NS	NS	NS	<0,27	<0,65	<0,20	<0,30	NS	<0,38	NS	NS	NA	NS	NS	NS	NS	NS	NS	NS	<0,37	NS	<0,38	<0,27	<0,30	<0,20	<0,34	<1,1723	NA	NA	NS
MW-29	12/10/2009		NS	<0,35	<0,19	<0,40	<0,35	18	NS	NS	NS	NS	NS	<0,40	<0,44	<0,49	<0,35	NS	<0,26	NS	NS	NA	NS	NS	NS	NS	NS	NS	NS	<0,11	NS	<0,42	<0,23	<0,34	<0,40	<0,40	<1,1724	NA	NA	NS
MW-29	3/6/2010		NS	<0,15	<0,085	<0,068	<0,050	16	NS	NS	NS	NS	NS	<0,052	<0,082	<0,098	<0,092	NS	<0,10	NS	NS	NA	NS	NS	NS	NS	NS	NS	NS	<0,10	NS	<0,082	<0,069	<0,18	<0,083	<0,52	<1,1725	NA	NA	NS
MW-29	5/29/2010		NS	<0,4	<0,23	<0,35	<0,57	6,5	NS	NS	NS	NS	NS	<0,32	<0,65	<0,34	<0,34	NS	<0,41	NS	NS	NA	NS	NS	NS	NS	NS	NS	NS	<0,31	NS	<0,51	<0,37	<0,66	<0,58	<0,53	<1,1726	NA	NA	NS
MW-29	8/4/2010		NS	<0,22	<0,29	<0,29	<0,22	14,1	NS	NS	NS	NS	NS	<0,26	<0,33	<0,27	<0,29	NS	<0,22	NS	NS	NA	NS	NS	NS	NS	NS	NS	NS	<0,28	NS	<0,34	<0,2	<0,51	<0,25	0,93	<1,1727	NA	NA	NS
MW-29	10/15/2010		NS	<0,22	<0,29	<0,29	<0,22	16,2	NS	NS	NS	NS	NS	<0,26	<0,33	<0,27	<0,29	NS	<0,22	NS	NS	NA	NS	NS	NS	NS	NS	NS	NS	<0,28	NS	<0,34	<0,2	<0,51	<0,25	<0,5	<1,1728	NA	NA	NS
MW-29	2/28/2011		NS	<0,20	<0,23	<0,22	<0,25	15	NS	NS	NS	NS	NS	<0,25	<0,20	<0,25	<0,20	NS	<0,23	NS	NS	NA	NS	NS	NS	NS	NS	NS	NS	<0,20	NS	<0,25	<0,20	<0,50	<0,22	<0,50	<1,1729	NA	NA	NS
MW-29	5/27/2011		NS	<0,20	<0,23	<0,22	<0,25	12,8	NS	NS	NS	NS	NS	<0,25	<0,20	<0,25	<0,20	NS	<0,23	NS	NS	NA	NS	NS	NS	NS	NS	NS	NS	<0,20	NS	<0,25	<0,20	<0,50	<0,22	<0,50	<1,1730	NA	NA	NS
MW-29	8/24/2011	DUP	NS	<0,2	<0,23	<0,22	<0,25	11,2	NS	NS	NS	NS	NS	<0,25	<0,2	<0,25	<0,2	NS	<0,23	NS	NS	NA	NS	NS	NS	NS	NS	NS	NS	<0,2	NS	<0,25	<0,2	<0,5	<0,22	<0,5	<1,1732	NA	NA	NS
MW-29	8/24/2011		NS	<0,2	<0,23	<0,22	<0,25	12,2	NS	NS	NS	NS	NS	<0,25	<0,2	<0,25	<0,2	NS	<0,23	NS	NS	NA	NS	NS	NS	NS	NS	NS	NS	<0,2	NS	<0,25	<0,2	<0,5	<0,22	<0,5	<1,1731	NA	NA	NS
MW-29	11/15/2011		NS	<0,2	<0,23	<0,22	<0,25	11,2	NS	NS	NS	NS	NS	<0,25	<0,2	<0,25	<0,2	NS	<0,23	NS	NS	NA	NS	NS	NS	NS	NS	NS	NS	<0,2	NS	<0,25	<0,2	<0,5	<0,22	<0,5	<1,1733	NA	NA	NS
MW-29	2/28/2012		NS	<0,2	<0,23	<0,22	<0,25	8,9	NS	NS	NS	NS	NS	<0,25	<0,2	<0,25	<0,2	NS	<0,23	NS	NS	NA	NS	NS	NS	NS	NS	NS	NS	<0,2	NS	<0,25	<0,2	<0,5	<0,22	<0,5	<1,1734	NA	NA	NS
MW-29	4/23/2012		NS	<0,2	<0,23	<0,22	<0,25	10	NS	NS	NS	NS	NS	<0,25	<0,2	<0,25	<0,2	NS	<0,23	NS	NS	NA	NS	NS	NS	NS	NS	NS	NS	<0,2	NS	<0,25	<0,2	<0,5	0,23	<0,5	<1,1735	NA	NA	NS
MW-29	8/20/2012		NS	<0,2	<0,23	<0,22	<0,25	12,1	NS	NS	NS	NS	NS	<0,25	<0,2	<0,25	<0,2	NS	<0,23	NS	NS	NA	NS	NS	NS	NS	NS	NS	NS	<0,2	NS	<0,25	<0,2	<0,5	<0,22	<0,5	<1,1736	NA	NA	NS
MW-29	11/14/2012		NS	<0,2	<0,24	<0,2	<0,21	10,6	NS	NS	NS	NS	NS	<0,22	<0,22	<0,26	<0,25	NS	<0,2	NS	NS	NA	NS	NS	NS	NS	NS	NS	NS	<0,2	NS	<0,31	<0,2	<0,5	<0,26	<0,5	<1,1737	NA	NA	NS
MW-29	3/4/2013		NS	<0,2	<0,24	<0,2	<0,21	10,8	NS	NS	NS	NS	NS	<0,22	<0,22	<0,26	<0,25	NS	<0,2	NS	NS	NA	NS	NS	NS	NS	NS	NS	NS	<0,2	NS	<0,31	<0,2	<0,5	<0,26	<0,5	<1,1738	NA	NA	NS
MW-29	6/10/2013		NS	<0,2	<0,24	<0,2	<0,21

Appendix A
Groundwater Analytical Results - February 2003 - December 2024 (µg/L)
Perma-Fix of South Georgia Inc., Valdosta, GA

			Chlorinated and Non-Chlorinated VOCs																																		
Sample Location	Sample Date	QA/QC Reference	1,1,1,2-Tetrachloroethane	1,1,1-Trichloroethane	1,1,2,2-Tetrachloroethane	1,1,2-Trichloroethane	1,1-Dichloroethane	1,1-Dichloroethene	1,1-Dichloropropene	1,2,3-Trichlorobenzene	1,2,3-Trichloropropane	1,2,4-Trichlorobenzene	1,2-Dibromoethane (EDB) (Ethylene dibromide)	1,2-Dichlorobenzene	1,2-Dichloroethane	1,2-Dichloropropane	1,3-Dichlorobenzene	1,3-Dichloropropane	1,4-Dichlorobenzene (para dichlorobenzene)	2,2-Dichloropropane	2-Butanone (MEK)	2-Chloroethyl Vinyl Ether	2-Chlorotoluene	2-Hexanone	4-Chlorotoluene	4-Methyl-2-Pentanone (MIBK)	Acetone	Bromobenzene	Bromochloromethane (Chlorobromomethane)	Bromodichloromethane (dichlorobromomethane, dichloromethylbromide)	Carbon Disulfide	Carbon Tetrachloride	Chlorobenzene	Chloroethane	Chloroform	Chloromethane	Cis-1,2-Dichloroethene	Cis-1,3-Dichloropropene	Dibromochloromethane (Chlorodibromomethane)	Dibromochloropropane (DBCP) (1,2-Dibromo-3-Chloropropane)
GW Standard			1 [b]	200 [a]	1 [b]	5 [a]	1 [b]	7 [a]	1 [b]	1 [a]	1 [b]	70 [a]	0,05 [a]	600 [a]	5 [a]	5 [a]	1 [b]	1 [a]	75 [a]	1 [b]	10 [b]	--	1 [b]	10 [b]	1 b	10 [b]	10 [b]	1 [b]	1 [b]	80 [a]	2 [b]	5 [a]	100 [a]	5 [b]	80 [a]	1 [b]	70 [a]	1 [b]	80 [a]	0,2 [a]
MW-29	6/5/2015		NS	1.7	<1.0	<1.0	<1.0	15	NS	NS	NS	NS	NS	<1.0	<1.0	<1.0	<1.0	NS	<1.0	NS	NS	<5.0	NS	NS	NS	NS	NS	NS	NS	<1.0	NS	<1.0	<1.0	<2.0	0.48	<2.0	<1.1746	<1.0	<1.0	NS
MW-29	8/11/2015		NS	<1.0	<1.0	<1.0	<1.0	19.4	NS	NS	NS	NS	NS	<1.0	<1.0	<1.0	<1.0	NS	<1.0	NS	NS	<5.0	NS	NS	NS	NS	NS	NS	NS	<1.0	NS	<1.0	<1.0	<2.0	0.53	<2.0	<1.1748	<1.0	<1.0	NS
MW-29	12/15/2015		NS	<1.0	<1.0	<1.0	<1.0	13.2	NS	NS	NS	NS	NS	<1.0	<1.0	<1.0	<1.0	NS	<1.0	NS	NS	<5.0	NS	NS	NS	NS	NS	NS	NS	<1.0	<1.0	NS	<1.0	<1.0	<2.0	0.32	<2.0	<1.1749	<1.0	<1.0	NS
MW-29	3/17/2016		NS	<1.0	<1.0	<1.0	<1.0	14.6	NS	NS	NS	NS	NS	<1.0	<1.0	<1.0	<1.0	NS	<1.0	NS	NS	<5.0	NS	NS	NS	NS	NS	NS	NS	<1.0	<1.0	NS	<1.0	<1.0	<2.0	0.38	<2.0	<1.1750	<1.0	<1.0	NS
MW-29	6/14/2016		<1.0	<1.0	<1.0	<1.0	<1.0	12.4	<1.0	<2.0	<2.0	<2.0	<2.0	<1.0	<1.0	<1.0	<1.0	<1.0	<1.0	<1.0	<5.0	NS	<1.0	<10	<1.0	<5.0	<25	<1.0	<1.0	<1.0	<2.0	<1.0	<1.0	<2.0	0.35	<2.0	<1.1751	<1.0	<1.0	<5.0
MW-29	9/21/2016		<1.0	<1.0	<1.0	<1.0	<1.0	10.8	<1.0	<2.0	<2.0	<2.0	<2.0	<1.0	<1.0	<1.0	<1.0	<1.0	<1.0	<1.0	<5.0	NS	<1.0	<10	<1.0	<5.0	<25	<1.0	<1.0	<1.0	<2.0	<1.0	<1.0	<2.0	0.31	<2.0	<1.1752	<1.0	<1.0	<5.0
MW-29	1/17/2017		<1.0	<1.0	<1.0	<1.0	<1.0	8.6	<1.0	<2.0	<2.0	<2.0	<2.0	<1.0	<1.0	<1.0	<1.0	<1.0	<1.0	<1.0	<5.0	NS	<1.0	<10	<1.0	<5.0	<25	<1.0	<1.0	<1.0	<2.0	<1.0	<1.0	<2.0	0.32	<2.0	<1.1753	<1.0	<1.0	<5.0
MW-29	3/21/2017		<1.0	0.28	<1.0	<1.0	<1.0	8.8	<1.0	<2.0	<2.0	<2.0	<2.0	<1.0	<1.0	<1.0	<1.0	<1.0	<1.0	<1.0	<5.0	NS	<1.0	<10	<1.0	<5.0	<25	<1.0	<1.0	<1.0	<2.0	0.39	<2.0	<1.0	<2.0	<1.0	<2.0	<1.0	<1.0	<5.0
MW-29	6/28/2017		<1.0	<1.0	<1.0	<1.0	<1.0	6.6	<1.0	<2.0	<2.0	<2.0	<2.0	<1.0	<1.0	<1.0	<1.0	<1.0	<1.0	<1.0	<5.0	NS	<1.0	<10	<1.0	<5.0	<25	<1.0	<1.0	<1.0	<2.0	<1.0	<1.0	<2.0	<1.0	<2.0	<1.0	<1.0	0.56	<5.0
MW-29	9/19/2017		<1.0	<1.0	<1.0	<1.0	<1.0	7.5	<1.0	<2.0	<2.0	<2.0	<2.0	<1.0	<1.0	<1.0	<1.0	<1.0	<1.0	<1.0	<5.0	NS	<1.0	<10	<1.0	<5.0	<25	<1.0	<1.0	<1.0	<2.0	<1.0	<1.0	<2.0	<1.0	<2.0	<1.0	<1.0	<1.0	<5.0
MW-29	1/8/2018		<1.0	<1.0	<1.0	<1.0	<1.0	6.6	<1.0	<2.0	<2.0	<2.0	<2.0	<1.0	<1.0	<1.0	<1.0	<1.0	<1.0	<1.0	<5.0	NS	<1.0	<10	<1.0	<5.0	<25	<1.0	<1.0	<1.0	<2.0	<1.0	<1.0	<2.0	<1.0	<2.0	<1.0	<1.0	<1.0	<5.0
MW-29	3/12/2018		<1.0	<1.0	<1.0	<1.0	<1.0	5.9	<1.0	<2.0	<2.0	<2.0	<2.0	<1.0	<1.0	<1.0	<1.0	<1.0	<1.0	<1.0	<5.0	NS	<1.0	<10	<1.0	<5.0	<25	<1.0	<1.0	<1.0	<2.0	<1.0	<1.0	<2.0	<1.0	<2.0	<1.0	<1.0	<1.0	<5.0
MW-29	6/27/2018		<1.0	<1.0	<1.0	<1.0	<1.0	5.3	<1.0	<2.0	<2.0	<2.0	<2.0	<1.0	<1.0	<1.0	<1.0	<1.0	<1.0	<1.0	<5.0	NS	<1.0	<10	<1.0	<5.0	<25	<1.0	<1.0	<1.0	<2.0	<1.0	<1.0	<2.0	<1.0	<2.0	<1.0	<1.0	<1.0	<5.0
MW-29	10/16/2018		<1.0	<1.0	<1.0	<1.0	<1.0	5.2	<1.0	<2.0	<2.0	<2.0	<2.0	<1.0	<1.0	<1.0	<1.0	<1.0	<1.0	<1.0	<5.0	NS	<1.0	<10	<1.0	<5.0	<25	<1.0	<1.0	<1.0	<2.0	<1.0	<1.0	<2.0	<1.0	<2.0	<1.0	<1.0	<1.0	<5.0
MW-29	1/21/2019		<1.0	<1.0	<1.0	<1.0	<1.0	5	<1.0	<2.0	<2.0	<2.0	<2.0	<1.0	<1.0	<1.0	<1.0	<1.0	<1.0	<1.0	<5.0	NS	<1.0	<10	<1.0	<5.0	<25	<1.0	<1.0	<1.0	<2.0	<1.0	<1.0	<2.0	<1.0	<2.0	<1.0	<1.0	<1.0	<5.0
MW-29	4/23/2019	DUP	<1.0	<1.0	<1.0	<1.0	<1.0	5.3	<1.0	<2.0	<2.0	<2.0	<2.0	<1.0	<1.0	<1.0	<1.0	<1.0	<1.0	<1.0	<5.0	NA	<1.0	<10	<1.0	<5.0	<25	<1.0	<1.0	<1.0	<2.0	0.41	<2.0	<1.0	<2.0	<1.0	<2.0	<1.0	<1.0	<5.0
MW-29	4/23/2019		<1.0	<1.0	<1.0	<1.0	<1.0	4.9	<1.0	<2.0	<2.0	<2.0	<2.0	<1.0	<1.0	<1.0	<1.0	<1.0	<1.0	<1.0	<5.0	NA	<1.0	<10	<1.0	<5.0	<25	<1.0	<1.0	<1.0	<2.0	<1.0	<1.0	<2.0	<1.0	<2.0	<1.0	<1.0	<1.0	<5.0
MW-29	7/30/2019		<1.0	<1.0	<1.0	<1.0	<1.0	4.7	<1.0	<2.0	<2.0	<2.0	<2.0	<1.0	<1.0	<1.0	<1.0	<1.0	<1.0	<1.0	<5.0	NS	<1.0	<10	<1.0	<5.0	<25	<1.0	<1.0	<1.0	<2.0	<1.0	<1.0	<2.0	<1.0	<2.0	<1.0	<1.0	<1.0	<5.0
MW-29	10/29/2019		<1.0	<1.0	<1.0	<1.0	<1.0	4.5	<1.0	<2.0	<2.0	<2.0	<2.0	<1.0	<1.0	<1.0	<1.0	<1.0	<1.0	<1.0	<5.0	NS	<1.0	<10	<1.0	<5.0	<25	<1.0	<1.0	<1.0	<2.0	0.36	<2.0	<1.0	<1.0	<1.0	<2.0	<1.0	<1.0	<5.0
MW-29	1/22/2020		<1.0	<1.0	<1.0	<1.0	<1.0	5.2	<1.0	<2.0	<2.0	<2.0	<2.0	<1.0	<1.0	<1.0	<1.0	<1.0	<1.0	<1.0	<5.0	NA	<1.0	<10	<1.0	<5.0	<25	<1.0	<1.0	<1.0	<2.0	<1.0	<1.0	<2.0	<1.0	<2.0	<1.0	<1.0	<1.0	<5.0
MW-29	10/20/2020	DUP	<1.0	<1.0	<1.0	<1.0	<1.0	5.2	<1.0	<2.0	<2.0	<2.0	<2.0	<1.0	<1.0	<1.0	<1.0	<1.0	<1.0	<1.0	<5.0	NS	<1.0	<10	<1.0	<5.0	<25	<1.0	<1.0	<1.0	<2.0	<1.0	<1.0	<2.0	<1.0	<2.0	<1.0	<1.0	<1.0	<5.0
MW-29	10/20/2020		<1.0	<1.0	<1.0	<1.0	<1.0	4.8	<1.0	<2.0	<2.0	<2.0	<2.0	<1.0	<1.0	<1.0	<1.0	<1.0	<1.0	<1.0	<5.0	NS	<1.0	<10	<1.0	<5.0	<25	<1.0	<1.0	<1.0	<2.0	<1.0	<1.0	<2.0	<1.0	<2.0	<1.0	<1.0	<1.0	<5.0
MW-29	12/13/2021		<1.0	<1.0	<1.0	<1.0	<1.0	1.9	<1.0	<2.0	<2.0	<2.0	<2.0	<1.0	<1.0	<1.0	<1.0	<1.0	<1.0	<1.0	<5.0	NS	<1.0	<10	<1.0	<5.0	<25	<1.0	<1.0	<1.0	<2.0	<1.0	<1.0	<2.0	<1.0	<2.0	<1.0	<1.0	<1.0	<5.0
MW-29	11/8/2022		<1.0	<1.0	<1.0	<1.0	<1.0	1.2	<1.0	<2.0	<2.0	<2.0	<2.0	<1.0	<1.0	<1.0	<1.0	<1.0	<1.0	<1.0	<5.0	NA	<1.0	<10	<1.0	<5.0	<25	<1.0	<1.0	<1.0	<2.0	<1.0	<1.0	<2.0	<1.0	<2.0	<1.0	<1.0	<1.0	<5.0
MW-29	12/4/2024		<1.0	<1.0	<1.0	<1.0	<1.0	<1.0	<1.0	<5.0	<1.0	<5.0	<1.0	<1.0	<1.0	<1.0	<1.0	<1.0	<1.0	<1.0	<10	NA	<1.0	<10	<1.0	<10	<10	<1.0	<1.0	<1.0	<2.0	<1.0	<1.0	<5.0	<1.0	<2.0	<1.0	<1.0	<1.0	<5.0
Mud Creek	12/20/2007		NS	<0.3	<0.1	<0.4	0.5	12	NS	NS	NS	NS	NS	<0.3	<0.2	<0.4	<0.3	NS	<0.2	NS	NS	NA	NS	NS	NS	NS	NS	NS	NS	<0.3	NS	<0.5	<0.2	<0.9	<0.3	<0.4	<1.1754	NA	NA	NS

Appendix A
Groundwater Analytical Results - February 2003 - December 2024 (µg/L)
Perma-Fix of South Georgia Inc., Valdosta, GA

			Chlorinated and Non-Chlorinated VOCs																								Aromatic/						Total VOCs	
Sample Location	Sample Date	QA/QC Reference	Dibromomethane	Dichlorodifluoromethane (DCDFM) (difluorodichloromethane)	Hexachlorobutadiene	Isopropylbenzene	4-Isopropyltoluene (p-Isopropyltoluene)	Methylene Chloride	Tetrachloroethene (PCE)	Trans-1,2-Dichloroethene	Trans-1,3-Dichloropropene	Trichloroethene (TCE)	Trichlorofluoromethane	Vinyl Acetate	Vinyl Chloride	Bromoform	Bromomethane	Naphthalene	N-Propylbenzene	N-Butylbenzene	Sec-Butylbenzene	Tert-Butylbenzene	Styrene	1,2,4-Trimethylbenzene	1,3,5-Trimethylbenzene	Benzene	Toluene	Ethylbenzene	Methyl Tert-Butyl Ether	Total Xylenes	Heptachlor	Total Chlorinated and Non Chlorinated VOCs1	Total Aromatic/Hydrocarbon VOCs
	Current GW Standard		1 [b]	1 [b]	50 [a]	1 [b]	1 [b]	5 [a]	5 [a]	100 [a]	1 [b]	5 [a]	1 [b]	2 [b]	2 [a]	80 [a]	5 [b]	5 [b]	1 [b]	1 [b]	1 [b]	1 [b]	100 [a]	1 [b]	1 [b]	5 [a]	1000 [a]	700 [a]	5 [b]	10000 [a]	0.4 [a]	---	---
MP-8	7/26/2006		NS	<750	<1000	<250	<1250	269000	<750	<500	NA	41500	<750	NS	5680	<500	<1500	<750	<750	<750	<500	NA	<250	<500	<500	575	5620	<750	<500	1600	NS	389585	7795
B-106	7/26/2006		NS	<15	<20	<5.0	<25	131000	320	<10	NA	34600	<15	NS	1070	<10	<30	<15	<15	<15	<10	NA	<5.0	<10	<10	1050	8020	274	<10	780	NS	201538.5	10124
B-106	12/20/2007		NS	<16	NS	NS	NS	9100	<18	<20	NA	1100	<23	NS	5600	<18	<22	NS	NS	NS	NS	NA	NS	NS	NS	470	1800	89	<10	180	NS	19360	2535
B-108	7/26/2006		NS	<15	<20	18	<25	750000	864	80	NA	180000	104	NS	25300	<10	<30	<15	<15	<15	<10	NA	43.5	22.5	15	1350	7710	804	<10	3293	NS	1119251	13157
B-108	12/20/2007		NS	<31	NS	NS	NS	90000	140	<41	NA	33000	<46	NS	7400	<35	<45	NS	NS	NS	NS	NA	NS	NS	NS	440	1800	160	<21	580	NS	155230	2980
B-113	7/26/2006		NS	126	<40	<10	<50	2720	1120	68	NA	3170	<30	NS	32700	<20	<60	<30	<30	<30	<20	NA	<10	29	23	66	7290	1060	<20	5270	NS	90630	13686
B-113	12/20/2007		NS	<31	NS	NS	NS	260	410	<41	NA	1400	<46	NS	15000	<35	<45	NS	NS	NS	NS	NA	NS	NS	NS	110	4500	690	<21	3200	NS	40697	8460
B-114	7/26/2006		NS	<15	<20	<5.0	<25	898	611	<10	NA	6090	<15	NS	90	<10	<30	<15	<15	<15	<10	NA	<5.0	<10	<10	26.5	43.5	90.5	<10	197.5	NS	13612.5	358
B-114	12/20/2007		NS	<31	NS	NS	NS	<65	1000	<41	NA	15000	<46	NS	220	<35	<45	NS	NS	NS	NS	NA	NS	NS	NS	75	70	190	<21	490	NS	26729	825
MPX-1	7/26/2006		NS	<15	<20	<5.0	<25	27700	74	<10	NA	3830	<15	NS	1340	<10	<30	<15	<15	<15	<10	NA	<5.0	<10	<10	433	5490	245	<10	878	NS	118750	7046
MPX-1	12/20/2007		NS	<16	NS	NS	NS	3800	44	<20	NA	940	<23	NS	4000	<18	<22	NS	NS	NS	NS	NA	NS	NS	NS	510	3500	150	<10	520	NS	19815	4680
B-100	7/26/2006		NS	0.3	<0.4	0.5	<0.5	4.4	7.1	0.5	NA	256	<0.3	NS	1230	<0.2	<0.6	5.9	0.3	1.2	<0.2	NA	<0.1	2.2	1	58.2	315	11.8	<0.2	60.2	NS	8997.2	445.2
B-101	7/26/2006		NS	<15	<20	<5.0	<25	4720	23	<10	NA	1080	<15	NS	148	<10	<30	<15	<15	<15	<10	NA	<5.0	<10	<10	63.5	468	38	<10	111.5	NS	8357	681
B-102	7/26/2006		NS	<30	375	<10	<50	17900	215	<20	NA	1740	<30	NS	1250	<20	<60	581	<30	<30	<20	NA	<10	66	35	712	6450	198	<20	813	NS	35295	8173
B-103	7/26/2006		NS	<15	<20	<5.0	<25	7220	46	<10	NA	2190	<15	NS	<20	<10	<30	<15	<15	<15	<10	NA	<5.0	<10	<10	87.5	112	<15	<10	10.5	NS	11015.5	210
B-104	7/26/2006		NS	<30	<40	<10	<50	50000	217	<20	NA	5850	<30	NS	233	<20	<60	599	<30	<30	<20	NA	<10	151	78	865	8500	371	<20	1520	NS	224373	11256
B-105	7/26/2006		NS	<15	<20	<5.0	<25	50500	435	19.5	NA	8070	<15	NS	2240	<10	<30	<15	<15	<15	<10	NA	27.5	25	11.5	830	16700	1170	<10	5500	NS	140838.5	24200
B-107	7/26/2006		NS	<30	<40	<10	<50	199000	217	<20	NA	6980	<30	NS	800	<20	<60	<30	<30	<30	<20	NA	<10	<20	<20	582	4570	183	<20	814	NS	1008888	6149
B-109	7/26/2006		NS	<15	<20	<5.0	<25	335000	271	31.5	NA	43000	35	NS	17300	<10	<30	<15	<15	<15	<10	NA	<5.0	<10	<10	1730	9190	349	<10	909	NS	444500	12178
B-110	7/26/2006		NS	<15	<20	<5.0	<25	728000	810	<10	NA	162000	74.5	NS	1570	<10	<30	<15	<15	<15	<10	NA	31	<10	<10	1710	7600	526	<10	1876	NS	990338.5	11712
B-111	7/26/2006		NS	<30	<40	23	<50	154000	481	76	NA	17300	<30	NS	18300	<20	<60	<30	<30	<30	<20	NA	<10	34	22	899	28400	1970	<20	10860	NS	418777	42129
B-112	7/26/2006		NS	<15	<20	<5.0	<25	66600	118	18.5	NA	10000	<15	NS	36000	<10	<30	<15	<15	<15	<10	NA	<5.0	<10	<10	463	2020	197	<10	630	NS	127849	3310
MW-1S	2/21/2003		NS	3.3	NS	NS	NS	<0.1	<0.3	<0.2	NA	8.1	<0.3	NS	29	<0.2	<0.6	NS	NS	NS	NS	NA	NS	NS	NS	140	14	12	<0.2	49	NS	79.7	215
MW-1S	6/2/2003		NS	<0.6	NS	NS	NS	<1.0	210	<0.6	NA	4	6.8	NS	36	<0.4	<0.6	NS	NS	NS	NS	NA	NS	NS	NS	110	16	9.8	<0.6	37	NS	369.4	172.8
MW-1S	9/1/2003		NS	<3.0	NS	NS	NS	69	120	<3.0	NA	<2.0	<6	NS	120	<2.0	<3.0	NS	NS	NS	NS	NA	NS	NS	NS	120	65	14	<3.0	72	NS	1219	271
MW-1S	12/2/2003		NS	<1.5	NS	NS	NS	<0.5	96	<1.0	NA	5.6	<1.5	NS	120	<1.0	<3.0	NS	NS	NS	NS	NA	NS	NS	NS	83	41	8.8	<1.0	37	NS	403.6	169.8
MW-1S	3/1/2004		NS	7.1	NS	NS	NS	<0.1	5.1	<0.2	NA	4	<0.3	NS	240	<0.2	<0.6	NS	NS	NS	NS	NA	NS	NS	NS	150	64	23	<0.2	88	NS	505.2	325
MW-1S	5/28/2004		NS	<0.3	NS	NS	NS	<0.1	5	<0.2	NA	3.8	<0.3	NS	200	<0.2	<0.6	NS	NS	NS	NS	NA	NS	NS	NS	100	65	20	<0.2	67	NS	509.4	252
MW-1S	8/31/2004	DUP	NS	<0.3	NS	NS	NS	<0.1	3.6	<0.2	NA	2.7	<0.3	NS	120	<0.2	<0.6	NS	NS	NS	NS	NA	NS	NS	NS	82	18	9.5	<0.2	41	NS	826.2	150.5
MW-1S	8/31/2004		NS	<0.3	NS	NS	NS	<0.1	3.6	<0.2	NA	2.6	<0.3	NS	120	<0.2	<0.6	NS	NS	NS	NS	NA	NS	NS	NS	85	19	9.5	<0.2	41	NS	229.8	154.5
MW-1S	12/1/2004		NS	<2.0	NS	NS	NS	<0.5	86	<1.0	NA	14	<2.0	NS	170	<1.0	<3.0	NS	NS	NS	NS	NA	NS	NS	NS	100	73	13	<1.0	42	NS	1297	228
MW-1S	2/28/2005		NS	<2.0	NS	NS	NS	<0.5	83	<1.0	NA	<2.0	<2.0	NS	150	<1.0	<3.0	NS	NS	NS	NS	NA	NS	NS	NS	82	20	10	<1.0	39	NS	397	151
MW-1S	5/27/2005		NS	<0.3	NS	NS	NS	<0.1	30	<0.2	NA	6	<0.3	NS	86	<0.2	<0.6	NS	NS	NS	NS	NA	NS	NS	NS	58	13	7	<0.2	31	NS	390	109
MW-1S	9/1/2005		NS	<2.0	NS	NS	NS	<0.5	61	<1.0	NA	19	<2.0	NS	340	<1.0	<3.0	NS	NS	NS	NS	NA	NS	NS	NS	30	48	7	<1.0	22	NS	1384	107
MW-1S	12/1/2005		NS	<2.0	NS	NS	NS	<0.5	21	<1.0	NA	<2.0	<2.0	NS	210	<1.0	<3.0	NS	NS	NS	NS	NA	NS	NS	NS	57	110	23	<1.0	87	NS	598	277
MW-1S	2/28/2006	DUP	NS	4.6	NS	NS	NS	<10	<1.5	<1.0	NA	4.2	<1.5	NS	240	<1.0	<3.0	NS	NS	NS	NS	NA	NS	NS	NS	69	72	21	<1.0	89	NS	533.7	251
MW-1S	2/28/2006		NS	4.1	NS	NS	NS	<10	<1.5	<1.0	NA	3.7	<1.5	NS	250	<1.0	<3.0	NS	NS	NS	NS	NA	NS	NS	NS	69	67	24	<1.0	97	NS	517.6	257
MW-1S	5/30/2006		NS	5.1	NS	NS	NS	<10	6.5	<1.0	NA	4.8	<1.5	NS	290	<1.0	<3.0	NS	NS	NS	NS	NA	NS	NS	NS	27	91	16	<1.0	62	NS	674.2	196
MW-1S	7/20/2006		NS	<1.5	<2.0	<0.5	<2.5	<10	5	<1.0	NA	4.6	<1.5	NS	128	<1.0	<3.0	<1.5	<1.5	<1.5	<1.0	NA	<0.5	1.2	<1.0	53.2	41.5	16.4	<1.0	71.2	NS	267	182.3
MW-1S	3/1/2007		NS	<0.3	NS	NS	NS	<2.0	1.3	<0.2	NA	7	<0.3	NS	26	<0.2	2.8	NS	NS	NS	NS	NA	NS	NS	NS	51	5.9	5	<0.2	20	NS	95.3	81.5
MW-1S	6/1/2007		NS	<0.3	NS	NS	NS	2.7	2.8	<0.2	NA	30	<0.3	NS	54	<0.2	<0.6	NS	NS	NS	NS	NA	NS	NS	NS	64	9.4	5.6	<0.2	24	NS	236.5	103.1
MW-1S	8/30/2007		NS	NS	NS	NS	NS	48	6.9	NS	NA	520	NS	NS	26	NS	NS	NS	NS	NS	NS	NA	NS	NS	NS	97	6.8	9.2	NS	44	NS	791.9	113
MW-1S	12/20/2007		NS	<16	NS	NS	NS	2800	<18	<20	NA	930	<23	NS	300	<18	<22	NS	NS	NS	NS	NA	NS	NS	NS	180	22	<17	<10	98	NS	5601	300
MW-1S	3/18/2008		NS	<3.1	NS	NS	NS	650	11	<4.1	NA	700	<4.6	NS	170	<3.5	<4.5	NS	NS	NS	NS	NA	NS	NS	NS	55	9.2	4.3	NS	28	NS	2902	96.5
MW-1S	6/20/2008		NS	<0.31	NS	NS	NS	<0.65	<0.35	<0.41	NA	0.91	<0.46	NS	<0.52	<0.35	<0.45	NS	NS	NS	NS	NA	NS	NS	NS	2.7	<0.28	<0.34	<0.21	ND	NS	3.71	2.7
MW-1S	9/22/2008		NS	<0.7	NS	NS	NS	<1.2	21	<2.4	NA	350	<2.2	NS	33	<1.2	<2.4	NS	NS	NS	NS	NA	NS	NS	NS	13	<1.8	<1.4	<1.0	ND	NS	653.6	13
MW-1S	12/15/2008	DUP	NS	2.1	<1.5	NS	NS	<0.25	12	<0.49	NA	86	<0.45	NS	12	<0.25	<0.48	NS	NS	NS	NS	NA	NS	NS	NS	35	3.1	0.41	<0.21	ND	NS	324.69	38.51
MW-1S	12/15/2008		NS	<0.14	<1.5	NS	NS	<0.25	19	<0.49	NA	87	<0.45	NS	13	<0.25	<0.48	NS	NS	NS	NS	NA	NS	NS	NS	32	6.4	0.5	<0.21	ND	NS	321.53	38.9
MW-1S	3/30/2009		NS	<0.38	NS	NS	NS	<0.53	110	<0.34	NA	5.4	<0.28	NS	<0.3	<0.71	<0.49	NS	NS	NS	NS	NA	NS	NS	NS	<0.2	<0.27	0.45	NS	0.85	NS	119.12	1.3
MW-1S	3/30/2009		NS	<0.38	NS	NS	NS	<0.53	120	<0.34	NA	5.6	<0.28	NS	<0.3	<0.71	<0.49	NS	NS	NS	NS	NA	NS	NS	NS	<0.2	<0.27	<0.2	NS	0.41	NS	128.83	0
MW-1S	7/10/2009		NS	<0.75	NS	NS	NS	<0.41	100	<0.47	NA	5.1	<0.57	NS	<0.48	<0.22	<0.63	NS	NS	NS	NS	NA	NS	NS	NS	<0.35	1.2	<0.43	<0.26	3.6	NS	106.33	4.8
MW-1S	9/30/2009		NS	<0.38	NS	NS	NS	<0.53	90	<0.34	NA	3.3	<0.28	NS	<0.30	<0.71	<0.49	NS	NS	NS	NS	NA	NS	NS	NS	<0.20	<0.27	<0.20	<0.38	ND	NS	95.9	0
MW-1S	12/10/2009		NS	<1.3	NS	NS	NS	<2.3	63	<4.6	NA	<5.6	<4.1	NS	<5.8	<2.6	<4.4	NS	NS	NS	NS	NA	NS	NS	NS	<2.7	<3.5	<2.8	<2.3	ND	NS	71.8	3.5
MW-1S	3/6/2010		NS	<0.46	NS	NS	NS	<0.35	120	<0.55	NA	37	<0.75	NS	40	<1.0	<1.4	NS	NS	NS	NS	NA	NS	NS	NS	14	12	2.6	<0.60	6.3	NS	842	34.8
MW-1S	5/29/2010		NS	<0.75	NS	NS	NS	<0.41	300	<0.71	NA	86	<0.57	NS	82	<0.22	<0.63	NS	NS	NS	NS	NA	NS	NS	NS	2.7	42	5.8	<0.26	14	NS	1473.7	64.7
MW-1S	8/4/2010		NS	<1.3	NS	NS	NS	<4.0	162	<0.68	NA	64.4	<0.8	NS	38.5	<0.48	<1.6	NS	NS	NS	NS	NA	NS	NS	NS	0.63	8.3	2.1	<0.5	3.5	NS	902.3	14.61
MW-1S	10/15/2010	DUP	NS	<3.4	NS	NS	NS	<10	104	<1.7	NA	72.2	<2.0	NS	166	<1.2	<3.9	NS	NS	NS	NS	NA	NS	NS	NS	13.2	33.5	9.2	<1.3	16.3	NS	999.1	72.2
MW-1S	10/15/2010		NS	<3.4	NS	NS	NS	<10	117	<1.7	NA	82.7	<2.0	NS	249	<1.2	<3.9	NS	NS	NS	NS	NA	NS	NS	NS	16.3	64.4	13.8	<1.3	29.6	NS	1432.7	124.1
MW-1S	2/28/2011	DUP	NS	<1.0	NS	NS	NS	5	26.5	<0.70	NA	19.7	<1.0	NS	85.6	<0.40	<1.0	NS	NS	NS	NS	NA	NS	NS	NS	5	16.5	4.1	<0.68	8.4	NS	590.9	34
MW-1S	2/28/2011		NS	<2.5	NS	NS	NS	11.4	32.9	<1.8	NA	21.8	<2.5	NS	172	<1.0	<2.5	NS	NS	NS	NS	NA	NS	NS	NS	11.6	50.9	9.4	<1.7	22.1	NS	859.1	94
MW-1S	5/27/2011		NS	<2.5	NS	NS	NS	<10.0	59.8	<1.8	NA	44.9	<2.5	NS	56.5	<1.0	<2.5	NS	NS	NS	NS	NA	NS	NS	NS	1.8	6.2	1.8	<1.7	3.9	NS	615.9	13.7
MW-1S	8/24/2011		NS	<1.3	NS	NS	NS	<5.0	1210	3.9	NA	381	<1.3	NS	91	<0.5	<1.3	NS	NS	NS	NS	NA	NS	NS	NS	8.5	0.72	<0.5	<0.85	ND	NS	6454.3	9.22
MW-1S	11/15/2011		NS	<1.3	NS	NS	NS	<5.0	10	<0.88	NA	96	<1.3	NS	38.2	<0.5	<1.3	NS	NS	NS	NS	NA	NS	NS	NS	4.4	5.4	2	<0.85	4.9	NS	682.7	16.7
MW-1S	2/28/2012		NS	<1.3	NS	NS	NS	<5.0	8.8	1	NA	22.6	<1.3	NS	58	<0.5	<1.3	NS	NS	NS	NS	NA	NS	NS	NS	21.4	6.1	4.2	<0.85	13.2	NS	784.6	44.9
MW-1S	4/23/2012		NS	<2.5	NS	NS	NS	<10	17.7	<1.8	NA	20.3	<2.5	NS	141	<1.0	<2.5	NS	NS	NS	NS	NA	NS	NS	NS	23.7	61.2	11.3	<1.7	25.6	NS	1011.5	121.8
MW-1S	8/20/2012		NS	<0.5	NS	NS	NS	<2.0	25.7	1.1	NA	22.1	<0.5	NS	84.8	<0.2	<0.5	NS	NS	NS	NS	NA	NS	NS	NS	6.9	13.2	2.9	<0.34	6.6	NS	715.92	29.6
MW-1S	11/14/2012		NS	<0.5	NS	NS	NS	<0.5	51.6	0.67	NA	34.6	0.65	NS	80.5	<0.34	<0.79	NS	NS	NS	NS	NA	NS	NS	NS	9.5	39.5	7.3	<0.21	18.9	NS	1463.96	75.3
MW-1S	3/4/2013		NS	<2.5	NS	NS	NS	<10	60.3	<1.1	NA	59.9	<2.5	NS	54.9	<1.7	<3.9	NS	NS	NS	NS	NA	NS	NS	NS	10.4	11.5	2.5	6.5	6.7	NS	1157.6	37.5
MW-1S	6/12/2013		NS	<2.5	NS	NS	NS	<10	56.6	1.6	NA	36.9	<2.5	NS	47.8	<1.7	<3.9	NS	NS	NS	NS	NA	NS	NS	NS	2	10.4	3.9	4.4	7.7	NS	1455	28.4
MW-1S	8/27/2013		NS	<2.5	NS	NS	NS	<10	130	<1.1	NA	41.1	<2.5	NS	51.5	<1.7	<3.9	NS	NS	NS	NS	NA	NS	NS	NS	7.8	21.6	6.1	16.8	13.6	NS	1131.5	65.9
MW-1S	12/12/2013		NS	<2.5	NS	NS	NS	<10	284	<1.1	NA	76	<2.5	NS	336	<1.7	<3.9	NS	NS	NS	NS	NA	NS	NS	NS	20.1	303	43	7.1	106	NS	2352.9	479.3
MW-1S	3/19/2014		NS	<0.33	NS	NS	NS	<2.0	87.3	<0.34	NA	1.8	<0.50	NS	<0.33	<0.38	<0.54	NS	NS	NS	NS	NA	NS	NS	NS	<0.24	<0.20	<0.28	<0.20	ND	NS	98.5	0
MW-1S	6/17/2014		NS	<3.3	NS	NS	NS	<20	464	<3.4	NA	104	<5.0	NS	631	<3.8	<5.4	NS	NS	NS	NS	NA	NS	NS	NS	10	385	55	6.9	146	NS	4240.2	602.7

Appendix A
Groundwater Analytical Results - February 2003 - December 2024 (µg/L)
Perma-Fix of South Georgia Inc., Valdosta, GA

			Chlorinated and Non-Chlorinated VOCs																							Aromatic/						Total VOCs	
Sample Location	Sample Date	QA/QC Reference	Dibromomethane	Dichlorodifluoromethane (DCDFM) (difluorodichloromethane)	Hexachlorobutadiene	Isopropylbenzene	4-Isopropyltoluene (p-Isopropyltoluene)	Methylene Chloride	Tetrachloroethene (PCE)	Trans-1,2-Dichloroethene	Trans-1,3-Dichloropropene	Trichloroethene (TCE)	Trichlorofluoromethane	Vinyl Acetate	Vinyl Chloride	Bromoform	Bromomethane	Naphthalene	N-Propylbenzene	N-Butylbenzene	Sec-Butylbenzene	Tert-Butylbenzene	Styrene	1,2,4-Trimethylbenzene	1,3,5-Trimethylbenzene	Benzene	Toluene	Ethylbenzene	Methyl Tert-Butyl Ether	Total Xylenes	Heptachlor	Total Chlorinated and Non Chlorinated VOCs1	Total Aromatic/Hydrocarbon VOCs
	Current GW Standard		1 [b]	1 [b]	50 [a]	1 [b]	1 [b]	5 [a]	5 [a]	100 [a]	1 [b]	5 [a]	1 [b]	2 [b]	2 [a]	80 [a]	5 [b]	5 [b]	1 [b]	1 [b]	1 [b]	1 [b]	100 [a]	1 [b]	1 [b]	5 [a]	1000 [a]	700 [a]	5 [b]	10000 [a]	0.4 [a]	---	---
MW-1S	12/19/2014		NS	<4.0	<10	1.9	<10	7	79.8	2.4	NA	50.8	<2.0	NS	723	<2.0	<4.0	<10	1.2	<10	<10	NA	<10	4.4	1.4	45.3	251	69.9	NA	200	NS	3804.2	366.2
MW-1S	3/13/2015		NS	<20	NS	NS	NS	<50	35.6	<10	NA	21.4	<20	NS	287	<10	<20	NS	NS	NS	NS	NA	NS	NS	NS	36.9	168	57.6	9.6	153	NS	1544.1	272.1
MW-1S	6/4/2015		NS	<10	NS	NS	NS	<25	15.1	<5.0	<5.0	10.8	<10	NS	291	<5.0	<10	NS	NS	NS	NS	NA	NS	NS	NS	47.9	220	59.7	6	209	NS	1241.3	333.6
MW-1S	8/14/2015	DUP	NS	<2.0	NS	NS	NS	2.5	18.6	1	<1.0	24.5	<2.0	NS	337	<1.0	<2.0	NS	NS	NS	NS	NA	NS	NS	NS	68.7	158	67.5	7	208	NS	1472.7	301.2
MW-1S	8/14/2015		NS	<10	NS	NS	NS	<25	16.7	<5.0	<5.0	23.5	<10	NS	288	<5.0	<10	NS	NS	NS	NS	NA	NS	NS	NS	60.5	142	59.1	8.2	189	NS	1392	269.8
MW-1S	12/19/2015		NS	<10	NS	NS	NS	10.9	27.7	<5.0	<5.0	13.6	<10	NS	295	<5.0	<10	NS	NS	NS	NS	NA	NS	NS	NS	75.3	239	70.3	5.3	285	NS	1309.9	389.9
MW-1S	3/19/2016		NS	<10	NS	NS	NS	<25	34.8	<5.0	<5.0	17.6	<10	NS	431	<5.0	<10	NS	NS	NS	NS	NA	NS	NS	NS	68.3	366	84.4	3.2 J	309	NS	1708	521.9
MW-1S	6/16/2016		<20	<20	<20	<10	<10	<50	38.6	<10	<10	28.5	<20	<100	339	<10	<20	<50	<10	<10	<10	NA	<10	<10	<10	47.4	288	60.9	<10	220.7	NS	1701.4	617
MW-1S	9/23/2016		<10	<10	<10	<5.0	<5.0	15.2 J	30.7	<5.0	<5.0	14.6	<10	<50	209	<5.0	<10	<25	<5.0	<5.0	<5.0	NA	<5.0	<5.0	<5.0	45.1	67.4	22	4.7 J	62.2	NS	1035.1	201.4
MW-1S	1/21/2017		<10	<10	<10	1.4	<5.0	<25	13.7	<5.0	<5.0	12.3	<10	<50	260	<5.0	<10	<25	<5.0	<5.0	<5.0	NA	<5.0	4.4	1.7	96.1	90.3	57.8	3.6	199.9	NS	1004.5	447.7
MW-1S	3/24/2017		<1.0	<2.0	<2.0	1.1	<2.0	1.2	9.8	<1.0	<1.0	8.6	<2.0	<10	126	<1.0	<2.0	1.4 J	0.55 J	<2.0	<2.0	<2.0	<1.0	3.4	1	57.9	76.9	33.3	4.2	111.2	NS	503.42	283.5
MW-1S	7/1/2017		<2.0	<2.0	<2.0	0.75 J	0.24 J	<5.0	12.7	<1.0	<1.0	6.1	<2.0	<10	89.5	<1.0	<2.0	<5.0	<1.0	<1.0	<1.0	<1.0	<1.0	2.1	0.53	50.8	28.9	20.6	3.3	74.6	NS	347.34	178.2
MW-1S	9/21/2017		<2.0	<2.0	<2.0	0.36 J	<1.0	<5.0	6.4	0.31 J	<1.0	32.9	<2.0	<10	70	<1.0	<2.0	<5.0	<1.0	<1.0	<1.0	<1.0	<1.0	1	<1.0	33	16.5	10	3.4	33.4	NS	339.26	96.3
MW-1S	1/11/2018		<2.0	<2.0	<2.0	1.1	0.25 J	2.4 J	4.7	0.52 J	<1.0	20.6	<2.0	<10	53.8	<1.0	<2.0	1.6 J	0.42 J	<1.0	<1.0	<1.0	<1.0	2.3	0.65	52.8	42.7	27.5	2.7	99.4	NS	509.86	225.1
MW-1S	3/14/2018		<4.0	<4.0	<4.0	0.6	<2.0	<10	2.5	<2.0	<2.0	16.6	<4.0	<20	40.9	<2.0	<4.0	<10	<2.0	<2.0	<2.0	<2.0	<2.0	1.1	<2.0	28.8	18.7	14.4	2.3	51.2	NS	442.7	115.4
MW-1S	6/27/2018		<4.0	<4.0	<4.0	<2.0	<2.0	<10	21	1.2 J	<2.0	30.4	<4.0	<20	92.2	<2.0	<4.0	<10	<2.0	<2.0	<2.0	<2.0	<2.0	<2.0	<2.0	10.8	10.6	6.7	1.6 J	17	NS	677.4	46.7
MW-1S	10/19/2018		<5.0	<5.0	<5.0	<2.5	<2.5	<13	120	<2.5	<2.5	83	<5.0	<25	90.4	<2.5	<5.0	<13	<2.5	<2.5	<2.5	<2.5	<2.5	<2.5	<2.5	8.2	6.7	9.3	1.1 J	25.6	NS	1003.8	50.9
MW-1S	1/23/2019		<10	<10	3.1 JB	<5.0	<5.0	<25	88.9	<5.0	<5.0	106	<10	<50	80.4	<5.0	<10	<25	<5.0	<5.0	<5.0	<5.0	<5.0	<5.0	<5.0	1.7 J	8.7	5.5	<5.0	10.5 J	NS	1487.4	26.4
MW-1S	4/25/2019		<4.0	<4.0	<4.0	<2.0	<2.0	<10	257	<2.0	<2.0	165	<4.0	<20	74.7	<2.0	<4.0	<10	<2.0	<2.0	<2.0	<2.0	<2.0	<2.0	<2.0	0.65 J	5.4	6.7	<2.0	12.9	NS	1393.3	25.7
MW-1S	8/1/2019		<5.0	<5.0	<5.0	<2.5	<2.5	<13	152	<2.5	<2.5	80	<5.0	<25	29.6	<2.5	<5.0	<13	<2.5	<2.5	<2.5	<2.5	<2.5	<2.5	<2.5	<2.5	2.6	4.5	<2.5	7.9	NS	719.24	15
MW-1S	10/31/2019		<5.0	<5.0	<5.0	<2.5	<2.5	<13	112	<2.5	<2.5	67.3	<5.0	<25	35.4	<2.5	<5.0	<13	<2.5	<2.5	<2.5	<2.5	<2.5	<2.5	<2.5	<2.5	2.5	4.8	<2.5	9.5	NS	563.6	16.8
MW-1S	10/31/2019	DUP	<5.0	<5.0	<5.0	<2.5	<2.5	<13	133	<2.5	<2.5	99.2	<5.0	<25	60.8	<2.5	<5.0	<5.0	<1.0	<2.5	<2.5	<2.5	0.54	<1.0	0.42	3.5	7.2	<1.0	14.7	NS	745.04	25.82
MW-1S	1/24/2020		<4.0	<4.0	<4.0	<2.0	<2.0	<10	31.3	<2.0	<2.0	59.5	<4.0	<20	50.6	<2.0	<2.0	<10	<2.0	<2.0	<2.0	<2.0	<2.0	<2.0	<2.0	<2.0	2.7	2.5	<2.0	5	<0.01	464.7	10.2
MW-1S	4/23/2021		<4.0	<4.0	<4.0	0.23 J	<2.0	0.32 J	149	0.92 J	<2.0	112	<4.0	NS	138	<2.0	<2.0	<10	<2.0	<2.0	<2.0	<2.0	<2.0	0.65 J	0.23 J	1.2	7.5	11.8	<2.0	28.1	NS	1242.15	48.6
MW-1S	12/16/2021		<10	<10	<10	<5.0	<5.0	<25	131	<5.0	<5.0	104	<10	<50	32.9	<5.0	<25	<25	<5.0	<5.0	<5.0	<5.0	<5.0	<5.0	<5.0	<5.0	<5.0	3.6 J	<5.0	5.1	NS	652.6	8.7
MW-1S	5/19/2022		<4.0	<4.0	<4.0	<2.0	<2.0	<10	78.5	<2.0	<2.0	68.7	<4.0	<20	35.1	<2.0	<10	<10	<2.0	<2.0	<2.0	<2.0	<2.0	<2.0	<2.0	<2.0	2	2.9 J	<2.0	5.2	NS	492.4	10.1
MW-1S	11/9/2022		<4.0	<4.0	<4.0	<2.0	<2.0	<10	42.4	5.6	<2.0	54.1	<4.0	<20	17	<2.0	<10	<10	<2.0	<2.0	<2.0	<2.0	<2.0	<2.0	<2.0	<2.0	9.1	1.4 J	<2.0	2.9 J	NS	460	13.4
MW-1S	4/21/2023		<10	<10	<10	<5.0	<5.0	25	28.1	<5.0	<5.0	53.3	<10	<50	67.6	<5.0	<25	<25	<5.0	<5.0	<5.0	<5.0	<5.0	<5.0	<5.0	<5	<5	<5.0	<5.0	ND	0.014 J	684.9	0
MW-1S	11/9/2023		<10	<10	<10	<5.0	<5.0	13	103	<5.0	<5.0	180	<10	<50	91	<5.0	<25	<25	<5.0	<5.0	<5.0	<5.0	<5.0	<5.0	<5.0	<5	<5	3.7 J	<5.0	8.7	ND	12.4	1121.6
MW-1S	5/2/2024		<5.0	<5.0	<25	<5.0	<5.0	<25	150	<5.0	<5.0	130	<5.0	<10	26	<5.0	<25	<25	<5.0	<5.0	<5.0	<5.0	<5.0	<5.0	<5.0	<5.0	<5.0	1.6	<25	ND	ND	863	1.6
MW-1S	12/10/2024		<1.0	<1.0	<5.0	<1.0	<1.0	<5.0	120	<1.0	<1.0	120	<1.0	<2.0	80	<1.0	<5.0	<5.0	<1.0	<1.0	<1.0	<1.0	<1.0	<1.0	<1.0	<1.0	2.1	6.8	<5.0	12	ND	977	21.7
MW-2	7/26/2006		NS	<3.0	<4.0	<1.0	<5.0	281	390	4.7	NA	352	<3.0	NS	39.9	<2.0	<6	<3.0	<3.0	<3.0	<2.0	NA	<1.0	<2.0	<2.0	3.3	4.3	<3.0	<2.0	ND	NS	2821.3	7.6
MW-2	8/30/2007	DUP	NS	NS	NS	NS	NS	<20	400	NS	NA	210	NS	NS	4.8	NS	NS	NS	NS	NS	NS	NA	NS	NS	NS	2.5	<2.0	<3.0	NS	NS	NS	649.8	2.5
MW-2	8/30/2007		NS	NS	NS	NS	NS	<20	350	NS	NA	220	NS	NS	4.4	NS	NS	NS	NS	NS	NS	NA	NS	NS	NS	3.7	<2.0	<3.0	NS	NS	NS	617.4	3.7
MW-2	12/20/2007		NS	<3.1	NS	NS	NS	<6.5	530	32	NA	170	<4.6	NS	<5.2	<3.5	<4.5	NS	NS	NS	NS	NA	NS	NS	NS	<2.3	<2.8	<3.4	<2.1	ND	NS	1394.8	0
MW-2	3/18/2008		NS	<3.1	NS	NS	NS	19	620	8.1	NA	220	<4.6	NS	<5.2	<3.5	<4.5	NS	NS	NS	NS	NA	NS	NS	NS	5.6	<2.8	<3.4	NS	ND	NS	2332.1	5.6
MW-2	6/20/2008		NS	<16	NS	NS	NS	150	640	<20	NA	260	<23	NS	<26	<18	<22	NS	NS	NS	NS	NA	NS	NS	NS	<12	<14	<17	<10	ND	NS	2918	0
MW-2	9/22/2008		NS	<14	NS	NS	NS	<12	510	<24	NA	300	<22	NS	<30	<12	<24	NS	NS	NS	NS	NA	NS	NS	NS	<14	<18	<14	<10	ND	NS	3967	0
MW-2	12/15/2008		NS	<7.0	<75	NS	NS	<12	410	<24	NA	220	<22	NS	<30	<12	<24	NS	NS	NS	NS	NA	NS	NS	NS	<14	<18	<14	<10	ND	NS	2281	0
MW-2	3/30/2009		NS	<7.6	NS	NS	NS	<11	250	<6.8	NA	100	<5.6	NS	<6	<14	<9.8	NS	NS	NS	NS	NA	NS	NS	NS	<4.0	<5.4	<4.0	NS	ND	NS	1229	0
MW-2	7/10/2009		NS	<0.75	NS	NS	NS	9.3	370	1.5	NA	160	<0.57	NS	2.5	<0.22	<0.63	NS	NS	NS	NS	NA	NS	NS	NS	2.1	13	0.56	<0.26	3.7	NS	1730.97	19.36
MW-2	9/30/2009		NS	<19	NS	NS	NS	<26	520	<17	NA	190	<14	NS	<15	<36	<24	NS	NS	NS	NS	NA	NS	NS	NS	<10	<14	<10	<19	ND	NS	2648	0
MW-2	12/10/2009		NS	<1.3	NS	NS	NS	<2.3	260	4.7	NA	<5.6	<4.1	NS	<5.8	<2.6	<4.4	NS	NS	NS	NS	NA	NS	NS	NS	<2.7	<3.5	<2.8	<2.3	3.1	NS	968.6	3.1
MW-2	3/6/2010		NS	<0.91	NS	NS	NS	6.9	240	<1.1	NA	88	<1.5	NS	8.9	<2.0	<2.8	NS	NS	NS	NS	NA	NS	NS	NS	<0.50	<0.53	<1.0	<1.2	ND	NS	1385.3	0
MW-2	5/29/2010		NS	<7.5	NS	NS	NS	<4.1	580	<4.7	NA	190	<5.7	NS	22	<2.2	<6.3	NS	NS	NS	NS	NA	NS	NS	NS	<4.0	<4.3	<4.3	<2.6	ND	NS	2832	0
MW-2	8/4/2010		NS	<3.4	NS	NS	NS	58.2	498	4	NA	326	<2.0	NS	24	<1.2	<3.9	NS	NS	NS	NS	NA	NS	NS	NS	5.3	58.9	8.1	<1.3	32.3	NS	3418.1	104.6
MW-2	10/15/2010		NS	<34	NS	NS	NS	<100	510	<17	NA	195	<20	NS	42.9	<12	<39	NS	NS	NS	NS	NA	NS	NS	NS	<11	<10	<10	<13	ND	NS	3229.8	0
MW-2	2/28/2011		NS	<10	NS	NS	NS	48.5	458	<7.0	NA	159	<10	NS	28.8	<4.0	<10	NS	NS	NS	NS	NA	NS	NS	NS	<4.0	<4.0	<4.0	<6.8	ND	NS	3160.1	0
MW-2	5/27/2011		NS	<13.0	NS	NS	NS	<50	400	<8.8	NA	148	<13.0	NS	38.2	<5.0	<13.0	NS	NS	NS	NS	NA	NS	NS	NS	<5.0	<5.0	<5.0	<8.5	ND	NS	2622.6	0
MW-2	8/24/2011	NS	NS	<0.5	NS	NS	NS	<2.0	<0.25	<0.35	NA	<0.26	<0.5	NS	<0.22	<0.2	<0.5	NS	NS	NS	NS	NA	NS	NS	NS	<0.2	<0.2	<0.2	<0.34	ND	NS	1	0
MW-2	11/15/2011		NS	<25	NS	NS	NS	<100	505	<18	NA	187	<25	NS	61.7	<10	<25	NS	NS	NS	NS	NA	NS	NS	NS	<10	<10	<10	<17	ND	NS	3090.7	17.6
MW-2	2/28/2012		NS	<13	NS	NS	NS	<50	337	<8.8	NA	130	<13	NS	5.7	<5.0	<13	NS	NS	NS	NS	NA	NS	NS	NS	5.3	<5.0	<5.0	<8.5	ND	NS	2204.2	5.3
MW-2	4/23/2012		NS	<13	NS	NS	NS	<50	693	<8.8	NA	253	<13	NS	141	<5.0	<13	NS	NS	NS	NS	NA	NS	NS	NS	8.1	<5.0	<5.0	<8.5	ND	NS	4184.7	8.1
MW-2	8/20/2012		NS	<13	NS	NS	NS	<50	426	<8.8	NA	150	<13	NS	113	<5.0	<13	NS	NS	NS	NS	NA	NS	NS	NS	5.1	<5.0	<5.0	<8.5	ND	NS	2745.8	5.1
MW-2	11/14/2012	DUP	NS	<0.5	NS	NS	NS	<2.0	448	17	NA	175	<0.5	NS	67.9	<0.34	<0.79	NS	NS	NS	NS	NA	NS	NS	NS	6.1	<0.2	<0.29	<0.21	ND	NS	3621	6.46
MW-2	11/14/2012		NS	<13	NS	NS	NS	<13	451	6.3	NA	181	<13	NS	85.5	<8.6	<20	NS	NS	NS	NS	NA	NS	NS	NS	9.9	<5.0	<7.3	<5.3	ND	NS	3641.8	9.9
MW-2	3/4/2013		NS	<10	NS	NS	NS	<40	397	6.1	NA	141	<10	NS	15.4	<6.9	<16	NS	NS	NS	NS	NA	NS	NS	NS	4.7	<4.0	<5.8	<4.2	ND	NS	2847.5	4.7
MW-2	6/13/2013		NS	<25	NS	NS	NS	<100	414	<11	NA	137	<25	NS	222	<17	<39	NS	NS	NS	NS	NA	NS	NS	NS	<11	25	<15	<11	ND	NS	3986	25
MW-2	8/29/2013	DUP	NS	<10	NS	NS	NS	<40	335	<4.6	NA	99.2	<10	NS	208	<6.9	<16	NS	NS	NS	NS	NA	NS	NS	NS	4.5	<4.0	<5.8	<4.2	ND	NS	2627.9	4.5
MW-2	8/29/2013		NS	<25	NS	NS	NS	<100	378	<11	NA	124	<25	NS	167	<17	<39	NS	NS	NS	NS	NA	NS	NS	NS	11.9	11.5	<15	<11	ND	NS	3354.9	23.4
MW-2S	2/21/2003		NS	<0.3	NS	NS	NS	<0.1	<0.3	<0.2	NA	<0.3	<0.3	NS	<0.4	<0.2	<0.6	NS	NS	NS	NS	NA	NS	NS	NS	<0.2	<0.2	<0.3	<0.2	ND	NS	0	0
MW-2S	6/2/2003		NS	<0.3	NS	NS	NS	<0.5	<0.2	<0.3	NA	<0.2	<0.6	NS	<0.4	<0.2	<0.3	NS	NS	NS	NS	NA	NS	NS	NS	<0.2	<0.2	<0.3	<0.3	1.1	NS	0	1.1
MW-2S	9/1/2003		NS	<0.3	NS	NS	NS	<0.5	<0.2	<0.3	NA	<0.2	<0.6	NS	<0.4	<0.2	<0.3	NS	NS	NS	NS	NA	NS	NS	NS	<0.2	<0.2	<0.3	<0.3	ND	NS	0	0
MW-2S	12/2/2003		NS	<0.3	NS	NS	NS	<0.1	<0.3	<0.2	NA	<0.3	<0.3	NS	<0.4	<0.2	<0.6	NS	NS	NS	NS	NA	NS	NS	NS	<0.2	1.5	<0.3	<0.2	ND	NS	0	1.5
MW-2S	3/1/2004		NS	<0.3	NS	NS	NS	<0.1	<0.3	<0.2	NA	<0.3	<0.3	NS	<0.4	<0.2	<0.6	NS	NS	NS	NS	NA	NS	NS	NS	<0.2	<0.2	<0.3	<0.2	ND	NS	0	0
MW-2S	5/28/2004		NS	<0.3	NS	NS	NS	<0.1	<0.3	<0.2	NA	<0.3	<0.3	NS	<0.4	<0.2	<0.6	NS	NS	NS	NS	NA	NS	NS	NS	<0.2	<0.2	<0.3	<0.2	ND	NS	0	0
MW-2S	8/31/2004		NS	<0.3	NS	NS	NS	<0.1	<0.3	<0.2	NA	<0.3	<0.3	NS	<0.4	<0.2	<0.6	NS	NS	NS	NS	NA	NS	NS	NS	<0.2	<0.2	<0.3	<0.2	ND	NS	0	0
MW-2S	12/1/2004		NS	<0.3	NS	NS	NS	<0.1	<0.3	<0.2	NA	<0.3	<0.3	NS	<0.4	<0.2	<0.6	NS	NS	NS	NS	NA	NS	NS	NS	<0.2	<0.2	<0.3	<0.2	ND	NS	0	0
MW-2S	2/28/2005		NS	<0.3	NS	NS	NS	<0.1	<0.3	<0.2	NA	<0.3	<0.3	NS	<0.4	<0.2	<0.6	NS	NS	NS	NS	NA	NS	NS	NS	<0.2	<0.2	<0.3	<0.2	ND	NS	0	0
MW-2S	5/27/2005		NS	<0.3	NS	NS	NS	<0.1	<0.3	<0.2	NA	<0.3	<0.3	NS	<0.4	<0.2	<0.6	NS	NS	NS	NS	NA	NS	NS	NS	<0.2	<0.2	<0.3	<0.2	ND	NS	0	0
MW-2S	9/1/2005		NS	<0.3	NS	NS	NS	<0.1	<0.3	<0.2	NA	<0.3	<0.3	NS	<0.4	<0.2	<0.6	NS	NS	NS	NS	NA	NS	NS	NS	<0.2	<0.2	<0.3	<0.2	ND	NS	0	0
MW-2S	12/1/2005		NS	<0.3	NS	NS	NS	<0.1	<0.3	<0.2	NA	<0.3	<0.3	NS	<0.4	<0.2	<0.6	NS	NS	NS	NS	NA	NS	NS	NS	<0.2	<0.2	<0.3	<0.2	ND	NS	0	0

Appendix A
Groundwater Analytical Results - February 2003 - December 2024 (µg/L)
Perma-Fix of South Georgia Inc., Valdosta, GA

			Chlorinated and Non-Chlorinated VOCs																							Aromatic/						Total VOCs	
Sample Location	Sample Date	QA/QC Reference	Dibromomethane	Dichlorodifluoromethane (DCDFM) (difluorodichloromethane)	Hexachlorobutadiene	Isopropylbenzene	4-Isopropyltoluene (p-Isopropyltoluene)	Methylene Chloride	Tetrachloroethene (PCE)	Trans-1,2-Dichloroethene	Trans-1,3-Dichloropropene	Trichloroethene (TCE)	Trichlorofluoromethane	Vinyl Acetate	Vinyl Chloride	Bromoform	Bromomethane	Naphthalene	N-Propylbenzene	N-Butylbenzene	Sec-Butylbenzene	Tert-Butylbenzene	Styrene	1,2,4-Trimethylbenzene	1,3,5-Trimethylbenzene	Benzene	Toluene	Ethylbenzene	Methyl Tert-Butyl Ether	Total Xylenes	Heptachlor	Total Chlorinated and Non Chlorinated VOCs1	Total Aromatic/Hydrocarbon VOCs
Current GW Standard			1 [b]	1 [b]	50 [a]	1 [b]	1 [b]	5 [a]	5 [a]	100 [a]	1 [b]	5 [a]	1 [b]	2 [b]	2 [a]	80 [a]	5 [b]	5 [b]	1 [b]	1 [b]	1 [b]	1 [b]	100 [a]	1 [b]	1 [b]	5 [a]	1000 [a]	700 [a]	5 [b]	10000 [a]	0.4 [a]	---	---
MW-2S	2/28/2006		NS	<0.3	NS	NS	NS	<2.0	<0.3	<0.2	NA	<0.3	<0.3	NS	<0.4	<0.2	<0.6	NS	NS	NS	NS	NA	NS	NS	NS	<0.2	<0.2	<0.3	<0.2	ND	NS	0	0
MW-2S	5/30/2006		NS	<0.3	NS	NS	NS	<2.0	<0.3	<0.2	NA	<0.3	<0.3	NS	<0.4	<0.2	<0.6	NS	NS	NS	NS	NA	NS	NS	NS	<0.2	<0.2	<0.3	<0.2	ND	NS	0	0
MW-2S	7/20/2006		NS	<0.3	<0.4	<0.1	<0.5	<2.0	<0.3	<0.2	NA	<0.3	<0.3	NS	<0.4	<0.2	<0.6	<0.3	<0.3	<0.3	<0.2	NA	<0.1	<0.2	<0.2	<0.2	<0.2	<0.3	<0.2	ND	NS	0	0
MW-2S	3/1/2007		NS	<0,3	NS	NS	NS	<2,0	2,2	<0,2	NA	<0,3	<0,3	NS	<0,4	<0,2	<0,6	NS	NS	NS	NS	NA	NS	NS	NS	<0,2	<0,2	<0,3	<0,2	ND	NS	2,2	0
MW-2S	6/1/2007	DUP	NS	<0,3	NS	NS	NS	<2,0	0,7	<0,2	NA	<0,3	<0,3	NS	<0,4	<0,2	<0,6	NS	NS	NS	NS	NA	NS	NS	NS	<0,2	0,2	<0,3	<0,2	ND	NS	0,7	0,2
MW-2S	6/1/2007		NS	<0,3	NS	NS	NS	<2,0	0,9	<0,2	NA	<0,3	<0,3	NS	<0,4	<0,2	<0,6	NS	NS	NS	NS	NA	NS	NS	NS	<0,2	0,2	<0,3	<0,2	ND	NS	1,3	0,2
MW-2S	8/30/2007		NS	NS	NS	NS	NS	<2.0	0.8	NS	NA	0.8	NS	NS	<0.4	NS	NS	NS	NS	NS	NS	NA	NS	NS	NS	<0.2	<0.2	<0.3	NS	NS	NS	3.9	0
MW-2S	12/20/2007		NS	<0.3	NS	NS	NS	<0.7	1.3	<0.4	NA	3.5	<0.5	NS	<0.5	<0.4	<0.5	NS	NS	NS	NS	NA	NS	NS	NS	<0.2	<0.3	<0.3	<0.2	ND	NS	5.7	0
MW-2S	3/18/2008		NS	<0.31	NS	NS	NS	1.8	<0.35	<0.41	NA	<0.26	<0.46	NS	<0.52	<0.35	<0.45	NS	NS	NS	NS	NA	NS	NS	NS	<0.23	<0.28	<0.34	NS	ND	NS	1.8	0
MW-2S	6/20/2008		NS	<0.31	NS	NS	NS	<0.65	<0.35	<0.41	NA	<0.26	<0.46	NS	<0.52	1.3	<0.45	NS	NS	NS	NS	NA	NS	NS	NS	<0.23	<0.28	<0.34	<0.21	ND	NS	1.3	0
MW-2S	9/22/2008		NS	<0.14	NS	NS	NS	<0.25	0.52	<0.49	NA	0.85	<0.45	NS	<0.61	<0.25	<0.48	NS	NS	NS	NS	NA	NS	NS	NS	<0.29	<0.35	<0.29	<0.21	ND	NS	4.37	0
MW-2S	12/15/2008		NS	<0.14	<1.5	NS	NS	<0.25	0.94	<0.49	NA	1.5	<0.45	NS	<0.61	<0.25	<0.48	NS	NS	NS	NS	NA	NS	NS	NS	<0.29	<0.35	<0.29	<0.21	ND	NS	3.37	0
MW-2S	3/30/2009		NS	<0.38	NS	NS	NS	<0.53	0.47	<0.34	NA	1.7	<0.28	NS	<0.3	<0.71	<0.49	NS	NS	NS	NS	NA	NS	NS	NS	<0.2	0.5	<0.2	NS	0.53	NS	2.58	1.03
MW-2S	7/10/2009		NS	<0.75	NS	NS	NS	<0.41	3.3	<0.47	NA	2.9	<0.57	NS	<0.48	<0.22	<0.63	NS	NS	NS	NS	NA	NS	NS	NS	<0.35	1.1	<0.43	<0.26	3.1	NS	14.92	4.2
MW-2S	9/30/2009		NS	<0.38	NS	NS	NS	<0.53	<0.36	<0.34	NA	<0.38	<0.28	NS	<0.30	<0.71	<0.49	NS	NS	NS	NS	NA	NS	NS	NS	<0.20	<0.27	<0.20	<0.38	ND	NS	0	0
MW-2S	12/10/2009		NS	<0.13	NS	NS	NS	<0.23	<0.31	<0.46	NA	<0.56	<0.41	NS	<0.58	<0.26	<0.44	NS	NS	NS	NS	NA	NS	NS	NS	<0.27	0.52	<0.28	<0.23	0.65	NS	0.82	1.17
MW-2S	3/27/2010	DUP	NS	<0.75	NS	NS	NS	1.6	<0,43	<0,47	NA	<0,39	<0,57	NS	<0,48	<0,22	<0,63	NS	NS	NS	NS	NA	NS	NS	NS	<0,35	<0,43	<0,43	0,28	ND	NS	1,6	0,3
MW-2S	3/27/2010		NS	<0.75	NS	NS	NS	2.2	<0,43	<0,47	NA	<0,39	<0,57	NS	<0,48	<0,22	<0,63	NS	NS	NS	NS	NA	NS	NS	NS	0.52	<0,43	<0,43	<0,26	ND	NS	2.96	0.52
MW-2S	5/29/2010		NS	<0.75	NS	NS	NS	<0,41	<0,43	<0,47	NA	<0,39	<0,57	NS	<0,48	<0,22	<0,63	NS	NS	NS	NS	NA	NS	NS	NS	<0,35	<0,43	<0,43	<0,26	ND	NS	1	0
MW-2S	8/4/2010		NS	<0.67	NS	NS	NS	<2,0	<0,44	<0,34	NA	<0,24	<0,4	NS	<0,28	<0,24	<0,78	NS	NS	NS	NS	NA	NS	NS	NS	<0,21	<0,2	<0,2	<0,25	ND	NS	0	0
MW-2S	10/15/2010		NS	<0.67	NS	NS	NS	<2,0	<0,44	<0,34	NA	<0,24	<0,4	NS	<0,28	<0,24	<0,78	NS	NS	NS	NS	NA	NS	NS	NS	<0,21	<0,2	<0,2	<0,25	ND	NS	0	0
MW-2S	2/28/2011		NS	<0.50	NS	NS	NS	<2,0	<0,25	<0,35	NA	<0,26	<0,50	NS	<0,22	<0,20	<0,50	NS	NS	NS	NS	NA	NS	NS	NS	<0,20	<0,20	<0,20	<0,34	ND	NS	0,29	0
MW-2S	5/27/2011		NS	<0,50	NS	NS	NS	<2,0	<0,25	<0,35	NA	<0,26	<0,50	NS	<0,22	<0,20	<0,50	NS	NS	NS	NS	NA	NS	NS	NS	<0,20	<0,20	<0,20	<0,34	ND	NS	0	0
MW-2S	8/24/2011		NS	<0,5	NS	NS	NS	<2,0	18,2	<0,35	NA	48,5	<0,5	NS	76,2	<0,2	<0,5	NS	NS	NS	NS	NA	NS	NS	NS	3,4	5,4	2,2	<0,34	4	NS	582,7	15
MW-2S	11/15/2011		NS	<0,5	NS	NS	NS	<2,0	<0,25	<0,35	NA	<0,26	<0,5	NS	<0,22	<0,2	<0,5	NS	NS	NS	NS	NA	NS	NS	NS	<0,2	<0,2	<0,2	<0,34	ND	NS	0	0
MW-2S	2/28/2012		NS	<0,5	NS	NS	NS	<2,0	<0,25	<0,35	NA	<0,26	<0,5	NS	<0,22	<0,2	<0,5	NS	NS	NS	NS	NA	NS	NS	NS	<0,2	0,21	<0,2	<0,34	ND	NS	0	0,21
MW-2S	4/23/2012		NS	<0,5	NS	NS	NS	<2,0	<0,25	<0,35	NA	<0,26	<0,5	NS	<0,22	<0,2	<0,5	NS	NS	NS	NS	NA	NS	NS	NS	<0,2	<0,2	<0,2	<0,34	ND	NS	0	0
MW-2S	8/20/2012		NS	<0,5	NS	NS	NS	<2,0	<0,25	<0,35	NA	<0,26	<0,5	NS	<0,22	<0,2	<0,5	NS	NS	NS	NS	NA	NS	NS	NS	<0,2	0,21	<0,2	<0,34	ND	NS	0,52	0,21
MW-2S	11/14/2012		NS	<0,5	NS	NS	NS	<0,5	<0,32	<0,23	NA	<0,31	<0,5	NS	<0,44	<0,34	<0,79	NS	NS	NS	NS	NA	NS	NS	NS	<0,21	<0,20	<0,29	<0,21	ND	NS	0	0
MW-2S	3/4/2013		NS	<0,5	NS	NS	NS	<2,0	1,5	<0,23	NA	<0,31	<0,5	NS	<0,44	<0,34	<0,79	NS	NS	NS	NS	NA	NS	NS	NS	<0,21	0,85	<0,29	195	0,68	NS	606,5	196,53
MW-2S	6/12/2013		NS	<0,5	NS	NS	NS	<2,0	0,92	<0,23	NA	<0,31	<0,5	NS	<0,44	<0,34	<0,79	NS	NS	NS	NS	NA	NS	NS	NS	<0,21	0,28	<0,29	74	ND	NS	15,65	74,28
MW-2S	8/29/2013		NS	<0,5	NS	NS	NS	14,5	5,5	<0,23	NA	0,31	<0,5	NS	<0,44	<0,34	<0,79	NS	NS	NS	NS	NA	NS	NS	NS	<0,21	1,6	1,3	154	1,7	NS	262,61	158,58
MW-2S	12/10/2013		NS	<0,5	NS	NS	NS	<2,0	1,9	<0,23	NA	<0,31	<0,5	NS	<0,44	<0,34	<0,79	NS	NS	NS	NS	NA	NS	NS	NS	<0,21	<0,20	0,37	58,6	ND	NS	3,6	58,97
MW-2S	3/21/2014		NS	<0,33	NS	NS	NS	<2,0	1,5	<0,24	NA	<0,30	<0,5	NS	<0,33	<0,38	<0,54	NS	NS	NS	NS	NA	NS	NS	NS	<0,24	<0,20	<0,28	59,7	ND	NS	1,92	59,7
MW-2S	6/17/2014		NS	<0,33	NS	NS	NS	<2,0	0,68	<0,34	NA	<0,30	<0,5	NS	<0,33	<0,38	<0,54	NS	NS	NS	NS	NA	NS	NS	NS	<0,24	<0,20	<0,28	13,2	ND	NS	1,11	13,2
MW-2S	12/6/2014		NS	<2,0	<5,0	<5,0	<5,0	<2,0	<1,0	<1,0	NA	<1,0	<1,0	NS	<1,0	<1,0	<2,0	<5,0	<5,0	<5,0	<5,0	NA	<5,0	<5,0	<5,0	<0,50	<1,0	<1,0	NA	NA	NS	0	0
MW-2S	3/10/2015		NS	<2,0	NS	NS	NS	<5,0	0,64	<1,0	NA	<1,0	<2,0	NS	<1,0	<1,0	<2,0	NS	NS	NS	NS	NA	NS	NS	NS	<1,0	<1,0	<1,0	13,3	NS	NS	1,12	13,3
MW-2S	6/2/2015		NS	<2,0	NS	NS	NS	<5,0	<1,0	<1,0	<1,0	<1,0	<2,0	NS	<1,0	<1,0	<2,0	NS	NS	NS	NS	NA	NS	NS	NS	<1,0	<1,0	<1,0	7,1	NS	NS	1,3	7,1
MW-2S	8/11/2015	DUP	NS	<2,0	NS	NS	NS	<5,0	<1,0	<1,0	<1,0	<1,0	<2,0	NS	<1,0	<1,0	<2,0	NS	NS	NS	NS	NA	NS	NS	NS	<1,0	<1,0	<1,0	2,7	NS	NS	1,7	2,7
MW-2S	8/11/2015		NS	<2,0	NS	NS	NS	<5,0	<1,0	<1,0	<1,0	<1,0	<2,0	NS	<1,0	<1,0	<2,0	NS	NS	NS	NS	NA	NS	NS	NS	<1,0	<1,0	<1,0	3	NS	NS	1,5	3
MW-2S	12/17/2015		NS	<2,0	NS	NS	NS	<5,0	<1,0	<1,0	<1,0	<1,0	<2,0	NS	<1,0	<1,0	<2,0	NS	NS	NS	NS	NA	NS	NS	NS	<1,0	<1,0	<1,0	0,88	NS	NS	3,2	0,9
MW-2S	3/16/2016		NS	<2,0	NS	NS	NS	<5,0	<1,0	<1,0	<1,0	<1,0	<2,0	NS	<1,0	<1,0	<2,0	NS	NS	NS	NS	NA	NS	NS	NS	<1,0	<1,0	<1,0	0,68	NS	NS	3,2	0,7
MW-2S	6/14/2016		<2,0	<2,0	<2,0	<1,0	<1,0	<5,0	<1,0	<1,0	<1,0	<1,0	<2,0	<10	<1,0	<1,0	<2,0	<5,0	<1,0	<1,0	<1,0	NA	<1,0	<1,0	<1,0	<1,0	<1,0	<1,0	0,33	ND	NS	5,52	0,3
MW-2S	9/20/2016		<2,0	<2,0	<2,0	<1,0	<1,0	<5,0	<1,0	<1,0	<1,0	<1,0	<2,0	<10	<1,0	<1,0	<2,0	<5,0	<1,0	<1,0	<1,0	NA	<1,0	<1,0	<1,0	<1,0	<1,0	<1,0	0,23	ND	NS	6,5	0,2
MW-2S	1/19/2017		<2.0	<2.0	<2.0	<1.0	<1.0	<5.0	0.24	<1.0	<1.0	<1.0	<2.0	<10	<1.0	<1.0	<2.0	<5.0	<1.0	<1.0	<1.0	NA	<1.0	<1.0	<1.0	<1.0	<1.0	<1.0	<1.0	ND	NS	5.94	0
MW-2S	3/21/2017		<2.0	<2.0	<2.0	<1.0	<1.0	<5.0	0.3	<1.0	<1.0	<1.0	<2.0	<10	<1.0	<1.0	<2.0	<5.0	<1.0	<1.0	<1.0	<1.0	<1.0	<1.0	<1.0	<1.0	<1.0	<1.0	0.24	ND	NS	5.3	0.2
MW-2S	6/29/2017		<2.0	<2.0	<2.0	<1.0	<1.0	<5.0	<1.0	<1.0	<1.0	<1.0	<2.0	<10	<1.0	<1.0	<2.0	<5.0	<1.0	<1.0	<1.0	<1.0	<1.0	<1.0	<1.0	<1.0	<1.0	<1.0	<1.0	ND	NS	7.9	0
MW-2S	9/19/2017		<2,0	<2,0	<2,0	<1,0	<1,0	<5,0	0,27	<1,0	<1,0	<1,0	<2,0	<10	<1,0	<1,0	<2,0	<5,0	<1,0	<1,0	<1,0	<1,0	<1,0	<1,0	<1,0	<1,0	<1,0	<1,0	<1,0	ND	NS	9,97	0
MW-2S	1/8/2018		<2,0	<2,0	<2,0	<1,0	<1,0	<5,0	0,22	<1,0	<1,0	<1,0	<2,0	<10	<1,0	<1,0	<2,0	<5,0	<1,0	<1,0	<1,0	<1,0	<1,0	<1,0	<1,0	<1,0	<1,0	<1,0	<1,0	ND	NS	10,32	0
MW-2S	3/13/2018		<2,0	<2,0	<2,0	<1,0	<1,0	<5,0	0,26	<1,0	<1,0	<1,0	<2,0	<10	<1,0	<1,0	<2,0	<5,0	<1,0	<1,0	<1,0	<1,0	<1,0	<1,0	<1,0	<1,0	<1,0	<1,0	<1,0	ND	NS	7,76	0
MW-2S	6/26/2018		<2,0	<2,0	<2,0	<1,0	<1,0	<5,0	<1,0	<1,0	<1,0	<1,0	<2,0	<10	<1,0	<1,0	<2,0	<5,0	<1,0	<1,0	<1,0	<1,0	<1,0	<1,0	<1,0	<1,0	<1,0	<1,0	<1,0	ND	NS	5,5	0
MW-2S	10/17/2018		<2.0	<2.0	<2.0	<1.0	<1.0	<5.0	0.29 J	<1.0	<1.0	<1.0	<2.0	<10	<1.0	<1.0	<2.0	<5.0	<1.0	<1.0	<1.0	<1.0	<1.0	<1.0	<1.0	<1.0	<1.0	<1.0	<1.0	ND	NS	5.69	0
MW-2S	1/23/2019		<2,0	<2,0	<2,0	<1,0	<1,0	<5,0	<1,0	<1,0	<1,0	<1,0	<2,0	<10	<1,0	<1,0	<2,0	<5,0	<1,0	<1,0	<1,0	<1,0	<1,0	<1,0	<1,0	<1,0	<1,0	<1,0	<1,0	ND	NS	2,6	0
MW-2S	4/23/2019		<2,0	<2,0	<2,0	<1,0	<1,0	<5,0	<1,0	<1,0	<1,0	<1,0	<2,0	<10	<1,0	<1,0	<2,0	<5,0	<1,0	<1,0	<1,0	<1,0	<1,0	<1,0	<1,0	<1,0	<1,0	<1,0	<1,0	ND	NS	1,7	0
MW-2S	7/31/2019		<2,0	<2,0	<2,0	<1,0	<1,0	<5,0	<1,0	<1,0	<1,0	<1,0	<2,0	<10	<1,0	<1,0	<2,0	<5,0	<1,0	<1,0	<1,0	<1,0	<1,0	<1,0	<1,0	<1,0	<1,0	<1,0	<1,0	ND	NS	0,9	0
MW-2S	10/30/2019		<2,0	<2,0	<2,0	<1,0	<1,0	<5,0	<1,0	<1,0	<1,0	<1,0	<2,0	<10	<1,0	<1,0	<2,0	<5,0	<1,0	<1,0	<1,0	<1,0	<1,0	<1,0	<1,0	<1,0	<1,0	<1,0	<1,0	ND	NS	0,47	0
MW-2S	1/23/20		<2,0	<2,0	<2,0	<1,0	<1,0	<5,0	<1,0	<1,0	<1,0	<1,0	<2,0	<10	<1,0	<1,0	<1,0	<5,0	<1,0	<1,0	<1,0	<1,0	<1,0	<1,0	<1,0	<1,0	<1,0	<1,0	<1,0	ND	NS	0,37	0
MW-2S	10/21/2020		<2,0	<2,0	<2,0	<1,0	<1,0	<5,0	<1,0	<1,0	<1,0	<1,0	<2,0	<10	<1,0	<1,0	<2,0	<5,0	<1,0	<1,0	<1,0	<1,0	<1,0	<1,0	<1,0	<1,0	<1,0	<1,0	<1,0	ND	NS	0,42	0
MW-2S	12/14/2021		<2,0	<2,0	<2,0	<1,0	<1,0	<5,0	<1,0	<1,0	<1,0	<1,0	<2,0	<10	<1,0	<1,0	<5,0	<5,0	<1,0	<1,0	<1,0	<1,0	<1,0	<1,0	<1,0	<1,0	<1,0	<1,0	<1,0	ND	NS	0	0
MW-2S	11/9/2022		<2,0	<2,0	<2,0	<1,0	<1,0	<5,0	<1,0	<1,0	<1,0	<1,0	<2,0	<10	<1,0	<1,0	<5,0	<5,0	<1,0	<1,0	<1,0	<1,0	<1,0	<1,0	<1,0	<1,0	<1,0	<1,0	<1,0	ND	NS	0	0
MW-2S	11/8/2023		<2,0	<2,0	<2,0	<1,0	<1,0	<5,0	<1,0	<1,0	<1,0	<1,0	<2,0	<10	<1,0	<1,0	<5,0	<5,0	<1,0	<1,0	<1,0	<1,0	<1,0	<1,0	<1,0	<1,0	<1,0	<1,0	<1,0	ND	ND	0,3	0
MW-2S	12/10/2024		<1,0	<1,0	<5,0	<1,0	<1,0	<5,0	<1,0	<1,0	<1,0	<1,0	<1,0	<2,0	<1,0	<1,0	<5,0	<5,0	<1,0	<1,0	<1,0	<1,0	<1,0	<1,0	<1,0	<1,0	<1,0	<1,0	<5,0	<1,0	<0,048	0	0
MW-3	2/21/2003		NS	<0.3	NS	NS	NS	<0.1	<0.3	<0.2	NA	<0.3	<0.3	NS	<0.4	<0.2	<0.6	NS	NS	NS	NS	NA	NS	NS	NS	<0.2	<0.2	<0.3	<0.3	ND	NS	0	0
MW-3	6/2/2003		NS	<0.3	NS	NS	NS	<0.5	<0.2	<0.3	NA	<0.2	<0.6	NS	<0.4	<0.2	<0.3	NS	NS	NS	NS	NA	NS	NS	NS	<0.2	<0.2	<0.3	<0.3	ND	NS	0	0
MW-3	9/1/2003		NS	<0.3	NS	NS	NS	<0.5	<0.2	<0.3	NA	<0.2	<0.6	NS	<0.4	<0.2	<0.3	NS	NS	NS	NS	NA	NS	NS	NS	<0.2	<0.2	<0.3	<0.2	ND	NS	0	0
MW-3	12/2/2003		NS	<0.3	NS	NS	NS	<0.1	<0.3	<0.2	NA	<0.3	<0.3	NS	<0.4	<0.2	<0.6	NS	NS	NS	NS	NA	NS	NS	NS	<0.2	<0.2	<0.3	<0.2	ND	NS	0	0
MW-3	3/1/2004	DUP	NS	<0,3	NS	NS	NS	<0,1	<0,3	<0,2	NA	<0,3	<0,3	NS	<0,4	<0,2	<0,6	NS	NS	NS	NS	NA	NS	NS	NS	<0,2	<0,2	<0,3	<0,2	ND	NS	0	0
MW-3	3/1/2004		NS	<0,3	NS	NS	NS	<0,1	<0,3	<0,2	NA	<0,3	<0,3	NS	<0,4	<0,2	<0,6	NS	NS	NS	NS	NA	NS	NS	NS	<0,2	<0,2	<0,3	<0,2	ND	NS	0	0
MW-3	5/28/2004		NS	<0,3	NS	NS	NS	<0,1	<0,3	<0,2	NA	<0,3	<0,3	NS	<0,4	<0,2	<0,6	NS	NS	NS	NS	NA	NS	NS	NS	<0,2	<0,2	<0,3	<0,2	ND	NS	0	0
MW-3	8/31/2004		NS	<0,3	NS	NS	NS	<0,1	<0,3	<0,2	NA	<0,3	<0,3	NS	<0,4	<0,2	<0,6	NS	NS	NS	NS	NA	NS	NS	NS	<0,2	<0,2	<0,3	<0,2	ND	NS	0	0
MW-3	12/1/2004		NS	<0,3	NS	NS	NS	<0,1	<0,3	<0,2	NA	<0,3	<0,3	NS	<0,4	<0,2	<0,6	NS	NS	NS	NS	NA	NS	NS	NS	<0,2	<0,2	<0,3	<0,2	ND	NS	0	0
MW-3	2/28/2005		NS	<0,3	NS	NS	NS	<0,1	<0,3	<0,2	NA	<0,3	<0,3	NS	<0,4	<0,2	<0,6	NS	NS	NS	NS	NA	NS	NS	NS	<0,2	<0,2	<0,3	<0,2	ND	NS	0	0

Appendix A
Groundwater Analytical Results - February 2003 - December 2024 (µg/L)
Perma-Fix of South Georgia Inc., Valdosta, GA

			Chlorinated and Non-Chlorinated VOCs																							Aromatic/						Total VOCs	
Sample Location	Sample Date	QA/QC Reference	Dibromomethane	Dichlorodifluoromethane (DCDFM) (difluorodichloromethane)	Hexachlorobutadiene	Isopropylbenzene	4-Isopropyltoluene (p-Isopropyltoluene)	Methylene Chloride	Tetrachloroethene (PCE)	Trans-1,2-Dichloroethene	Trans-1,3-Dichloropropene	Trichloroethene (TCE)	Trichlorofluoromethane	Vinyl Acetate	Vinyl Chloride	Bromoform	Bromomethane	Naphthalene	N-Propylbenzene	N-Butylbenzene	Sec-Butylbenzene	Tert-Butylbenzene	Styrene	1,2,4-Trimethylbenzene	1,3,5-Trimethylbenzene	Benzene	Toluene	Ethylbenzene	Methyl Tert-Butyl Ether	Total Xylenes	Heptachlor	Total Chlorinated and Non Chlorinated VOCs1	Total Aromatic/Hydrocarbon VOCs
	Current GW Standard		1 [b]	1 [b]	50 [a]	1 [b]	1 [b]	5 [a]	5 [a]	100 [a]	1 [b]	5 [a]	1 [b]	2 [b]	2 [a]	80 [a]	5 [b]	5 [b]	1 [b]	1 [b]	1 [b]	1 [b]	100 [a]	1 [b]	1 [b]	5 [a]	1000 [a]	700 [a]	5 [b]	10000 [a]	0.4 [a]	--	--
MW-3	5/27/2005		NS	<0.3	NS	NS	NS	<0.1	<0.3	<0.2	NA	<0.3	<0.3	NS	<0.4	<0.2	<0.6	NS	NS	NS	NS	NA	NS	NS	NS	<0.2	<0.2	<0.3	<0.2	ND	NS	0	0
MW-3	9/1/2005		NS	<0.3	NS	NS	NS	<0.1	<0.3	<0.2	NA	<0.3	<0.3	NS	<0.4	<0.2	<0.6	NS	NS	NS	NS	NA	NS	NS	NS	<0.2	<0.2	<0.3	<0.2	ND	NS	0	0
MW-3	12/1/2005		NS	<0.3	NS	NS	NS	<0.1	<0.3	<0.2	NA	<0.3	<0.3	NS	<0.4	<0.2	<0.6	NS	NS	NS	NS	NA	NS	NS	NS	<0.2	<0.2	<0.3	<0.2	ND	NS	0	0
MW-3	2/28/2006		NS	<0.3	NS	NS	NS	<2.0	<0.3	<0.2	NA	<0.3	<0.3	NS	<0.4	<0.2	<0.6	NS	NS	NS	NS	NA	NS	NS	NS	<0.2	<0.2	<0.3	<0.2	ND	NS	0	0
MW-3	5/30/2006		NS	<0.3	NS	NS	NS	<2.0	<0.3	<0.2	NA	<0.3	<0.3	NS	<0.4	<0.2	<0.6	NS	NS	NS	NS	NA	NS	<0.2	<0.2	<0.2	<0.2	<0.3	<0.2	ND	NS	0	0
MW-3	7/20/2006		NS	<0.3	<0.4	<0.1	<0.5	<2.0	<0.3	<0.2	NA	<0.3	<0.3	NS	<0.4	<0.2	<0.6	<0.3	<0.3	<0.3	<0.2	NA	<0.1	NS	NS	<0.2	<0.2	<0.3	<0.2	ND	NS	0	0
MW-3	3/1/2007	DUP	NS	<0.3	NS	NS	NS	<2.0	<0.3	<0.2	NA	<0.3	<0.3	NS	<0.4	<0.2	<0.6	NS	NS	NS	NS	NA	NS	NS	NS	<0.2	<0.2	<0.3	<0.2	ND	NS	0	0
MW-3	3/1/2007		NS	<0.3	NS	NS	NS	<2.0	<0.3	<0.2	NA	<0.3	<0.3	NS	<0.4	<0.2	<0.6	NS	NS	NS	NS	NA	NS	NS	NS	<0.2	<0.2	<0.3	<0.2	ND	NS	0	0
MW-3	6/1/2007		NS	<0.3	NS	NS	NS	<2.0	<0.3	<0.2	NA	<0.3	<0.3	NS	<0.4	<0.2	<0.6	NS	NS	NS	NS	NA	NS	NS	NS	<0.2	<0.2	<0.3	NS	NS	NS	0	0
MW-3	8/30/2007		NS	NS	NS	NS	NS	<2.0	<0.3	NS	NA	<0.3	NS	NS	<0.4	NS	NS	NS	NS	NS	NS	NS	NA	NS	NS	NS	<0.2	<0.3	<0.3	<0.2	ND	NS	0	0
MW-3	12/20/2007		NS	<0.3	NS	NS	NS	<0.7	<0.4	<0.4	NA	2.2	<0.5	NS	<0.5	<0.4	<0.5	NS	NS	NS	NS	NA	NS	NS	NS	<0.23	<0.28	<0.34	NS	ND	NS	2.2	0
MW-3	3/18/2008		NS	<0.31	NS	NS	NS	1.7	<0.35	<0.41	NA	<0.26	<0.46	NS	<0.52	<0.35	<0.45	NS	NS	NS	NS	NA	NS	NS	NS	<0.23	<0.28	<0.34	<0.21	ND	NS	1.7	0
MW-3	6/20/2008		NS	<0.31	NS	NS	NS	<0.65	<0.35	<0.41	NA	<0.26	<0.46	NS	<0.52	<0.35	<0.45	NS	NS	NS	NS	NA	NS	NS	NS	<0.29	<0.35	<0.29	<0.21	ND	NS	0	0
MW-3	9/16/2008		NS	<0.14	NS	NS	NS	<0.25	<0.32	<0.49	NA	<0.50	<0.45	NS	<0.61	<0.25	<0.48	NS	NS	NS	NS	NA	NS	NS	NS	<0.29	<0.35	<0.29	<0.21	ND	NS	0	0
MW-3	12/15/2008		NS	<0.14	<1.5	NS	NS	<0.25	0.78	<0.49	NA	<0.50	<0.45	NS	<0.61	<0.25	<0.48	NS	NS	NS	NS	NA	NS	NS	NS	<0.2	<0.27	<0.2	NS	0.59	NS	0.8	0.59
MW-3	3/30/2009		NS	<0.38	NS	NS	NS	<0.53	<0.36	<0.34	NA	<0.38	<0.28	NS	<0.3	<0.71	<0.49	NS	NS	NS	NS	NA	NS	NS	NS	<0.35	<0.43	<0.43	<0.26	ND	NS	0	0
MW-3	7/10/2009		NS	<0.75	NS	NS	NS	<0.41	<0.43	<0.47	NA	<0.39	<0.57	NS	<0.48	<0.22	<0.63	NS	NS	NS	NS	NA	NS	NS	NS	<0.20	<0.27	<0.20	<0.38	ND	NS	0	0
MW-3	9/30/2009	DUP	NS	<0.38	NS	NS	NS	<0.53	<0.36	<0.34	NA	<0.38	<0.28	NS	<0.30	<0.71	<0.49	NS	NS	NS	NS	NA	NS	NS	NS	<0.20	<0.27	<0.20	<0.38	ND	NS	0	0
MW-3	9/30/2009		NS	<0.38	NS	NS	NS	<0.53	<0.36	<0.34	NA	<0.38	<0.28	NS	<0.30	<0.71	<0.49	NS	NS	NS	NS	NA	NS	NS	NS	<0.27	1.6	0.62	<0.23	3.1	NS	0	5.28
MW-3	12/10/2009		NS	<0.13	NS	NS	NS	<0.23	<0.31	<0.46	NA	<0.56	<0.41	NS	<0.58	<0.26	<0.44	NS	NS	NS	NS	NA	NS	NS	NS	<0.050	0.56	<0.10	<0.12	ND	NS	0	0.56
MW-3	3/6/2010		NS	<0.091	NS	NS	NS	<0.070	0.87	<0.11	NA	0.65	<0.15	NS	<0.083	<0.20	<0.28	NS	NS	NS	NS	NA	NS	NS	NS	<0.35	<0.43	<0.43	<0.26	ND	NS	5.92	0
MW-3	5/29/2010		NS	<0.75	NS	NS	NS	<0.41	6.1	<0.47	NA	<0.98	<0.57	NS	<0.48	<0.22	<0.63	NS	NS	NS	NS	NA	NS	NS	NS	<0.21	<0.2	<0.2	<0.25	ND	NS	7.7	0
MW-3	8/4/2010		NS	<0.67	NS	NS	NS	<2.0	<0.44	<0.34	NA	<0.24	<0.4	NS	<0.28	<0.24	<0.78	NS	NS	NS	NS	NA	NS	NS	NS	<0.21	<0.2	<0.2	<0.25	ND	NS	0.9	0
MW-3	10/15/2010		NS	<0.67	NS	NS	NS	<2.0	<0.44	<0.34	NA	<0.24	<0.4	NS	<0.28	<0.24	<0.78	NS	NS	NS	NS	NA	NS	NS	NS	<0.20	<0.20	<0.20	<0.34	ND	NS	0	0
MW-3	2/28/2011		NS	<0.50	NS	NS	NS	<2.0	<0.25	<0.35	NA	<0.26	<0.50	NS	<0.22	<0.20	<0.50	NS	NS	NS	NS	NA	NS	NS	NS	<0.20	<0.20	<0.20	<0.34	ND	NS	0	0
MW-3	5/27/2011		NS	<0.50	NS	NS	NS	<2.0	<0.25	<0.35	NA	<0.26	<0.50	NS	<0.22	<0.20	<0.50	NS	NS	NS	NS	NA	NS	NS	NS	<0.2	<0.2	<0.2	<0.34	ND	NS	0	0
MW-3	8/24/2011		NS	<0.5	NS	NS	NS	<2.0	<0.25	<0.35	NA	<0.26	<0.5	NS	<0.22	<0.2	<0.5	NS	NS	NS	NS	NA	NS	NS	NS	<0.2	<0.2	<0.2	<0.34	ND	NS	0	0
MW-3	11/15/2011		NS	<0.5	NS	NS	NS	<2.0	0.6	<0.35	NA	<0.26	<0.5	NS	<0.22	<0.2	<0.5	NS	NS	NS	NS	NA	NS	NS	NS	<0.2	<0.2	<0.2	<0.34	ND	NS	0.6	0
MW-3	2/28/2012	DUP	NS	<0.5	NS	NS	NS	<2.0	<0.25	<0.35	NA	<0.26	<0.5	NS	<0.22	<0.2	<0.5	NS	NS	NS	NS	NA	NS	NS	NS	<0.2	<0.2	<0.2	<0.34	ND	NS	0	0
MW-3	2/28/2012		NS	<0.5	NS	NS	NS	<2.0	<0.25	<0.35	NA	<0.26	<0.5	NS	<0.22	<0.2	<0.5	NS	NS	NS	NS	NA	NS	NS	NS	<0.2	<0.2	<0.2	<0.34	ND	NS	0	0
MW-3	4/23/2012		NS	<0.5	NS	NS	NS	<2.0	<0.25	<0.35	NA	<0.26	<0.5	NS	<0.22	<0.2	<0.5	NS	NS	NS	NS	NA	NS	NS	NS	<0.2	<0.2	<0.2	<0.34	ND	NS	0	0
MW-3	8/20/2012		NS	<0.5	NS	NS	NS	<2.0	<0.25	<0.35	NA	<0.26	<0.5	NS	<0.22	<0.2	<0.5	NS	NS	NS	NS	NA	NS	NS	NS	<0.21	<0.2	<0.29	<0.21	ND	NS	0	0
MW-3	11/14/2012		NS	<0.5	NS	NS	NS	<0.5	<0.32	<0.23	NA	<0.31	<0.5	NS	<0.44	<0.34	<0.79	NS	NS	NS	NS	NA	NS	NS	NS	<0.21	<0.2	<0.29	<0.21	ND	NS	0	0
MW-3	3/4/2013		NS	<0.5	NS	NS	NS	<2.0	<0.32	<0.23	NA	<0.31	<0.5	NS	<0.44	<0.34	<0.79	NS	NS	NS	NS	NA	NS	NS	NS	<0.21	<0.2	<0.29	<0.21	ND	NS	0	0
MW-3	6/11/2013	DUP	NS	<0.5	NS	NS	NS	<2.0	<0.32	<0.23	NA	<0.31	<0.5	NS	<0.44	<0.34	<0.79	NS	NS	NS	NS	NA	NS	NS	NS	<0.21	<0.2	<0.29	<0.21	ND	NS	0	0
MW-3	6/11/2013		NS	<0.5	NS	NS	NS	<2.0	<0.32	<0.23	NA	<0.31	<0.5	NS	<0.44	<0.34	<0.79	NS	NS	NS	NS	NA	NS	NS	NS	<0.21	<0.2	<0.29	<0.21	ND	NS	0	0
MW-3	8/27/2013		NS	<0.5	NS	NS	NS	<2.0	<0.32	<0.23	NA	<0.31	<0.5	NS	<0.44	<0.34	<0.79	NS	NS	NS	NS	NA	NS	NS	NS	<0.21	<0.2	<0.29	<0.21	ND	NS	0.47	0
MW-3	12/9/2013	DUP	NS	<0.5	NS	NS	NS	<2.0	<0.32	<0.23	NA	<0.31	<0.5	NS	<0.44	<0.34	<0.79	NS	NS	NS	NS	NA	NS	NS	NS	<0.21	<0.2	<0.29	<0.21	ND	NS	0.5	0
MW-3	12/9/2013		NS	<0.5	NS	NS	NS	<2.0	<0.32	<0.23	NA	<0.31	<0.5	NS	<0.44	<0.34	<0.79	NS	NS	NS	NS	NA	NS	NS	NS	<0.24	<0.2	<0.28	<0.20	ND	NS	0	0
MW-3	3/18/2014	DUP	NS	<0.33	NS	NS	NS	<2.0	0.41	<0.34	NA	<0.30	<0.5	NS	<0.33	<0.38	<0.54	NS	NS	NS	NS	NA	NS	NS	NS	<0.24	<0.2	<0.28	<0.20	ND	NS	0.4	0
MW-3	3/18/2014		NS	<0.33	NS	NS	NS	<2.0	<0.26	<0.34	NA	<0.30	<0.5	NS	<0.33	<0.38	<0.54	NS	NS	NS	NS	NA	NS	NS	NS	<0.24	<0.2	<0.28	<0.20	ND	NS	0	0
MW-3	6/16/2014		NS	<0.33	NS	NS	NS	<2.0	<0.26	<0.34	NA	<0.30	<0.5	NS	<0.33	<0.38	<0.54	NS	NS	NS	NS	NA	NS	<5.0	<5.0	<0.50	<1.0	<1.0	NA	NA	NS	0	0
MW-3	12/6/2014		NS	<2.0	<5.0	<5.0	<5.0	<2.0	<1.0	<1.0	NA	<1.0	<1.0	NS	<1.0	<1.0	<2.0	<5.0	<5.0	<5.0	<5.0	NA	<5.0	NS	NS	<1.0	<1.0	<1.0	<1.0	NS	NS	0	0
MW-3	3/10/2015		NS	<2.0	NS	NS	NS	<5.0	<1.0	<1.0	NA	<1.0	<2.0	NS	<1.0	<1.0	<2.0	NS	NS	NS	NS	NA	NS	NS	NS	<1.0	<1.0	<1.0	<1.0	NS	NS	0	0
MW-3	6/2/2015		NS	<2.0	NS	NS	NS	<5.0	<1.0	<1.0	<1.0	<1.0	<2.0	NS	<1.0	<1.0	<2.0	NS	NS	NS	NS	NA	NS	NS	NS	<1.0	<1.0	<1.0	<1.0	NS	NS	0	0
MW-3	8/11/2015		NS	<2.0	NS	NS	NS	<5.0	<1.0	<1.0	<1.0	<1.0	<2.0	NS	<1.0	<1.0	<2.0	NS	NS	NS	NS	NA	NS	NS	NS	<1.0	<1.0	<1.0	<1.0	NS	NS	0	0
MW-3	12/17/2015		NS	<2.0	NS	NS	NS	<5.0	<1.0	<1.0	<1.0	<1.0	<2.0	NS	<1.0	<1.0	<2.0	NS	NS	NS	NS	NA	NS	NS	NS	<1.0	<1.0	<1.0	<1.0	NS	NS	0	0
MW-3	3/16/2016		NS	<2.0	NS	NS	NS	<5.0	<1.0	<1.0	<1.0	<1.0	<2.0	NS	<1.0	<1.0	<2.0	NS	NS	NS	NS	NA	NS	<1.0	<1.0	<1.0	<1.0	<1.0	<1.0	ND	NS	0	0
MW-3	6/14/2016	DUP	<2.0	<2.0	<2.0	<1.0	<1.0	<5.0	<1.0	<1.0	<1.0	<1.0	<2.0	<10	<1.0	<1.0	<2.0	<5.0	<1.0	<1.0	<1.0	NA	<1.0	<1.0	<1.0	<1.0	<1.0	<1.0	<1.0	ND	NS	0	0
MW-3	6/14/2016		<2.0	<2.0	<2.0	<1.0	<1.0	<5.0	<1.0	<1.0	<1.0	<1.0	<2.0	<10	<1.0	<1.0	<2.0	<5.0	<1.0	<1.0	<1.0	NA	<1.0	<1.0	<1.0	<1.0	<1.0	<1.0	<1.0	ND	NS	0	0
MW-3	9/20/2016		<2.0	<2.0	<2.0	<1.0	<1.0	<5.0	<1.0	<1.0	<1.0	<1.0	<2.0	<10	<1.0	<1.0	<2.0	<5.0	<1.0	<1.0	<1.0	NA	<1.0	<1.0	<1.0	<1.0	<1.0	<1.0	<1.0	ND	NS	0	0
MW-3	1/19/2017		<2.0	<2.0	<2.0	<1.0	<1.0	<5.0	<1.0	<1.0	<1.0	<1.0	<2.0	<10	<1.0	<1.0	<2.0	<5.0	<1.0	<1.0	<1.0	NA	<1.0	<1.0	<1.0	<1.0	<1.0	<1.0	<1.0	ND	NS	0	0
MW-3	3/21/2017		<2.0	<2.0	<2.0	<1.0	<1.0	<5.0	<1.0	<1.0	<1.0	<1.0	<2.0	<10	<1.0	<1.0	<2.0	<5.0	<1.0	<1.0	<1.0	<1.0	<1.0	<1.0	<1.0	<1.0	<1.0	<1.0	<1.0	ND	NS	0	0
MW-3	6/28/2017		<2.0	<2.0	<2.0	<1.0	<1.0	<5.0	<1.0	<1.0	<1.0	<1.0	<2.0	<10	<1.0	<1.0	<2.0	<5.0	<1.0	<1.0	<1.0	<1.0	<1.0	<1.0	<1.0	<1.0	<1.0	<1.0	<1.0	ND	NS	0	0
MW-3	9/19/2017		<2.0	<2.0	<2.0	<1.0	<1.0	<5.0	<1.0	<1.0	<1.0	<1.0	<2.0	<10	<1.0	<1.0	<2.0	<5.0	<1.0	<1.0	<1.0	<1.0	<1.0	<1.0	<1.0	<1.0	<1.0	<1.0	<1.0	ND	NS	0	0
MW-3	1/8/2018		<2.0	<2.0	<2.0	<1.0	<1.0	<5.0	<1.0	<1.0	<1.0	<1.0	<2.0	<10	<1.0	<1.0	<2.0	<5.0	<1.0	<1.0	<1.0	<1.0	<1.0	<1.0	<1.0	<1.0	<1.0	<1.0	<1.0	ND	NS	0	0
MW-3	3/13/2018		<2.0	<2.0	<2.0	<1.0	<1.0	<5.0	<1.0	<1.0	<1.0	<1.0	<2.0	<1.00	<1.0	<1.0	<2.0	<5.0	<1.0	<1.0	<1.0	<1.0	<1.0	<1.0	<1.0	<1.0	<1.0	<1.0	<1.0	ND	NS	0	0
MW-3	6/26/2018		<2.0	<2.0	<2.0	<1.0	<1.0	<5.0	<1.0	<1.0	<1.0	<1.0	<2.0	<10	<1.0	<1.0	<2.0	<5.0	<1.0	<1.0	<1.0	<1.0	<1.0	<1.0	<1.0	<1.0	<1.0	<1.0	<1.0	ND	NS	0	0
MW-3	10/17/2018		<2.0	<2.0	<2.0	<1.0	<1.0	<5.0	<1.0	<1.0	<1.0	<1.0	<2.0	<10	<1.0	<1.0	<2.0	<5.0	<1.0	<1.0	<1.0	<1.0	<1.0	<1.0	<1.0	<1.0	<1.0	<1.0	<1.0	ND	NS	0	0
MW-3	1/22/2019		<2.0	<2.0	<2.0	<1.0	<1.0	<5.0	<1.0	<1.0	<1.0	<1.0	<2.0	<10	<1.0	<1.0	<2.0	<5.0	<1.0	<1.0	<1.0	<1.0	<1.0	<1.0	<1.0	<1.0	<1.0	<1.0	<1.0	ND	NS	0	0
MW-3	4/23/2019		<2.0	<2.0	<2.0	<1.0	<1.0	<5.0	<1.0	<1.0	<1.0	<1.0	<2.0	<10	<1.0	<1.0	<2.0	<5.0	<1.0	<1.0	<1.0	<1.0	<1.0	NS	NS	27	<0.2	<0.3	<0.2	ND	NS	0	27
MW-3	7/30/2019		<2.0	<2.0	<2.0	<1.0	<1.0	<5.0	<1.0	<1.0	<1.0	<1.0	<2.0	<10	<1.0	<1.0	<2.0	<5.0	<1.0	<1.0	<1.0	<1.0	<1.0	<1.0	<1.0	<1.0	<1.0	<1.0	<1.0	ND	NS	0	0
MW-3	10/30/2019		<2.0	<2.0	<2.0	<1.0	<1.0	<5.0	<1.0	<1.0	<1.0	<1.0	<2.0	<10	<1.0	<1.0	<2.0	<5.0	<1.0	<1.0	<1.0	<1.0	<1.0	<1.0	<1.0	<1.0	<1.0	<1.0	<1.0	ND	NS	0	0
MW-3	10/30/2019	DUP	<2.0	<2.0	<2.0	<1.0	<1.0	<5.0	<1.0	<1.0	<1.0	<1.0	<2.0	<10	<1.0	<1.0	<2.0	<5.0	<1.0	<1.0	<1.0	<1.0	<1.0	<1.0	<1.0	<1.0	<1.0	<1.0	<1.0	ND	NS	0	0
MW-3	1/22/2020		<2.0	<2.0	<2.0	<1.0	<1.0	<5.0	<1.0	<1.0	<1.0	<1.0	<2.0	<10	<1.0	<1.0	<1.0	<5.0	<1.0	<1.0	<1.0	<1.0	<1.0	<1.0	<1.0	<1.0	<1.0	<1.0	<1.0	ND	NS	0	0
MW-3	10/21/2020		<2.0	<2.0	<2.0	<1.0	<1.0	<5.0	<1.0	<1.0	<1.0	<1.0	<2.0	<10	<1.0	<1.0	<2.0	<5.0	<1.0	<1.0	<1.0	<1.0	<1.0	<1.0	<1.0	<1.0	<1.0	<1.0	<1.0	ND	NS	0	0
MW-3	4/22/2021		<2.0	<2.0	<2.0	NA	NA	2.2 J	<1.0	<1.0	<1.0	<1.0	<2.0	<10	<1.0	<1.0	<1.0	0.74 J	NA	NA	NA	NA	<1.0	<1.0	<1.0	<1.0	<1.0	<1.0	NA	ND	<0.04	3.5	0
MW-3	4/22/2021	DUP	<2.0	<2.0	<2.0	<1.0	<1.0	<5.0	<1.0	<1.0	<1.0	<1.0	<2.0	<10	<1.0	<1.0	<2.1	<5.0	<1.0	<1.0	<1.0	<1.0	<1.0	<1.0	<1.0	<1.0	<1.0	<1.0	<1.0	ND	NS	0	0
MW-3	12/14/2021		<2.0	<2.0	<2.0	<1.0	<1.0	<5.0	<1.0	<1.0	<1.0	<1.0	<2.0	<10	<1.0	<1.0	<5.0	<5.0	<1.0	<1.0	<1.0	<1.0	<1.0	<1.0	<1.0	<1.0	<1.0	<1.0	<1.0	ND	NS	0	0
MW-3	5/18/2022		<2.0	<2.0	<2.0	<1.0	<1.0	<5.0	<1.0	<1.0	<1.0	<1.0	<2.0	<10	<1.0	<1.0	<5.0	<5.0	<1.0	<1.0	<1.0	<1.0	<1.0	<1.0	<1.0	<1.0	<1.0	<1.0	<1.0	ND	NS	0	0
MW-3	11/9/2022		<2.0	<2.0	<2.0	<1.0	<1.0	<5.0	<1.0	<1.0	<1.0	<1.0	<2.0	<10	<1.0	<1.0	<5.0	<5.0	<1.0	<1.0	<1.0	<1.0	<1.0	<1.0	<1.0	<1.0	<1.0	<1.0	<1.0	ND	NS	0	0
MW-3	4/19/2023		<2.0	<2.0	<2.0	<1.0	<1.0	<5.0	<1.0	<1.0	<1.0	<1.0	<2.0	<10	<1.0	<1.0	<5.0	<5.0	<1.0	<1.0	<1.0	<1.0	<1.0	<1.0	<1.0	<1.0	<1.0	<1.0	<1.0	ND	ND	0	0

Appendix A
Groundwater Analytical Results - February 2003 - December 2024 (µg/L)
Perma-Fix of South Georgia Inc., Valdosta, GA

			Chlorinated and Non-Chlorinated VOCs																							Aromatic/						Total VOCs	
Sample Location	Sample Date	QA/QC Reference	Dibromomethane	Dichlorodifluoromethane (DCDFM) (difluorodichloromethane)	Hexachlorobutadiene	Isopropylbenzene	4-Isopropyltoluene (p-Isopropyltoluene)	Methylene Chloride	Tetrachloroethene (PCE)	Trans-1,2-Dichloroethene	Trans-1,3-Dichloropropene	Trichloroethene (TCE)	Trichlorofluoromethane	Vinyl Acetate	Vinyl Chloride	Bromoform	Bromomethane	Naphthalene	N-Propylbenzene	N-Butylbenzene	Sec-Butylbenzene	Tert-Butylbenzene	Styrene	1,2,4-Trimethylbenzene	1,3,5-Trimethylbenzene	Benzene	Toluene	Ethylbenzene	Methyl Tert-Butyl Ether	Total Xylenes	Heptachlor	Total Chlorinated and Non Chlorinated VOCS1	Total Aromatic/Hydrocarbon VOCs
	Current GW Standard		1 [b]	1 [b]	50 [a]	1 [b]	1 [b]	5 [a]	5 [a]	100 [a]	1 [b]	5 [a]	1 [b]	2 [b]	2 [a]	80 [a]	5 [b]	5 [b]	1 [b]	1 [b]	1 [b]	1 [b]	100 [a]	1 [b]	1 [b]	5 [a]	1000 [a]	700 [a]	5 [b]	10000 [a]	0.4 [a]	--	--
MW-3	11/8/2023		<2.0	<2.0	<2.0	<1.0	<1.0	<5.0	<1.0	<1.0	<1.0	<1.0	<2.0	<10	<1.0	<1.0	<5.0	<5.0	<1.0	<1.0	<1.0	<1.0	<1.0	<1.0	<1.0	<1.0	<1.0	<1.0	<1.0	ND	ND	0	0
MW-3	4/30/2024		<1.0	<1.0	<5.0	<1.0	<1.0	<5.0	<1.0	<1.0	<1.0	<1.0	<1.0	<2.0	<1.0	<1.0	<5.0	<5.0	<1.0	<1.0	<1.0	<1.0	<1.0	<1.0	<1.0	<1.0	<1.0	<1.0	<5.0	ND	ND	0	0
MW-3	12/6/2024		<1.0	<1.0	<5.0	<1.0	<1.0	<5.0	<1.0	<1.0	<1.0	<1.0	<1.0	<2.0	<1.0	<1.0	<5.0	<5.0	<1.0	<1.0	<1.0	<1.0	<1.0	<1.0	<1.0	<1.0	<1.0	<1.0	<5.0	<1.0	<0.048	0	0
MW-4S	2/21/2003	DUP	NS	<0,3	NS	NS	NS	<0,1	<0,3	<0,2	NA	<0,3	<0,3	NS	5,9	<0,2	<0,6	NS	NS	NS	NS	NA	NS	NS	NS	26	<0,2	<0,3	<0,2	ND	NS	19,1	26
MW-4S	2/21/2003		NS	<0,3	NS	NS	NS	<0,1	<0,3	<0,2	NA	<0,3	<0,3	NS	4,7	<0,2	<0,6	NS	NS	NS	NS	NA	NS	NS	NS	20	<0,2	<0,3	<0,3	ND	NS	16,3	20
MW-4S	6/2/2003		NS	<0.3	NS	NS	NS	<0.5	<0.2	<0.3	NA	<0.2	<0.6	NS	<0.4	<0.2	<0.3	NS	NS	NS	NS	NA	NS	NS	NS	8.6	<0.2	<0.3	<0.3	ND	NS	5	8.6
MW-4S	9/1/2003		NS	<0.3	NS	NS	NS	<0.5	<0.2	<0.3	NA	<0.2	<0.6	NS	<0.4	<0.2	<0.3	NS	NS	NS	NS	NA	NS	NS	NS	43	10	<0.3	<0.2	ND	NS	0	53
MW-4S	12/2/2003		NS	<0.3	NS	NS	NS	<0.1	<0.3	<0.2	NA	<0.3	<0.3	NS	17	<0.2	<0.6	NS	NS	NS	NS	NA	NS	NS	NS	28	<0.2	<0.3	<0.2	ND	NS	34.2	28
MW-4S	3/1/2004		NS	<0.3	NS	NS	NS	<0.1	<0.3	<0.2	NA	<0.3	<0.3	NS	11	<0.2	<0.6	NS	NS	NS	NS	NA	NS	NS	NS	52	<0.2	<0.3	<0.2	ND	NS	19.8	52
MW-4S	5/28/2004		NS	<0,3	NS	NS	NS	<0,1	<0,3	<0,2	NA	<0,3	<0,3	NS	18	<0,2	<0,6	NS	NS	NS	NS	NA	NS	NS	NS	29	<0,2	<0,3	8,2	ND	NS	35,8	37,2
MW-4S	8/31/2004		NS	<0,3	NS	NS	NS	<0,1	<0,3	<0,2	NA	<0,3	<0,3	NS	11	<0,2	<0,6	NS	NS	NS	NS	NA	NS	NS	NS	23	2	<0,3	16	ND	NS	21,6	41
MW-4S	12/1/2004		NS	<0,3	NS	NS	NS	<0,1	<0,3	<0,2	NA	<0,3	<0,3	NS	13	<0,2	<0,6	NS	NS	NS	NS	NA	NS	NS	NS	43	11	<0,3	16	ND	NS	28	72
MW-4S	2/28/2005	DUP	NS	<0.3	NS	NS	NS	<0,1	4	<0,2	NA	<0,3	<0,3	NS	68	<0,2	<0,6	NS	NS	NS	NS	NA	NS	NS	NS	50	14	<0,3	17	ND	NS	124	84
MW-4S	2/28/2005		NS	<0.3	NS	NS	NS	<0,1	4	<0,2	NA	<0,3	<0,3	NS	100	<0,2	<0,6	NS	NS	NS	NS	NA	NS	NS	NS	24	4	<0,3	4	ND	NS	178	32
MW-4S	5/27/2005		NS	<0.3	NS	NS	NS	<0,1	<0,3	<0,2	NA	<0,3	<0,3	NS	9	<0,2	<0,6	NS	NS	NS	NS	NA	NS	NS	NS	42	36	2	4	7	NS	16	91
MW-4S	9/1/2005		NS	<0.3	NS	NS	NS	<0,1	2	<0,2	NA	<0,3	<0,3	NS	19	<0,2	<0,6	NS	NS	NS	NS	NA	NS	NS	NS	61	<0,2	<0,3	3	ND	NS	37	64
MW-4S	12/1/2005	DUP	NS	<0,3	NS	NS	NS	<0,1	<0,3	<0,2	NA	<0,3	<0,3	NS	18	<0,2	<0,6	NS	NS	NS	NS	NA	NS	NS	NS	54	<0,2	<0,3	3	ND	NS	32	57
MW-4S	12/1/2005		NS	<0,3	NS	NS	NS	<0,1	<0,3	<0,2	NA	<0,3	<0,3	NS	17	<0,2	<0,6	NS	NS	NS	NS	NA	NS	NS	NS	49	2,5	0,7	2,2	2,3	NS	30	56,7
MW-4S	2/28/2006		NS	<0.3	NS	NS	NS	<2,0	<0.3	<0,2	NA	<0.3	<0.3	NS	17	<0,2	<0,6	NS	NS	NS	NS	NA	NS	NS	NS	39	0,7	0,7	1,2	2,3	NS	26,7	43,9
MW-4S	5/30/2006		NS	<0.3	NS	NS	NS	<2,0	3,6	<0,2	NA	<0.3	<0.3	NS	18	<0,2	<0,6	NS	NS	NS	NS	NA	NS	<0,2	<0,2	52,7	0,6	0,3	1,2	1,5	NS	35,6	56,3
MW-4S	7/20/2006		NS	<0.3	<0.4	<0,1	0,6	<2,0	<0.3	<0,2	NA	<0.3	<0.3	NS	22,7	<0,2	<0,6	5,7	<0.3	<0.3	<0,2	NA	<0,1	NS	NS	23	0,3	<0,3	1,9	0,8	NS	44,5	26
MW-4S	3/1/2007		NS	<0.3	NS	NS	NS	<2,0	6,1	<0,2	NA	0,6	<0.3	NS	12	<0,2	<0,6	NS	NS	NS	NS	NA	NS	NS	NS	45	0,7	0,9	2,3	2,6	NS	24,6	51,5
MW-4S	6/1/2007		NS	<0.3	NS	NS	NS	<2,0	0,7	<0,2	NA	18	<0.3	NS	27	<0,2	<0,6	NS	NS	NS	NS	NA	NS	NS	NS	40	2,5	0,6	NS	3	NS	94	43,1
MW-4S	8/30/2007		NS	NS	NS	NS	NS	<2,0	0,4	NS	NA	14	NS	NS	36	NS	NS	NS	NS	NS	NS	NA	NS	NS	NS	56	0,8	0,8	8,4	3,2	NS	97,6	69,2
MW-4S	12/20/2007		NS	<0,3	NS	NS	NS	<0,7	<0,4	<0,4	NA	0,3	<0,5	NS	14	<0,4	<0,5	NS	NS	NS	NS	NA	NS	NS	NS	19	0,29	<0,34	NS	1,1	NS	25,2	20,4
MW-4S	3/18/2008		NS	<0.31	NS	NS	NS	1,8	<0,35	<0,41	NA	0,28	<0,46	NS	7,2	<0,35	<0,45	NS	NS	NS	NS	NA	NS	NS	NS	17	<0,28	<0,34	15	ND	NS	17,9	32
MW-4S	6/20/2008		NS	<0.31	NS	NS	NS	<0,65	<0,35	<0,41	NA	<0,26	<0,46	NS	5	<0,35	<0,45	NS	NS	NS	NS	NA	NS	NS	NS	15	<0,35	<0,29	5,1	ND	NS	10,1	20,1
MW-4S	9/23/2008		NS	<0.14	NS	NS	NS	<0,25	<0,32	<0,49	NA	0,64	<0,45	NS	2,8	<0,25	<0,48	NS	NS	NS	NS	NA	NS	NS	NS	14	0,36	<0,29	3,2	ND	NS	6,44	17,56
MW-4S	12/15/2008		NS	<0.14	<1,5	NS	NS	<0,25	1,2	<0,49	NA	1,5	<0,45	NS	2,7	<0,25	<0,48	NS	NS	NS	NS	NA	NS	NS	NS	7,4	<0,27	<0,2	NS	ND	NS	7,92	7,4
MW-4S	3/30/2009		NS	<0,38	NS	NS	NS	<0,53	0,46	<0,34	NA	<0,38	<0,28	NS	11	<0,71	<0,49	NS	NS	NS	NS	NA	NS	NS	NS	7,7	<0,43	<0,43	0,74	0,4	NS	37,5	8,84
MW-4S	7/10/2009		NS	<0,75	NS	NS	NS	<0,41	<0,43	<0,47	NA	<0,39	<0,57	NS	3,2	<0,22	<0,63	NS	NS	NS	NS	NA	NS	NS	NS	9,9	<0,27	<0,20	0,84	ND	NS	7	10,74
MW-4S	9/30/2009		NS	<0.38	NS	NS	NS	<0,53	<0,36	<0,34	NA	<0,38	<0,28	NS	1,8	<0,71	<0,49	NS	NS	NS	NS	NA	NS	NS	NS	21	0,37	0,32	0,43	1	NS	7,01	23,17
MW-4S	12/10/2009		NS	<0.13	NS	NS	NS	<0,23	<0,31	<0,46	NA	0,79	<0,41	NS	2,5	<0,26	<0,44	NS	NS	NS	NS	NA	NS	NS	NS	16	<0,053	<0,10	1,4	ND	NS	8,19	17,4
MW-4S	3/6/2010		NS	<0,091	NS	NS	NS	<0,070	<0,099	<0,11	NA	<0,13	<0,15	NS	4	<0,20	<0,28	NS	NS	NS	NS	NA	NS	NS	NS	17	<0,43	<0,72	<0,26	1,4	NS	8,63	17
MW-4S	5/29/2010		NS	<0,75	NS	NS	NS	<0,41	<0,51	<0,47	NA	<0,39	<0,57	NS	12	<0,22	<0,63	NS	NS	NS	NS	NA	NS	NS	NS	34,9	0,35	0,26	0,42	0,58	NS	36,7	36,19
MW-4S	8/4/2010		NS	<0,67	NS	NS	NS	<2,0	<0,44	<0,34	NA	0,34	<0,4	NS	8,3	<0,24	<0,78	NS	NS	NS	NS	NA	NS	NS	NS	37,5	0,31	0,44	0,36	0,92	NS	17,7	39,53
MW-4S	10/15/2010		NS	<0,67	NS	NS	NS	<2,0	<0,44	<0,34	NA	<0,24	<0,4	NS	8,6	<0,24	<0,78	NS	NS	NS	NS	NA	NS	NS	NS	14,3	<0,20	<0,20	0,76	ND	NS	16	15,06
MW-4S	2/28/2011		NS	<0.50	NS	NS	NS	<2,0	<0,25	<0,35	NA	<0,26	<0,50	NS	6,4	<0,20	<0,50	NS	NS	NS	NS	NA	NS	NS	NS	33,9	0,35	0,33	0,61	1,2	NS	11,3	36,35
MW-4S	5/27/2011		NS	<0.5	NS	NS	NS	<2,0	<0,25	<0,35	NA	0,35	<0,50	NS	8,9	<0,20	<0,50	NS	NS	NS	NS	NA	NS	NS	NS	30,9	0,33	<0,2	0,62	0,97	NS	22,79	32,82
MW-4S	8/24/2011		NS	<0.5	NS	NS	NS	<2,0	<0,25	<0,35	NA	<0,26	<0,5	NS	11	<0,2	<0,5	NS	NS	NS	NS	NA	NS	NS	NS	18,2	0,34	0,49	<0,34	1,1	NS	20,39	20,16
MW-4S	11/15/2011		NS	<0.5	NS	NS	NS	<2,0	<0,25	<0,35	NA	0,8	<0,5	NS	15,1	<0,2	<0,5	NS	NS	NS	NS	NA	NS	NS	NS	26	0,31	0,53	1,1	1,5	NS	27,9	29,49
MW-4S	2/28/2012		NS	<0,5	NS	NS	NS	<2,0	<0,25	<0,35	NA	<0,26	<0,5	NS	5,9	<0,2	<0,5	NS	NS	NS	NS	NA	NS	NS	NS	4,9	<0,2	<0,2	0,74	ND	NS	10,53	5,84
MW-4S	4/23/2012		NS	<0.5	NS	NS	NS	<2,0	<0,25	<0,35	NA	1,3	<0,5	NS	13,7	<0,2	<0,5	NS	NS	NS	NS	NA	NS	NS	NS	11,8	0,2	<0,2	1,4	ND	NS	22,6	13,4
MW-4S	8/20/2012		NS	<0.5	NS	NS	NS	<2,0	<0,25	<0,35	NA	<0,26	<0,5	NS	5,4	<0,2	<0,5	NS	NS	NS	NS	NA	NS	NS	NS	12,6	0,22	<0,29	0,75	ND	NS	9,52	13,57
MW-4S	11/14/2012		NS	<0.5	NS	NS	NS	<0,5	<0,32	<0,23	NA	<0,31	<0,5	NS	6,7	<0,34	<0,79	NS	NS	NS	NS	NA	NS	NS	NS	16	0,26	<0,29	1,1	ND	NS	12,85	17,69
MW-4S	3/4/2013		NS	<0.5	NS	NS	NS	<2,0	<0,32	<0,23	NA	<0,31	<0,5	NS	2,8	<0,34	<0,79	NS	NS	NS	NS	NA	NS	NS	NS	6,1	0,24	<0,29	0,81	ND	NS	5,24	7,15
MW-4S	6/12/2013		NS	<0.5	NS	NS	NS	<2,0	<0,32	<0,23	NA	<0,31	<0,5	NS	6,1	<0,34	<0,79	NS	NS	NS	NS	NA	NS	NS	NS	12,2	0,22	<0,29	1,6	ND	NS	10,22	14,02
MW-4S	8/28/2013		NS	<0,5	NS	NS	NS	<2,0	<0,32	<0,23	NA	<0,31	<0,5	NS	3	<0,34	<0,79	NS	NS	NS	NS	NA	NS	NS	NS	23,6	0,25	<0,29	0,79	ND	NS	6,67	24,94
MW-4S	12/11/2013		NS	<0,5	NS	NS	NS	<2,0	<0,32	<0,23	NA	<0,31	<0,5	NS	13	<0,34	<0,79	NS	NS	NS	NS	NA	NS	NS	NS	<0,24	<0,2	<0,28	<0,20	ND	NS	17,7	0
MW-4S	3/19/2014		NS	<0.33	NS	NS	NS	<2,0	1,3	<0,34	NA	<0,30	<0,5	NS	<0,33	<0,38	<0,54	NS	NS	NS	NS	NA	NS	NS	NS	11,2	<0,2	<0,28	<0,20	ND	NS	1,3	11,2
MW-4S	6/17/2014		NS	<0.33	NS	NS	NS	<2,0	0,54	<0,34	NA	7,4	<0,5	NS	10,9	<0,38	<0,54	NS	NS	NS	NS	NA	NS	<5,0	<5,0	22,8	<1,0	1,3	NA	3,1	NS	43,44	24,1
MW-4S	12/8/2014		NS	<2.0	<5.0	<5.0	<5.0	<2.0	<1.0	<1.0	NA	6.8	<1.0	NS	14.5	<1.0	<2.0	<5.0	<5.0	<5.0	<5.0	NA	<5.0	NS	NS	15.7	0.43	1	0.42	1.3	NS	30.44	17.55
MW-4S	3/12/2015		NS	<2.0	NS	NS	NS	<5.0	0.52	<1.0	NA	10.9	<2.0	NS	27.7	<1.0	<2.0	NS	NS	NS	NS	NA	NS	NS	NS	26.8	0.8	3.7	<1.0	6.3	NS	70.08	31.3
MW-4S	6/3/2015		NS	<2.0	NS	NS	NS	<5.0	<1.0	<1.0	<1.0	1.4	<2.0	NS	25,2	<1.0	<2.0	NS	NS	NS	NS	NA	NS	NS	NS	67,9	2,9	10,8	<1,0	20,4	NS	55,12	81,6
MW-4S	8/14/2015		NS	<2.0	NS	NS	NS	<5.0	<1.0	<1.0	<1.0	<1.0	<2.0	NS	43.6	<1.0	<2.0	NS	NS	NS	NS	NA	NS	NS	NS	72	4,9	16	0.33	29,8	NS	70.26	93.23
MW-4S	12/18/2015		NS	<2.0	NS	NS	NS	<5.0	0.6	<1.0	<1.0	4.2	<2.0	NS	62.4	<1.0	<2.0	NS	NS	NS	NS	NA	NS	NS	NS	26.1	1.5	4.9	<1.0	6.8	NS	115.18	32.5
MW-4S	3/19/2016	DUP	NS	<2.0	NS	NS	NS	<5.0	<1.0	<1.0	<1.0	2	<2.0	NS	57.2	<1.0	<2.0	NS	NS	NS	NS	NA	NS	NS	NS	30.9	1.8	5.8	<1.0	7.5	NS	85.68	38.5
MW-4S	3/19/2016		NS	<2.0	NS	NS	NS	<5.0	<1.0	<1.0	<1.0	2.3	<2.0	NS	63.7	<1.0	<2.0	NS	NS	NS	NS	NA	NS	1.2	0.28	39.4	2.3	9.8	0.22	9.3	NS	95.57	61.02
MW-4S	6/16/2016		<2.0	<2.0	<2.0	0.46	<1.0	<5.0	0.31	<1.0	<1.0	0.59	<2.0	<10	37.8	<1.0	<2.0	2.3	<1.0	<1.0	<1.0	NA	<1.0	1.7	0.55	61.7	2.7	8.5	0.49	7.9	NS	76.83	81.29
MW-4S	9/23/2016	DUP	<2,0	<2,0	<2,0	0,56	<1,0	<5,0	0,76	<1,0	<1,0	0,8	<2,0	<10	49,9	<1,0	<2,0	2,8	<1,0	<1,0	<1,0	NA	<1,0	1,7	0,53	68,7	2,7	9,2	0,47	7,7	NS	82,78	88,77
MW-4S	9/23/2016		<2,0	<2,0	<2,0	0,5	<1,0	<5,0	0,88	<1,0	<1,0	0,91	<2,0	<10	50,6	<1,0	<2,0	2,9	<1,0	<1,0	<1,0	NA	<1,0	0,52	<1,0	30,8	1,8	3,2	0,26	2,7	NS	83,02	38,76
MW-4S	1/20/2017	DUP	<2.0	<2.0	<2.0	<1.0	<1.0	<5.0	0.43	<1.0	<1.0	6.1	<2.0	<10	30.4	<1.0	<2.0	1.1	<1.0	<1.0	<1.0	NA	<1.0	0.52	<1.0	29.5	1.9	3.3	<1.0	2.5	NS	59.25	37.2
MW-4S	1/20/2017		<2.0	<2.0	<2.0	<1.0	<1.0	<5.0	0.43	<1.0	<1.0	5.7	<2.0	<10	36.2	<1.0	<2.0	<5.0	<1.0	<1.0	<1.0	NA	<1.0	1.4	0.38	39.6	4.8	4.9	0.43	5.3	NS	62.23	55.03
MW-4S	3/23/2017		<1.0	<2.0	<2.0	0.34	<2.0	<2.0	0.47	<1.0	<1.0	0.93	<2.0	<10	35.3	<1.0	<2.0	1.7	<2.0	<2.0	<2.0	<2.0	<1.0	1.1	0.3	47.8	3	2.4	0.41	2.5	NS	63.9	56.11
MW-4S	7/1/2017		<2.0	<2.0	<2.0	0.28	<1.0	<5.0	0.74	<1.0	<1.0	0.84	<2.0	<10	68	<1.0	<2.0	1.1	<1.0	<1.0	<1.0	<1.0	<1.0	1.1	0.27	44.4	3	1.8	0.64	3	NS	95.02	52.84
MW-4S	9/21/2017		<2.0	<2.0	<2.0	0.23	<1.0	<5.0	0.69	<1.0	<1.0	0.59	<2.0	<10	61.6	<1.0	<2.0	<5.0	<1.0	<1.0	<1.0	<1.0	<1.0	0.41	<1.0	30.5	2.2	0.84	0.57	1.46	NS	83.22	35.57
MW-4S	1/10/2018		<2.0	<2.0	<2.0	<1.0	<1.0	<5.0	0.43	<1.0	<1.0	0.61	<2.0	<10	45.3	<1.0	<2.0	<5.0	<1.0	<1.0	<1.0	<1.0	<1.0	1.1	0.28	36.9	3,2	1.5	0.62	3.2	NS	70.58	45.42
MW-4S	3/14/2018		<2.0	<2.0	<2.0	0.25	<1.0	<5.0	0.81	<1.0	<1.0	0.82	<2.0	<10	67.8	<1.0	<2.0	<5.0	<1.0	<1.0	<1.0	<1.0	<1.0	0.97 J	<1.0	30.7	2.5	0.79 J	0.62 J	1.96	NS	93.65	36.57
MW-4S	6/27/2018		<2.0	<2.0	<2.0	<1.0	<1.0	<5.0	0.93 J	<1.0	<1.0	<1.0	<2.0	<10	57.2	<1.0	<2.0	<5.0	<1.0	<1.0	<1.0	<1.0	<1.0	1.2	0.33	35.1	2.7	0.55 J	0.73 J	3.5	NS	74.56	42.6
MW-4S	10/18/2018		<2.0	<2.0	<2.0	0.25 J	<1.0	<5.0	1.1	<1.0	<1.0	0.5 J	<2.0	<10	72.5	<1.0	<2.0	<5.0	<1.0	<1.0	<1.0	<1.0	<1.0	<1.0	<1.0	11.1	0.4 J	<1.0	<1.0	0.31 J	NS	98.7	11.8
MW-4S	1/23/2019		<2.0	<2.0	<2.0	<1.0	<1.0	<5.0	0.4 J	<1.0	<1.0	1.9	<2.0	<10	26.5	<1.0	<2.0	<5.0	<1.0	<1.0	<1.0	<1.0	<1.0	0.47 J	<1.0	32.1	0.59 J	<1.0	0.55 J	1.6 J	NS	38	34.8

Appendix A
Groundwater Analytical Results - February 2003 - December 2024 (µg/L)
Perma-Fix of South Georgia Inc., Valdosta, GA

			Chlorinated and Non-Chlorinated VOCs																							Aromatic/						Total VOCs	
Sample Location	Sample Date	QA/QC Reference	Dibromomethane	Dichlorodifluoromethane (DCDFM) (difluorodichloromethane)	Hexachlorobutadiene	Isopropylbenzene	4-Isopropyltoluene (p-Isopropyltoluene)	Methylene Chloride	Tetrachloroethene (PCE)	Trans-1,2-Dichloroethene	Trans-1,3-Dichloropropene	Trichloroethene (TCE)	Trichlorofluoromethane	Vinyl Acetate	Vinyl Chloride	Bromoform	Bromomethane	Naphthalene	N-Propylbenzene	N-Butylbenzene	Sec-Butylbenzene	Tert-Butylbenzene	Styrene	1,2,4-Trimethylbenzene	1,3,5-Trimethylbenzene	Benzene	Toluene	Ethylbenzene	Methyl Tert-Butyl Ether	Total Xylenes	Heptachlor	Total Chlorinated and Non Chlorinated VOCs1	Total Aromatic/Hydrocarbon VOCs
	Current GW Standard		1 [b]	1 [b]	50 [a]	1 [b]	1 [b]	5 [a]	5 [a]	100 [a]	1 [b]	5 [a]	1 [b]	2 [b]	2 [a]	80 [a]	5 [b]	5 [b]	1 [b]	1 [b]	1 [b]	1 [b]	100 [a]	1 [b]	1 [b]	5 [a]	1000 [a]	700 [a]	5 [b]	10000 [a]	0.4 [a]	---	---
MW-4S	4/24/2019		<2.0	<2.0	<2.0	<1.0	<1.0	<5.0	0.84 J	<1.0	<1.0	2.1	<2.0	<10	51.3	<1.0	<2.0	<5.0	<1.0	<1.0	<1.0	<1.0	<1.0	<0.2	<0.2	1.6	<0.2	<0.3	<0.2	ND	NS	73.3	1.6
MW-4S	7/31/2019		<2.0	<2.0	<2.0	<1.0	<1.0	<5.0	0.71	0.27	<1.0	1.2	<2.0	<10	38.7	<1.0	<2.0	<5.0	<1.0	<1.0	<1.0	<1.0	<1.0	0.38	<1.0	32.3	0.31	<1.0	0.77	2.17	NS	55.9	34.8
MW-4S	10/30/2019		<2.0	<2.0	<2.0	<1.0	<1.0	<5.0	0.32	<1.0	<1.0	0.51	<2.0	<10	21.8	<1.0	<2.0	<5.0	<1.0	<1.0	<1.0	<1.0	<1.0	0.38	<1.0	16.7	0.38	<1.0	0.5	1.29	NS	32.3	18.37
MW-4S	1/23/2020		<2.0	<2.0	<2.0	<1.0	<1.0	<5.0	<1.0	<1.0	<1.0	<1.0	<2.0	<10	10.8	<1.0	<1.0	<5.0	<1.0	<1.0	<1.0	<1.0	<1.0	<1.0	<1.0	8.6	<1.0	<1.0	<1.0	ND	0.035 J	28.87	8.6
MW-4S	1/23/2020	DUP	<2.0	<2.0	<2.0	<1.0	<1.0	<5.0	<1.0	<1.0	<1.0	<1.0	<2.0	<10	11.5	<1.0	<1.0	<5.0	<1.0	<1.0	<1.0	<1.0	<1.0	<1.0	<1.0	8.6	<1.0	<1.0	<1.0	ND	NS	30.35	8.6
MW-4S	4/23/2021		<2.0	<2.0	<2.0	<1.0	<1.0	<5.0	0.98 J	<1.0	<1.0	2.4	<2.0	NS	<1.0	<1.0	<1.0	25.4	<1.0	<1.0	<1.0	<1.0	<1.0	<1.0	<1.0	7.3	1.1	0.37 J	<1.0	0.73 J	NS	39.12	9.49
MW-4S	12/15/2021		<2.0	<2.0	<2.0	<1.0	<1.0	<5.0	<1.0	<1.0	<1.0	1.3	<2.0	<10	0.74 J	<1.0	<5.0	<5.0	<1.0	<1.0	<1.0	<1.0	<1.0	<1.0	<1.0	5.4	<1.0	<1.0	<1.0	ND	NS	4.44	5.4
MW-4S	5/19/2022		<2.0	<2.0	<2.0	<1.0	<1.0	<5.0	<1.0	<1.0	<1.0	2.9	<2.0	<10	<1.0	<1.0	<5.0	<5.0	<1.0	<1.0	<1.0	<1.0	<1.0	<1.0	<1.0	1.8	<1.0	<1.0	<1.0	ND	<0.04	3.7	1.8
MW-4S	11/9/2022		<2.0	<2.0	<2.0	<1.0	<1.0	<5.0	<1.0	<1.0	<1.0	1	<2.0	<10	1.1	<1.0	<5.0	<5.0	<1.0	<1.0	<1.0	<1.0	<1.0	<1.0	<1.0	2.3	<1.0	<1.0	<1.0	ND	NS	3.1	2.3
MW-4S	4/19/2023		<2.0	<2.0	<2.0	<1.0	<1.0	5	1	<1.0	<1.0	<1	<2.0	<10	0.70 J	<1.0	<5.0	<5.0	<1.0	<1.0	<1.0	<1.0	<1.0	<1.0	<1.0	1.1	<1.0	<1.0	<1.0	ND	ND	1.1	1.1
MW-4S	11/9/2023		<2.0	<2.0	<2.0	<1.0	<1.0	5	1	<1.0	<1.0	0.54 J	<2.0	<10	<1.0	<1.0	<5.0	<5.0	<1.0	<1.0	<1.0	<1.0	<1.0	<1.0	<1.0	0.9 J	<1.0	<1.0	<1.0	ND	ND	0.54	0.9
MW-4S	4/30/2024		<1.0	<1.0	<5.0	<1.0	<1.0	<5.0	<1.0	<1.0	<1.0	<1.0	<1.0	<2.0	<1.0	<1.0	<5.0	<5.0	<1.0	<1.0	<1.0	<1.0	<1.0	<1.0	<1.0	<1.0	<1.0	<1.0	<5.0	ND	ND	0	0
MW-4S	12/9/2024		<1.0	<1.0	<5.0	<1.0	<1.0	<5.0	<1.0	<1.0	<1.0	<1.0	<1.0	<2.0	<1.0	<1.0	<5.0	<5.0	<1.0	<1.0	<1.0	<1.0	<1.0	<1.0	<1.0	<1.0	<1.0	<1.0	<5.0	<1.0	<0.049	0.70	0.38
MW-5S	7/20/2006		NS	<0.3	<0.4	0.3	<0.5	<2.0	0.7	<0.2	NA	<0.3	<0.3	NS	4.4	<0.2	<0.6	<0.3	<0.3	<0.3	0.2	NA	<0.1	NS	NS	1.7	<0.2	0.3	NS	NS	NS	5.8	2
MW-5S	8/30/2007		NS	NS	NS	NS	NS	<2.0	<0.3	NS	NA	<0.3	NS	NS	4.4	NS	NS	NS	NS	NS	NS	NA	NS	NS	NS	1.2	<0.3	<0.3	<0.2	ND	NS	4.7	1.2
MW-5S	12/20/2007		NS	<0.3	NS	NS	NS	<0.7	<0.4	<0.4	NA	<0.3	<0.5	NS	2.8	<0.4	<0.5	NS	NS	NS	NS	NA	NS	NS	NS	2.1	<0.28	<0.34	NS	ND	NS	2.8	2.1
MW-5S	3/18/2008		NS	<0.31	NS	NS	NS	1.7	<0.35	<0.41	NA	<0.26	<0.46	NS	3.6	<0.35	<0.45	NS	NS	NS	NS	NA	NS	NS	NS	2.4	0.66	0.52	<0.21	0.42	NS	5.3	4
MW-5S	6/20/2008		NS	<0.31	NS	NS	NS	<0.65	1.3	<0.41	NA	1	<0.46	NS	3.7	<0.35	<0.45	NS	NS	NS	NS	NA	NS	NS	NS	1.4	<0.35	<0.29	<0.21	ND	NS	6.4	1.4
MW-5S	9/22/2008		NS	<0.14	NS	NS	NS	<0.25	<0.32	<0.49	NA	<0.50	<0.45	NS	3	<0.25	<0.48	NS	NS	NS	NS	NA	NS	NS	NS	2.7	<0.35	<0.29	<0.21	ND	NS	3	2.7
MW-5S	12/15/2008		NS	<0.14	<1.5	NS	NS	<0.25	0.88	<0.49	NA	1.2	<0.45	NS	4.4	<0.25	<0.48	NS	NS	NS	NS	NA	NS	NS	NS	0.48	<0.27	<0.2	NS	ND	NS	6.48	0.48
MW-5S	3/30/2009		NS	<0.38	NS	NS	NS	<0.53	<0.36	<0.34	NA	<0.38	<0.28	NS	2.7	<0.71	<0.49	NS	NS	NS	NS	NA	NS	NS	NS	2	2.2	0.72	<0.26	5	NS	2.7	9.92
MW-5S	7/10/2009		NS	<0.75	NS	NS	NS	<0.41	1.5	<0.47	NA	8	<0.57	NS	2.1	<0.22	<0.63	NS	NS	NS	NS	NA	NS	NS	NS	1.4	<0.27	<0.20	<0.38	ND	NS	12.9	1.4
MW-5S	9/30/2009		NS	<0.38	NS	NS	NS	<0.53	<0.36	<0.34	NA	<0.38	<0.28	NS	1.6	<0.71	<0.49	NS	NS	NS	NS	NA	NS	NS	NS	1.7	<0.30	<0.26	0.46	ND	NS	1.6	2.16
MW-5S	12/31/2009	DUP	NS	<0.29	NS	NS	NS	<0.62	<0.21	<0.30	NA	<0.24	<0.20	NS	1.9	<0.33	<0.64	NS	NS	NS	NS	NA	NS	NS	NS	2.1	<0.30	<0.26	0.39	ND	NS	13.9	2.49
MW-5S	12/31/2009		NS	<0.29	NS	NS	NS	<0.62	<0.21	<0.30	NA	<0.24	<0.20	NS	2.6	<0.33	<0.64	NS	NS	NS	NS	NA	NS	NS	NS	2.2	<0.053	<0.10	0.47	ND	NS	5.1	2.67
MW-5S	3/6/2010		NS	<0.091	NS	NS	NS	<0.070	<0.099	<0.11	NA	<0.13	<0.15	NS	2.5	<0.20	<0.28	NS	NS	NS	NS	NA	NS	NS	NS	1.3	<0.43	<0.43	<0.26	ND	NS	2.5	1.3
MW-5S	5/29/2010		NS	<0.75	NS	NS	NS	<0.41	<0.43	<0.47	NA	<0.39	<0.57	NS	1.7	<0.22	<0.63	NS	NS	NS	NS	NA	NS	NS	NS	2	<0.2	0.3	<0.25	ND	NS	1.7	2.3
MW-5S	8/4/2010		NS	<0.67	NS	NS	NS	<2.0	<0.44	<0.34	NA	<0.24	<0.4	NS	2.4	<0.24	<0.78	NS	NS	NS	NS	NA	NS	NS	NS	0.75	<0.2	<0.2	<0.25	ND	NS	2.4	0.75
MW-5S	10/15/2010		NS	<0.67	NS	NS	NS	<2.0	<0.44	<0.34	NA	<0.24	<0.4	NS	1.1	<0.24	<0.78	NS	NS	NS	NS	NA	NS	NS	NS	1.2	<0.20	<0.20	<0.34	ND	NS	1.1	1.2
MW-5S	2/28/2011		NS	<0.50	NS	NS	NS	<2.0	<0.25	<0.35	NA	<0.26	<0.50	NS	1.4	<0.20	<0.50	NS	NS	NS	NS	NA	NS	NS	NS	1	<0.20	0.21	<0.34	ND	NS	1.98	1.21
MW-5S	5/27/2011		NS	<0.50	NS	NS	NS	<2.0	<0.25	<0.35	NA	<0.26	<0.50	NS	1	<0.20	<0.50	NS	NS	NS	NS	NA	NS	NS	NS	1.7	<0.2	0.23	<0.34	ND	NS	1	1.93
MW-5S	8/24/2011		NS	<0.5	NS	NS	NS	<2.0	<0.25	<0.35	NA	<0.26	<0.5	NS	2.2	<0.2	<0.5	NS	NS	NS	NS	NA	NS	NS	NS	0.81	<0.2	<0.2	<0.34	ND	NS	3.3	0.81
MW-5S	11/15/2011		NS	<0.5	NS	NS	NS	<2.0	<0.25	<0.35	NA	0.79	<0.5	NS	1.1	<0.2	<0.5	NS	NS	NS	NS	NA	NS	NS	NS	1.4	<0.2	<0.2	<0.34	ND	NS	1.89	1.4
MW-5S	2/28/2012		NS	<0.5	NS	NS	NS	<2.0	<0.25	<0.35	NA	<0.26	<0.5	NS	1.7	<0.2	<0.5	NS	NS	NS	NS	NA	NS	NS	NS	2	0.25	0.22	<0.34	ND	NS	1.7	2.47
MW-5S	4/23/2012		NS	<0.5	NS	NS	NS	<2.0	<0.25	<0.35	NA	<0.26	<0.5	NS	1.9	<0.2	<0.5	NS	NS	NS	NS	NA	NS	NS	NS	2.3	<0.2	<0.2	<0.34	ND	NS	1.9	2.3
MW-5S	8/20/2012		NS	<0.5	NS	NS	NS	<2.0	<0.25	<0.35	NA	<0.26	<0.5	NS	2.2	<0.2	<0.5	NS	NS	NS	NS	NA	NS	NS	NS	1.4	<0.2	<0.29	<0.21	ND	NS	2.2	1.4
MW-5S	11/14/2012		NS	<0.5	NS	NS	NS	<0.5	<0.32	<0.23	NA	<0.31	<0.5	NS	2.1	<0.34	<0.79	NS	NS	NS	NS	NA	NS	NS	NS	1.7	<0.2	<0.29	0.39	ND	NS	2.48	2.09
MW-5S	3/4/2013		NS	<0.5	NS	NS	NS	<2.0	<0.32	<0.23	NA	<0.31	<0.5	NS	2.7	<0.34	<0.79	NS	NS	NS	NS	NA	NS	NS	NS	1.3	<0.2	<0.29	1.1	ND	NS	3.11	2.4
MW-5S	6/11/2013		NS	<0.5	NS	NS	NS	<2.0	<0.32	<0.23	NA	<0.31	<0.5	NS	1.6	<0.34	<0.79	NS	NS	NS	NS	NA	NS	NS	NS	2.4	<0.2	0.44	3.8	ND	NS	1.98	6.64
MW-5S	8/29/2013		NS	<0.5	NS	NS	NS	<2.0	<0.32	<0.23	NA	<0.31	<0.5	NS	2.8	<0.34	<0.79	NS	NS	NS	NS	NA	NS	NS	NS	0.36	<0.2	<0.29	2.4	ND	NS	3.32	2.76
MW-5S	12/10/2013		NS	<0.5	NS	NS	NS	<2.0	<0.32	<0.23	NA	<0.31	<0.5	NS	<0.44	<0.34	<0.79	NS	NS	NS	NS	NA	NS	NS	NS	2.2	5.2	13.8	22.1	36.1	NS	1	79.4
MW-5S	3/18/2014		NS	<0.33	NS	NS	NS	<2.0	<0.24	<0.34	NA	<0.30	<0.5	NS	2.2	<0.38	<0.54	NS	NS	NS	NS	NA	NS	NS	NS	0.84	0.45	8.5	6.4	2.9	NS	2.97	19.1
MW-5S	6/16/2014		NS	<0.33	NS	NS	NS	<2.0	<0.24	<0.34	NA	<0.30	<0.5	NS	0.65	<0.38	<0.54	NS	NS	NS	NS	NA	NS	0.82	<5.0	0.41	<1.0	2.9	NA	1.7	NS	2.1	3.31
MW-5S	12/7/2014		NS	<2.0	<5.0	0.6	<5.0	<2.0	<1.0	<1.0	NA	<1.0	<1.0	NS	<1.0	<1.0	<2.0	<5.0	<5.0	<5.0	<5.0	NA	<5.0	NS	NS	0.44	<1.0	2.7	2	2	NS	0.6	5.14
MW-5S	3/10/2015		NS	<2.0	NS	NS	NS	<5.0	<1.0	<1.0	NA	<1.0	<2.0	NS	<1.0	<1.0	<2.0	NS	NS	NS	NS	NA	NS	NS	NS	0.68	<1.0	2.7	2.5	2.2	NS	0.59	5.88
MW-5S	6/2/2015		NS	<2.0	NS	NS	NS	<5.0	<1.0	<1.0	<1.0	<1.0	<2.0	NS	0.42	<1.0	<2.0	NS	NS	NS	NS	NA	NS	NS	NS	0.56	<1.0	2.2	2.2	1.9	NS	1	4.96
MW-5S	8/12/2015		NS	<2.0	NS	NS	NS	<5.0	<1.0	<1.0	<1.0	<1.0	<2.0	NS	<1.0	<1.0	<2.0	NS	NS	NS	NS	NA	NS	NS	NS	0.42	<1.0	1.4	1.6	0.79	NS	0	3.42
MW-5S	12/17/2015		NS	<2.0	NS	NS	NS	<5.0	<1.0	<1.0	<1.0	<1.0	<2.0	NS	<1.0	<1.0	<2.0	NS	NS	NS	NS	NA	NS	NS	NS	0.42	<1.0	1.4	1.4	0.62	NS	0	3.22
MW-5S	3/17/2016		NS	<2.0	NS	NS	NS	<5.0	<1.0	<1.0	<1.0	<1.0	<2.0	NS	<1.0	<1.0	<2.0	NS	NS	NS	NS	NA	NS	0.43	0.2	0.43	<1.0	1.4	1.5	0.64	NS	0.63	3.97
MW-5S	6/17/2016		<2.0	<2.0	<2.0	0.45	<1.0	<5.0	<1.0	<1.0	<1.0	0.3	<2.0	<10	<1.0	<1.0	<2.0	<5.0	0.24	<1.0	<1.0	NA	<1.0	0.26	<1.0	0.38	<1.0	1	1.1	0.36	NS	1.25	2.84
MW-5S	9/22/2016	DUP	<2.0	<2.0	<2.0	<1.0	<1.0	<5.0	<1.0	<1.0	<1.0	<1.0	<2.0	<10	<1.0	<1.0	<2.0	<5.0	<1.0	<1.0	<1.0	NA	<1.0	0.3	<1.0	0.42	<1.0	1.1	1.2	0.38	NS	0.3	3.1
MW-5S	9/22/2016		<2.0	<2.0	<2.0	<1.0	<1.0	<5.0	<1.0	<1.0	<1.0	<1.0	<2.0	<10	<1.0	<1.0	<2.0	<5.0	<1.0	<1.0	<1.0	NA	<1.0	0.46	0.27	0.56	<1.0	2.1	1.1	0.51	NS	0.73	4.27
MW-5S	1/19/2017	DUP	<2.0	<2.0	<2.0	0.58	<1.0	<5.0	<1.0	<1.0	<1.0	<1.0	<2.0	<10	<1.0	<1.0	<2.0	<5.0	<1.0	<1.0	<1.0	NA	<1.0	0.46	0.28	0.48	<1.0	2	1	ND	NS	1.32	3.48
MW-5S	1/19/2017		<2.0	<2.0	<2.0	0.57	<1.0	<5.0	<1.0	<1.0	<1.0	<1.0	<2.0	<10	<1.0	<1.0	<2.0	<5.0	0.3	<1.0	<1.0	NA	<1.0	<1.0	<1.0	0.47	<1.0	2	0.98	ND	NS	0.87	3.45
MW-5S	3/22/2017	DUP	<2.0	<2.0	<2.0	0.5	<1.0	<5.0	<1.0	<1.0	<1.0	<1.0	<2.0	<10	<1.0	<1.0	<2.0	<5.0	0.3	<1.0	<1.0	<1.0	<1.0	0.38	<1.0	0.54	<1.0	2.1	1	0.6	NS	1.18	4.24
MW-5S	3/22/2017		<2.0	<2.0	<2.0	0.58	<1.0	<5.0	0.28	<1.0	<1.0	<1.0	<2.0	<10	<1.0	<1.0	<2.0	<5.0	0.37	<1.0	<1.0	<1.0	<1.0	0.38	<1.0	0.65	<1.0	2.5	1.3	ND	NS	2.69	4.45
MW-5S	6/30/2017	DUP	<2.0	<2.0	<2.0	0.73	<1.0	<5.0	0.25	<1.0	<1.0	<1.0	<2.0	<10	<1.0	<1.0	<2.0	<5.0	0.4	<1.0	<1.0	<1.0	<1.0	0.52	0.31	0.63	<1.0	3	1.3	ND	NS	2.21	4.93
MW-5S	6/30/2017		<2.0	<2.0	<2.0	0.95	<1.0	<5.0	<1.0	<1.0	<1.0	<1.0	<2.0	<10	<1.0	<1.0	<2.0	<5.0	0.44	<1.0	0.29	<1.0	<1.0	0.35	<1.0	0.58	<1.0	2.3	1.3	ND	NS	2.03	4.18
MW-5S	9/20/2017		<2.0	<2.0	<2.0	0.77	<1.0	<5.0	<1.0	<1.0	<1.0	<1.0	<2.0	<10	<1.0	<1.0	<2.0	<5.0	0.44	<1.0	<1.0	<1.0	<1.0	<1.0	<1.0	0.46	<1.0	2.5	1.1	ND	NS	1.21	4.06
MW-5S	1/10/2018		<2.0	<2.0	<2.0	0.48	<1.0	<5.0	<1.0	<1.0	<1.0	<1.0	<2.0	<10	<1.0	<1.0	<2.0	<5.0	0.47	<1.0	<1.0	<1.0	<1.0	<1.0	<1.0	0.72	<1.0	2.7	1.3	ND	NS	1.27	4.72
MW-5S	3/13/2018		<2.0	<2.0	<2.0	0.9	<1.0	<5.0	0.24	<1.0	<1.0	<1.0	<2.0	<10	<1.0	<1.0	<2.0	<5.0	0.5	<1.0	0.28	<1.0	<1.0	<1.0	<1.0	0.64 J	<1.0	1.6	1.4	ND	NS	1.92	3.64
MW-5S	6/26/2018	DUP	<2.0	<2.0	<2.0	0.78 J	<1.0	<5.0	<1.0	<1.0	<1.0	<1.0	<2.0	<10	<1.0	<1.0	<2.0	<5.0	0.35 J	<1.0	0.3 J	0.34 J	<1.0	<1.0	<1.0	0.62 J	<1.0	1.3	1.2	ND	NS	1.77	3.12
MW-5S	6/26/2018		<2.0	<2.0	<2.0	0.8 J	<1.0	<5.0	<1.0	<1.0	<1.0	<1.0	<2.0	<10	<1.0	<1.0	<2.0	<5.0	0.34 J	<1.0	0.27 J	<1.0	<1.0	<1.0	<1.0	0.52 J	<1.0	0.67 J	1.1	ND	NS	1.41	2.3
MW-5S	10/17/2018		<2.0	<2.0	<2.0	0.56 J	<1.0	<5.0	<1.0	<1.0	<1.0	<1.0	<2.0	<10	<1.0	<1.0	<2.0	<5.0	<1.0	<1.0	<1.0	<1.0	<1.0	<1.0	<1.0	0.36 J	<1.0	0.47 J	0.63 J	ND	NS	0.56	1.5
MW-5S	1/23/2019		<2.0	<2.0	<2.0	0.4 J	<1.0	<5.0	<1.0	<1.0	<1.0	<1.0	<2.0	<10	<1.0	<1.0	<2.0	<5.0	<1.0	<1.0	<1.0	<1.0	<1.0	<1.0	<1.0	0.49 J	<1.0	0.47 J	0.7 J	ND	NS	0.4	1.7
MW-5S	4/23/2019		<2.0	<2.0	<2.0	0.56 J	<1.0	<5.0	<1.0	<1.0	<1.0	<1.0	<2.0	<10	<1.0	<1.0	<2.0	<5.0	<1.0	<1.0	<1.0	<1.0	<1.0	<10	<10	759	25	73.5	<10	226	NS	0.86	1083.5
MW-5S	7/31/2019		<2.0	<2.0	<2.0	0.43	<1.0	<5.0	<1.0	<1.0	<1.0	<1.0	<2.0	<10	<1.0	<1.0	<2.0	<5.0	<1.0	<1.0	<1.0	<1.0	<1.0	<1.0	<1.0	0.44	<1.0	0.37	0.63	ND	NS	1.23	1.4
MW-5S	10/30/2019		<2.0	<2.0	<2.0	0.4	<1.0	<5.0	<1.0	<1.0	<1.0	<1.0	<2.0	<10	<1.0	<1.0	<2.0	<5.0	<1.0	<1.0	<1.0	<1.0	<1.0	<1.0	<1.0	0.35	<1.0	<1.0	0.52	ND	NS	0.72	0.9
MW-5S	1/23/2020		<2.0	<2.0	<2.0	0.24 J	<1.0	<5.0	<1.0	<1.0	<1.0	<1.0	<2.0	<10	<1.0	<1.0	<1.0	<5.0	<1.0	<1.0	<1.0	<1.0	<1.0	<1.0	<1.0	0.31	<1.0	<1.0	0.52 J	ND	<0.01	0.24	0.8
MW-5S	4/23/2021		<2.0	<2.0	<2.0	0.35 J	<1.0	<5.0	1.2	<1.0	<1.0	<1.0	<2.0	NS	<1.0	<1.0	<2.0	<5.0	<1.0	<1.0	<1.0	<1.0	<1.0	<1.0	<1.0	<1.0	1.5	<1.0	0.47 J	ND	NS	5.53	2
MW-5S	12/15/2021		<2.0	<2.0	<2.0	<1.0	<1.0	<5.0	<1.0	<1.0	<1.0	<1.0	<2.0	<10	<1.0	<1.0	<5.0	<5.0	<1.0	<1.0	<1.0	<1.0	<1.0	<1.0	<1.0	<1.0	<1.0	<1.0	<1.0	ND	NS	0	0

Appendix A
Groundwater Analytical Results - February 2003 - December 2024 (µg/L)
Perma-Fix of South Georgia Inc., Valdosta, GA

			Chlorinated and Non-Chlorinated VOCs																							Aromatic/						Total VOCs	
Sample Location	Sample Date	QA/QC Reference	Dibromomethane	Dichlorodifluoromethane (DCDFM) (difluorodichloromethane)	Hexachlorobutadiene	Isopropylbenzene	4-Isopropyltoluene (p-Isopropyltoluene)	Methylene Chloride	Tetrachloroethene (PCE)	Trans-1,2-Dichloroethene	Trans-1,3-Dichloropropene	Trichloroethene (TCE)	Trichlorofluoromethane	Vinyl Acetate	Vinyl Chloride	Bromoform	Bromomethane	Naphthalene	N-Propylbenzene	N-Butylbenzene	Sec-Butylbenzene	Tert-Butylbenzene	Styrene	1,2,4-Trimethylbenzene	1,3,5-Trimethylbenzene	Benzene	Toluene	Ethylbenzene	Methyl Tert-Butyl Ether	Total Xylenes	Heptachlor	Total Chlorinated and Non Chlorinated VOCs1	Total Aromatic/Hydrocarbon VOCs
Current GW Standard			1 [b]	1 [b]	50 [a]	1 [b]	1 [b]	5 [a]	5 [a]	100 [a]	1 [b]	5 [a]	1 [b]	2 [b]	2 [a]	80 [a]	5 [b]	5 [b]	1 [b]	1 [b]	1 [b]	1 [b]	100 [a]	1 [b]	1 [b]	5 [a]	1000 [a]	700 [a]	5 [b]	10000 [a]	0.4 [a]	---	---
MW-5S	5/18/2022	DUP	<2.0	<2.0	<2.0	0.28 J	<1.0	<5.0	<1.0	<1.0	<1.0	<1.0	<2.0	<10	<1.0	<1.0	<5.0	<5.0	<1.0	<1.0	<1.0	<1.0	<1.0	<1.0	<1.0	<1.0	<1.0	<1.0	0.27 J	ND	NS	0.28	0.3
MW-5S	5/18/2022		<2.0	<2.0	<2.0	0.22 J	<1.0	<5.0	<1.0	<1.0	<1.0	<1.0	<2.0	<10	<1.0	<1.0	<5.0	<5.0	<1.0	<1.0	<1.0	<1.0	<1.0	<1.0	<1.0	<1.0	<1.0	<1.0	0.24 J	ND	NS	0.22	0.2
MW-5S	11/9/2022		<2.0	<2.0	<2.0	<1.0	<1.0	<5.0	<1.0	<1.0	<1.0	<1.0	<2.0	<10	<1.0	<1.0	<5.0	<5.0	<1.0	<1.0	<1.0	<1.0	<1.0	<1.0	<1.0	<1.0	<1.0	<1.0	<1.0	ND	NS	0	0
MW-5S	4/19/2023		<2.0	<2.0	<2.0	0.4	<1.0	<5.0	<1.0	<1.0	<1.0	<1.0	<2.0	<10	<1.0	<1.0	<5.0	<5.0	<1.0	<1.0	<1.0	<1.0	<1.0	<1.0	NS	<1	<1.0	<1.0	0.32	ND	NS	0	0
MW-5S	11/8/2023		<2.0	<2.0	<2.0	0.24 J	<1.0	<5.0	<1.0	<1.0	<1.0	<1.0	<2.0	<10	<1.0	<1.0	<5.0	<5.0	<1.0	<1.0	<1.0	<1.0	<1.0	<1.0	<1.0	<1	<1.0	<1.0	0.32 J	ND	ND	0.24	0.32
MW-5S	11/8/2023		<2.0	<2.0	<2.0	0.24 J	<1.0	<5.0	<1.0	<1.0	<1.0	<1.0	<2.0	<10	<1.0	<1.0	<5.0	<5.0	<1.0	<1.0	<1.0	<1.0	<1.0	<1.0	<1.0	<1	<1.0	<1.0	0.3 J	ND	ND	0.24	0.3
MW-5S	4/30/2024		<1.0	<1.0	<5.0	<1.0	<1.0	<5.0	<1.0	<1.0	<1.0	<1.0	<1.0	<2.0	<1.0	<1.0	<5.0	<5.0	<1.0	<1.0	<1.0	<1.0	<1.0	<1.0	<1.0	<1.0	<1.0	<1.0	<5.0	ND	ND	0.29	0
MW-5S	12/9/2024		<1.0	<1.0	<5.0	<1.0	<1.0	<5.0	<1.0	<1.0	<1.0	<1.0	<1.0	<2.0	<1.0	<1.0	<5.0	<5.0	<1.0	<1.0	<1.0	<1.0	<1.0	<1.0	<1.0	<1.0	<1.0	<1.0	<5.0	<1.0	<0.046	0.47	0
MW-5S	12/9/2024	DUP	<1.0	<1.0	<5.0	<1.0	<1.0	<5.0	<1.0	<1.0	<1.0	<1.0	<1.0	<2.0	<1.0	<1.0	<5.0	<5.0	<1.0	<1.0	<1.0	<1.0	<1.0	<1.0	<1.0	<1.0	<1.0	<1.0	<5.0	<1.0	NS	0.51	0.37
MW-6S	7/20/2006		NS	<15	<20	<5.0	<25	<100	<15	<10	NA	<15	<15	NS	61.5	<10	<30	<15	<15	<15	<10	NA	<5.0	NS	NS	590	21	56	NS	200	NS	202	667
MW-6S	8/30/2007		NS	NS	NS	NS	NS	<10	<1.5	NS	NA	5.5	NS	NS	30	NS	NS	NS	NS	NS	NS	NA	NS	NS	NS	620	24	64	<1.0	210	NS	130.9	922
MW-6S	12/20/2007		NS	<1.6	NS	NS	NS	<3.2	<1.8	<2.0	NA	3.5	<2.3	NS	39	<1.8	<2.2	NS	NS	NS	NS	NA	NS	NS	NS	360	12	37	NS	120	NS	128.1	530
MW-6S	3/18/2008		NS	<1.6	NS	NS	NS	11	<1.8	<2.0	NA	3.2	<2.3	NS	17	<1.8	<2.2	NS	NS	NS	NS	NA	NS	NS	NS	400	11	33	<1.0	62	NS	79.7	534
MW-6S	6/20/2008		NS	<1.6	NS	NS	NS	14	<1.8	<2.0	NA	<1.3	<2.3	NS	18	<1.8	<2.2	NS	NS	NS	NS	NA	NS	NS	NS	320	7.2	24	<0.42	74	NS	82.6	425.2
MW-6S	9/23/2008	DUP	NS	<0.28	NS	NS	NS	<0.50	<0.64	<0.98	NA	3	<0.90	NS	8.9	<0.50	<0.96	NS	NS	NS	NS	NA	NS	NS	NS	320	8.2	26	<1.0	73	NS	43.5	426.2
MW-6S	9/23/2008		NS	<0.7	NS	NS	NS	<1.2	<1.6	<2.4	NA	4.8	<2.2	NS	8.4	<1.2	<2.4	NS	NS	NS	NS	NA	NS	NS	NS	300	11	26	<2.1	14	NS	34	351
MW-6S	12/15/2008		NS	<1.4	<15	NS	NS	20	11	<4.9	NA	15	<4.5	NS	10	<2.5	<4.8	NS	NS	NS	NS	NA	NS	NS	NS	200	6.7	27	NS	90	NS	82.9	324.7
MW-6S	3/30/2009		NS	<1.9	NS	NS	NS	<2.6	<1.8	<1.7	NA	19	<1.4	NS	20	<3.6	<2.4	NS	NS	NS	NS	NA	NS	NS	NS	340	5.6	40	0.34	83	NS	85.2	468.94
MW-6S	7/10/2009		NS	<0.75	NS	NS	NS	<0.41	<0.43	<0.47	NA	8.9	<0.57	NS	5.2	<0.22	<0.63	NS	NS	NS	NS	NA	NS	NS	NS	290	6.9	40	<1.9	110	NS	41.7	447.9
MW-6S	9/30/2009		NS	<1.9	NS	NS	NS	<2.6	<1.8	<1.7	NA	16	<1.4	NS	12	<3.6	<2.4	NS	NS	NS	NS	NA	NS	NS	NS	380	7.9	52	<0.46	110	NS	67.3	551.9
MW-6S	12/10/2009		NS	<0.26	NS	NS	NS	1	<0.62	<0.92	NA	<1.1	<0.82	NS	17	<0.52	<0.88	NS	NS	NS	NS	NA	NS	NS	NS	220	5.4	36	<0.60	86	NS	65.1	346.4
MW-6S	3/6/2010		NS	<0.46	NS	NS	NS	<0.35	<0.50	<0.55	NA	38	<0.75	NS	12	<1.0	<1.4	NS	NS	NS	NS	NA	NS	NS	NS	240	<2.4	11	<1.3	19	NS	90.3	270.6
MW-6S	5/29/2010		NS	<3.8	NS	NS	NS	<2.0	<2.2	<2.4	NA	11	<2.8	NS	14	<1.1	<3.2	NS	NS	NS	NS	NA	NS	NS	NS	261	2.9	16.2	<1.3	28.2	NS	45.4	308.4
MW-6S	8/4/2010		NS	<3.4	NS	NS	NS	<10	<2.2	<1.7	NA	3	<2.0	NS	11.4	<1.2	<3.9	NS	NS	NS	NS	NA	NS	NS	NS	227	2.9	22.2	<1.3	25.2	NS	46.5	277.3
MW-6S	10/15/2010		NS	<3.4	NS	NS	NS	<10	<2.2	<1.7	NA	4.4	<2.0	NS	15.3	<1.2	<3.9	NS	NS	NS	NS	NA	NS	NS	NS	143	4	20.3	<0.34	56.2	NS	54.7	223.5
MW-6S	2/28/2011		NS	<0.50	NS	NS	NS	<2.0	0.29	<0.35	NA	36.2	<0.50	NS	45.2	<0.20	<0.50	NS	NS	NS	NS	NA	NS	NS	NS	153	1.7	7.5	<0.68	9.4	NS	150.01	171.6
MW-6S	5/27/2011		NS	<1.0	NS	NS	NS	<4.0	<0.50	<0.70	NA	27.7	<1.0	NS	34.7	<0.40	<1.0	NS	NS	NS	NS	NA	NS	NS	NS	156	1.9	7.9	<0.68	16.2	NS	118	182
MW-6S	8/24/2011		NS	<1.0	NS	NS	NS	<4.0	0.6	<0.7	NA	32.9	<1.0	NS	37	<0.4	<1.0	NS	NS	NS	NS	NA	NS	NS	NS	118	2.1	6.3	<0.68	16.8	NS	125.1	143.2
MW-6S	11/15/2011		NS	<1.0	NS	NS	NS	6.3	1	<0.7	NA	74.6	<1.0	NS	32.6	<0.4	<1.0	NS	NS	NS	NS	NA	NS	NS	NS	102	1.4	2.6	<0.68	6.8	NS	173.4	112.8
MW-6S	2/28/2012		NS	<1.0	NS	NS	NS	<4.0	<0.5	<0.7	NA	26	<1.0	NS	29.2	<0.4	<1.0	NS	NS	NS	NS	NA	NS	NS	NS	235	3.8	17.3	0.64	32.4	NS	84.85	289.14
MW-6S	4/23/2012		NS	<0.5	NS	NS	NS	<2.0	0.35	<0.35	NA	42.8	<0.5	NS	28.2	<0.2	<0.5	NS	NS	NS	NS	NA	NS	NS	NS	74.9	2.3	8.5	<0.45	27.6	NS	121.1	113.3
MW-6S	8/20/2012		NS	<0.5	NS	NS	NS	<2.0	0.97	<0.35	NA	83.8	<0.5	NS	21.1	<0.2	<0.5	NS	NS	NS	NS	NA	NS	NS	NS	99.4	4.5	17.6	0.45	63.3	NS	154.02	185.25
MW-6S	11/14/2012		NS	<0.5	NS	NS	NS	<2.0	3	<0.23	NA	153	<0.5	NS	35	<0.34	<0.79	NS	NS	NS	NS	NA	NS	NS	NS	141	2.5	5.8	<0.53	22.8	NS	265.64	172.1
MW-6S	3/4/2013		NS	<1.3	NS	NS	NS	<5.0	3.3	<0.57	NA	178	<1.3	NS	27	<0.86	<2.0	NS	NS	NS	NS	NA	NS	NS	NS	80.2	1.2	3.4	<0.53	11.3	NS	281.28	96
MW-6S	6/12/2013		NS	<1.3	NS	NS	NS	<5.0	2	<0.57	NA	111	<1.3	NS	23.2	<0.86	<2.0	NS	NS	NS	NS	NA	NS	NS	NS	232	10.9	45.1	<0.53	141	NS	185.04	429.4
MW-6S	8/28/2013		NS	<1.3	NS	NS	NS	<5.0	<0.80	<0.57	NA	7.3	<1.3	NS	7.8	<0.86	<2.0	NS	NS	NS	NS	NA	NS	NS	NS	101	5.8	19.8	<0.53	59.9	NS	43.9	186.5
MW-6S	12/12/2013		NS	<1.3	NS	NS	NS	<5.0	4.6	<0.57	NA	199	<1.3	NS	36.7	<0.86	<2.0	NS	NS	NS	NS	NA	NS	NS	NS	326	23.6	79.8	<0.5	156	NS	324.2	585.4
MW-6S	3/18/2014		NS	<0.83	NS	NS	NS	<5.0	4.1	<0.86	NA	160	<1.3	NS	183	<0.96	<1.3	NS	NS	NS	NS	NA	NS	NS	NS	258	21.2	54.7	<1.0	146	NS	450.8	480.2
MW-6S	6/17/2014		NS	<1.7	NS	NS	NS	<10	3.5	<1.7	NA	111	<2.5	NS	77.6	<1.9	<2.7	NS	NS	NS	NS	NA	NS	36.8	11.9	316	79.4	105	NA	232	NS	335.9	500.4
MW-6S	12/9/2014		NS	<2.0	<5.0	5.1	1.2	7.3	12.1	0.99	NA	343	<1.0	NS	720	<1.0	<2.0	12.9	2.5	<5.0	0.54	NA	<5.0	NS	NS	131	72.5	63.6	1	192	NS	1444.32	268.1
MW-6S	3/13/2015		NS	<2.0	NS	NS	NS	4.3	14.4	1.2	NA	235	<2.0	NS	561	<1.0	<2.0	NS	NS	NS	NS	NA	NS	NS	NS	184	68.6	49.5	<1.0	140	NS	1066.5	302.1
MW-6S	6/4/2015		NS	<2.0	NS	NS	NS	<50	11.3	<10	<1.0	290	<2.0	NS	1080	<1.0	<2.0	NS	NS	NS	NS	NA	NS	NS	NS	192	84.3	55.8	<10	171	NS	1774.3	332.1
MW-6S	8/15/2015		NS	<20	NS	NS	NS	44.6	17.8	<10	<10	318	<20	NS	958	<10	<20	NS	NS	NS	NS	NA	NS	NS	NS	176	91.6	47.6	<10	157	NS	1822.5	315.2
MW-6S	12/19/2015		NS	<20	NS	NS	NS	22	14.9	<10	<10	237	<20	NS	878	<10	<20	NS	NS	NS	NS	NA	NS	NS	NS	220	101	59.6	<10	196	NS	1439.2	380.6
MW-6S	3/20/2016		NS	<20	NS	NS	NS	<50	13.3	<10	<10	248	<20	NS	869	<10	<20	NS	NS	NS	NS	NA	NS	7	3.7	155	75.4	38.2	<10	131.3	NS	1468.3	399.9
MW-6S	6/16/2016		<20	<20	<20	<10	<10	<50	8.8	<10	<10	124	<20	<100	545	<10	<20	<50	<10	<10	<10	NA	<10	16.1	6.7	167	75.5	49.1	2.6	159.3	NS	951.9	453.5
MW-6S	9/23/2016		<20	<20	<20	<10	<10	<50	9.3	<10	<10	139	<20	<100	286	<10	<20	<50	<10	<10	<10	NA	<10	19.9	8.2	169	83.2	49.6	1.8	155.6	NS	689.4	459.2
MW-6S	1/21/2017		<10	<10	<10	2.3	<5.0	<25	11.5	<5.0	<5.0	221	<10	<50	341	<5.0	<10	6.5	<5.0	<5.0	<5.0	NA	<5.0	25	10.9	179	83.1	51.7	3.2	167.4	NS	861.1	484.4
MW-6S	3/24/2017		<1.0	<2.0	<2.0	3.1	1.2	1.9	11.8	0.67	<1.0	195	<2.0	<10	193	<1.0	<2.0	7.6	1.6	<2.0	<2.0	<2.0	<1.0	21.2	8	159	69.5	44.3	2.6	121.9	NS	798.83	397.3
MW-6S	7/2/2017		<4.0	<4.0	<4.0	2.4	0.86	4.2	13.2	0.84	<2.0	214	<4.0	<20	200	<2.0	<4.0	6.5	1.2	<2.0	<2.0	<2.0	<2.0	39.2	16.4	200	60.6	46.2	3.3	132.8	NS	865.3	442.9
MW-6S	9/21/2017		<5.0	<5.0	<5.0	3.5	1.1	7.9 J	10.8	0.93	<2.5	175	<5.0	<25	214	<2.5	<5.0	7.2	1.8	<2.5	<2.5	<2.5	<2.5	27.6	9.2	124	35.6	28	1.5	56.7	NS	820.03	245.8
MW-6S	1/10/2018		<4.0	<4.0	<20	1.5	0.57	<10	12.4	0.94	<2.0	301	<4.0	<20	130	<2.0	<4.0	3.4	1.1	<2.0	<2.0	<2.0	<2.0	20.2	6.5	92.7	25.8	20.6	1.6	46.6	NS	764.53	187.3
MW-6S	3/14/2018		<4.0	<4.0	<4.0	1.5	0.44	<10	10.7	0.48	<2.0	316	<4.0	<20	79	<2.0	<4.0	4	0.83	<2.0	<2.0	<2.0	<2.0	62.9	26.5	187	59.1	47.2	3.4	109.7	NS	719.39	406.4
MW-6S	6/27/2018		<4.0	<4.0	<4.0	4.5	1.5 J	<10	4.2	1.1 J	<2.0	38.2	<4.0	<20	194	<2.0	<4.0	7.3 J	2.6	<2.0	<2.0	<2.0	<2.0	23.3	7.7	87.6	31.8	20	1.5	50.5	NS	524.02	191.4
MW-6S	10/18/2018		<2.0	<2.0	<2.0	1.8	0.64 J	<5.0	2.9	0.47 J	<1.0	48.1	<2.0	<10	44.8	<1.0	<2.0	2.7 J	1.1	0.27 J	0.3 J	<1.0	<1.0	30.2	9	89.8	24.3	18.8	1.2	40.4	NS	226.72	174.5
MW-6S	1/23/2019		<2.0	<2.0	<2.0	1.7	0.62 J	<5.0	0.91 J	0.49 J	<1.0	12.3	<2.0	<10	39.2	<1.0	<2.0	3.0 J	1.2	<1.0	<1.0	<1.0	<1.0	15.8	4.5	61.7	18.6	12	<1.0	28	NS	140.24	120.3
MW-6S	4/24/2019		<2.0	<2.0	<2.0	0.92 J	0.27 J	<5.0	1.1	0.27 J	<1.0	17.2	<2.0	<10	26.4	<1.0	<2.0	1.6 J	0.56 J	<1.0	<1.0	<1.0	<1.0	<10	<10	179	2400	224	<10	1164	NS	98.1	3967
MW-6S	7/31/2019		<2.0	<2.0	<2.0	<1.0	0.31	<5.0	2.1	<1.0	<1.0	41.6	<2.0	<10	16.6	<1.0	<2.0	2.1	0.66	<1.0	<1.0	<1.0	<1.0	14.7	2.9	48.7	10.8	8.4	<1.0	16.3	NS	133.26	84.2
MW-6S	10/30/2019		<2.0	<2.0	<2.0	1	0.38	<5.0	2.3	<1.0	<1.0	46.4	<2.0	<10	22.3	<1.0	<2.0	2.5	0.75	<1.0	<1.0	<1.0	<1.0	11.3	1.3	46.4	8.1	7.8	0.79	13.7	NS	147.24	76.79
MW-6S	10/30/2019	DUP	<2.0	<2.0	<2.0	1.3	0.4	<5.0	1.7	<1.0	<1.0	35.5	<2.0	<10	16.7	<1.0	<2.0	2.5	0.92	<1.0	<1.0	<1.0	<1.0	14.1	1.8	52.9	9.7	9.1	0.97	16	NS	123.76	88.67
MW-6S	1/23/2020		<2.0	<2.0	<2.0	0.58	<1.0	<5.0	5	<1.0	<1.0	83.2	<2.0	<10	56	<1.0	<1.0	1.8 J	0.34 J	<1.0	<1.0	<1.0	<1.0	5.3	0.97	50.7	2.4	3.6	0.43 J	5.5	NS	359.15	62.63
MW-6S	10/22/2020		<2.0	<2.0	<2.0	0.55 J	<1.0	<5.0	2.3	<1.0	<1.0	55.1	<2.0	<10	17.8	<1.0	<2.0	1.1 J	0.43 J	<1.0	<1.0	<1.0	<1.0	7.1	2	40.7	2.4	3.2	0.47 J	6.8	NS	141	53.6
MW-6S	12/15/2021		<2.0	<2.0	<2.0	0.31 J	<1.0	<5.0	<1.0	<1.0	<1.0	2	<2.0	<10	2.3	<1.0	<5.0	<5.0	0.35 J	<1.0	<1.0	<1.0	<1.0	5.4	1.3	22.2	1.8	2.4	0.37 J	4.5	NS	23	31.3
MW-6S	11/9/2022		<2.0	<2.0	<2.0	0.43 J	<1.0	<5.0	0.82 J	<1.0	<1.0	24.2	<2.0	<10	13.1	<1.0	<5.0	1.4 J	0.3 J	<1.0	<1.0	<1.0	<1.0	2.7	0.28 J	19.3	0.56 J	1.4	<1.0	3.1	NS	77	24.4
MW-6S	12/13/2023		<2.0	<2.0	<2.0	0.44 J	<1.0	<5.0	1	<1.0	<1.0	3.1	<2.0	<10	5	<1.0	<5.0	<5.0	0.31 J	<1.0	<1.0	<1.0	<1.0	3.4	0.67 J	13.2	0.6 J	1.1	<1.0	2.67	ND	25	18
MW-6S	12/10/2024		<1.0	<1.0	<5.0	<1.0	<1.0	<5.0	<1.0	<1.0	<1.0	3.2	<1.0	<2.0	8.4	<1.0	<5.0	<5.0	<1.0	<1.0	<1.0	<1.0	<1.0	3.7	<1.0	11	<1.0	1.2	<5.0	2.1	<0.052	24	15
MW-6S	12/10/2024	DUP	<1.0	<1.0	<5.0	<1.0	<1.0	<5.0	<1.0	<1.0	<1.0	2.8	<1.0	<2.0	4.2	<1.0	<5.0	<5.0	<1.0	<1.0	<1.0	<1.0	<1.0	3.7	<1.0	10	<1.0	1.4	<5.0	2.3	NS	18	14
MW-7S	7/20/2006		NS	<15	<20	<5.0	<25	<100	28.5	<10	NA	274	<15	NS	523	<10	<30	<15	<15	<15	<10	NA	<5.0	NS	NS	270	2100	210	NS	NS	NS	5743.5	2580
MW-7S	8/30/2007		NS	NS	NS	NS	NS	<100	34	NS	NA	380	NS	NS	600	NS	NS	NS	NS	NS	NS	NA	NS	NS	NS	210	1300	140	<2.1	690	NS	1442	2340
MW-7S	12/20/2007		NS	<3.1	NS	NS	NS	<6.5	49	<4.1	NA	200	<4.6	NS	710	<3.5	<4.5	NS	NS	NS	NS	NA	NS	NS	NS	280	2700	270	NS	1400	NS	1323	4600
MW-7S	3/18/2008		NS	<16	NS	NS	NS	110	42	<20	NA	170	<23	NS	530	<18	<22	NS	NS	NS	NS	NA	NS	NS	NS	450	3200	340	<4.2	1300	NS	1237	5700

Appendix A
Groundwater Analytical Results - February 2003 - December 2024 (µg/L)
Perma-Fix of South Georgia Inc., Valdosta, GA

			Chlorinated and Non-Chlorinated VOCs																							Aromatic/						Total VOCs	
Sample Location	Sample Date	QA/QC Reference	Dibromomethane	Dichlorodifluoromethane (DCDFM) (difluorodichloromethane)	Hexachlorobutadiene	Isopropylbenzene	4-Isopropyltoluene (p-Isopropyltoluene)	Methylene Chloride	Tetrachloroethene (PCE)	Trans-1,2-Dichloroethene	Trans-1,3-Dichloropropene	Trichloroethene (TCE)	Trichlorofluoromethane	Vinyl Acetate	Vinyl Chloride	Bromoform	Bromomethane	Naphthalene	N-Propylbenzene	N-Butylbenzene	Sec-Butylbenzene	Tert-Butylbenzene	Styrene	1,2,4-Trimethylbenzene	1,3,5-Trimethylbenzene	Benzene	Toluene	Ethylbenzene	Methyl Tert-Butyl Ether	Total Xylenes	Heptachlor	Total Chlorinated and Non Chlorinated VOCs1	Total Aromatic/Hydrocarbon VOCs
	Current GW Standard		1 [b]	1 [b]	50 [a]	1 [b]	1 [b]	5 [a]	5 [a]	100 [a]	1 [b]	5 [a]	1 [b]	2 [b]	2 [a]	80 [a]	5 [b]	5 [b]	1 [b]	1 [b]	1 [b]	1 [b]	100 [a]	1 [b]	1 [b]	5 [a]	1000 [a]	700 [a]	5 [b]	10000 [a]	0.4 [a]	---	---
MW-7S	6/20/2008		NS	<6.2	NS	NS	NS	62	21	<8.2	NA	53	<9.2	NS	420	<7.0	<9.0	NS	NS	NS	NS	NA	NS	NS	NS	<14	1900	<14	<10	690	NS	869	2600
MW-7S	9/16/2008		NS	<14	NS	NS	NS	<12	63	<24	NA	280	<22	NS	1100	<12	<24	NS	NS	NS	NS	NA	NS	NS	NS	280	2000	200	<10	650	NS	1943	3130
MW-7S	12/15/2008		NS	<7.0	<75	NS	NS	110	86	<24	NA	260	<22	NS	600	<12	<24	NS	NS	NS	NS	NA	NS	NS	NS	110	790	89	NS	430	NS	1400	1429
MW-7S	3/30/2009		NS	<7.6	NS	NS	NS	<11	13	<6.8	NA	120	<5.6	NS	360	<14	<9.8	NS	NS	NS	NS	NA	NS	NS	NS	150	1400	200	<2.6	880	NS	670	2630
MW-7S	7/10/2009		NS	<7.5	NS	NS	NS	<4.1	47	<4.7	NA	430	<5.7	NS	300	<2.2	<6.3	NS	NS	NS	NS	NA	NS	NS	NS	95	820	110	<7.6	470	NS	1023.3	1495
MW-7S	9/30/2009		NS	<7.6	NS	NS	NS	<11	13	<6.8	NA	200	<5.6	NS	430	<14	<9.8	NS	NS	NS	NS	NA	NS	NS	NS	38	420	56	<4.6	280	NS	1106.4	790
MW-7S	12/10/2009		NS	<2.6	NS	NS	NS	<4.6	<6.2	<9.2	NA	<11	<8.2	NS	430	<5.2	<8.8	NS	NS	NS	NS	NA	NS	NS	NS	78	1100	170	<2.4	840	NS	595	2188
MW-7S	3/6/2010		NS	<1.8	NS	NS	NS	<1.4	16	<2.2	NA	130	<3.0	NS	1400	<4.0	<5.6	NS	NS	NS	NS	NA	NS	NS	NS	110	950	130	<2.6	630	NS	2237	1820
MW-7S	5/29/2010		NS	<7.5	NS	NS	NS	<4.1	<8	<4.7	NA	110	<5.7	NS	420	<2.2	<6.3	NS	NS	NS	NS	NA	NS	NS	NS	65.1	355	72.5	<2.5	178	NS	931	670.2
MW-7S	8/4/2010		NS	<6.7	NS	NS	NS	<20	6.9	<3.4	NA	36.1	<4.0	NS	301	<2.4	<7.8	NS	NS	NS	NS	NA	NS	NS	NS	106	887	141	<2.5	510	NS	724.8	1643
MW-7S	10/15/2010		NS	<6.7	NS	NS	NS	<20	8.3	<3.4	NA	22.1	<4.0	NS	639	<2.4	<7.8	NS	NS	NS	NS	NA	NS	NS	NS	84.3	712	125	<3.4	560	NS	1317.2	1482.3
MW-7S	2/28/2011		NS	<5.0	NS	NS	NS	27.3	7.3	<3.5	NA	64.6	<5.0	NS	741	<2.0	<5.0	NS	NS	NS	NS	NA	NS	NS	NS	123	577	119	<3.4	367	NS	1238.3	1186
MW-7S	5/27/2011		NS	<5.0	NS	NS	NS	<20.0	8.1	<3.5	NA	131	<5.0	NS	385	<2.0	<5.0	NS	NS	NS	NS	NA	NS	NS	NS	194	584	144	<3.4	613	NS	907.8	1535
MW-7S	8/24/2011		NS	<5.0	NS	NS	NS	<20	2.5	<3.5	NA	33.5	<5.0	NS	261	<2.0	<5.0	NS	NS	NS	NS	NA	NS	NS	NS	103	511	104	<3.4	478	NS	603.3	1196
MW-7S	11/15/2011		NS	<5.0	NS	NS	NS	21.5	4.2	<3.5	NA	44.9	<5.0	NS	391	<2.0	<5.0	NS	NS	NS	NS	NA	NS	NS	NS	72.2	611	98.6	<3.4	435	NS	742.2	1216.8
MW-7S	2/28/2012		NS	<5.0	NS	NS	NS	<20	8.6	<3.5	NA	34.4	<5.0	NS	318	<2.0	<5.0	NS	NS	NS	NS	NA	NS	NS	NS	144	649	167	<1.7	729	NS	603.4	1689
MW-7S	4/23/2012		NS	<2.5	NS	NS	NS	12.5	8	<1.8	NA	71.5	<2.5	NS	297	<1.0	<2.5	NS	NS	NS	NS	NA	NS	NS	NS	112	976	161	<1.7	719	NS	683.2	1968
MW-7S	8/20/2012		NS	<2.5	NS	NS	NS	<10	10.8	<1.8	NA	85.1	<2.5	NS	970	<1.0	<2.5	NS	NS	NS	NS	NA	NS	NS	NS	103	556	123	<1.1	567	NS	1505.9	1348
MW-7S	11/14/2012		NS	<2.5	NS	NS	NS	<10	8.4	<1.1	NA	146	<2.5	NS	337	<1.7	<3.9	NS	NS	NS	NS	NA	NS	NS	NS	84	802	128	<2.1	625	NS	917.3	1639
MW-7S	3/4/2013		NS	<5.0	NS	NS	NS	<20	8.8	<2.3	NA	60.6	<5.0	NS	385	<3.4	<7.9	NS	NS	NS	NS	NA	NS	NS	NS	99.2	672	116	<2.1	553	NS	759.5	1440.2
MW-7S	6/12/2013		NS	<5.0	NS	NS	NS	<20	7	<2.3	NA	65.6	<5.0	NS	450	<3.4	<7.9	NS	NS	NS	NS	NA	NS	NS	NS	89.5	1210	149	<2.1	661	NS	840.6	2109.5
MW-7S	8/28/2013		NS	<5.0	NS	NS	NS	<20	11.4	<2.3	NA	98.4	<5.0	NS	768	<3.4	<7.9	NS	NS	NS	NS	NA	NS	NS	NS	79.4	277	87.9	0.46	233	NS	1314.5	678.56
MW-7S	12/13/2013		NS	<0.5	NS	NS	NS	<2.0	12.4	0.51	NA	95.9	<0.5	NS	193	<0.34	<0.79	NS	NS	NS	NS	NA	NS	NS	NS	268	697	165	1.8	506	NS	486.81	1637.8
MW-7S	3/19/2014		NS	<1.7	NS	NS	NS	12.8	35.3	<1.7	NA	30.9	<2.5	NS	133	<1.9	<2.7	NS	NS	NS	NS	NA	NS	NS	NS	128	556	77.5	<2.0	267	NS	340.4	1028.8
MW-7S	6/17/2014		NS	<3.3	NS	NS	NS	<20	11.2	<3.4	NA	38.3	<5.0	NS	376	<3.8	<5.4	NS	NS	NS	NS	NA	NS	4	<25	222	749	96	NA	311	NS	576.3	1067
MW-7S	12/9/2014		NS	<10	<25	2.4	<25	<10	60	<5.0	NA	38.6	<5.0	NS	1170	<5.0	<10	<25	<25	<25	<25	NA	<25	NS	NS	146	422	54.8	2	169	NS	1487.6	624.8
MW-7S	3/14/2015		NS	<10	NS	NS	NS	<25	40.6	<5.0	NA	32.7	<10	NS	507	<5.0	<10	NS	NS	NS	NS	NA	NS	NS	NS	164	523	60.9	<10	211	NS	785.8	747.9
MW-7S	6/5/2015		NS	<20	NS	NS	NS	<50	37.2	<10	<10	42.6	<20	NS	673	<10	<20	NS	NS	NS	NS	NA	NS	NS	NS	145	421	50.4	2.7	166	NS	1029.6	619.1
MW-7S	8/15/2015		NS	<10	NS	NS	NS	23.8	47.6	<5.0	<5.0	47.8	<10	NS	489	<5.0	<10	NS	NS	NS	NS	NA	NS	NS	NS	115	389	52.3	1.9	207	NS	862.6	558.2
MW-7S	12/19/2015	DUP	NS	<2.0	NS	NS	NS	<5.0	25.4	0.72	<1.0	44.4	<2.0	NS	399	<1.0	<2.0	NS	NS	NS	NS	NA	NS	NS	NS	123	380	45.5	1.9	170	NS	669.42	550.4
MW-7S	12/19/2015		NS	<10	NS	NS	NS	<25	21.4	<5.0	<5.0	37.9	<10	NS	404	<5.0	<10	NS	NS	NS	NS	NA	NS	NS	NS	95.9	240	39.2	1.7	131	NS	653.6	376.8
MW-7S	3/20/2016	DUP	NS	<2.0	NS	NS	NS	<5.0	23.5	0.69	<1.0	37.1	<2.0	NS	469	<1.0	<2.0	NS	NS	NS	NS	NA	NS	NS	NS	97	258	36.3	1.9	114	NS	760.81	393.2
MW-7S	3/20/2016		NS	<10	NS	NS	NS	<25	22.4	<5.0	<5.0	33.9	<10	NS	398	<5.0	<10	NS	NS	NS	NS	NA	NS	1.4	<5.0	70.6	120	24.1	1.7	72.3	NS	660	288.7
MW-7S	6/17/2016		<10	<10	<10	<5.0	<5.0	<25	27.3	<5.0	<5.0	26.3	<10	<50	329	<5.0	<10	<25	<5.0	<5.0	<5.0	NA	<5.0	1.5	<5.0	67.1	73.3	27.7	1.8	90.2	NS	568	260.1
MW-7S	9/23/2016		<10	<10	<10	<5.0	<5.0	<25	17.1	<5.0	<5.0	24	<10	<50	296	<5.0	<10	<25	<5.0	<5.0	<5.0	NA	<5.0	1.8	<5.0	93.2	34.2	34.9	1.5	116.8	NS	497	280.6
MW-7S	1/23/2017		<10	<10	<10	<5.0	<5.0	<25	12.5	<5.0	<5.0	18.1	<10	<50	304	<5.0	<10	<25	<5.0	<5.0	<5.0	NA	<5.0	2.2	0.81	83.3	20.8	29.2	1.7	93.4	NS	453.81	228.4
MW-7S	3/25/2017		<1.0	<2.0	<2.0	0.78	<2.0	<2.0	12.2	0.51	<1.0	16	<2.0	<10	191	<1.0	<2.0	<5.0	0.42	<2.0	<2.0	<2.0	<1.0	1.1	<2.0	74.6	11.1	21	1.5	47.7	NS	334.17	155.9
MW-7S	7/2/2017		<4.0	<4.0	<4.0	0.6	<2.0	<10	14.9	0.81	<2.0	7.4	<4.0	<20	110	<2.0	<4.0	<10	<2.0	<2.0	<2.0	<2.0	<2.0	2.6	1.2	94.1	29.9	42.3	1.9	140.8	NS	216.31	309
MW-7S	9/22/2017	DUP	<2.0	<2.0	<2.0	1.4	0.64	<5.0	9.9	0.65	<1.0	23.6	<2.0	<10	181	<1.0	<2.0	1.3	0.55	<1.0	<1.0	<1.0	<1.0	2.7	1.2	104	29.9	42.9	2	143.6	NS	425.64	322.4
MW-7S	9/22/2017		<2.0	<2.0	<2.0	1.4	0.66	<5.0	9.8	0.69	<1.0	23.6	<2.0	<10	188	<1.0	<2.0	1.4	0.55	<1.0	<1.0	<1.0	<1.0	1.4	0.52	87.5	15.3	24.2	1.4	75.6	NS	421.1	204
MW-7S	1/11/2018		<2.0	<2.0	<2.0	0.79	0.4	<5.0	5.5	0.72	<1.0	21.7	<2.0	<10	209	<1.0	<2.0	<5.0	0.31	<1.0	<1.0	<1.0	<1.0	0.84	<2.0	72.4	9.9	19.2	1.3	58	NS	438.73	160.8
MW-7S	3/15/2018	DUP	<4.0	<4.0	<4.0	0.64	<2.0	<10	7.9	0.72	<2.0	19.5	<4.0	<20	197	<2.0	<4.0	<10	<2.0	<2.0	<2.0	<2.0	<2.0	0.81	<2.0	67.3	9.6	18.4	1.2	53.7	NS	375.97	150.2
MW-7S	3/15/2018		<4.0	<4.0	<4.0	0.65	<2.0	<10	8	0.68	<2.0	17.7	<4.0	<20	192	<2.0	<4.0	<10	<2.0	<2.0	<2.0	<2.0	<2.0	1.3	0.61	73.6	8.8	21.8	1.4	70.9	NS	357.64	176.5
MW-7S	6/27/2018		<2.0	<2.0	<2.0	0.99 J	0.37 J	<5.0	9	0.82 J	<1.0	6.1	<2.0	<10	90.7	<1.0	<2.0	1.2 J	<1.0	<1.0	<1.0	<1.0	<1.0	2.2	0.79	80.2	25.5	22.9	1.6	78.5	NS	160.89	208.7
MW-7S	10/18/2018	DUP	<2.0	<2.0	<2.0	1.4	0.47 J	<5.0	4.1	0.8 J	<1.0	22.3	<2.0	<10	243	<1.0	<2.0	2.0 J	0.33 J	<1.0	<1.0	<1.0	<1.0	1.9	0.78	77	24.5	21.4	1.5	73.5	NS	484.57	197.9
MW-7S	10/18/2018		<2.0	<2.0	<2.0	1.3	0.59 J	<5.0	4.1	0.74 J	<1.0	21.9	<2.0	<10	221	<1.0	<2.0	1.7 J	0.35 J	<1.0	<1.0	<1.0	<1.0	0.35 J	<1.0	35.7	5.9	5.9	0.97 J	14.6	NS	440.89	63.1
MW-7S	1/23/2019		<2.0	<2.0	<2.0	0.36 J	<1.0	3.5 J	7.9	0.63 J	<1.0	10.8	<2.0	<10	88.1	<1.0	<2.0	<5.0	<1.0	<1.0	<1.0	<1.0	<1.0	<1.0	<1.0	25.1	3.5	2.8	0.56 J	5.1	NS	237.93	37.1
MW-7S	4/24/2019		<2.0	<2.0	<2.0	<1.0	<1.0	<5.0	5.2	0.64 J	<1.0	8.5	<2.0	<10	64	<1.0	<2.0	<5.0	<1.0	<1.0	<1.0	<1.0	<1.0	<1.0	<1.0	887	9330	581	<20	2772	NS	146.74	13570
MW-7S	7/31/2019		<2.0	<2.0	<2.0	<1.0	<1.0	<5.0	3.1	0.73	<1.0	6.9	<2.0	<10	52.2	<1.0	<2.0	<5.0	<1.0	<1.0	<1.0	<1.0	<1.0	<1.0	<1.0	26.6	6.5	3.3	0.72	7.5	NS	111.07	44.6
MW-7S	10/31/2019		<2.0	<2.0	<2.0	<1.0	<1.0	<5.0	3.1	0.36	<1.0	13.1	<2.0	<10	72.5	<1.0	<2.0	<5.0	<1.0	<1.0	<1.0	<1.0	<1.0	<1.0	<1.0	18.3	2.3	2	<1.0	5.5	NS	153.17	28.1
MW-7S	1/23/2020		<2.0	<2.0	<2.0	<1.0	<1.0	<5.0	3.2	0.4 J	<1.0	9.9	<2.0	<10	69.4	<1.0	<2.0	<5.0	<1.0	<1.0	<1.0	<1.0	<1.0	<1.0	<1.0	14.2	1.2	1	<1.0	2.4	NS	210.73	18.8
MW-7S	10/22/2020	DUP	<2.0	<2.0	<2.0	<1.0	<1.0	<5.0	3	0.47 J	<1.0	10.5	<2.0	<10	222	<1.0	<2.0	<25	<1.0	<1.0	<1.0	<1.0	<1.0	<1.0	<1.0	16.7	2.1	1.1	<1.0	4.72	NS	404	24.6
MW-7S	10/22/2020		<2.0	<2.0	<2.0	<1.0	<1.0	<5.0	3.2	0.51 J	<1.0	10.5	<2.0	<10	234	<1.0	<2.0	<25	<1.0	<1.0	<1.0	<1.0	<1.0	<1.0	<1.0	16.8	2	1.1	<1.0	4.51	NS	412	24.4
MW-7S	12/15/2021	DUP	<5.0	<5.0	<5.0	<2.5	<2.5	<13	1.3 J	<2.5	<2.5	22.5	<5.0	<25	172	<2.5	<13	<13	<2.5	<2.5	<2.5	<2.5	<2.5	<2.5	<2.5	8.7	3.2	<2.5	<2.5	9.9 J	NS	386	21.8
MW-7S	12/15/2021		<5.0	<5.0	<5.0	<2.5	<2.5	<13	1.9 J	<2.5	<2.5	21.4	<5.0	<25	128	<2.5	<13	<13	<2.5	<2.5	<2.5	<2.5	<2.5	<2.5	<2.5	8.6	3.6	2 J	<2.5	13.7 J	NS	317	27.9
MW-7S	11/9/2022		<5.0	<5.0	<5.0	<2.5	<2.5	<13	0.7 J	<2.5	<2.5	5.2	<5.0	<25	96.4	<2.5	<13	<13	<2.5	<2.5	<2.5	<2.5	<2.5	<2.5	<2.5	3.5	<2.5	<2.5	<2.5	0.9 J	NS	173	4.4
MW-7S	12/13/2023		<2.0	<2.0	<2.0	<1.0	<1.0	<5.0	1.3	<1.0	<1.0	1.3	<2.0	<10	89.6	<1.0	<1.0	<5.0	<1.0	<1.0	<1.0	<1.0	<1.0	<1.0	<1.0	3.7	1.6	0.47 J	<1.0	1.17	ND	132	6.9
MW-7S	12/10/2024		<5.0	<5.0	<25	<5.0	<5.0	620	12	<5.0	<5.0	200	<10	<10	930	<5.0	<25	<25	<5.0	<5.0	<5.0	<5.0	<5.0	<5.0	<5.0	20	71	<5.0	<25	19	<0.047	3520	115
MW-8S	7/26/2006		NS	<30	<40	<10	<50	323000	2940	52	NA	32400	<30	NS	17600	<20	<60	<30	<30	<30	<20	NA	<10	NS	NS	16	120	9	NS	37	NS	385616	145
MW-8S	8/30/2007		NS	NS	NS	NS	NS	1500	15	NS	NA	290	NS	NS	54	NS	NS	NS	NS	NS	NS	NA	NS	NS	NS	1900	17000	1000	<10	4600	NS	1997.5	24480
MW-8S	12/20/2007		NS	<16	NS	NS	NS	220000	1700	38	NA	38000	<23	NS	7900	<18	<22	NS	NS	NS	NS	NA	NS	NS	NS	2400	19000	<1700	NS	4600	NS	287039	26100
MW-8S	3/18/2008		NS	<1600	NS	NS	NS	260000	2800	<2000	NA	45000	<2300	NS	4400	<1800	<2200	NS	NS	NS	NS	NA	NS	NS	NS	2900	21000	1400	<420	4000	NS	334300	30500
MW-8S	6/20/2008		NS	<620	NS	NS	NS	270000	5100	<820	NA	52000	<920	NS	6300	<700	<900	NS	NS	NS	NS	NA	NS	NS	NS	1300	14000	920	<420	1700	NS	365300	17920
MW-8S	9/23/2008		NS	<280	NS	NS	NS	280000	1700	<980	NA	24000	<900	NS	3700	<500	<960	NS	NS	NS	NS	NA	NS	NS	NS	1200	10000	1700	<520	ND	NS	330700	12900
MW-8S	12/15/2008		NS	<350	<3800	NS	NS	96000	3400	<1200	NA	14000	<1100	NS	2800	<620	<1200	NS	NS	NS	NS	NA	NS	NS	NS	<500	11000	<500	NS	1800	NS	128100	12800
MW-8S	3/30/2009		NS	<950	NS	NS	NS	130000	1600	<850	NA	18000	<700	NS	3800	<1800	<1200	NS	NS	NS	NS	NA	NS	NS	NS	600	7600	410	<5.2	1990	NS	164500	10600
MW-8S	7/10/2009		NS	<15	NS	NS	NS	75000	1200	<9.4	NA	15000	<11	NS	3300	<4.4	<13	NS	NS	NS	NS	NA	NS	NS	NS	720	7400	420	<0.26	1840	NS	101502	10380
MW-8S	7/10/2009		NS	<0.75	NS	NS	NS	49000	1300	170	NA	12000	0.76	NS	1300	<0.22	<0.63	NS	NS	NS	NS	NA	NS	NS	NS	570	5000	430	<380	1200	NS	68797.46	7200
MW-8S	9/30/2009		NS	<380	NS	NS	NS	48000	1300	<340	NA	9300	<280	NS	2300	<710	<490	NS	NS	NS	NS	NA	NS	NS	NS	<540	2000	<560	<460	1200	NS	65390	3200
MW-8S	12/10/2009		NS	<260	NS	NS	NS	16000	<620	<920	NA	1400	<820	NS	<1200	<520	<880	NS	NS	NS	NS	NA	NS	NS	NS	260	2300	220	<24	810	NS	17400	3590
MW-8S	3/6/2010		NS	<18	NS	NS	NS	17000	200	<22	NA	460	<30	NS	1600	<40	<56	NS	NS	NS	NS	NA	NS	NS	NS	300	2400	210	<52	770	NS	21510	3540

Appendix A
Groundwater Analytical Results - February 2003 - December 2024 (µg/L)
Perma-Fix of South Georgia Inc., Valdosta, GA

			Chlorinated and Non-Chlorinated VOCs																							Aromatic/						Total VOCs	
Sample Location	Sample Date	QA/QC Reference	Dibromomethane	Dichlorodifluoromethane (DCDFM) (difluorodichloromethane)	Hexachlorobutadiene	Isopropylbenzene	4-Isopropyltoluene (p-Isopropyltoluene)	Methylene Chloride	Tetrachloroethene (PCE)	Trans-1,2-Dichloroethene	Trans-1,3-Dichloropropene	Trichloroethene (TCE)	Trichlorofluoromethane	Vinyl Acetate	Vinyl Chloride	Bromoform	Bromomethane	Naphthalene	N-Propylbenzene	N-Butylbenzene	Sec-Butylbenzene	Tert-Butylbenzene	Styrene	1,2,4-Trimethylbenzene	1,3,5-Trimethylbenzene	Benzene	Toluene	Ethylbenzene	Methyl Tert-Butyl Ether	Total Xylenes	Heptachlor	Total Chlorinated and Non Chlorinated VOCs1	Total Aromatic/Hydrocarbon VOCs
	Current GW Standard		1 [b]	1 [b]	50 [a]	1 [b]	1 [b]	5 [a]	5 [a]	100 [a]	1 [b]	5 [a]	1 [b]	2 [b]	2 [a]	80 [a]	5 [b]	5 [b]	1 [b]	1 [b]	1 [b]	1 [b]	100 [a]	1 [b]	1 [b]	5 [a]	1000 [a]	700 [a]	5 [b]	10000 [a]	0.4 [a]	---	---
MW-8S	5/29/2010		NS	<150	NS	NS	NS	20000	270	<94	NA	730	<110	NS	2900	<44	<130	NS	NS	NS	NS	NA	NS	NS	NS	306	2850	239	<50	900	NS	26580	4295
MW-8S	8/4/2010		NS	<130	NS	NS	NS	30600	614	<68	NA	1570	<80	NS	3070	<48	<160	NS	NS	NS	NS	NA	NS	NS	NS	266	2670	266	<63	931	NS	38976	4134
MW-8S	10/15/2010		NS	<170	NS	NS	NS	16300	555	<85	NA	1340	<100	NS	3540	<60	<200	NS	NS	NS	NS	NA	NS	NS	NS	224	2180	231	<34	848	NS	24808	3484
MW-8S	2/28/2011		NS	<50	NS	NS	NS	5310	181	<35	NA	444	<50	NS	3890	<20	<50	NS	NS	NS	NS	NA	NS	NS	NS	229	2150	184	<34	754	NS	12095,6	3318
MW-8S	5/27/2011		NS	<50	NS	NS	NS	8520	183	<35	NA	428	<50	NS	3940	<20	<50	NS	NS	NS	NS	NA	NS	NS	NS	332	2570	279	<34	1010	NS	14993,4	4189
MW-8S	8/24/2011		NS	<50	NS	NS	NS	17600	515	<35	NA	1710	<50	NS	6150	<20	<50	NS	NS	NS	NS	NA	NS	NS	NS	232	2150	216	<34	777	NS	29309	3375
MW-8S	11/15/2011		NS	<50	NS	NS	NS	7770	311	<35	NA	730	<50	NS	4220	<20	<50	NS	NS	NS	NS	NA	NS	NS	NS	166	1430	138	<17	532	NS	14739	2266
MW-8S	2/28/2012		NS	<25	NS	NS	NS	3240	88	<18	NA	215	<25	NS	1940	<10	<25	NS	NS	NS	NS	NA	NS	NS	NS	283	2020	220	<8,5	871	NS	6609	3394
MW-8S	4/23/2012		NS	<13	NS	NS	NS	2100	115	<8,8	NA	359	<13	NS	3430	<5,0	<13	NS	NS	NS	NS	NA	NS	NS	NS	228	1810	175	<8,5	732	NS	7347	2946
MW-8S	8/20/2012		NS	<13	NS	NS	NS	6050	223	<8,8	NA	614	<13	NS	3880	<5,0	<13	NS	NS	NS	NS	NA	NS	NS	NS	265	2430	202	<11	824	NS	11906	3721
MW-8S	11/14/2012		NS	<25	NS	NS	NS	4930	198	<11	NA	484	<25	NS	3820	<17	<39	NS	NS	NS	NS	NA	NS	NS	NS	305	2450	224	<11	908	NS	10838	3887
MW-8S	3/4/2013		NS	<25	NS	NS	NS	11500	469	<11	NA	530	<25	NS	1910	<17	<39	NS	NS	NS	NS	NA	NS	NS	NS	235	2370	157	<11	678	NS	15642,5	3439
MW-8S	6/12/2013		NS	<25	NS	NS	NS	9060	241	<11	NA	577	<25	NS	1710	<17	<39	NS	NS	NS	NS	NA	NS	NS	NS	309	2600	188	<11	785	NS	12759,5	3882
MW-8S	8/29/2013		NS	<25	NS	NS	NS	16200	289	<11	NA	752	<25	NS	1470	<17	<39	NS	NS	NS	NS	NA	NS	NS	NS	94,2	741	56,3	<2,1	216	NS	20138,6	1107,4
MW-8S	12/13/2013		NS	<5,0	NS	NS	NS	5210	109	<2,3	NA	266	<5,0	NS	677	<3,4	<7,9	NS	NS	NS	NS	NA	NS	NS	NS	210	1600	115	<10	469	NS	6756,2	2394
MW-8S	3/19/2014		NS	<17	NS	NS	NS	4650	154	<17	NA	392	<25	NS	1450	<19	<27	NS	NS	NS	NS	NA	NS	NS	NS	211	2110	123	<10	492	NS	7380,3	2936
MW-8S	6/17/2014		NS	<17	NS	NS	NS	18700	1200	<17	NA	2420	<25	NS	1710	<19	<27	NS	NS	NS	NS	NA	NS	4,2	1,8	128	916	77	NA	275	NS	25607,9	1121
MW-8S	12/9/2014		NS	<2,0	<5,0	1,8	<5,0	2620	259	3,4	NA	388	<1,0	NS	436	<1,0	<2,0	<5,0	1,5	<5,0	<5,0	NA	<5,0	NS	NS	163	1440	91,3	<1,0	315	NS	4192,23	1694,3
MW-8S	3/14/2015		NS	<2,0	NS	NS	NS	1900	114	1,4	NA	121	<2,0	NS	345	<1,0	1,8	NS	NS	NS	NS	NA	NS	NS	NS	130	1050	66,6	<25	274	NS	2888,25	1246,6
MW-8S	6/5/2015		NS	<50	NS	NS	NS	4480	225	<25	<25	393	<50	NS	483	<25	<50	NS	NS	NS	NS	NA	NS	NS	NS	102	799	55,2	<1,0	184	NS	6019,2	956,2
MW-8S	8/15/2015	DUP	NS	<2,0	NS	NS	NS	1800	112	1,8	<1,0	222	<2,0	NS	355	<1,0	<2,0	NS	NS	NS	NS	NA	NS	NS	NS	100	789	51,9	<25	200	NS	2823,88	940,9
MW-8S	8/15/2015		NS	<50	NS	NS	NS	2180	132	<25	<25	232	<50	NS	304	<25	<50	NS	NS	NS	NS	NA	NS	NS	NS	121	1070	65,7	<25	283	NS	3107,3	1256,7
MW-8S	12/20/2015		NS	<50	NS	NS	NS	4860 B	330	<25	<25	390	<50	NS	627	<25	<50	NS	NS	NS	NS	NA	NS	NS	NS	126	1170	64,6	<50	239	NS	6725,7	1360,6
MW-8S	3/20/2016		NS	<100	NS	NS	NS	2600	270	<50	<50	316	<100	NS	565	<50	<100	NS	NS	NS	NS	NA	NS	<100	<100	88	872	41,9	<100	148,2	NS	4182,8	1150,1
MW-8S	6/16/2016		<200	<200	<200	<100	<100	7650	386	<100	<100	511	<200	<1000	588	<100	<200	<500	<100	<100	<100	NA	<100	<100	<100	112	929	69,3	<100	242,7	NS	14543,9	1353
MW-8S	9/24/2016		<200	<200	<200	<100	<100	3450	293	<100	<100	418	<200	<1000	485	<100	<200	<500	<100	<100	<100	NA	<100	<25	<25	156	1240	71	<25	276,5	NS	7998,6	1743,5
MW-8S	1/23/2017	DUP	<50	<50	<50	<25	<25	2690	350	<25	<25	591	<50	<250	365	<25	<50	<130	<25	<25	<25	NA	<25	<50	<50	171	1630	83,8	<50	330,1	NS	11131,9	2214,9
MW-8S	1/23/2017		<100	<100	<100	<50	<50	3260	395	<50	<50	670	<100	<500	496	<50	<100	<250	<50	<50	<50	NA	<50	4,3	2	144	1110	68,9	<5,0	285,8	NS	11269,4	1608,7
MW-8S	3/25/2017		<5,0	<10	<10	1,1	<10	1780	249	<5,0	<5,0	312	<10	<50	378	<5,0	<10	<25	1,1	<10	<10	<10	<5,0	<20	<20	146	1170	64	<20	245,7	NS	8337,8	1625,7
MW-8S	7/2/2017		<40	<40	<40	<20	<20	2120	268	<20	<20	294	<40	<200	321	<20	<40	<100	<20	<20	<20	<20	<20	<25	<25	182	1510	90,7	<25	398,1	NS	9970,4	2180,8
MW-8S	9/22/2017		<50	<50	<50	<25	<25	4440	465	<25	<25	631	<50	<250	678	<25	<50	<130	<25	<25	<25	<25	<25	2,7	1,2	119	949	55,9	<2,0	249,9	NS	17367,5	1373,8
MW-8S	1/12/2018	DUP	<4,0	<4,0	<4,0	0,76	0,49	887	191	<2,0	<2,0	201	<4,0	<20	181	<2,0	<4,0	<10	0,71	<2,0	<2,0	<2,0	<2,0	<20	<20	123	1070	56,4	<20	229,3	NS	5608,18	1478,7
MW-8S	1/12/2018		<40	<40	<40	<20	<20	1120	190	<20	<20	263	<40	<200	231	<20	<40	<100	<20	<20	<20	<20	<20	<25	<25	143	1280	67,7	<25	298,7	NS	6376,8	1789,4
MW-8S	3/15/2018		<50	<50	<50	<25	<25	3350	400	<25	<25	581	<50	<250	407	<25	<50	<130	<25	<25	<25	<25	<25	<50	<50	139	1240	63,5	<50	288,3	NS	9908,2	1730,8
MW-8S	6/27/2018		<100	<100	<100	<50	<50	4370	404	<50	<50	652	<100	<500	656	<50	<100	<250	<50	<50	<50	<50	<50	4,1	1,7	102	976	60,2	0,71 J	220,2	NS	11321,3	1359,1
MW-8S	10/19/2018	DUP	<2,0	<2,0	<2,0	1,1	1,7	6690	400	1,1	<1,0	625	<2,0	<10	644	<1,0	1,8 J	<5,0	0,87 J	0,28 J	<1,0	<1,0	<1,0	<50	<50	118	1060	62,8	<50	268,9	NS	14479,93	1509,7
MW-8S	10/19/2018		<100	<100	<100	<50	<50	5630	482	<50	<50	795	<100	<500	825	<50	<100	<250	<50	<50	<50	<50	<50	<100	<100	107	1130	66,5 J	<100	214,3 J	NS	14902,3	1517,8
MW-8S	1/23/2019		<200	<200	<200	<100	<100	8930	754	<100	<100	1430	<200	<1000	1150	<100	<200	<500	<100	<100	<100	<100	<100	<100	<100	113	1260	61,9 J	<100	220,2 J	NS	19737,8	1655,1
MW-8S	4/25/2019		<200	<200	<200	<100	<100	14100	1210	<100	<100	2180	<200	<1000	1370	<100	<200	<500	<100	<100	<100	<100	<100	<20	<20	111	1050	66,8	<20	292,6	NS	23982,4	1520,4
MW-8S	4/25/2019	DUP	<40	<40	<40	<20	<20	12400	1000	<20	<20	1800	<40	<200	932	<20	<40	<100	<20	<20	<20	<20	<20	<2,0	<2,0	7,9	27,5	<3,0	<2,0	ND	NS	20494,3	35,4
MW-8S	8/1/2019		<200	<200	<200	<100	<100	8360	896	<100	<100	1640	<200	<1000	950	<100	<200	<500	<100	<100	<100	<100	<100	<100	<100	134	1320	75,2	<100	321,1	NS	21442	1850,3
MW-8S	10/29/2019		<200	<200	<200	<100	<100	6720	612	<100	<100	1030	<200	<1000	1110	<100	<200	<500	<100	<100	<100	<100	<100	<100	<100	157	1420	97,4	<100	414	NS	16937	2088,4
MW-8S	1/24/2020		<50	<50	<50	<25	<25	2610	281	<25	<25	433	<25	<250	449	<25	<25	<130	<25	<25	<25	<25	<25	<25	<25	131	1130	70,2	<25	299,3	NS	9307,9	1630,5
MW-8S	1/24/2020	DUP	<40	<40	<40	<20	<20	3660	292	<20	<20	433	<40	<200	493	<20	<20	<100	<20	<20	<20	<20	<20	<20	<20	133	1170	65,1	<20	289,4	NS	10282,8	1657,5
MW-8S	10/22/2020	DUP	<100	<100	<100	<50	<50	7260	783	<50	<50	1460	<100	<500	721	<50	<100	<500	<50	<50	<50	<50	<50	<50	<50	120	1220	72,3	<50	314,8	NS	20735	1727
MW-8S	10/22/2020		<100	<100	<100	<50	<50	7050	756	<50	<50	1400	<100	<500	703	<50	<100	<500	<50	<50	<50	<50	<50	<50	<50	115	1160	70,1	<50	301,3	NS	19476	1646
MW-8S	12/16/2021		<200	<200	<200	<100	<100	12100 E	807	<100	<100	1520	<200	<1000	720	<100	<500	<500	<100	<100	<100	<100	<100	<100	<100	127	1040	62,4 J	<100	285,3 J	NS	27639	1515
MW-8S	11/9/2022		<400	<400	<400	<200	<200	6210	826	<200	<200	1170	<400	<2000	462	<200	<1000	<1000	<200	<200	<200	<200	<200	<200	<200	167 J	1450	115 J	<200	472 J	NS	19979	2204
MW-8S	11/10/2023		<100	<100	<100	<50	<50	7170	933	<50	<50	1430	<100	<500	555	<50	<100	<500	<50	<50	<50	<50	<50	<50	<50	113	829	62,1	<50	278,4	0,043	24316	1283
MW-8S	12/10/2024		<5,0	<5,0	<25	<5,0	5,9	2500	860	<5,0	<5,0	650	<5,0	<10	840	<5,0	<25	<25	<5,0	<5,0	<5,0	<5,0	<5,0	5,1	<5,0	120	620	65	<25	310	<0,047	13382	1115
MW-9S	7/26/2006		NS	<3,0	<4,0	<1,0	<5,0	203	18,9	<2,0	NA	783	3,5	NS	6,4	<2,0	<6	<3,0	<3,0	<3,0	<2,0	NA	<1,0	NS	NS	39	36	<15	NS	ND	NS	1503,4	75
MW-9S	8/30/2007		NS	NS	NS	NS	NS	620	120	NS	NA	4100	NS	NS	<20	NS	NS	NS	NS	NS	NS	NA	NS	NS	NS	35	56	<17	<10	ND	NS	7560	91
MW-9S	12/20/2007		NS	<16	NS	NS	NS	1000	80	<20	NA	3200	<23	NS	<26	<18	<22	NS	NS	NS	NS	NA	NS	NS	NS	54	230	<17	NS	ND	NS	6219	284
MW-9S	3/18/2008		NS	<16	NS	NS	NS	1200	84	<20	NA	2900	110	NS	<26	<18	<22	NS	NS	NS	NS	NA	NS	NS	NS	32	53	<17	<10	ND	NS	7134	85
MW-9S	6/20/2008		NS	<16	NS	NS	NS	520	64	<20	NA	2100	<23	NS	<26	<18	<22	NS	NS	NS	NS	NA	NS	NS	NS	37	70	<14	<10	ND	NS	3848	107
MW-9S	9/22/2008		NS	<14	NS	NS	NS	3100	<16	<24	NA	2200	<22	NS	<30	<12	<24	NS	NS	NS	NS	NA	NS	NS	NS	48	180	<14	<10	ND	NS	7170	228
MW-9S	12/15/2008		NS	<7,0	<75	NS	NS	1900	90	<24	NA	1900	<22	NS	<30	<12	<24	NS	NS	NS	NS	NA	NS	NS	NS	<2,0	42	<2,0	NS	ND	NS	5288	42
MW-9S	3/30/2009		NS	<3,8	NS	NS	NS	370	15	<3,4	NA	490	<2,8	NS	<3,0	<7,1	<4,9	NS	NS	NS	NS	NA	NS	NS	NS	74	130	9	<0,26	22,9	NS	1294	235,9
MW-9S	7/10/2009		NS	<0,75	NS	NS	NS	1600	80	0,74	NA	2700	0,69	NS	9,8	<0,22	<0,63	NS	NS	NS	NS	NA	NS	NS	NS	15	31	<4,0	<7,6	ND	NS	5476,47	46
MW-9S	9/30/2009		NS	<7,6	NS	NS	NS	490	29	<6,8	NA	1200	<5,6	NS	<6,0	<14	<9,8	NS	NS	NS	NS	NA	NS	NS	NS	<5,4	30	<5,6	<4,6	ND	NS	2299,8	30
MW-9S	12/10/2009		NS	<2,6	NS	NS	NS	250	<6,2	<9,2	NA	<11	<8,2	NS	<12	<5,2	<8,8	NS	NS	NS	NS	NA	NS	NS	NS	6,1	21	<0,50	<0,60	ND	NS	436	27,1
MW-9S	3/6/2010		NS	<0,46	NS	NS	NS	230	13	<0,55	NA	440	<0,75	NS	<0,42	<1,0	<1,4	NS	NS	NS	NS	NA	NS	NS	NS	<7	<8,6	<8,6	<5,2	ND	NS	869,6	0
MW-9S	5/29/2010		NS	<15	NS	NS	NS	<8,2	<8,6	<9,4	NA	330	<11	NS	<9,6	<4,4	<13	NS	NS	NS	NS	NA	NS	NS	NS	60,6	59,2	<10	<13	ND	NS	473	119,8
MW-9S	8/4/2010		NS	<34	NS	NS	NS	1960	78,2	<17	NA	3900	<20	NS	<14	<12	<39	NS	NS	NS	NS	NA	NS	NS	NS	19,9	10,5	0,75	<0,25	1,2	NS	7626,9	32,34
MW-9S	10/15/2010	DUP	NS	<0,67	NS	NS	NS	417	64,1	0,59	NA	1810	<0,4	NS	5,4	<0,24	<0,78	NS	NS	NS	NS	NA	NS	NS	NS	23,4	11	<4,0	<5,0	ND	NS	3191,61	34,4
MW-9S	10/15/2010		NS	<13	NS	NS	NS	<40	58,8	<6,8	NA	1760	<8	NS	<5,6	<4,8	<16	NS	NS	NS	NS	NA	NS	NS	NS	6,3	13,2	<4,0	<6,8	ND	NS	2693,7	19,5
MW-9S	2/28/2011		NS	<10	NS	NS	NS	230	24,9	<7,0	NA	1110	<10	NS	<4,4	<4,0	<10	NS	NS	NS	NS	NA	NS	NS	NS	29,4	42,7	<4,0	<6,8	ND	NS	1915	72,1
MW-9S	5/27/2011		NS	<10	NS	NS	NS	983	84,9	<7,0	NA	3860	<10	NS	<4,4	<4,0	<10	NS	NS	NS	NS	NA	NS	NS	NS	56,8	20,7	<10	<17	ND	NS	6357,4	77,5
MW-9S	8/24/2011		NS	<25	NS	NS	NS	469	137	<18	NA	7420	<25	NS	17,8	<10	<25	NS	NS	NS	NS	NA	NS	NS	NS	15,8	19,3	<10	<17	ND	NS	11135,4	35,1
MW-9S	11/15/2011		NS	<25	NS	NS	NS	299	64,9	<18	NA	2710	<25	NS	17,4	<10	<25	NS	NS	NS	NS	NA	NS	NS	NS	4,2	7	<2,0	<3,4	ND	NS	4210,2	11,2
MW-9S	2/28/2012		NS	<5,0	NS	NS	NS	109	18,4	<3,5	NA	805	<5,0	NS	<2,2	<2,0	<5,0	NS	NS	NS	NS	NA	NS	NS	NS	10,9	3	<1,0	<1,7	ND	NS	1285,7	13,9

Appendix A
Groundwater Analytical Results - February 2003 - December 2024 (µg/L)
Perma-Fix of South Georgia Inc., Valdosta, GA

			Chlorinated and Non-Chlorinated VOCs																							Aromatic/						Total VOCs	
Sample Location	Sample Date	QA/QC Reference	Dibromomethane	Dichlorodifluoromethane (DCDFM) (difluorodichloromethane)	Hexachlorobutadiene	Isopropylbenzene	4-Isopropyltoluene (p-Isopropyltoluene)	Methylene Chloride	Tetrachloroethene (PCE)	Trans-1,2-Dichloroethene	Trans-1,3-Dichloropropene	Trichloroethene (TCE)	Trichlorofluoromethane	Vinyl Acetate	Vinyl Chloride	Bromoform	Bromomethane	Naphthalene	N-Propylbenzene	N-Butylbenzene	Sec-Butylbenzene	Tert-Butylbenzene	Styrene	1,2,4-Trimethylbenzene	1,3,5-Trimethylbenzene	Benzene	Toluene	Ethylbenzene	Methyl Tert-Butyl Ether	Total Xylenes	Heptachlor	Total Chlorinated and Non Chlorinated VOCs1	Total Aromatic/Hydrocarbon VOCs
	Current GW Standard		1 [b]	1 [b]	50 [a]	1 [b]	1 [b]	5 [a]	5 [a]	100 [a]	1 [b]	5 [a]	1 [b]	2 [b]	2 [a]	80 [a]	5 [b]	5 [b]	1 [b]	1 [b]	1 [b]	1 [b]	100 [a]	1 [b]	1 [b]	5 [a]	1000 [a]	700 [a]	5 [b]	10000 [a]	0.4 [a]	---	---
MW-9S	4/23/2012		NS	<2.5	NS	NS	NS	84.2	45.3	<1.8	NA	1940	<2.5	NS	4.9	<1.0	<2.5	NS	NS	NS	NS	NA	NS	NS	NS	80.7	10.3	<1.0	<1.7	3.5	NS	2964.4	94.5
MW-9S	8/20/2012		NS	<2.5	NS	NS	NS	1580	154	<1.8	NA	7770	<2.5	NS	24.9	<1.0	<2.5	NS	NS	NS	NS	NA	NS	NS	NS	17	6.2	<1.5	<1.1	ND	NS	12852.4	23.2
MW-9S	11/14/2012		NS	<2.5	NS	NS	NS	120	83.8	<1.1	NA	4550	<2.5	NS	14.5	<1.7	<3.9	NS	NS	NS	NS	NA	NS	NS	NS	4.3	2.8	<0.73	<0.53	ND	NS	6172.7	7.1
MW-9S	3/4/2013		NS	<1.3	NS	NS	NS	179	9.2	<0.57	NA	258	<1.3	NS	<1.1	<0.86	<2.0	NS	NS	NS	NS	NA	NS	NS	NS	52.5	31.5	<15	<11	ND	NS	574.7	84
MW-9S	6/11/2013		NS	<25	NS	NS	NS	1310	96.5	<11	NA	4650	<25	NS	<22	<17	<39	NS	NS	NS	NS	NA	NS	NS	NS	75.7	103	<15	<11	ND	NS	8274.8	178.7
MW-9S	8/28/2013		NS	<25	NS	NS	NS	2370	127	<11	NA	5080	<25	NS	<22	<17	<39	NS	NS	NS	NS	NA	NS	NS	NS	11.6	3.2	<2.9	<2.1	ND	NS	9966.7	14.8
MW-9S	12/13/2013		NS	<5.0	NS	NS	NS	407	30.4	<2.3	NA	1580	<5.0	NS	4.5	<3.4	<7.9	NS	NS	NS	NS	NA	NS	NS	NS	14.4	2.7	0.46	<2.1	ND	NS	2655.3	17.56
MW-9S	12/13/2013		NS	<5.0	NS	NS	NS	472	39.2	0.41	NA	1400	<5.0	NS	5.5	<3.4	<7.9	NS	NS	NS	NS	NA	NS	NS	NS	7.2	5.9	<5.6	<4.0	ND	NS	2513	13.1
MW-9S	3/19/2014		NS	<6.6	NS	NS	NS	182	22.1	<6.9	NA	981	<10	NS	<6.5	<7.7	<11	NS	NS	NS	NS	NA	NS	NS	NS	33.1	<10	<14	<10	ND	NS	1640	33.1
MW-9S	6/17/2014		NS	<17	NS	NS	NS	809	123	<17	NA	4740	<25	NS	<16	<19	<27	NS	NS	NS	NS	NA	NS	<5.0	<5.0	27.2	2.5	0.6	NA	NA	NS	7702.6	30.3
MW-9S	12/9/2014		NS	<2.0	<5.0	<5.0	<5.0	208	123	1	NA	3920	1.4	NS	16.9	<1.0	<2.0	<5.0	<5.0	<5.0	<5.0	NA	<5.0	NS	NS	12.9	1	0.6	<1.0	NS	NS	6176.7	14.5
MW-9S	3/13/2015		NS	<2.0	NS	NS	NS	205	51.1	0.47	NA	1840	<2.0	NS	4.9	<1.0	<2.0	NS	NS	NS	NS	NA	NS	NS	NS	25.5	<25	<25	<25	NS	NS	2868.24	25.5
MW-9S	6/4/2015		NS	<50	NS	NS	NS	314	88.1	<25	<25	4590	<50	NS	31.2	<25	<50	NS	NS	NS	NS	NA	NS	NS	NS	13.1	<50	<50	<50	NS	NS	6703.2	13.1
MW-9S	8/15/2015		NS	<100	NS	NS	NS	443	108	<50	<50	4010	<100	NS	<50	<50	<100	NS	NS	NS	NS	NA	NS	NS	NS	15	<50	<50	<50	NS	NS	5818	15
MW-9S	12/19/2015		NS	<100	NS	NS	NS	227	110	<50	<50	3820	<100	NS	<50	<50	<100	NS	NS	NS	NS	NA	NS	NS	NS	<50	<50	<50	<50	NS	NS	5445.5	0
MW-9S	3/20/2016		NS	<100	NS	NS	NS	<250	69.3	<50	<50	2720	<100	NS	<50	<50	<100	NS	NS	NS	NS	NA	NS	<50	<50	<50	<50	<50	<50	ND	NS	3815.8	0
MW-9S	6/16/2016		<100	<100	<100	<50	<50	<250	98.8	<50	<50	4430	<100	<500	<50	<50	<100	<250	<50	<50	<50	NA	<50	<50	<50	<50	<50	<50	<50	ND	NS	5843.5	0
MW-9S	9/23/2016		<100	<100	<100	<50	<50	<250	127	<50	<50	4900	<100	<500	<50	<50	<100	<250	<50	<50	<50	NA	<50	<50	<50	<50	<50	<50	<50	ND	NS	6526.3	0
MW-9S	1/23/2017		<100	<100	<100	<50	<50	<250	88.3	<50	<50	2610	<100	<500	<50	<50	<100	<250	<50	<50	<50	NA	<50	<20	<20	2.3	<10	<10	<10	ND	NS	3636	2.3
MW-9S	3/24/2017		<10	<20	<20	<10	<20	<20	70.9	<10	<10	2260	<20	<100	<10	<10	<20	<50	<20	<20	<20	<20	<10	<25	<25	<25	<25	<25	<25	ND	NS	3073.8	0
MW-9S	7/2/2017		<50	<50	<50	<25	<25	<130	76.6	<25	<25	2480	<50	<250	<25	<25	<50	<130	<25	<25	<25	<25	<25	<25	<25	26.3	<25	<25	<25	ND	NS	3378.4	26.3
MW-9S	9/21/2017		<50	<50	<50	<25	<25	<130	251	<25	<25	6390	<50	<250	20	<25	<50	<130	<25	<25	<25	<25	<25	<10	<10	3.5	<10	<10	<10	ND	NS	9048.2	3.5
MW-9S	1/11/2018		<20	<20	<20	<10	<10	<50	62.3	<10	<10	2120	<20	<100	<10	<10	<20	<50	<10	<10	<10	<10	<10	<25	<25	<25	<25	<25	<25	ND	NS	2915.6	0
MW-9S	3/15/2018		<50	<50	<50	<25	<25	<130	87.2	<25	<25	3050	<50	<250	<25	<25	<50	<130	<25	<25	<25	<25	<25	<50	<50	<50	<50	<50	<50	ND	NS	4059.5	0
MW-9S	6/27/2018		<100	<100	<100	<50	<50	<250	88.5	<50	<50	3020	<100	<500	<50	<50	<100	<250	<50	<50	<50	<50	<50	<50	<50	<50	<50	<50	<50	ND	NS	4044.6	0
MW-9S	10/18/2018		<100	<100	<100	<50	<50	<250	128	<50	<50	3940	<100	<500	<50	<50	<100	<250	<50	<50	<50	<50	<50	<25	<25	<25	<25	<25	<25	ND	NS	5411.2	0
MW-9S	1/23/2019		<50	<50	<50	<25	<25	<130	64.5	<25	<25	1870	<50	<250	<25	<25	<50	<130	<25	<25	<25	<25	<25	<20	<20	<20	<20	<20	<20	ND	NS	2565.3	0
MW-9S	4/24/2019		<40	<40	<40	<20	<20	<100	170	<20	<20	4800	<40	<200	<20	<20	<40	<100	<20	<20	<20	<20	<20	<10	<10	45	20100	272	<10	1080	NS	6468.1	21497
MW-9S	8/1/2019		<100	<100	<100	<50	<50	<250	138	<50	<50	4130	<100	<500	<50	<50	<100	<250	<50	<50	<50	<50	<50	<50	<50	<50	<50	<50	<50	ND	NS	5576.4	0
MW-9S	10/31/2019		<40	<40	<100	<20	<20	<100	72.9	<20	<20	1970	<40	<200	<20	<20	<40	<100	<20	<20	<20	<20	<20	<20	<20	<20	<20	<20	<20	ND	NS	2611.8	0
MW-9S	1/23/2020		<40	<40	<40	<20	<20	<100	57.8	<20	<20	1990	<40	<200	<20	<20	<40	<100	<20	<20	<20	<20	<20	<20	<20	<20	<20	<20	<20	ND	NS	2680.2	0
MW-9S	10/22/2020		<40	<40	<40	<20	<20	<100	112	<20	<20	2780	<40	<200	<20	<20	<40	<250	<20	<20	<20	<20	<20	<20	<20	<20	<20	<20	<20	ND	NS	3890	0
MW-9S	12/15/2021		<100	<100	<100	<50	<50	<250	192	<50	<50	4670	<100	<500	<50	<50	<50	<250	<50	<50	<50	<50	<50	<50	<50	<50	<50	<50	<50	ND	NS	6216	0
MW-9S	11/9/2022		<100	<100	<100	<50	<50	195 J	80.4	<50	<50	2390	<100	<2000	<50	<50	<250	<250	<50	<50	<50	<50	<50	<50	<50	<50	<50	<50	<50	ND	NS	3344	0
MW-9S	12/13/2023		<40	<40	<40	<20	<20	44.9	75	<20	<20	1630	<40	<200	<20	<20	<40	<100	<20	<20	<20	<20	<20	<20	<20	<20	<20	<20	<20	ND	NS	2244	0
MW-9S	12/10/2024		<10	<10	<50	<10	<10	<50	130	<10	<10	2200	<10	<20	<10	<10	<50	<50	<10	<10	<10	<10	<10	<10	<10	<10	<10	<10	<50	<10	<0.049	3430	2.7
MW-10S	7/20/2006		NS	36	<20	<5.0	<25	6690	7090	27	NA	9250	31	NS	1260	<10	<30	<15	<15	<15	<10	NA	<5.0	NS	NS	NS	38	11000	140	NS	580	NS	240229.5	11178
MW-10S	8/30/2007		NS	NS	NS	NS	NS	9200	5000	NS	NA	9800	NS	NS	1000	NS	NS	NS	NS	NS	NS	NA	NS	NS	NS	NS	<230	6800	<340	<210	ND	NS	159577	6800
MW-10S	12/20/2007		NS	<310	NS	NS	NS	<650	3500	<410	NA	4200	<460	NS	<520	<350	<450	NS	NS	NS	NS	NA	NS	NS	NS	80	33000	520	NS	2500	NS	168150	36140
MW-10S	3/18/2008		NS	16	NS	NS	NS	1100	63000	<200	NA	30000	28	NS	340	<180	<220	NS	NS	NS	NS	NA	NS	NS	NS	94	26000	220	<42	650	NS	467875.57	27174
MW-10S	6/20/2008		NS	<62	NS	NS	NS	950	9800	<82	NA	15000	<92	NS	830	<70	<90	NS	NS	NS	NS	NA	NS	NS	NS	<1400	7600	<1400	<1000	ND	NS	616780	7600
MW-10S	9/16/2008		NS	<1400	NS	NS	NS	<1200	<1600	<2400	NA	2700	<2200	NS	<3000	<1200	<2400	NS	NS	NS	NS	NA	NS	NS	NS	14	11000	100	<0.21	394	NS	169700	11508
MW-10S	12/15/2008		NS	5	<1.5	NS	NS	320	4400	25	NA	4700	8.8	NS	320	<0.25	<0.48	NS	NS	NS	NS	NA	NS	NS	NS	<500	12000	<500	NS	ND	NS	861335.1	12000
MW-10S	3/30/2009		NS	<950	NS	NS	NS	<1300	4800	<850	NA	5900	<700	NS	<750	<1800	<1200	NS	NS	NS	NS	NA	NS	NS	NS	49	20000	260	<0.26	990	NS	245700	21299
MW-10S	7/10/2009		NS	<0.75	NS	NS	NS	1600	8900	53	NA	8500	12	NS	320	<0.22	<0.63	NS	NS	NS	NS	NA	NS	NS	NS	<400	16000	<400	<760	840	NS	247970.6	16000
MW-10S	9/30/2009		NS	<760	NS	NS	NS	1300	8100	<680	NA	7100	<560	NS	<600	<1400	<980	NS	NS	NS	NS	NA	NS	NS	NS	<540	8700	<560	<460	ND	NS	203400	8700
MW-10S	12/10/2009		NS	<260	NS	NS	NS	<460	4400	<920	NA	<1100	<820	NS	<1200	<520	<880	NS	NS	NS	NS	NA	NS	NS	NS	<100	14000	<200	<240	ND	NS	133800	14000
MW-10S	3/6/2010		NS	<180	NS	NS	NS	<140	5400	<220	NA	6900	<300	NS	<170	<400	<560	NS	NS	NS	NS	NA	NS	NS	NS	<350	7500	<430	<260	ND	NS	216300	7500
MW-10S	5/29/2010		NS	<750	NS	NS	NS	<410	3100	<470	NA	3800	<570	NS	<480	<220	<630	NS	NS	NS	NS	NA	NS	NS	NS	<110	18700	341	<130	1110	NS	111900	20154
MW-10S	8/4/2010		NS	<340	NS	NS	NS	<1000	8470	<170	NA	7530	<200	NS	603	<120	<390	NS	NS	NS	NS	NA	NS	NS	NS	<42	20000	404	<50	1340	NS	222963	21743
MW-10S	10/15/2010		NS	<130	NS	NS	NS	818	9780	<68	NA	9630	<80	NS	687	<48	<160	NS	NS	NS	NS	NA	NS	NS	NS	<100	18000	266	<170	815	NS	226115	19081
MW-10S	2/28/2011		NS	<250	NS	NS	NS	1920	6090	<180	NA	8680	<250	NS	363	<100	<250	NS	NS	NS	NS	NA	NS	NS	NS	<1000	20400	<1000	<1700	ND	NS	326800	20400
MW-10S	5/27/2011		NS	<2500	NS	NS	NS	<10000	9380	<1800	NA	8660	<2500	NS	<1100	<1000	<2500	NS	NS	NS	NS	NA	NS	NS	NS	<500	21400	<500	<850	ND	NS	254640	22530
MW-10S	8/24/2011	DUP	NS	<1300	NS	NS	NS	<5000	9390	<880	NA	9650	<1300	NS	<550	<500	<1300	NS	NS	NS	NS	NA	NS	NS	NS	<500	18300	<500	<850	ND	NS	278050	18300
MW-10S	8/24/2011		NS	<1300	NS	NS	NS	<5000	7900	<880	NA	10600	<1300	NS	<550	<500	<1300	NS	NS	NS	NS	NA	NS	NS	NS	<100	21700	426	<170	1250	NS	267550	23374
MW-10S	11/15/2011		NS	<250	NS	NS	NS	1260	10100	<180	NA	9460	<250	NS	503	<100	<250	NS	NS	NS	NS	NA	NS	NS	NS	<100	25800	374	<170	1230	NS	266547	27407
MW-10S	2/28/2012		NS	<250	NS	NS	NS	<1000	9210	<180	NA	13700	<250	NS	372	<100	<250	NS	NS	NS	NS	NA	NS	NS	NS	<500	20700	<500	<850	ND	NS	318406	21770
MW-10S	4/23/2012		NS	<1300	NS	NS	NS	<5000	9110	<880	NA	11500	<1300	NS	<550	<500	<1300	NS	NS	NS	NS	NA	NS	NS	NS	50.1	22500	490	<85	1840	NS	295710	24875.1
MW-10S	8/20/2012		NS	<130	NS	NS	NS	<500	10100	<88	NA	11400	<130	NS	221	<50	<130	NS	NS	NS	NS	NA	NS	NS	NS	<530	20000	<730	<530	ND	NS	387899	20988
MW-10S	11/14/2012		NS	<1300	NS	NS	NS	<5000	9040	<570	NA	9200	<11300	NS	<1100	<860	<2000	NS	NS	NS	NS	NA	NS	NS	NS	<110	6280	<150	<110	263	NS	279640	6543
MW-10S	3/4/2013		NS	<250	NS	NS	NS	<1000	2460	<110	NA	3320	<250	NS	<220	<170	<390	NS	NS	NS	NS	NA	NS	NS	NS	<110	10200	142	<110	453	NS	66704	10795
MW-10S	6/13/2013	DUP	NS	<250	NS	NS	NS	<1000	3820	<110	NA	4400	<250	NS	<220	<170	<390	NS	NS	NS	NS	NA	NS	NS	NS	<110	12000	156	<110	522	NS	180107	12678
MW-10S	6/13/2013		NS	<250	NS	NS	NS	<1000	4620	<110	NA	5410	<250	NS	<220	<170	<390	NS	NS	NS	NS	NA	NS	NS	NS	<110	22500	558	<110	1930	NS	209817	24984
MW-10S	8/27/2013		NS	<250	NS	NS	NS	<1000	12700	<110	NA	9430	<250	NS	367	<170	<390	NS	NS	NS	NS	NA	NS	NS	NS	<210	14700	<290	<210	ND	NS	230627	15162
MW-10S	12/13/2013		NS	<500	NS	NS	NS	<2000	4930	<230	NA	5470	<500	NS	<440	<340	<790	NS	NS	NS	NS	NA	NS	NS	NS	<490	16700	<560	<400	ND	NS	173160	16700
MW-10S	3/19/2014		NS	<660	NS	NS	NS	<4000	7640	<690	NA	8030	<1000	NS	<650	<770	<1100	NS	NS	NS	NS	NA	NS	NS	NS	<61	10900	166	<50	515	NS	259480	11580.5
MW-10S	6/17/2014		NS	<83	NS	NS	NS	<500	5340	<86	NA	4170	<130	NS	<81	<96	<130	NS	NS	NS	NS	NA	NS	4.3	<5.0	12.5	9200	290	NA	914	NS	134897.3	9502.5
MW-10S	12/9/2014		NS	<2.0	<5.0	2.6	<5.0	71	6010	10	NA	4100	8.3	NS	140	<1.0	<2.0	<5.0	1.3	<5.0	<5.0	NA	<5.0	NS	NS	12.1	9820	270	<1.0	1030	NS	86426.4	10102.1
MW-10S	3/14/2015		NS	1.9	NS	NS	NS	51.7	5350	7.2	NA	4400	6.2	NS	<500	<1.0	<2.0	NS	NS	NS	NS	NA	NS	NS	NS	<1000	13100	347	<1000	1230	NS	105733.76	13447
MW-10S	6/5/2015		NS	<2000	NS	NS	NS	<5000	7810	<1000	<1000	4730	<2000	NS	<1000	<1000	<2000	NS	NS	NS	NS	NA	NS	NS	NS	<1000	10100	395	<1000	1320	NS	124339	10495
MW-10S	8/15/2015		NS	<2000	NS	NS	NS	<5000	7580	<1000	<1000	4330	<2000	NS	<1000	<1000	<2000	NS	NS	NS	NS	NA	NS	NS	NS	<100	9470	259	<100	1080	NS	115823	9729

Appendix A
Groundwater Analytical Results - February 2003 - December 2024 (µg/L)
Perma-Fix of South Georgia Inc., Valdosta, GA

			Chlorinated and Non-Chlorinated VOCs																							Aromatic/						Total VOCs	
Sample Location	Sample Date	QA/QC Reference	Dibromomethane	Dichlorodifluoromethane (DCDFM) (difluorodichloromethane)	Hexachlorobutadiene	Isopropylbenzene	4-Isopropyltoluene (p-Isopropyltoluene)	Methylene Chloride	Tetrachloroethene (PCE)	Trans-1,2-Dichloroethene	Trans-1,3-Dichloropropene	Trichloroethene (TCE)	Trichlorofluoromethane	Vinyl Acetate	Vinyl Chloride	Bromoform	Bromomethane	Naphthalene	N-Propylbenzene	N-Butylbenzene	Sec-Butylbenzene	Tert-Butylbenzene	Styrene	1,2,4-Trimethylbenzene	1,3,5-Trimethylbenzene	Benzene	Toluene	Ethylbenzene	Methyl Tert-Butyl Ether	Total Xylenes	Heptachlor	Total Chlorinated and Non Chlorinated VOCs1	Total Aromatic/Hydrocarbon VOCs
	Current GW Standard		1 [b]	1 [b]	50 [a]	1 [b]	1 [b]	5 [a]	5 [a]	100 [a]	1 [b]	5 [a]	1 [b]	2 [b]	2 [a]	80 [a]	5 [b]	5 [b]	1 [b]	1 [b]	1 [b]	1 [b]	100 [a]	1 [b]	1 [b]	5 [a]	1000 [a]	700 [a]	5 [b]	10000 [a]	0.4 [a]	---	---
MW-10S	12/20/2015		NS	<200	NS	NS	NS	216	6730	<100	<100	3570	<200	NS	122	<100	<200	NS	NS	NS	NS	NA	NS	NS	NS	13.7	9570	338	<50	1310	NS	93988	9921.7
MW-10S	3/20/2016		NS	<100	NS	NS	NS	<250	5630	<50	<50	3440	<100	NS	147	<50	<100	NS	NS	NS	NS	NA	NS	<1000	<1000	<1000	9510	347	<1000	855	NS	96476	10712
MW-10S	6/17/2016		<2000	<2000	<2000	<1000	<1000	<5000	6560	<1000	<1000	3610	<2000	<10000	<1000	<1000	<2000	<5000	<1000	<1000	<1000	NA	<1000	<1000	<1000	<1000	11200	450	<1000	1060	NS	103627	12710
MW-10S	9/24/2016		<2000	<2000	<2000	<1000	<1000	<5000	7530	<1000	<1000	4930	<2000	<10000	<1000	<1000	<2000	<5000	<1000	<1000	<1000	NA	<1000	<1000	<1000	<1000	12500	<1000	<1000	924	NS	128096	13424
MW-10S	1/23/2017		<2000	<2000	<2000	<1000	<1000	<5000	8180	<1000	<1000	4870	<2000	<10000	<1000	<1000	<2000	<5000	<1000	<1000	<1000	NA	<1000	<500	<500	<130	15000	406	<250	1501	NS	118630	16907
MW-10S	3/25/2017	DUP	<250	<500	<500	<250	<500	<500	10900	<250	<250	6520	<500	<2500	211	<250	<500	<1300	<500	<500	<500	<500	<250	18,5	<100	21,3	14500	508	<50	2045	NS	143689,5	17074,3
MW-10S	3/25/2017		<50	<100	<100	<50	<100	<100	11300	<50	<50	6900	<100	<500	201	<50	<100	<250	<100	<100	<100	<100	<50	<1000	<1000	<1000	13900	371	<1000	1060	NS	172182.7	15331
MW-10S	7/2/2017	DUP	<2000	<2000	<2000	<1000	<1000	<5000	9190	<1000	<1000	6080	<2000	<10000	<1000	<1000	<2000	<5000	<1000	<1000	<1000	<1000	<1000	<2000	<2000	<2000	16700	<2000	<2000	1180	NS	131530	17880
MW-10S	7/2/2017		<4000	<4000	<4000	<2000	<2000	<10000	10100	<2000	<2000	6580	<4000	<20000	<2000	<2000	<4000	<10000	<2000	<2000	<2000	<2000	<2000	<2000	<2000	<2000	16100	<2000	<2000	1340	NS	160060	17440
MW-10S	9/22/2017		<4000	<4000	<4000	<2000	<2000	<10000	10900	<2000	<2000	6920	<4000	<20000	<2000	<2000	<4000	<10000	<2000	<2000	<2000	<2000	<2000	<50	<50	17,5	12500	419	<50	1687	NS	169060	14623,5
MW-10S	1/11/2018		<100	<100	<100	<50	<50	<250	8140	<50	<50	4880	<100	<500	181	<50	<100	<250	<50	<50	<50	<50	<50	<2000	<2000	<2000	25600	751	<2000	2190	NS	117606,5	28541
MW-10S	3/15/2018		<4000	<4000	<4000	<2000	<2000	<10000	17600	<2000	<2000	10400	<4000	<20000	<2000	<2000	<4000	<10000	<2000	<2000	<2000	<2000	<2000	<2000	<2000	<2000	23500	<2000	<2000	1700	NS	236530	25200
MW-10S	6/27/2018		<4000	<4000	<4000	<2000	<2000	<10000	13600	<2000	<2000	8930	<4000	<20000	<2000	<2000	<4000	<10000	<2000	<2000	<2000	<2000	<2000	<2000	<2000	<2000	15700	<2000	<2000	ND	NS	219920	16840
MW-10S	10/18/2018		<4000	<4000	<4000	<2000	<2000	<10000	8290	<2000	<2000	5730	<4000	<20000	<2000	<2000	<4000	<10000	<2000	<2000	<2000	<2000	<2000	<2000	<2000	<2000	14700	<2000	<2000	987 J	NS	136570	15687
MW-10S	1/23/2019		<4000	<4000	<4000	<2000	<2000	<10000	8700	<2000	<2000	5460	<4000	<20000	<2000	<2000	<4000	<10000	<2000	<2000	<2000	<2000	<2000	<2000	<2000	<2000	16500	<2000	<2000	942 J	NS	141742	17442
MW-10S	4/24/2019		<4000	<4000	<4000	<2000	<2000	<10000	9930	<2000	<2000	5760	<4000	<20000	<2000	<2000	<4000	<10000	<2000	<2000	<2000	<2000	<2000	<0.2	<0.2	0.4	5	0.3	<0.2	1	NS	138987	7
MW-10S	8/1/2019		<1000	<1000	<1000	<500	<500	<2500	11300	<500	<500	6110	<1000	<5000	<500	<500	<1000	<2500	<500	<500	<500	<500	<500	<500	<500	<500	16400	525	<500	1916	NS	145570	18841
MW-10S	10/31/2019		<4000	<4000	<4000	<2000	<2000	<10000	12500	<2000	<2000	7040	<4000	<20000	<2000	<2000	<4000	<10000	<2000	<2000	<2000	<2000	NS	<2000	<2000	<2000	17800	750	<2000	2000	NS	178790	20550
MW-10S	1/23/2020		<4000	<4000	<4000	<2000	<2000	<10000	10800	<2000	<2000	6160	<4000	<20000	<2000	<2000	<2000	<10000	<2000	<2000	<2000	<2000	<2000	<2000	<2000	<2000	16200	<2000	<2000	1320 J	NS	147850	17520
MW-10S	10/22/2020		<4000	<4000	<4000	<2000	<2000	<10000	10800	<2000	<2000	6350	<4000	<20000	<2000	<2000	<4000	<10000	<2000	<2000	<2000	<2000	<2000	<2000	<2000	<2000	16000	<2000	<2000	1520 J	NS	156050	17520
MW-10S	4/22/2021		<4000	<4000	<4000	<2000	<2000	<10000	11100	<2000	<2000	6280	<4000	NS	<2000	<2000	<6000	<10000	<2000	<2000	<2000	<2000	<2000	<2000	<2000	<2000	18800	492 J	<2000	1804 J	NS	136756	21096
MW-10S	12/15/2021		<4000	<4000	<4000	<2000	<2000	<10000	8830	<2000	<2000	6240	<4000	<20000	<2000	<2000	<10000	<10000	<2000	<2000	<2000	<2000	<2000	<2000	<2000	<2000	21200	<2000	<2000	1470 J	NS	123572	22670
MW-10S	5/19/2022	DUP	<40	<40	<40	<20	<20	<100	9110	<20	<20	5590	<40	<200	157	<20	<100	<100	<20	<20	<20	<20	<20	20,9	<20	<20	16000	448	<20	1768	NS	122682	18216
MW-10S	5/19/2022		<4000	<4000	<4000	<2000	<2000	<10000	8500	<2000	<2000	5050	<4000	<20000	<2000	<2000	<10000	<10000	<2000	<2000	<2000	<2000	<2000	<2000	<2000	<2000	14900	<2000	<2000	ND	NS	103620	14900
MW-10S	11/9/2022		<2000	<2000	<2000	<1000	<1000	<5000	9310	<1000	<1000	5340	<2000	<10000	<1000	<1000	<5000	<5000	<1000	<1000	<1000	<1000	<1000	<1000	<1000	<1000	19100	501 J	<1000	1569 J	NS	125150	21170
MW-10S	4/21/2023	DUP	<1000	<1000	<1000	<500	<500	<2500	17600	<500	<500	13000	<1000	<5000	324	<500	<2500	<2500	<500	<500	<500	<500	<500	<500	<500	<500	41900	655	<500	2514	ND	272594	45069
MW-10S	4/21/2023		<2000	<2000	<2000	<1000	<1000	5000	14500	<1000	<1000	10700	<2000	<10000	<1000	<1000	<5000	<5000	<1000	<1000	<1000	<1000	<1000	<1000	<1000	<1000	35100	<1000	<1000	ND	ND	268313	35100
MW-10S	11/10/2023	DUP	<400	<400	<400	<200	<200	816	12500	<200	<200	6930	<400	<2000	231	<200	<1000	<1000	<200	<200	<200	<200	<200	<200	<200	<200	15400	552	<200	2118	ND	125105	20188
MW-10S	11/10/2023		<400	<400	<400	<200	<200	509	13200	<200	<200	6950	<400	<2000	174	<200	<1000	<1000	<200	<200	<200	<200	<200	<200	<200	<200	19600	601	<200	2229	ND	150537	22430
MW-10S	5/2/2024		<500	<500	<2500	<500	<500	<2500	12000	<500	<500	5900	<500	<1000	<500	<500	<500	<2500	<500	<500	<500	<500	<500	<500	<500	<500	22000	660	600	2500	ND	136240	25750
MW-10S	5/2/2024	DUP	<500	<500	<2500	<500	<500	<2500	12000	<500	<500	6200	<500	<1000	<500	<500	<500	<2500	<500	<500	<500	<500	<500	<500	<500	<500	24000	710	<2500	2400	ND	146570	27100
MW-10S	12/10/2024		<500	<500	<2500	<500	<500	<2500	7900	<500	<500	4600	<500	<1000	<500	<500	<2500	<2500	<500	<500	<500	<500	<500	<500	<500	<500	17000	<500	<2500	1700	<0.048	102160	19140
MW-11S	7/26/2006		NS	<0.3	<0.4	<0.1	<0.5	4.9	68.3	<0.2	NA	52.6	<0.3	NS	13.4	<0.2	<0.6	<0.3	<0.3	<0.3	<0.2	NA	<0.1	NS	NS	<0.2	<0.2	<0.3	NS	NS	NS	161.8	0
MW-11S	8/30/2007		NS	NS	NS	NS	NS	<2.0	7.2	NS	NA	1.4	NS	NS	<0.4	NS	NS	NS	NS	NS	NS	NA	NS	NS	NS	<0.2	<0.3	<0.3	<0.2	ND	NS	8.6	0
MW-11S	12/20/2007		NS	<0,3	NS	NS	NS	<0,7	4,9	<0,4	NA	0,8	<0,5	NS	<0,5	<0,4	<0,5	NS	NS	NS	NS	NA	NS	NS	NS	<0,23	<0,28	<0,34	NS	ND	NS	5,7	0
MW-11S	3/18/2008		NS	<0,31	NS	NS	NS	1,7	2,6	<0,41	NA	0,28	<0,46	NS	<0,52	<0,35	<0,45	NS	NS	NS	NS	NA	NS	NS	NS	<0,23	<0,28	<0,34	<0,21	ND	NS	4,58	0
MW-11S	6/20/2008		NS	<0,31	NS	NS	NS	<0,65	4,4	<0,41	NA	0,4	<0,46	NS	<0,52	<0,35	<0,45	NS	NS	NS	NS	NA	NS	NS	NS	<0,29	<0,35	<0,29	<0,21	ND	NS	4,8	0
MW-11S	9/22/2008		NS	<0,14	NS	NS	NS	<0,25	14	<0,49	NA	1,8	<0,45	NS	<0,61	<0,25	<0,48	NS	NS	NS	NS	NA	NS	NS	NS	<0,29	<0,35	<0,29	<0,21	ND	NS	15,8	0
MW-11S	12/15/2008		NS	<0,14	<1,5	NS	NS	<0,25	12	<0,49	NA	1,8	<0,45	NS	<0,61	<0,25	<0,48	NS	NS	NS	NS	NA	NS	NS	NS	<0,2	<0,27	<0,2	NS	ND	NS	13,8	0
MW-11S	3/30/2009		NS	<0,38	NS	NS	NS	<0,53	26	<0,34	NA	1,6	<0,28	NS	<0,3	<0,71	<0,49	NS	NS	NS	NS	NA	NS	NS	NS	<0,20	<0,27	<0,20	<0,38	ND	NS	27,6	0
MW-11S	9/30/2009		NS	<0,38	NS	NS	NS	<0,53	26	<0,34	NA	1,7	<0,28	NS	<0,30	<0,71	<0,49	NS	NS	NS	NS	NA	NS	NS	NS	<0,27	0,35	<0,28	<0,23	0,46	NS	27,7	0,81
MW-11S	12/10/2009		NS	<0,13	NS	NS	NS	<0,23	26	<0,46	NA	<0,56	<0,41	NS	<0,58	<0,26	<0,44	NS	NS	NS	NS	NA	NS	NS	NS	<0,050	0,55	<0,10	<0,12	ND	NS	26	0,55
MW-11S	3/6/2010		NS	<0,091	NS	NS	NS	<0,07	32	<0,11	NA	2,5	<0,15	NS	<0,083	<0,20	<0,28	NS	NS	NS	NS	NA	NS	NS	NS	<0,35	<0,43	<0,43	<0,26	ND	NS	37,5	0
MW-11S	5/29/2010		NS	<0,75	NS	NS	NS	<0,41	46	<0,47	NA	2,5	<0,57	NS	<0,48	<0,22	<0,63	NS	NS	NS	NS	NA	NS	NS	NS	<0,21	<0,2	<0,2	<0,25	ND	NS	48,5	0
MW-11S	8/4/2010		NS	<0.67	NS	NS	NS	<2.0	12.3	<0.34	NA	0.74	<0.4	NS	<0.28	<0.24	<0.78	NS	NS	NS	NS	NA	NS	NS	NS	<0.21	<0.2	<0.2	<0.25	ND	NS	13.65	0
MW-11S	10/15/2010		NS	<0.67	NS	NS	NS	<2.0	23.8	<0.34	NA	1.1	<0.4	NS	<0.28	<0.24	<0.78	NS	NS	NS	NS	NA	NS	NS	NS	<0.20	<0.20	<0.20	<0.34	ND	NS	24.9	0
MW-11S	2/28/2011		NS	<0.50	NS	NS	NS	<2.0	110	<0.35	NA	4	<0.50	NS	<0.22	<0.20	<0.50	NS	NS	NS	NS	NA	NS	NS	NS	<0.20	<0.20	<0.20	<0.34	ND	NS	114	0
MW-11S	5/27/2011		NS	<0,50	NS	NS	NS	<2,0	35	<0,35	NA	1	<0,50	NS	<0,22	<0,20	<0,50	NS	NS	NS	NS	NA	NS	NS	NS	<0,2	<0,2	<0,2	<0,34	ND	NS	36,48	0
MW-11S	8/24/2011		NS	<0,5	NS	NS	NS	<2,0	83	<0,35	NA	2,7	<0,5	NS	<0,22	<0,2	<0,5	NS	NS	NS	NS	NA	NS	NS	NS	<0,2	<0,2	<0,2	<0,34	ND	NS	85,97	0
MW-11S	11/15/2011		NS	<0,5	NS	NS	NS	<2,0	48,2	<0,35	NA	1,1	<0,5	NS	<0,22	<0,2	<0,5	NS	NS	NS	NS	NA	NS	NS	NS	<0,2	<0,2	<0,2	<0,34	ND	NS	49,55	0
MW-11S	2/28/2012		NS	<0,5	NS	NS	NS	<2,0	21,7	<0,35	NA	0,52	<0,5	NS	<0,22	<0,2	<0,5	NS	NS	NS	NS	NA	NS	NS	NS	<0,2	<0,2	<0,2	<0,34	ND	NS	22,22	0
MW-11S	4/23/2012		NS	<0,5	NS	NS	NS	<2,0	18,5	<0,35	NA	0,46	<0,5	NS	<0,22	<0,2	<0,5	NS	NS	NS	NS	NA	NS	NS	NS	<0,2	<0,2	<0,2	<0,34	ND	NS	19,25	0
MW-11S	8/20/2012		NS	<0,5	NS	NS	NS	<2,0	17,7	<0,35	NA	<0,26	<0,5	NS	<0,22	<0,2	<0,5	NS	NS	NS	NS	NA	NS	NS	NS	<0,21	<0,2	<0,29	<0,21	ND	NS	17,96	0
MW-11S	11/14/2012		NS	<0,5	NS	NS	NS	<2,0	6,4	<0,23	NA	<0,31	<0,5	NS	<0,44	<0,34	<0,79	NS	NS	NS	NS	NA	NS	NS	NS	<0,21	<0,2	<0,29	<0,21	ND	NS	6,67	0
MW-11S	3/4/2013		NS	<0,5	NS	NS	NS	<2,0	20,1	<0,23	NA	0,37	<0,5	NS	<0,44	<0,34	<0,79	NS	NS	NS	NS	NA	NS	NS	NS	<0,21	<0,2	<0,29	<0,21	ND	NS	20,47	0
MW-11S	6/11/2013		NS	<0,5	NS	NS	NS	<2,0	7	<0,23	NA	<0,31	<0,5	NS	<0,44	<0,34	<0,79	NS	NS	NS	NS	NA	NS	NS	NS	<0,21	<0,2	<0,29	<0,21	ND	NS	7	0
MW-11S	8/27/2013		NS	<0,5	NS	NS	NS	<2,0	8,3	<0,23	NA	<0,31	<0,5	NS	<0,44	<0,34	<0,79	NS	NS	NS	NS	NA	NS	NS	NS	<0,21	<0,2	<0,29	<0,21	ND	NS	8,3	0
MW-11S	12/13/2013		NS	<0,5	NS	NS	NS	<2,0	5,4	<0,23	NA	<0,31	<0,5	NS	<0,44	<0,34	<0,79	NS	NS	NS	NS	NA	NS	NS	NS	<0,24	<0,2	<0,28	<0,2	ND	NS	5,4	0
MW-11S	3/19/2014		NS	<0,33	NS	NS	NS	<2,0	9	<0,34	NA	<0,30	<0,5	NS	<0,33	<0,38	<0,54	NS	NS	NS	NS	NA	NS	NS	NS	<0,24	<0,2	<0,28	<0,2	ND	NS	9	0
MW-11S	6/17/2014		NS	<0,33	NS	NS	NS	<2,0	5,4	<0,34	NA	<0,30	<0,5	NS	<0,33	<0,38	<0,54	NS	NS	NS	NS	NA	NS	<5,0	<5,0	<0,50	<1,0	<1,0	NA	NA	NS	5,4	0
MW-11S	12/9/2014		NS	<2,0	<5,0	<5,0	<5,0	<2,0	52,3	<1,0	NA	<1,0	<1,0	NS	<1,0	<1,0	<2,0	<5,0	<5,0	<5,0	<5,0	NA	<5,0	NS	NS	<1,0	<1,0	<1,0	<1,0	NS	NS	52,3	0
MW-11S	3/13/2015		NS	<2,0	NS	NS	NS	<5,0	113	<1,0	NA	1,7	<2,0	NS	<1,0	<1,0	<2,0	NS	NS	NS	NS	NA	NS	NS	NS	<1,0	<1,0	<1,0	<1,0	NS	NS	115,03	0
MW-11S	6/4/2015		NS	<2,0	NS	NS	NS	<5,0	35	<1,0	<1,0	<1,0	<2,0	NS	<1,0	<1,0	<2,0	NS	NS	NS	NS	NA	NS	NS	NS	<1,0	<1,0	<1,0	<1,0	NS	NS	35	0
MW-11S	8/15/2015		NS	<2,0	NS	NS	NS	<5,0	55,3	<1,0	<1,0	0,66	<2,0	NS	<1,0	<1,0	<2,0	NS	NS	NS	NS	NA	NS	NS	NS	<1,0	<1,0	<1,0	<1,0	NS	NS	55,96	0
MW-11S	12/19/2015		NS	<2,0	NS	NS	NS	<5,0	70,1	<1,0	<1,0	0,82	<2,0	NS	<1,0	<1,0	<2,0	NS	NS	NS	NS	NA	NS	NS	NS	<1,0	<1,0	<1,0	<1,0	NS	NS	70,92	0
MW-11S	3/20/2016		NS	<2,0	NS	NS	NS	<5,0	85,9	<1,0	<1,0	0,89	<2,0	NS	<1,0	<1,0	<2,0	NS	NS	NS	NS	NA	NS	<1,0	<1,0	<1,0	<1,0	<1,0	<1,0	ND	NS	87,2	0
MW-11S	6/16/2016		<2,0	<2,0	<2,0	<1,0	<1,0	<5,0	34,3	<1,0	<1,0	0,33	<2,0	<10	<1,0	<1,0	<2,0	<5,0	<1,0	<1,0	<1,0	NA	<1,0	<1,0	<1,0	<1,0	<1,0	<1,0	<1,0	ND	NS	34,87	0
MW-11S	9/23/2016		<2,0	<2,0	<2,0	<1,0	<1,0	<5,0	45,3	<1,0	<1,0	0,51	<2,0	<10	<1,0	<1,0	<2,0	<5,0	<1,0	<1,0	<1,0	NA	<1,0	<1,0	<1,0	<1,0	<1,0	<1,0	<1,0	ND	NS	45,81	0
MW-11S	1/21/2017		<2,0	<2,0	<2,0	<1,0	<1,0	<5,0	68	<1,0	<1,0	0,69	<2,0	<10	<1,0	<1,0	<2,0	<5,0	<1,0	<1,0	<1,0	NA	<1,0	<2,0	<2,0	<0,50	<1,0	<1,0	<1,0	ND	NS	69,12	0
MW-11S	3/24/2017		<1,0	<2,0	<2,0	<1,0	<2,0	<2,0	23,1	<1,0	<1,0	0,29	<2,0	<10	<1,0	<1,0	<2,0	<5,0	<2,0	<2,0	<2,0	<2,0	<1,0	<1,0	<1,0	<1,0	<1,0	<1,0	<1,0	ND	NS	23,39	0
MW-11S	7/2/2017		<2,0	<2,0	<2,0	<1,0	<1,0	<5,0	19,9	<1,0	<1,0	<1,0	<2,0	<10	<1,0	<1,0	<2,0	<5,0	<1,0	<1,0	<1,0	<1,0	<1,0	<1,0	<1,0	<1,0	<1,0	<1,0	<1,0	ND	NS	19,9	0

Appendix A
Groundwater Analytical Results - February 2003 - December 2024 (µg/L)
Perma-Fix of South Georgia Inc., Valdosta, GA

			Chlorinated and Non-Chlorinated VOCs																									Aromatic/						Total VOCs	
Sample Location	Sample Date	QA/QC Reference	Dibromomethane	Dichlorodifluoromethane (DCDFM) (difluorodichloromethane)	Hexachlorobutadiene	Isopropylbenzene	4-Isopropyltoluene (p-Isopropyltoluene)	Methylene Chloride	Tetrachloroethene (PCE)	Trans-1,2-Dichloroethene	Trans-1,3-Dichloropropene	Trichloroethene (TCE)	Trichlorofluoromethane	Vinyl Acetate	Vinyl Chloride	Bromoform	Bromomethane	Naphthalene	N-Propylbenzene	N-Butylbenzene	Sec-Butylbenzene	Tert-Butylbenzene	Styrene	1,2,4-Trimethylbenzene	1,3,5-Trimethylbenzene	Benzene	Toluene	Ethylbenzene	Methyl Tert-Butyl Ether	Total Xylenes	Heptachlor	Total Chlorinated and Non Chlorinated VOCs1	Total Aromatic/Hydrocarbon VOCs
	Current GW Standard		1 [b]	1 [b]	50 [a]	1 [b]	1 [b]	5 [a]	5 [a]	100 [a]	1 [b]	5 [a]	1 [b]	2 [b]	2 [a]	80 [a]	5 [b]	5 [b]	1 [b]	1 [b]	1 [b]	1 [b]	100 [a]	1 [b]	1 [b]	5 [a]	1000 [a]	700 [a]	5 [b]	10000 [a]	0.4 [a]	---	---
MW-11S	9/21/2017	DUP	<2.0	<2.0	<2.0	<1.0	<1.0	<5.0	38.8	<1.0	<1.0	0.41	<2.0	<10	<1.0	<1.0	<2.0	<5.0	<1.0	<1.0	<1.0	<1.0	<1.0	<1.0	<1.0	<1.0	<1.0	<1.0	<1.0	ND	NS	39.21	0
MW-11S	9/21/2017		<2.0	<2.0	<2.0	<1.0	<1.0	<5.0	41.1	<1.0	<1.0	0.42	<2.0	<10	<1.0	<1.0	<2.0	<5.0	<1.0	<1.0	<1.0	<1.0	<1.0	<1.0	<1.0	<1.0	<1.0	<1.0	<1.0	ND	NS	41.52	0
MW-11S	1/11/2018		<2.0	<2.0	<2.0	<1.0	<1.0	<5.0	13.8	<1.0	<1.0	<1.0	<2.0	<10	<1.0	<1.0	<2.0	<5.0	<1.0	<1.0	<1.0	<1.0	<1.0	<1.0	<1.0	<1.0	<1.0	<1.0	<1.0	ND	NS	13.8	0
MW-11S	3/14/2018		<2.0	<2.0	<2.0	<1.0	<1.0	<5.0	19.6	<1.0	<1.0	<1.0	<2.0	<10	<1.0	<1.0	<2.0	<5.0	<1.0	<1.0	<1.0	<1.0	<1.0	<1.0	<1.0	<1.0	<1.0	<1.0	<1.0	ND	NS	19.6	0
MW-11S	6/27/2018		<2.0	<2.0	<2.0	<1.0	<1.0	<5.0	43.4	<1.0	<1.0	0.53 J	<2.0	<10	<1.0	<1.0	<2.0	<5.0	<1.0	<1.0	<1.0	<1.0	<1.0	<1.0	<1.0	<1.0	<1.0	<1.0	<1.0	ND	NS	44.81	0
MW-11S	10/19/2018		<2.0	<2.0	<2.0	<1.0	<1.0	<5.0	10.4	<1.0	<1.0	<1.0	<2.0	<10	<1.0	<1.0	<2.0	<5.0	<1.0	<1.0	<1.0	<1.0	<1.0	<1.0	<1.0	<1.0	<1.0	<1.0	<1.0	ND	NS	10.77	0
MW-11S	1/23/2019		<2.0	<2.0	<2.0	<1.0	<1.0	<5.0	44.4	<1.0	<1.0	0.64 J	<2.0	<10	<1.0	<1.0	<2.0	<5.0	<1.0	<1.0	<1.0	<1.0	<1.0	<1.0	<1.0	<1.0	2.4	<1.0	<1.0	ND	NS	45.04	2.4
MW-11S	4/24/2019		<2.0	<2.0	<2.0	<1.0	<1.0	<5.0	37.1	<1.0	<1.0	2.6	<2.0	<10	<1.0	<1.0	<2.0	<5.0	<1.0	<1.0	<1.0	<1.0	<1.0	<1.0	<0.2	<0.2	54.7	0.6	0.7	1.9	2.6	NS	44.94	60.5
MW-11S	8/1/2019		<2.0	<2.0	<2.0	<1.0	<1.0	<5.0	17.9	<1.0	<1.0	0.81	<2.0	<10	<1.0	<1.0	<2.0	<5.0	<1.0	<1.0	<1.0	<1.0	<1.0	<1.0	<1.0	<1.0	<1.0	<1.0	<1.0	ND	NS	20.41	0.8
MW-11S	10/31/2019		<2.0	<1.0	<2.0	<1.0	<1.0	<5.0	33.9	<1.0	<1.0	0.54	<2.0	<10	<1.0	<1.0	<2.0	<5.0	<1.0	<1.0	<1.0	<1.0	<1.0	<1.0	<1.0	<1.0	0.52	<1.0	<1.0	ND	NS	35.44	0.52
MW-11S	1/23/2020		<2.0	<2.0	<2.0	<1.0	<1.0	<5.0	70.5	<1.0	<1.0	6.4	<2.0	<10	<1.0	<1.0	<1.0	<5.0	<1.0	<1.0	<1.0	<1.0	<1.0	<1.0	<1.0	<1.0	14.3	0.63 J	<1.0	ND	NS	157.69	16.53
MW-11S	10/22/2020		<2.0	<2.0	<2.0	<1.0	<1.0	<5.0	25.1	<1.0	<1.0	2.1	<2.0	<10	<1.0	<1.0	<2.0	<5.0	<1.0	<1.0	<1.0	<1.0	<1.0	<1.0	<1.0	<1.0	6.1	<1.0	<1.0	0.81	NS	46.63	6.91
MW-11S	12/15/2021		<2.0	<2.0	<2.0	<1.0	<1.0	<5.0	12.5	<1.0	<1.0	1	<2.0	<10	<1.0	<1.0	<5.0	<5.0	<1.0	<1.0	<1.0	<1.0	<1.0	<1.0	<1.0	<1.0	2.3	<1.0	<1.0	ND	NS	18.97	2.3
MW-11S	11/9/2022	DUP	<2.0	<2.0	<2.0	<1.0	<1.0	<5.0	8.8	<1.0	<1.0	0.95 J	<2.0	<10	<1.0	<1.0	<5.0	<5.0	<1.0	<1.0	<1.0	<1.0	<1.0	<1.0	<1.0	<1.0	2.7	<1.0	<1.0	ND	NS	16.75	2.7
MW-11S	11/9/2022		<2.0	<2.0	<2.0	<1.0	<1.0	<5.0	10.8	<1.0	<1.0	0.98 J	<2.0	<10	<1.0	<1.0	<5.0	<5.0	<1.0	<1.0	<1.0	<1.0	<1.0	<1.0	<1.0	<1.0	3	<1.0	<1.0	ND	NS	17.88	3
MW-11S	12/12/2023		<2.0	<2.0	<2.0	<1.0	<1.0	<5.0	58.1	<1.0	<1.0	<1.0	<2.0	<10	<1.0	<1.0	<5.0	<5.0	<1.0	<1.0	<1.0	<1.0	<1.0	<1.0	<1.0	<1.0	<1.0	<1.0	<1.0	ND	ND	58.1	0
MW-11S	12/10/2024		<1,0	<1,0	<5,0	<1,0	<1,0	<5,0	51	<1,0	<1,0	<1,0	<1,0	<2,0	<1,0	<1,0	<5,0	<5,0	<1,0	<1,0	<1,0	<1,0	<1,0	<1,0	<1,0	<1,0	<1,0	<1,0	<5,0	<1,0	<0,049	51	0
MW-12S	7/20/2006		NS	<0,3	<0,4	<0,1	0,5	<2,0	<0,3	<0,2	NA	<0,3	<0,3	NS	NS	8,6	<0,2	<0,6	5,8	<0,3	<0,3	<0,2	NA	<0,1	NS	NS	2,4	<0,2	<0,3	NS	NS	24,1	2,4
MW-12S	8/30/2007		NS	NS	NS	NS	NS	<2,0	<0,3	NS	NA	1,6	NS	NS	4,3	NS	NS	NS	NS	NS	NS	NS	NA	NS	NS	NS	1,7	<0,3	<0,3	2,6	ND	NS	7,7	4,3
MW-12S	12/20/2007		NS	<0,3	NS	NS	NS	<0,7	<0,4	<0,4	NA	<0,3	<0,5	NS	NS	3,7	<0,4	<0,5	NS	NS	NS	NS	NA	NS	NS	NS	1,8	<0,28	<0,34	NS	ND	NS	4,7	1,8
MW-12S	3/18/2008		NS	<0.31	NS	NS	NS	1.7	<0.35	<0.41	NA	0.29	<0.46	NS	2.1	<0.35	<0.45	NS	NS	NS	NS	NS	NA	NS	NS	NS	1.1	<0.28	<0.34	5.4	ND	NS	5.46	6.5
MW-12S	6/20/2008		NS	<0.31	NS	NS	NS	<0.65	<0.35	<0.41	NA	<0.26	<0.46	NS	1.8	<0.35	<0.45	NS	NS	NS	NS	NS	NA	NS	NS	NS	14	<0.35	<0.29	2.6	ND	NS	2.42	16.6
MW-12S	9/23/2008		NS	<0,14	NS	NS	NS	<0,25	<0,32	<0,49	NA	<0,50	<0,45	NS	2,4	<0,25	<0,48	NS	NS	NS	NS	NS	NA	NS	NS	NS	1,1	0,36	<0,29	3,3	ND	NS	4,1	4,8
MW-12S	12/15/2008		NS	<0,14	<1,5	NS	NS	<0,25	1	<0,49	NA	1,4	<0,45	NS	1,1	<0,25	<0,48	NS	NS	NS	NS	NS	NA	NS	NS	NS	<0,2	<0,27	<0,2	NS	ND	NS	4,5	0
MW-12S	3/30/2009		NS	<0.38	NS	NS	NS	<0,53	0,92	<0,34	NA	7,2	<0,28	NS	5,4	<0,71	<0,49	NS	NS	NS	NS	NS	NA	NS	NS	NS	0,55	3	<0,43	0,59	1,76	NS	18,92	5,9
MW-12S	7/10/2009		NS	<0.75	NS	NS	NS	<0,41	2,6	<0,47	NA	6	<0,57	NS	<0,48	<0,22	<0,63	NS	NS	NS	NS	NS	NA	NS	NS	NS	4,3	<0,27	<0,20	1,5	ND	NS	12,6	5,8
MW-12S	9/30/2009		NS	<0.38	NS	NS	NS	<0,53	<0,36	<0,34	NA	2,4	<0,28	NS	2	<0,71	<0,49	NS	NS	NS	NS	NS	NA	NS	NS	NS	1,8	<0,35	<0,28	2,9	ND	NS	7,2	5,1
MW-12S	12/10/2009		NS	<0.13	NS	NS	NS	<0,23	<0,31	<0,46	NA	<0,56	<0,41	NS	1,5	<0,26	<0,44	NS	NS	NS	NS	NS	NA	NS	NS	NS	0,87	<0,053	<0,10	0,9	ND	NS	1,5	1,8
MW-12S	3/6/2010		NS	<0,091	NS	NS	NS	<0,070	<0,099	<0,11	NA	9,2	<0,15	NS	3,6	<0,20	<0,28	NS	NS	NS	NS	NS	NA	NS	NS	NS	1,1	<0,43	<0,43	<0,91	ND	NS	20,77	1,1
MW-12S	5/29/2010		NS	<0,75	NS	NS	NS	<0,41	1,2	<0,47	NA	3,6	<0,57	NS	2,3	<0,22	<0,63	NS	NS	NS	NS	NS	NA	NS	NS	NS	0,83	<0,2	<0,2	0,82	ND	NS	11,5	1,7
MW-12S	8/4/2010		NS	<0,67	NS	NS	NS	<2,0	<0,44	<0,34	NA	1,7	<0,4	NS	3	<0,24	<0,78	NS	NS	NS	NS	NS	NA	NS	NS	NS	1,1	<0,2	<0,2	0,61	ND	NS	9,28	1,7
MW-12S	10/15/2010		NS	<0.67	NS	NS	NS	<2,0	<0,44	<0,34	NA	1,2	<0,4	NS	4	<0,24	<0,78	NS	NS	NS	NS	NS	NA	NS	NS	NS	0,89	<0,20	<0,20	<0,34	ND	NS	8,9	0,9
MW-12S	2/28/2011		NS	<0.50	NS	NS	NS	<2,0	<0,25	<0,35	NA	9,7	<0,50	NS	7,6	<0,20	<0,50	NS	NS	NS	NS	NS	NA	NS	NS	NS	1,5	<0,20	<0,20	<0,34	ND	NS	31,8	1,5
MW-12S	5/27/2011		NS	<0.50	NS	NS	NS	<2,0	<0,25	<0,35	NA	11,4	<0,50	NS	11	<0,20	<0,50	NS	NS	NS	NS	NS	NA	NS	NS	NS	1,1	<0,2	<0,2	1	ND	NS	39,94	2,1
MW-12S	8/24/2011		NS	<0,5	NS	NS	NS	<2,0	<0,25	<0,35	NA	2,3	<0,5	NS	2,6	<0,2	<0,5	NS	NS	NS	NS	NS	NA	NS	NS	NS	0,88	<0,2	<0,2	<0,34	ND	NS	8,1	0,9
MW-12S	11/15/2011		NS	<0,5	NS	NS	NS	<2,0	<0,25	<0,35	NA	14	<0,5	NS	9,1	<0,2	<0,5	NS	NS	NS	NS	NS	NA	NS	NS	NS	0,51	<0,2	<0,2	<0,34	ND	NS	32,1	0,5
MW-12S	2/28/2012		NS	<0,5	NS	NS	NS	<2,0	<0,25	<0,35	NA	0,82	<0,5	NS	0,95	<0,2	<0,5	NS	NS	NS	NS	NS	NA	NS	NS	NS	0,81	<0,2	<0,2	<0,34	ND	NS	2,71	0,8
MW-12S	4/23/2012		NS	<0,5	NS	NS	NS	<2,0	<0,25	<0,35	NA	6,6	<0,5	NS	3,3	<0,2	<0,5	NS	NS	NS	NS	NS	NA	NS	NS	NS	0,48	<0,2	<0,2	<0,34	ND	NS	13,3	0,5
MW-12S	8/20/2012		NS	<0.5	NS	NS	NS	<2,0	<0,25	<0,35	NA	4,5	<0,5	NS	1,3	<0,2	<0,5	NS	NS	NS	NS	NS	NA	NS	NS	NS	1	<0,2	<0,29	<0,21	ND	NS	8,6	1
MW-12S	11/14/2012		NS	<0,5	NS	NS	NS	<2,0	0,48	<0,23	NA	54,6	<0,5	NS	9,7	<0,34	<0,79	NS	NS	NS	NS	NS	NA	NS	NS	NS	0,72	0,54	<0,29	0,55	0,67	NS	85,07	2,5
MW-12S	3/4/2013		NS	<0,5	NS	NS	NS	<2,0	<0,32	<0,23	NA	<0,31	<0,5	NS	0,89	<0,34	<0,79	NS	NS	NS	NS	NS	NA	NS	NS	NS	0,54	<0,2	<0,29	0,42	ND	NS	1,39	1
MW-12S	6/12/2013		NS	<0,5	NS	NS	NS	<2,0	<0,32	<0,23	NA	10,3	<0,5	NS	1,7	<0,34	<0,79	NS	NS	NS	NS	NS	NA	NS	NS	NS	0,5	<0,2	<0,29	0,73	ND	NS	16,1	1,2
MW-12S	8/29/2013		NS	<0,5	NS	NS	NS	<2,0	<0,32	<0,23	NA	7,8	<0,5	NS	<0,44	<0,34	<0,79	NS	NS	NS	NS	NS	NA	NS	NS	NS	2	<0,2	<0,29	0,35	ND	NS	11,2	2,4
MW-12S	12/11/2013		NS	<0,5	NS	NS	NS	<2,0	2,2	<0,23	NA	99	<0,5	NS	26,9	<0,34	<0,79	NS	NS	NS	NS	NS	NA	NS	NS	NS	1,5	2,9	<0,28	<0,20	ND	NS	167,2	4,4
MW-12S	3/19/2014		NS	<0.33	NS	NS	NS	<2,0	2,9	<0,34	NA	94,2	<0,5	NS	29,4	<0,38	<0,54	NS	NS	NS	NS	NS	NA	NS	NS	NS	2,9	0,2	<0,28	<0,20	ND	NS	160,9	3,3
MW-12S	6/17/2014		NS	<0.33	NS	NS	NS	<2,0	4,3	<0,34	NA	105	<0,5	NS	41,1	<0,38	<0,54	NS	NS	NS	NS	NS	NA	NS	<5,0	<5,0	2	<1,0	<1,0	NA	NA	NS	220,13	2
MW-12S	12/8/2014		NS	<2,0	<5,0	<5,0	<5,0	<2,0	4,8	<1,0	NA	119	<1,0	NS	41,1	<1,0	<2,0	<5,0	<5,0	<5,0	<5,0	<5,0	NA	<5,0	NS	NS	5,3	1,1	0,48	<1,0	0,96	NS	210,54	6,9
MW-12S	3/12/2015		NS	<2,0	NS	NS	NS	<5,0	9	<1,0	NA	201	<2,0	NS	91,8	<1,0	<2,0	NS	NS	NS	NS	NS	NA	NS	NS	NS	5,6	1	0,49	<1,0	1,3	NS	410,01	7,1
MW-12S	6/3/2015		NS	<2,0	NS	NS	NS	<5,0	8,5	0,46	<1,0	177	<2,0	NS	86,1	<1,0	<2,0	NS	NS	NS	NS	NS	NA	NS	NS	NS	5,2	1,1	0,41	<1,0	1,1	NS	375,16	6,7
MW-12S	8/14/2015		NS	<2,0	NS	NS	NS	<5,0	9,3	<1,0	<1,0	211	<2,0	NS	74,1	<1,0	<2,0	NS	NS	NS	NS	NS	NA	NS	NS	NS	10,5	4	1,8	<2,5	2,4	NS	404,58	16,3
MW-12S	12/18/2015		NS	<5,0	NS	NS	NS	<13	10,5	<2,5	<2,5	250	<5,0	NS	152	<2,5	<5,0	NS	NS	NS	NS	NS	NA	NS	NS	NS	6,5	1,3	0,7	<2,5	NS	NS	542,4	8,5
MW-12S	3/19/2016		NS	<5,0	NS	NS	NS	<13	7,9	<2,5	<2,5	213	<5,0	NS	128	<2,5	<5,0	NS	NS	NS	NS	NS	NA	NS	0,35	<1,0	9,3	2,6	1,3	<1,0	2,21	NS	455,45	15,4
MW-12S	6/16/2016		<2,0	<2,0	<2,0	<1,0	<1,0	<5,0	6,7	<1,0	<1,0	179	<2,0	<10	130	<1,0	<2,0	<5,0	<1,0	<1,0	<1,0	NA	<1,0	0,43	<1,0	11,9	3,2	1,7	<1,0	3,1	NS	421,54	19,9
MW-12S	9/23/2016		<2,0	<2,0	1,3	<1,0	<1,0	<5,0	5,8	<1,0	<1,0	106	<2,0	<10	96,4	<1,0	<2,0	1,3	<1,0	<1,0	<1,0	NA	<1,0	<2,0	<2,0	8,2	2,3	1,5	<2,0	0,81	NS	281,47	12,8
MW-12S	1/20/2017		<4,0	<4,0	<4,0	<2,0	<2,0	<10	1,8	<2,0	<2,0	32,3	<4,0	<20	98,8	<2,0	<4,0	<10	<2,0	<2,0	<2,0	NA	<2,0	1,4	0,75	25,7	8	5,9	<1,0	8	NS	163,19	47,6
MW-12S	3/23/2017		<1,0	<2,0	<2,0	0,33	<2,0	<2,0	2,9	<1,0	<1,0	52,9	<2,0	<10	189	<1,0	<2,0	<5,0	<2,0	<2,0	<2,0	<2,0	<1,0	<1,0	<1,0	4,9	0,49	0,36	<1,0	0,59	NS	379,04	6,3
MW-12S	7/1/2017		<2,0	<2,0	<2,0	<1,0	<1,0	<5,0	3,7	<1,0	<1,0	83,5	<2,0	<10	58,4	<1,0	<2,0	<5,0	<1,0	<1,0	<1,0	<1,0	<1,0	<1,0	<1,0	4,6	0,44	<1,0	<1,0	0,45	NS	219,66	5,5
MW-12S	9/21/2017		<2,0	<2,0	<2,0	<1,0	<1,0	<5,0	3,3	<1,0	<1,0	91,4	<2,0	<10	38,5	<1,0	<2,0	<5,0	<1,0	<1,0	<1,0	<1,0	<1,0	0,72	0,45	25,8	7,9	5,2	0,38	1,2	NS	201,82	41,8
MW-12S	1/8/2018		<2,0	<2,0	<2,0	<1,0	<1,0	<5,0	8,9	0,26	<1,0	197	<2,0	<10	211	<1,0	<2,0	<5,0	<1,0	<1,0	<1,0	<1,0	<1,0	<1,0	<1,0	3,1	<1,0	<1,0	<1,0	ND	NS	591,02	3,1
MW-12S	3/14/2018		<2,0	<2,0	<2,0	<1,0	<1,0	<5,0	2,2	<1,0	<1,0	59,3	<2,0	<10	41,8	<1,0	<2,0	<5,0	<1,0	<1,0	<1,0	<1,0	<1,0	<1,0	<1,0	3,1	<1,0	<1,0	<1,0	ND	NS	154,8	3,1
MW-12S	6/27/2018		<2,0	<2,0	<2,0	<1,0	<1,0	<5,0	1,6	<1,0	<1,0	31,5	<2,0	<10	16,8	<1,0	<2,0	<5,0	<1,0	<1,0	<1,0	<1,0	<1,0	<1,0	2,1	1,1	32,7	9,4	5,2	0,54 J	3,9	NS	81,37	51,7
MW-12S	10/18/2018		<2,0	<2,0	<2,0	0,34 J	<1,0	<5,0	2,1	<1,0	<1,0	25,6	<2,0	<10	181	<1,0	<2,0	1,0 J	<1,0	<1,0	<1,0	<1,0	<1,0	<1,0	1,0 J	<2,0	29,5	4,5	2,7	0,49 J	2,17 J	NS	294,76	39,4
MW-12S	1/23/2019		<4	<4	<4	<2,0	<2,0	<10	2	<2,0	<2,0	28,9	<4	<20	168	<2,0	<4	<10	<2,0	<2,0	<2,0	<2,0	<2,0	<2,0	0,93 J	0,56 J	20,1	2,5	2	<2,0	0,6 J	NS	265,01	25,2
MW-12S	4/24/2019		<4,0	<4,0	<4,0	<2,0	<2,0	<10	2,6	<2,0	<2,0	50,1	<4	<20	137	<2	<4	<10	<2,0	<2,0	<2,0	<2,0	<2,0	<2,0	<10	<10	<10	69	<15	<10	ND	NS	265,74	69
MW-12S	7/31/2019		<2,0	<2,0	<2,0	<1,0	<1,0	<5,0	3,1	<1,0	<1,0	67,5	<2,0	<10	58,1	<1,0	<2,0	<5,0	<1,0	<1,0	<1,0	<1,0	<1,0	<1,0	0,67	0,29	13,2	0,85	0,8	<1,0	0,62	NS	205,69	15,5
MW-12S	10/30/2019		<2,0	<2,0	<2,0	<1,0	<1,0	<5,0	2	<1,0	<1,0	45,6	<2,0	<10	39,7	<1,0	<2,0	<5,0	<1,0	<1,0	<1,0	<1,0	<1,0	<1,0	0,7	0,29	10,2	0,8	0,8	<1,0	ND	NS	139,22	12,54
MW-12S	1/23/2020		<2,0	<2,0	<2,0	<1,0	<1,0	<5,0	1,1	<1,0	<1,0	8,2	<2,0	<10	72,6	<1,0	<1,0	<5,0	<1,0	<1,0	<1,0	<1,0	<1,0	<1,0	0,55	<1,0	18,7	0,85	0,37	0,31 J	0,5	<0,01	178,75	20,73
MW-12S	4/22/2021		<2,0	<2,0	<2,0	<1,0	<1,0	<5,0	2,1	<1,0	<1,0	42	<2,0	NS	<1,0	<1,0	<1,0	0,42 J	<1,0	<1,0	<1,0	<1,0	<1,0	<1,0	<1,0	<1,0	8	1,5	<1,0	<1,0	0,75 J	NS	92,05	10,24
MW-12S	12/15/2021		<2,0	<2,0	<2,0	<1,0	<1,0	<5,0	<1,0	<1,0	<1,0	3,5	<2,0	<10	7,2	<1,0	<5,0	<5,0	<1,0	<1,0	<1,0	<1,0	<1,0	<1,0	<1,0	<1,0	3,7	<1,0	<1,0	<1,0	ND	NS	17,1	3,7
MW-12S	5/19/2022		<2,0	<2,0	<2,0	<1,0	<1,0	<5,0	1,3	<1,0	<1,0	27	<2,0	<10	7,9	<1,0	<5,0	<5,0	<1,0	<1,0	<1,0	<1,0	<1,0	<1,0	<1,0	<1,0	1,7	<1,0	<1,0	<1,0	ND	NS	57,69	1,7
MW-12S	11/9/2022		<2,0	<2,0	<2,0	<1,0	<1,0	<5,0	1	<1,0	<1,0	33,9	<2,0	<10	22,7	<1,0	<5,0	<5,0	<1,0	<1,0	<1,0	<1,0	<1,0	<1,0	<1,0	<1,0	5	<1,0	<1,0	<1,0	ND	NS	105,71	5
MW-12S	4/20/2023		<2,0	<2,0	<2,0	<1,0	<1,0	<5,0	1	<1,0	<1,0	3	<2,0	<10	1,7	<1,0	<5,0	<5,0	<1,0	<1,0	<1,0	<1,0	<1,0	<1,0	<1,0	<1,0	<1,0	<1,0	<1,0	<1,0	ND	ND	7,19	0

Appendix A
Groundwater Analytical Results - February 2003 - December 2024 (µg/L)
Perma-Fix of South Georgia Inc., Valdosta, GA

			Chlorinated and Non-Chlorinated VOCs																							Aromatic/						Total VOCs	
Sample Location	Sample Date	QA/QC Reference	Dibromomethane	Dichlorodifluoromethane (DCDFM) (difluorodichloromethane)	Hexachlorobutadiene	Isopropylbenzene	4-Isopropyltoluene (p-Isopropyltoluene)	Methylene Chloride	Tetrachloroethene (PCE)	Trans-1,2-Dichloroethene	Trans-1,3-Dichloropropene	Trichloroethene (TCE)	Trichlorofluoromethane	Vinyl Acetate	Vinyl Chloride	Bromoform	Bromomethane	Naphthalene	N-Propylbenzene	N-Butylbenzene	Sec-Butylbenzene	Tert-Butylbenzene	Styrene	1,2,4-Trimethylbenzene	1,3,5-Trimethylbenzene	Benzene	Toluene	Ethylbenzene	Methyl Tert-Butyl Ether	Total Xylenes	Heptachlor	Total Chlorinated and Non Chlorinated VOCs1	Total Aromatic/Hydrocarbon VOCs
	Current GW Standard		1 [b]	1 [b]	50 [a]	1 [b]	1 [b]	5 [a]	5 [a]	100 [a]	1 [b]	5 [a]	1 [b]	2 [b]	2 [a]	80 [a]	5 [b]	5 [b]	1 [b]	1 [b]	1 [b]	1 [b]	100 [a]	1 [b]	1 [b]	5 [a]	1000 [a]	700 [a]	5 [b]	10000 [a]	0.4 [a]	---	---
MW-12S	11/9/2023		<2.0	<2.0	<2.0	<1.0	<1.0	<5.0	1	<1.0	<1.0	8	<2.0	<10	6.9	<1.0	<5.0	<5.0	<1.0	<1.0	<1.0	<1.0	<1.0	<1.0	<1.0	1.8	<1.0	<1.0	<1.0	ND	ND	24.6	1.8
MW-12S	5/1/2024		<1.0	<1.0	<5.0	<1.0	<1.0	<5.0	<1.0	<1.0	<1.0	9.0	<1.0	<2.0	3.2	<1.0	<5.0	<5.0	<1.0	<1.0	<1.0	<1.0	<1.0	<1.0	<1.0	1.4	<1.0	<1.0	<5.0	ND	ND	22.6	1.4
MW-12S	5/1/2024	DUP	<1.0	<1.0	<5.0	<1.0	<1.0	<5.0	1.0	<1.0	<1.0	22	<1.0	<2.0	<1.0	<1.0	<5.0	<5.0	<1.0	<1.0	<1.0	<1.0	<1.0	<1.0	<1.0	3.4	<1.0	<1.0	<5.0	ND	ND	60.8	3.4
MW-12S	12/10/2024		<1.0	<1.0	<5.0	<1.0	<1.0	<5.0	<1.0	<1.0	<1.0	5.1	<1.0	<2.0	6.0	<1.0	<5.0	<5.0	<1.0	<1.0	<1.0	<1.0	<1.0	<1.0	<1.0	2.0	<1.0	<1.0	<5.0	<1.0	<0.051	20.4	2.0
MW-13S	7/20/2006		NS	<15	<20	<5.0	<25	<100	196	<10	NA	2720	<15	NS	197	<10	<30	<15	<15	<15	<10	NA	<5.0	NS	NS	3.1	430	12	NS	0	NS	4880	445.1
MW-13S	8/30/2007		NS	NS	NS	NS	NS	<20	200	NS	NA	190	NS	NS	500	NS	NS	NS	NS	NS	NS	NA	NS	NS	NS	<120	3600	<170	<100	300	NS	6392	3900
MW-13S	12/20/2007		NS	<160	NS	NS	NS	<320	440	<200	NA	400	<230	NS	1400	<180	<220	NS	NS	NS	NS	NA	NS	NS	NS	<12	31	<17	NS	0	NS	53940	31
MW-13S	3/18/2008		NS	<16	NS	NS	NS	100	1100	<20	NA	590	110	NS	<26	<18	<22	NS	NS	NS	NS	NA	NS	NS	NS	<12	280	<17	<10	30	NS	8400	310
MW-13S	6/20/2008		NS	<16	NS	NS	NS	170	210	<20	NA	130	<23	NS	240	<18	<22	NS	NS	NS	NS	NA	NS	NS	NS	<2.9	7.2	<2.9	<2.1	0	NS	4230	7.2
MW-13S	9/16/2008		NS	<1.4	NS	NS	NS	<2.5	<3.2	<4.9	NA	64	<4.5	NS	31	<2.5	<4.8	NS	NS	NS	NS	NA	NS	NS	NS	1.9	300	24	<0.21	84	NS	202	409.9
MW-13S	12/15/2008		NS	8.1	<1.5	NS	NS	7.2	780	1.1	NA	660	6.8	NS	190	<0.25	<0.48	NS	NS	NS	NS	NA	NS	NS	NS	<40	2500	180	NS	540	NS	4824.96	3220
MW-13S	3/30/2009		NS	<76	NS	NS	NS	<110	13000	<68	NA	1100	<56	NS	290	<140	<98	NS	NS	NS	NS	NA	NS	NS	NS	5.7	1400	52	<0.26	191	NS	50690	1648.7
MW-13S	7/10/2009		NS	<0.75	NS	NS	NS	22	3600	5.1	NA	1700	5.4	NS	78	<0.22	<0.63	NS	NS	NS	NS	NA	NS	NS	NS	<10	270	35	<19	113	NS	21346.7	418
MW-13S	9/30/2009		NS	<19	NS	NS	NS	<26	2200	<17	NA	4000	<14	NS	82	<36	<24	NS	NS	NS	NS	NA	NS	NS	NS	<14	100	<14	<12	96	NS	8932	196
MW-13S	12/10/2009		NS	<6.5	NS	NS	NS	64	4100	<23	NA	1500	<20	NS	<29	<13	<22	NS	NS	NS	NS	NA	NS	NS	NS	<2.5	240	29	<6.0	62	NS	8414	331
MW-13S	3/6/2010		NS	<4.6	NS	NS	NS	<3.5	3900	<5.5	NA	1500	<7.5	NS	120	<10	<14	NS	NS	NS	NS	NA	NS	NS	NS	<35	190	<43	<26	0	NS	14070	190
MW-13S	5/29/2010		NS	<75	NS	NS	NS	<41	2700	<47	NA	5300	<63	NS	170	<22	<63	NS	NS	NS	NS	NA	NS	NS	NS	<4.2	177	13.6	<5.0	34.6	NS	12420	225.2
MW-13S	8/4/2010		NS	<13	NS	NS	NS	<40	1610	<6.8	NA	6930	94.6	NS	136	<4.8	<16	NS	NS	NS	NS	NA	NS	NS	NS	<11	67	<10	<13	0	NS	12621.6	67
MW-13S	10/15/2010		NS	<34	NS	NS	NS	<100	842	<17	NA	3780	<20	NS	63.8	<12	<39	NS	NS	NS	NS	NA	NS	NS	NS	<10	70	11.2	<17	0	NS	6389.6	81.2
MW-13S	2/28/2011		NS	<25	NS	NS	NS	167	1050	<18	NA	972	<25	NS	90.6	<10	<25	NS	NS	NS	NS	NA	NS	NS	NS	<10	192	<10	<17	ND	NS	8033.6	192
MW-13S	5/27/2011		NS	<25	NS	NS	NS	<100	1120	<18	NA	3630	<25	NS	114	<10	<25	NS	NS	NS	NS	NA	NS	NS	NS	<5.0	56.9	16.2	<8.5	44.4	NS	12278	117.5
MW-13S	8/24/2011		NS	<13	NS	NS	NS	<50	1090	<8.8	NA	701	<13	NS	138	<5.0	<13	NS	NS	NS	NS	NA	NS	NS	NS	<5.0	177	32.9	<8.5	102	NS	4874	311.8
MW-13S	11/15/2011		NS	<13	NS	NS	NS	<50	3710	<8.8	NA	318	<13	NS	121	<5.0	<13	NS	NS	NS	NS	NA	NS	NS	NS	<5.0	1110	71.9	<8.5	220	NS	14467.2	1402.2
MW-13S	2/28/2012		NS	<13	NS	NS	NS	<50	5690	<8.8	NA	727	<13	NS	93.4	<5.0	<13	NS	NS	NS	NS	NA	NS	NS	NS	<20	1720	94.7	<34	282	NS	30107.4	2097
MW-13S	4/23/2012		NS	<50	NS	NS	NS	<200	5240	<35	NA	939	<50	NS	116	<20	<50	NS	NS	NS	NS	NA	NS	NS	NS	<20	3200	137	<34	432	NS	31302	3769.6
MW-13S	8/20/2012		NS	<50	NS	NS	NS	<200	6960	<35	NA	1700	<50	NS	116	<20	<50	NS	NS	NS	NS	NA	NS	NS	NS	<21	2490	172	<21	570	NS	36866	3231
MW-13S	11/14/2012		NS	<50	NS	NS	NS	<200	5610	<23	NA	1920	<50	NS	111	<34	<79	NS	NS	NS	NS	NA	NS	NS	NS	<21	1770	115	<21	293	NS	32711	2178.1
MW-13S	3/4/2013		NS	<50	NS	NS	NS	<200	9500	<23	NA	612	<50	NS	88.2	<34	<79	NS	NS	NS	NS	NA	NS	NS	NS	<53	1720	106	<53	396	NS	29770.2	2222
MW-13S	6/12/2013		NS	<130	NS	NS	NS	<500	11200	<57	NA	1310	<130	NS	<110	<86	<200	NS	NS	NS	NS	NA	NS	NS	NS	<11	442	80.7	<11	268	NS	43910	791
MW-13S	8/27/2013		NS	<25	NS	NS	NS	<100	4720	<11	NA	1290	<25	NS	46	<17	<39	NS	NS	NS	NS	NA	NS	NS	NS	<11	212	35.5	<11	177	NS	10479	364.2
MW-13S	12/12/2013		NS	<25	NS	NS	NS	<100	2450	<11	NA	8150	34.6	NS	89.3	<17	<39	NS	NS	NS	NS	NA	NS	NS	NS	<12	144	22.3	<10	62.2	NS	13645.1	228.5
MW-13S	3/19/2014		NS	<17	NS	NS	NS	<100	1510	<17	NA	1850	<25	NS	25.6	<13	<27	NS	NS	NS	NS	NA	NS	NS	NS	<12	259	24.8	<10	53.2	NS	6841.6	337
MW-13S	6/17/2014		NS	<17	NS	NS	NS	<100	1750	<17	NA	4600	<25	NS	41.5	<13	<27	NS	NS	NS	NS	NA	NS	1.7	0.64	2.7	428	36.6	NA	97.5	NS	11862.84	467.3
MW-13S	12/9/2014		NS	<2.0	<5.0	1.2	<5.0	4.1	1310	6.1	NA	382	<1.0	NS	341	<1.0	<2.0	<5.0	0.81	<5.0	<5.0	NA	<5.0	NS	NS	2.2	263	31.2	0.97	75.2	NS	12707.41	297.4
MW-13S	3/13/2015		NS	1.3	NS	NS	NS	2	1310	3.6	NA	724	2.7	NS	69	<1.0	<2.0	NS	NS	NS	NS	NA	NS	NS	NS	1.3	220	63.7	<1.0	189	NS	7416.34	285
MW-13S	6/4/2015		NS	<2.0	NS	NS	NS	<5.0	2800	<1.0	<1.0	665	0.73	NS	131	<1.0	<2.0	NS	NS	NS	NS	NA	NS	NS	NS	<20	114	32.5	<20	101	NS	8265.9	146.5
MW-13S	8/15/2015		NS	<40	NS	NS	NS	<100	1860	<20	<20	808	<40	NS	170	<20	<40	NS	NS	NS	NS	NA	NS	NS	NS	<25	141	24.8	<25	56.7	NS	5934	165.8
MW-13S	12/19/2015		NS	<50	NS	NS	NS	56	1150	<25	<25	408	<50	NS	193	<25	<50	NS	NS	NS	NS	NA	NS	NS	NS	<25	91.4	21.3	<25	44.2	NS	5391	112.7
MW-13S	3/20/2016		NS	<50	NS	NS	NS	<130	1270	<25	<25	1300	<50	NS	160	<25	<50	NS	NS	NS	NS	NA	NS	<25	<25	<25	69.7	17.9	<25	40.3	NS	5861	127.9
MW-13S	6/17/2016		<50	<50	<50	<25	<25	<130	975	<25	<25	2110	<50	<250	121	<25	<50	<130	<25	<25	<25	NA	<25	<10	<10	<10	45.6	14.5	<10	25.4	NS	4783	85.5
MW-13S	9/23/2016		<20	<20	<20	<10	<10	<50	678	<10	<10	1200	<20	<100	93.7	<10	<20	<50	<10	<10	<10	NA	<10	<20	<20	<20	1130	61.9	<20	193.8	NS	3805.5	1385.7
MW-13S	1/23/2017		<40	<40	<40	<20	<20	<100	3140	<20	<20	720	<40	<200	256	<20	<40	<100	<20	<20	<20	NA	<20	<40	<40	3.5	755	60.2	<20	190.6	NS	26986	1009.3
MW-13S	3/25/2017		<20	<40	<40	<20	<40	<40	3660	<20	<20	507	<40	<200	230	<20	<40	<100	<40	<40	<40	<40	<20	<100	<100	<100	419	43.6	<100	96.5	NS	19614	559.1
MW-13S	7/2/2017		<200	<200	<200	<100	<100	<500	3420	<100	<100	399	<200	<1000	158	<100	<200	<500	<100	<100	<100	<100	<100	<25	<25	<25	231	41.9	<25	136.2	NS	13494	409.1
MW-13S	9/21/2017		<50	<50	<50	<25	<25	<130	3580	<25	<25	490	<50	<250	131	<25	<50	<130	<25	<25	<25	<25	<25	<20	<20	<20	408	54.5	<20	175.8	NS	11124	638.3
MW-13S	1/11/2018		<40	<40	<40	<20	<20	<100	2990	<20	<20	539	<40	<200	270	<20	<40	<100	<20	<20	<20	<20	<20	<100	<100	<100	362	<100	<100	95	NS	14048	457
MW-13S	3/14/2018		<200	<200	<200	<100	<100	<500	3190	<100	<100	420	<200	<1000	171	<100	<200	<500	<100	<100	<100	<100	<100	<100	<100	<100	794	<100	<100	79.7	NS	12817	873.7
MW-13S	6/27/2018		<200	<200	<200	<100	<100	<500	2340	<100	<100	685	<200	<1000	68.8 J	<100	<200	<500	<100	<100	<100	<100	<100	2.3 J	<5.0	<5.0	194	45.8	<5.0	148.5	NS	18114.1	388.3
MW-13S	10/18/2018		<10	<10	<10	<5.0	<5.0	<25	1520	<5.0	<5.0	1890	3.1 J	<50	62	<5.0	<10	<25	<5.0	<5.0	<5.0	<5.0	<5.0	<25	<25	<25	82.3	10.1 J	<25	ND	NS	5786.1	92.4
MW-13S	1/23/2019		<50	<50	<50	<25	<25	<130	230	<25	<25	403	<50	<250	59.4	<25	<50	<130	<25	<25	<25	<25	<25	<25	<25	<25	77.1	18.1 J	<25	44.9 J	NS	4308.4	140.1
MW-13S	4/24/2019		<50	<50	<50	<25	<25	<130	1100	<25	<25	3160	<50	<250	71.5	<25	<50	<130	<25	<25	<25	<25	<25	<1.0	<1.0	<1.0	3	<1.5	<1.0	ND	NS	6122.5	3
MW-13S	8/1/2019		<40	<40	<40	<20	<20	<100	324	<20	<20	776	<40	<200	189	<20	<40	<100	<20	<20	<20	<20	<20	<20	<20	<20	53.7	10.7	<20	18.7	NS	4245	83.1
MW-13S	10/31/2019		<40	<40	<40	<20	<20	<100	270	<20	<20	368	<40	<200	239	<20	<40	<100	<20	<20	<20	<20	<20	<20	<20	<20	185	14.8	<20	33.8	NS	7596	233.6
MW-13S	1/24/2020		<100	<100	<100	<50	<50	<250	722	<50	<50	238	<100	<500	212	<50	<50	<250	<50	<50	<50	<50	<50	<50	<50	<50	265	27.2 J	<50	62.1	0.12	7340	354.3
MW-13S	4/22/2021		<100	<100	<100	NA	NA	<250	450	<50	<50	1360	<100	<500	98.1	<50	<50	1.1	NA	NA	NA	NA	<50	<50	<50	<50	337	34.1 J	NA	69.6 J	<0.04	9689.2	371.1
MW-13S	12/16/2021		<100	<100	<100	<50	<50	<250	475	<50	<50	1970	<100	<500	56	<50	<250	<250	<50	<50	<50	<50	<50	<50	<50	<50	23.5 J	<50	<50	ND	NS	3648.5	23.5
MW-13S	5/19/2022		NS	NS	NS	NS	NS	NS	NS	NS	NS	NS	NS	NS	NS	NS	NS	NS	NS	NS	NS	NS	NS	NS	NS	NS	NS	NS	NS	NS	<0.04	0	0
MW-13S	11/10/2022		<2.0	<2.0	<20	<1.0	<1.0	<50	94.4	<1.0	<1.0	89	<2.0	<100	149	<1.0	<5.0	<5.0	<1.0	<10	<1.0	<10	<1.0	<1.0	<10	<1.0	107	11.8 J	<1.0	22.8 J	<0.01	4023.4	141.6
MW-13S	4/20/2023		<100	<100	<100	<50	<50	250	116	<50	<50	85.3	<100	<500	117	<50	<250	<250	<50	<50	<50	<50	<50	<50	<50	<50	158	<50	<50	ND	ND	5617.3	158
MW-13S	11/10/2023		<100	<100	<100	<50	<50	132	159	<50	<50	483	<100	<500	246	<50	<250	<250	<50	<50	<50	<50	<50	<50	<50	<50	61.7	22 J	<50	56.8	0.034	5213	140.8
MW-13S	5/1/2024		<1.0	<1.0	<5.0	<1.0	<1.0	<5.0	10	<1.0	<1.0	23	<1.0	<2.0	12	<1.0	<5.0	<5.0	<1.0	<1.0	<1.0	<1.0	<1.0	<1.0	<1.0	<1.0	2.7	2.4	<5.0	6.1	ND	405	11.2
MW-13S	12/10/2024		<1.0	<1.0	<5.0	<1.0	<1.0	<5.0	5.7	<1.0	<1.0	8.9	<1.0	<2.0	41	<1.0	<5.0	<5.0	<1.0	<1.0	<1.0	<1.0	<1.0	<1.0	<1.0	<1.0	14	2.5	<5.0	6.3	<0.054	1196	22.8
MW-24S	7/26/2006		NS	<1.5	<2.0	<0.5	<2.5	19.5	3.4	<1.0	NA	247	<1.5	NS	3.4	<1.0	<3.0	<1.5	<1.5	<1.5	<1.0	NA	<0.5	NS	NS	<1.0	<1.0	<1.5	NS	NS	NS	448.6	0
MW-24S	8/30/2007		NS	NS	NS	NS	NS	<10	3.4	NS	NA	190	NS	NS	<2.0	NS	NS	NS	NS	NS	NS	NA	NS	NS	NS	0.3	<0.3	<0.3	<0.2	ND	NS	361.2	0.3
MW-24S	12/20/2007		NS	<0.3	NS	NS	NS	<0.7	2.8	<0.4	NA	160	<0.5	NS	<0.5	<0.4	<0.5	NS	NS	NS	NS	NA	NS	NS	NS	<1.2	<1.4	<1.7	NS	ND	NS	264.6	0
MW-24S	3/18/2008		NS	<1.6	NS	NS	NS	12	3.6	<2.0	NA	230	<2.3	NS	<2.6	<1.8	<2.2	NS	NS	NS	NS	NA	NS	NS	NS	<1.2	<1.4	<1.7	<1.0	ND	NS	365.1	0
MW-24S	6/20/2008		NS	<1.6	NS	NS	NS	<3.2	2.2	<2.0	NA	140	<2.3	NS	<2.6	<1.8	<2.2	NS	NS	NS	NS	NA	NS	NS	NS	<1.4	<1.8	<1.4	<1.0	ND	NS	252.4	0
MW-24S	9/15/2008		NS	<0.7	NS	NS	NS	<1.2	<1.6	<2.4	NA	160	<2.2	NS	<3.0	<1.2	<2.4	NS	NS	NS	NS	NA	NS	NS	NS	<0.58	<0.70	<0.58	<0.42	ND	NS	308.4	0
MW-24S	12/15/2008		NS	<0.28	<3.0	NS	NS	<0.50	3.5	<0.98	NA	100	<0.90	NS	<1.2	<0.50	<0.96	NS	NS	NS	NS	NA	NS	NS	NS	<0.2	0.41	<0.2	NS	0.42	NS	173.9	0.4
MW-24S	3/30/2009		NS	<0.38	NS	NS	NS	<0.53	0.89	<0.34	NA	29	<0.28	NS	<0.3	<0.71	<0.49	NS	NS	NS	NS	NA	NS	NS	NS	<0.35	1.7	<0.43	<0.26	4.3	NS	52.16	6
MW-24S	7/10/2009		NS	<0.75	NS	NS	NS	<0.41	5.2	<0.47	NA	110	<0.57	NS	<0.48	<0.22	<0.63	NS	NS	NS	NS	NA	NS	NS	NS	<0.20	<0.27	<0.20	<0.38	ND	NS	134.1	0

Appendix A
Groundwater Analytical Results - February 2003 - December 2024 (µg/L)
Perma-Fix of South Georgia Inc., Valdosta, GA

			Chlorinated and Non-Chlorinated VOCs																							Aromatic/						Total VOCs	
Sample Location	Sample Date	QA/QC Reference	Dibromomethane	Dichlorodifluoromethane (DCDFM) (difluorodichloromethane)	Hexachlorobutadiene	Isopropylbenzene	4-Isopropyltoluene (p-Isopropyltoluene)	Methylene Chloride	Tetrachloroethene (PCE)	Trans-1,2-Dichloroethene	Trans-1,3-Dichloropropene	Trichloroethene (TCE)	Trichlorofluoromethane	Vinyl Acetate	Vinyl Chloride	Bromoform	Bromomethane	Naphthalene	N-Propylbenzene	N-Butylbenzene	Sec-Butylbenzene	Tert-Butylbenzene	Styrene	1,2,4-Trimethylbenzene	1,3,5-Trimethylbenzene	Benzene	Toluene	Ethylbenzene	Methyl Tert-Butyl Ether	Total Xylenes	Heptachlor	Total Chlorinated and Non Chlorinated VOCs1	Total Aromatic/Hydrocarbon VOCs
Current GW Standard			1 [b]	1 [b]	50 [a]	1 [b]	1 [b]	5 [a]	5 [a]	100 [a]	1 [b]	5 [a]	1 [b]	2 [b]	2 [a]	80 [a]	5 [b]	5 [b]	1 [b]	1 [b]	1 [b]	1 [b]	100 [a]	1 [b]	1 [b]	5 [a]	1000 [a]	700 [a]	5 [b]	10000 [a]	0.4 [a]	---	---
MW-24S	9/30/2009	DUP	NS	<0.38	NS	NS	NS	<0.53	1	<0.34	NA	67	<0.28	NS	<0.30	<0.71	<0.49	NS	NS	NS	NS	NA	NS	NS	NS	<0.20	<0.27	<0.20	<0.38	ND	NS	103.71	0
MW-24S	9/30/2009		NS	<0.38	NS	NS	NS	<0.53	1	<0.34	NA	73	<0.28	NS	<0.30	<0.71	<0.49	NS	NS	NS	NS	NA	NS	NS	NS	<14	<18	<14	<12	ND	NS	115.3	0
MW-24S	12/10/2009		NS	<6.5	NS	NS	NS	110	<16	<23	NA	<28	<20	NS	<29	<13	<22	NS	NS	NS	NS	NA	NS	NS	NS	<0.050	<0.053	<0.10	<0.12	ND	NS	153	0
MW-24S	3/6/2010		NS	<0.091	NS	NS	NS	<0.070	1.1	<0.11	NA	78	<0.15	NS	<0.083	<0.20	<0.28	NS	NS	NS	NS	NA	NS	NS	NS	<0.35	<0.43	<0.43	<0.26	ND	NS	113.71	0
MW-24S	5/29/2010		NS	<0.75	NS	NS	NS	<0.41	1.1	<0.47	NA	58	<0.57	NS	<0.48	<0.22	<0.63	NS	NS	NS	NS	NA	NS	NS	NS	0.22	<0.2	<0.2	<0.25	ND	NS	68	0.2
MW-24S	8/4/2010		NS	<0.67	NS	NS	NS	<2.0	1.7	<0.34	NA	99.3	<0.4	NS	<0.28	<0.24	<0.78	NS	NS	NS	NS	NA	NS	NS	NS	<0.21	0.29	<0.2	<0.25	ND	NS	172.38	0.3
MW-24S	10/15/2010		NS	<0.67	NS	NS	NS	<2.0	0.97	<0.34	NA	87.8	<0.4	NS	<0.28	<0.24	<0.78	NS	NS	NS	NS	NA	NS	NS	NS	<0.20	<0.20	<0.20	<0.34	ND	NS	119.45	0
MW-24S	2/28/2011	DUP	NS	<0.50	NS	NS	NS	<2.0	1.2	<0.35	NA	97.5	<0.50	NS	<0.22	<0.20	<0.50	NS	NS	NS	NS	NA	NS	NS	NS	<0.20	<0.20	<0.20	<0.34	ND	NS	141.88	0
MW-24S	2/28/2011		NS	<0.50	NS	NS	NS	<2.0	1.1	<0.35	NA	93.2	<0.50	NS	<0.22	<0.20	<0.50	NS	NS	NS	NS	NA	NS	NS	NS	<0.20	<0.20	<0.20	<0.34	ND	NS	137.2	0
MW-24S	5/27/2011		NS	<0.50	NS	NS	NS	<2.0	0.98	<0.35	NA	76	<0.50	NS	<0.22	<0.20	<0.50	NS	NS	NS	NS	NA	NS	NS	NS	<0.2	<0.2	<0.2	<0.34	ND	NS	109.13	0
MW-24S	8/24/2011		NS	<0.5	NS	NS	NS	<2.0	0.63	<0.35	NA	37.9	<0.5	NS	<0.22	<0.2	<0.5	NS	NS	NS	NS	NA	NS	NS	NS	<0.2	<0.2	<0.2	<0.34	ND	NS	57.22	0
MW-24S	11/15/2011		NS	<0.5	NS	NS	NS	<2.0	0.46	<0.35	NA	25.1	<0.5	NS	<0.22	<0.2	<0.5	NS	NS	NS	NS	NA	NS	NS	NS	<0.2	0.22	<0.2	<0.34	ND	NS	38.05	0.2
MW-24S	2/28/2012		NS	<0.5	NS	NS	NS	<2.0	0.29	<0.35	NA	15.9	<0.5	NS	<0.22	<0.2	<0.5	NS	NS	NS	NS	NA	NS	NS	NS	<0.2	<0.2	<0.2	<0.34	ND	NS	24.29	0
MW-24S	4/23/2012		NS	<0.5	NS	NS	NS	<2.0	1.4	<0.35	NA	70.6	<0.5	NS	<0.22	<0.2	<0.5	NS	NS	NS	NS	NA	NS	NS	NS	<0.2	5.2	0.74	<0.34	3.6	NS	103.35	9.6
MW-24S	8/20/2012		NS	<0.5	NS	NS	NS	<2.0	0.45	<0.35	NA	19.7	<0.5	NS	<0.22	<0.2	<0.5	NS	NS	NS	NS	NA	NS	NS	NS	<0.21	<0.2	<0.29	<0.21	ND	NS	37.08	0
MW-24S	11/14/2012		NS	<0.5	NS	NS	NS	<2.0	1.8	<0.23	NA	81	<0.5	NS	<0.44	<0.34	<0.79	NS	NS	NS	NS	NA	NS	NS	NS	<0.21	<0.2	<0.29	<0.21	ND	NS	140.99	0
MW-24S	3/4/2013		NS	<0.5	NS	NS	NS	<2.0	1	<0.23	NA	63.1	<0.5	NS	<0.44	<0.34	<0.79	NS	NS	NS	NS	NA	NS	NS	NS	<0.21	<0.2	<0.29	<0.21	ND	NS	100.6	0
MW-24S	6/11/2013		NS	<0.5	NS	NS	NS	<2.0	1.5	<0.23	NA	87.8	<0.5	NS	<0.44	<0.34	<0.79	NS	NS	NS	NS	NA	NS	NS	NS	0.26	<0.2	<0.29	<0.21	ND	NS	134.35	0.3
MW-24S	8/28/2013		NS	<0.5	NS	NS	NS	<2.0	2.6	<0.23	NA	115	<0.5	NS	<0.44	<0.34	<0.79	NS	NS	NS	NS	NA	NS	NS	NS	<0.21	<0.2	<0.29	<0.21	ND	NS	186.6	0
MW-24S	12/12/2013		NS	<0.5	NS	NS	NS	<2.0	0.65	<0.23	NA	30.3	<0.5	NS	<0.44	<0.34	<0.79	NS	NS	NS	NS	NA	NS	NS	NS	<0.24	<0.2	<0.28	<0.20	ND	NS	49.7	0
MW-24S	3/20/2014		NS	<0.33	NS	NS	NS	<2.0	1	<0.34	NA	46.2	<0.5	NS	<0.33	<0.38	<0.54	NS	NS	NS	NS	NA	NS	NS	NS	<0.24	<0.2	<0.28	<0.20	ND	NS	76.04	0
MW-24S	6/17/2014		NS	<0.33	NS	NS	NS	<2.0	0.57	<0.34	NA	31	<0.5	NS	<0.33	<0.38	<0.54	NS	NS	NS	NS	NA	NS	<5.0	<5.0	<0.50	<1.0	<1.0	NA	NA	NS	49.44	0
MW-24S	12/11/2014	DUP	NS	<2.0	<5.0	<5.0	<5.0	<2.0	<1.0	<1.0	NA	6.2	<1.0	NS	<1.0	<1.0	<2.0	<5.0	<5.0	<5.0	<5.0	NA	<5.0	<5.0	<5.0	<0.50	<1.0	<1.0	NA	NA	NS	10.4	0
MW-24S	12/11/2014		NS	<2.0	<5.0	<5.0	<5.0	<2.0	<1.0	<1.0	NA	6.2	<1.0	NS	<1.0	<1.0	<2.0	<5.0	<5.0	<5.0	<5.0	NA	<5.0	NS	NS	<1.0	<1.0	<1.0	<1.0	NS	NS	10.3	0
MW-24S	3/16/2015		NS	<2.0	NS	NS	NS	<5.0	0.47	<1.0	NA	17	<2.0	NS	<1.0	<1.0	<2.0	NS	NS	NS	NS	NA	NS	NS	NS	<1.0	<1.0	<1.0	<1.0	NS	NS	27.98	0
MW-24S	6/7/2015		NS	<2.0	NS	NS	NS	<5.0	<1.0	<1.0	<1.0	14.5	<2.0	NS	<1.0	<1.0	<2.0	NS	NS	NS	NS	NA	NS	NS	NS	<1.0	<1.0	<1.0	<1.0	NS	NS	22.26	0
MW-24S	8/13/2015		NS	<2.0	NS	NS	NS	<5.0	0.37	<1.0	<1.0	19.5	<2.0	NS	<1.0	<1.0	<2.0	NS	NS	NS	NS	NA	NS	NS	NS	<1.0	<1.0	<1.0	<1.0	NS	NS	31.27	0
MW-24S	12/15/2015		NS	<2.0	NS	NS	NS	<5.0	<1.0	<1.0	<1.0	8.1	<2.0	NS	<1.0	<1.0	<2.0	NS	NS	NS	NS	NA	NS	NS	NS	<1.0	<1.0	<1.0	<1.0	NS	NS	11.9	0
MW-24S	3/18/2016		NS	<2.0	NS	NS	NS	<5.0	<1.0	<1.0	<1.0	7.1	<2.0	NS	<1.0	<1.0	<2.0	NS	NS	NS	NS	NA	NS	<1.0	<1.0	<1.0	<1.0	<1.0	<1.0	ND	NS	12.5	0
MW-24S	6/15/2016		<2.0	<2.0	<2.0	<1.0	<1.0	<5.0	<1.0	<1.0	<1.0	10	<2.0	<10	<1.0	<1.0	<2.0	<5.0	<1.0	<1.0	<1.0	NA	<1.0	<1.0	<1.0	<1.0	<1.0	<1.0	<1.0	ND	NS	15	0
MW-24S	9/21/2016		<2.0	<2.0	<2.0	<1.0	<1.0	<5.0	<1.0	<1.0	<1.0	10.1	<2.0	<10	<1.0	<1.0	<2.0	<5.0	<1.0	<1.0	<1.0	NA	<1.0	<1.0	<1.0	<1.0	<1.0	<1.0	<1.0	ND	NS	15.4	0
MW-24S	1/18/2017		<2.0	<2.0	<2.0	<1.0	<1.0	<5.0	<1.0	<1.0	<1.0	1.8	<2.0	<10	<1.0	<1.0	<2.0	<5.0	<1.0	<1.0	<1.0	NA	<1.0	<1.0	<1.0	<1.0	<1.0	<1.0	<1.0	ND	NS	3.3	0
MW-24S	3/22/2017		<2.0	<2.0	<2.0	<1.0	<1.0	<5.0	<1.0	<1.0	<1.0	2	<2.0	<10	<1.0	<1.0	<2.0	<5.0	<1.0	<1.0	<1.0	<1.0	<1.0	<1.0	<1.0	<1.0	<1.0	<1.0	<1.0	ND	NS	3.4	0
MW-24S	6/29/2017		<2.0	<2.0	<2.0	<1.0	<1.0	<5.0	0.23	<1.0	<1.0	8.7	<2.0	<10	<1.0	<1.0	<2.0	<5.0	<1.0	<1.0	<1.0	<1.0	<1.0	<1.0	<1.0	<1.0	<1.0	<1.0	<1.0	ND	NS	14.93	0
MW-24S	9/19/2017	DUP	<2.0	<2.0	<2.0	<1.0	<1.0	<5.0	<1.0	<1.0	<1.0	6.2	<2.0	<10	<1.0	<1.0	<2.0	<5.0	<1.0	<1.0	<1.0	<1.0	<1.0	<1.0	<1.0	<1.0	<1.0	<1.0	<1.0	ND	NS	11.3	0
MW-24S	9/19/2017		<2.0	<2.0	<2.0	<1.0	<1.0	<5.0	0.28	<1.0	<1.0	7.3	<2.0	<10	<1.0	<1.0	<2.0	<5.0	<1.0	<1.0	<1.0	<1.0	<1.0	<1.0	<1.0	<1.0	<1.0	<1.0	<1.0	ND	NS	13.28	0
MW-24S	1/9/2018		<2.0	<2.0	<2.0	<1.0	<1.0	<5.0	<1.0	<1.0	<1.0	4.4	<2.0	<10	<1.0	<1.0	<2.0	<5.0	<1.0	<1.0	<1.0	<1.0	<1.0	<1.0	<1.0	<1.0	<1.0	<1.0	<1.0	ND	NS	10.4	0
MW-24S	3/13/2018		<2.0	<2.0	<2.0	<1.0	<1.0	<5.0	<1.0	<1.0	<1.0	4.4	<2.0	<10	<1.0	<1.0	<2.0	<5.0	<1.0	<1.0	<1.0	<1.0	<1.0	<1.0	<1.0	<1.0	<1.0	<1.0	<1.0	ND	NS	9.6	0
MW-24S	6/26/2018		<2.0	<2.0	<2.0	<1.0	<1.0	<5.0	0.52 J	<1.0	<1.0	11.4	<2.0	<10	<1.0	<1.0	<2.0	<5.0	<1.0	<1.0	<1.0	<1.0	<1.0	<1.0	<1.0	<1.0	<1.0	<1.0	<1.0	ND	NS	23.12	0
MW-24S	10/17/2018		<2.0	<2.0	<2.0	<1.0	<1.0	<5.0	0.46 J	<1.0	<1.0	9.6	<2.0	<10	<1.0	<1.0	<2.0	<5.0	<1.0	<1.0	<1.0	<1.0	<1.0	<1.0	<1.0	<1.0	<1.0	<1.0	<1.0	ND	NS	18.37	0
MW-24S	1/22/2019		<2.0	<2.0	<2.0	<1.0	<1.0	<5.0	0.43 J	<1.0	<1.0	13.8	<2.0	<10	<1.0	<1.0	<2.0	<5.0	<1.0	<1.0	<1.0	<1.0	<1.0	<1.0	<1.0	<1.0	<1.0	<1.0	<1.0	ND	NS	25.63	0
MW-24S	4/22/2019		<2.0	<2.0	<2.0	<1.0	<1.0	<5.0	0.35 J	<1.0	<1.0	10.8	<2.0	<10	<1.0	<1.0	<2.0	<5.0	<1.0	<1.0	<1.0	<1.0	<1.0	<1.0	41	26	735	4710	343	<20	1288	NS	87.75	7076
MW-24S	7/30/2019		<2.0	<2.0	<2.0	<1.0	<1.0	<5.0	<1.0	<1.0	<1.0	5.6	<2.0	<10	<1.0	<1.0	<2.0	<5.0	<1.0	<1.0	<1.0	<1.0	<1.0	<1.0	<1.0	<1.0	<1.0	<1.0	<1.0	ND	NS	10.1	0
MW-24S	10/31/2019		<2.0	<2.0	<2.0	<1.0	<1.0	<5.0	<1.0	<1.0	<1.0	2.1	<2.0	<10	<1.0	<1.0	<2.0	<5.0	<1.0	<1.0	<1.0	<1.0	<1.0	<1.0	<1.0	<1.0	<1.0	<1.0	<1.0	ND	NS	4	0
MW-24S	1/22/2020		<2.0	<2.0	<2.0	<1.0	<1.0	<5.0	<1.0	<1.0	<1.0	2	<2.0	<10	<1.0	<1.0	<1.0	<5.0	<1.0	<1.0	<1.0	<1.0	<1.0	<1.0	<1.0	<1.0	<1.0	<1.0	<1.0	ND	NS	4.3	0
MW-24S	1/22/2020	DUP	<2.0	<2.0	<2.0	<1.0	<1.0	<5.0	<1.0	<1.0	<1.0	2.3	<2.0	<10	<1.0	<1.0	<1.0	<5.0	<1.0	<1.0	<1.0	<1.0	<1.0	<1.0	<1.0	<1.0	<1.0	<1.0	<1.0	ND	NS	4.6	0
MW-24S	10/21/2020		<2.0	<2.0	<2.0	<1.0	<1.0	<5.0	0.23 J	<1.0	<1.0	4.2	<2.0	<10	<1.0	<1.0	<2.0	<5.0	<1.0	<1.0	<1.0	<1.0	<1.0	<1.0	<1.0	<1.0	<1.0	<1.0	<1.0	ND	NS	8.03	0
MW-24S	12/14/2021		<2.0	<2.0	<2.0	<1.0	<1.0	<5.0	<1.0	<1.0	<1.0	11.9	<2.0	<10	<1.0	<1.0	<5.0	<5.0	<1.0	<1.0	<1.0	<1.0	<1.0	<1.0	<1.0	<1.0	<1.0	<1.0	<1.0	ND	NS	20.9	0
MW-24S	11/8/2022		<2.0	<2.0	<2.0	<1.0	<1.0	<5.0	<1.0	<1.0	<1.0	1.8	<2.0	<10	<1.0	<1.0	<5.0	<5.0	<1.0	<1.0	<1.0	<1.0	<1.0	<1.0	<1.0	<1.0	<1.0	<1.0	<1.0	ND	NS	3.5	0
MW-24S	11/9/2023		<2.0	<2.0	<2.0	<1.0	<1.0	5.0	<1	<1.0	<1.0	2	<2.0	<10	<1.0	<1.0	<5.0	<5.0	<1.0	<1.0	<1.0	<1.0	<1.0	<1.0	<1.0	<1.0	<1.0	<1.0	<1.0	ND	ND	3.7	0
MW-24S	12/9/2024		<1.0	<1.0	<5.0	<1.0	<1.0	<5.0	<1.0	<1.0	<1.0	<1.0	<1.0	<2.0	<1.0	<1.0	<5.0	<5.0	<1.0	<1.0	<1.0	<1.0	<1.0	<1.0	<1.0	<1.0	<1.0	<1.0	<5.0	<1.0	<0.050	1.6	0
MW-100	7/26/2006		NS	<30	<40	<10	<50	405	777	<20	NA	903	<30	NS	8320	<20	<60	<30	<30	<30	<20	NA	<10	NS	NS	960	5200	430	<2.1	1700	NS	29638	8280
MW-100	12/20/2007		NS	<3.1	NS	NS	NS	<6.5	70	4.1	NA	44	<4.6	NS	6100	<3.5	<4.5	NS	NS	NS	NS	NA	NS	54	31	4750	16100	866	<20	3310	NS	6595	25026
MW-101	7/26/2006		NS	<30	<40	<10	<50	141000	396	<20	NA	4770	<30	NS	5160	<20	<60	622	<30	<30	<20	NA	<10	NS	NS	3500	12000	500	<100	2000	NS	188292	18060
MW-101	12/20/2007		NS	<160	NS	NS	NS	47000	200	<200	NA	1100	<230	NS	4700	<180	<220	NS	NS	NS	NS	NA	NS	26	<20	259	2720	107	<20	460	NS	55256	3546
MW-102	7/26/2006		NS	<30	<40	<10	<50	1110	86	<20	NA	555	<30	NS	447	<20	<60	<30	<30	<30	<20	NA	<10	NS	NS	80	250	31	<2.1	97	NS	82135	457
MW-102	12/20/2007		NS	<3.1	NS	NS	NS	150	64	<4.1	NA	110	<4.6	NS	630	<3.5	<4.5	NS	NS	NS	NS	NA	NS	<0.2	<0.2	<0.2	0.3	<0.3	<0.2	ND	NS	1132.9	0.3
MW-103	7/26/2006		NS	<0.3	<0.4	<0.1	<0.5	4.1	<0.3	<0.2	NA	1.9	<0.3	NS	0.6	<0.2	<0.6	<0.3	<0.3	<0.3	<0.2	NA	<0.1	NS	NS	<0.2	<0.3	<0.3	<0.2	ND	NS	7.2	0
MW-103	12/20/2007		NS	<0.3	NS	NS	NS	<0.7	<0.4	<0.4	NA	<0.3	<0.5	NS	<0.5	<0.4	<0.5	NS	NS	NS	NS	NA	NS	NS	NS	<0.2	<0.2	<0.3	<0.2	ND	NS	0.4	0
MW-103	5/18/2022		<2.0	<2.0	<2.0	<1.0	<1.0	<5.0	<1.0	<1.0	<1.0	<1.0	<2.0	<10	<1.0	<1.0	<5.0	<5.0	<1.0	<1.0	<1.0	<1.0	<1.0	<1.0	<1.0	<1.0	<1.0	<1.0	<1.0	ND	NS	0	0
MW-103	11/9/2022		<2.0	<2.0	<2.0	<1.0	<1.0	<5.0	<1.0	<1.0	<1.0	<1.0	<2.0	<10	<1.0	<1.0	<5.0	<5.0	<1.0	<1.0	<1.0	<1.0	<1.0	<1.0	<1.0	<1.0	<1.0	<1.0	<1.0	ND	NS	0	0
MW-103	11/8/2023		<2.0	<2.0	<2.0	<1.0	<1.0	<5.0	<1.0	<1.0	<1.0	<1.0	<2.0	<10	<1.0	<1.0	<5.0	<5.0	<1.0	<1.0	<1.0	<1.0	<1.0	<1.0	<1.0	<1.0	<1.0	<1.0	<1.0	ND	NS	0	0
MW-103	12/6/2024		<1.0	<1.0	<5.0	<1.0	<1.0	<5.0	<1.0	<1.0	<1.0	<1.0	<1.0	<2.0	<1.0	<1.0	<5.0	<5.0	<1.0	<1.0	<1.0	<1.0	<1.0	<1.0	<1.0	<1.0	<1.0	<1.0	<5.0	<1.0	<0.048	0	0
MW-1D	2/21/2003		NS	<0.3	NS	NS	NS	<0.1	44	<0.2	NA	1.1	<0.3	NS	<0.4	<0.2	<0.6	NS	NS	NS	NS	NA	NS	NS	NS	<0.2	<0.2	<0.3	<0.3	ND	NS	53.6	0
MW-1D	6/2/2003		NS	<0.3	NS	NS	NS	<0.5	68	<0.3	NA	<0.2	<0.6	NS	<0.4	<0.2	<0.3	NS	NS	NS	NS	NA	NS	NS	NS	<0.2	<0.2	<0.3	<0.3	ND	NS	75.6	0
MW-1D	9/1/2003		NS	<0.3	NS	NS	NS	<0.5	130	<0.3	NA	<0.2	<0.6	NS	<0.4	<0.2	<0.3	NS	NS	NS	NS	NA	NS	NS	NS	<0.2	7.8	<0.3	<0.2	ND	NS	159	7.8
MW-1D	12/2/2003	DUP	NS	<0.3	NS	NS	NS	<0.1	140	<0.2	NA	2.8	<0.3	NS	<0.4	<0.2	<0.6	NS	NS	NS	NS	NA	NS	NS	NS	<0.2	9.3	<0.3	<0.2	ND	NS	161.5	9.3
MW-1D	12/2/2003		NS	<0.3	NS	NS	NS	<0.1	140	<0.2	NA	3	<0.3	NS	<0.4	<0.2	<0.6	NS	NS	NS	NS	NA	NS	NS	NS	<0.2	<0.2	<0.3	<0.2	ND	NS	164.8	0
MW-1D	3/1/2004		NS	<0.3	NS	NS	NS	<0.1	160	<0.2	NA	4	<0.3	NS	<0.4	<0.2	<0.6	NS	NS	NS	NS	NA	NS	NS	NS	<0.2	<0.2	<0.3	<0.2	ND	NS	192.4	0
MW-1D	5/28/2004		NS	<0.3	NS	NS	NS	<0.1	95	<0.2	NA	2.5	<0.3	NS	<0.4	<0.2	<0.6	NS	NS	NS	NS	NA	NS	NS	NS	<0.2	<0.2	<0.3	<0.2	ND	NS	117.5	0
MW-1D	8/31/2004		NS	<0.3	NS	NS	NS	<0.1	170	<0.2	NA	3.9	<0.3	NS	<0.4	<0.2	<0.6	NS	NS	NS	NS	NA	NS	NS	NS	<0.2	<0.2	<0.3	<0.2	ND	NS	200.8	0

Appendix A
Groundwater Analytical Results - February 2003 - December 2024 (µg/L)
Perma-Fix of South Georgia Inc., Valdosta, GA

			Chlorinated and Non-Chlorinated VOCs																							Aromatic/						Total VOCs	
Sample Location	Sample Date	QA/QC Reference	Dibromomethane	Dichlorodifluoromethane (DCDFM) (difluorodichloromethane)	Hexachlorobutadiene	Isopropylbenzene	4-Isopropyltoluene (p-Isopropyltoluene)	Methylene Chloride	Tetrachloroethene (PCE)	Trans-1,2-Dichloroethene	Trans-1,3-Dichloropropene	Trichloroethene (TCE)	Trichlorofluoromethane	Vinyl Acetate	Vinyl Chloride	Bromoform	Bromomethane	Naphthalene	N-Propylbenzene	N-Butylbenzene	Sec-Butylbenzene	Tert-Butylbenzene	Styrene	1,2,4-Trimethylbenzene	1,3,5-Trimethylbenzene	Benzene	Toluene	Ethylbenzene	Methyl Tert-Butyl Ether	Total Xylenes	Heptachlor	Total Chlorinated and Non Chlorinated VOCs1	Total Aromatic/Hydrocarbon VOCs
	Current GW Standard		1 [b]	1 [b]	50 [a]	1 [b]	1 [b]	5 [a]	5 [a]	100 [a]	1 [b]	5 [a]	1 [b]	2 [b]	2 [a]	80 [a]	5 [b]	5 [b]	1 [b]	1 [b]	1 [b]	1 [b]	100 [a]	1 [b]	1 [b]	5 [a]	1000 [a]	700 [a]	5 [b]	10000 [a]	0.4 [a]	---	---
MW-1D	12/1/2004		NS	<0.3	NS	NS	NS	<0.1	160	<0.2	NA	3	<0.3	NS	<0.4	<0.2	<0.6	NS	NS	NS	NS	NA	NS	NS	NS	<0.2	<0.2	<0.3	<0.2	ND	NS	188	0
MW-1D	2/28/2005		NS	<0.3	NS	NS	NS	<0.1	150	<0.2	NA	3	<0.3	NS	<0.4	<0.2	<0.6	NS	NS	NS	NS	NA	NS	NS	NS	<0.2	<0.2	<0.3	<0.2	ND	NS	187	0
MW-1D	5/27/2005	DUP	NS	<0.3	NS	NS	NS	<0.1	82	<0.2	NA	3	<0.3	NS	<0.4	<0.2	<0.6	NS	NS	NS	NS	NA	NS	NS	NS	<0.2	<0.2	<0.3	<0.2	ND	NS	108	0
MW-1D	5/27/2005		NS	<0.3	NS	NS	NS	<0.1	110	<0.2	NA	3	<0.3	NS	<0.4	<0.2	<0.6	NS	NS	NS	NS	NA	NS	NS	NS	<1.0	<1.0	<2.0	<1.0	ND	NS	138	0
MW-1D	9/1/2005		NS	<2.0	NS	NS	NS	<0.5	230	<1.0	NA	9	<2.0	NS	<2.0	<1.0	<3.0	NS	NS	NS	NS	NA	NS	NS	NS	<1.0	<1.0	<2.0	<1.0	ND	NS	303	0
MW-1D	12/1/2005		NS	<2.0	NS	NS	NS	<0.5	210	<1.0	NA	<2.0	<2.0	NS	<2.0	<1.0	<3.0	NS	NS	NS	NS	NA	NS	NS	NS	<1.0	<1.0	<1.5	<1.0	ND	NS	253	0
MW-1D	2/28/2006		NS	<1.5	NS	NS	NS	<10	320	<1.0	NA	6.4	<1.5	NS	2.4	<1.0	<3.0	NS	NS	NS	NS	NA	NS	NS	NS	<1.0	<1.0	<1.5	<1.0	ND	NS	376.8	0
MW-1D	5/30/2006		NS	<1.5	NS	NS	NS	<10	210	<1.0	NA	4	<1.5	NS	<2.0	<1.0	<3.0	NS	NS	NS	NS	NA	NS	<2.0	<2.0	<2.0	<2.0	<3.0	<2.0	ND	NS	251	0
MW-1D	7/20/2006		NS	<3.0	<4.0	<1.0	<5.0	<20	191	<2.0	NA	4	<3.0	NS	<4.0	<2.0	<6	<3.0	<3.0	<3.0	<2.0	NA	<1.0	NS	NS	0.2	<0.2	<0.3	<0.2	ND	NS	216	0.2
MW-1D	3/1/2007		NS	<0,3	NS	NS	NS	<2.0	170	<0,2	NA	3	<0,3	NS	<0,4	<0,2	0,8	NS	NS	NS	NS	NA	NS	NS	NS	<0,2	<0,2	<0,3	<0,2	ND	NS	193,8	0
MW-1D	6/1/2007		NS	<0,3	NS	NS	NS	<2.0	100	<0,2	NA	3	<0,3	NS	<0,4	<0,2	<0,6	NS	NS	NS	NS	NA	NS	NS	NS	<1,0	<1,0	<1,5	NS	NS	NS	116,4	0
MW-1D	8/30/2007		NS	NS	NS	NS	NS	<10	150	NS	NA	5.2	NS	NS	<2,0	NS	NS	NS	NS	NS	NS	NA	NS	NS	NS	<0,2	<0,3	<0,3	<0,2	ND	NS	185,8	0
MW-1D	12/20/2007		NS	<0.3	NS	NS	NS	<0,7	170	<0,4	NA	4,4	<0,5	NS	<0,5	<0,4	<0,5	NS	NS	NS	NS	NA	NS	NS	NS	<0,23	<0,28	<0,34	NS	ND	NS	203,2	0
MW-1D	3/18/2008		NS	<0.31	NS	NS	NS	1.7	140	<0,41	NA	3.6	<0,46	NS	<0,52	<0,35	<0,45	NS	NS	NS	NS	NA	NS	NS	NS	<1,2	<1,4	<1,7	<1,0	ND	NS	161	0
MW-1D	6/20/2008		NS	<1.6	NS	NS	NS	<3,2	59	<2,0	NA	2,4	<2,3	NS	<2,6	<1,8	<2,2	NS	NS	NS	NS	NA	NS	NS	NS	<0,29	<0,35	<0,29	<0,21	ND	NS	61,4	0
MW-1D	9/23/2008		NS	<0.14	NS	NS	NS	<0.25	120	<0,49	NA	5.3	<0,45	NS	<0,61	<0,25	<0,48	NS	NS	NS	NS	NA	NS	NS	NS	<0,29	<0,35	<0,29	<0,21	ND	NS	131,8	0
MW-1D	12/15/2008		NS	<0,14	<1,5	NS	NS	<0,25	320	<0,49	NA	15	<0,45	NS	<0,61	<0,25	<0,48	NS	NS	NS	NS	NA	NS	NS	NS	55	47	5,5	NS	18	NS	411,2	125,1
MW-1D	3/30/2009		NS	<1,9	NS	NS	NS	<2,6	4,8	<1,7	NA	73	<1,4	NS	71	<3,6	<2,4	NS	NS	NS	NS	NA	NS	NS	NS	40	3,7	0,86	<0,26	3,6	NS	420,2	48,2
MW-1D	7/10/2009		NS	<0.75	NS	NS	NS	<0,41	43	<0,47	NA	54	<0,57	NS	12	<0,22	<0,63	NS	NS	NS	NS	NA	NS	NS	NS	43	9,9	3	<1,9	7,2	NS	305,21	63,2
MW-1D	9/30/2009		NS	<1.9	NS	NS	NS	<2,6	130	<1,7	NA	80	<1,4	NS	39	<3,6	<2,4	NS	NS	NS	NS	NA	NS	NS	NS	27	1,1	0,91	<0,23	2,5	NS	850	31,5
MW-1D	12/10/2009		NS	<0.13	NS	NS	NS	<0.23	42	<0,46	NA	<0.56	<0,41	NS	16	<0,26	<0,44	NS	NS	NS	NS	NA	NS	NS	NS	<0,10	<0,11	<0,20	<0,24	ND	NS	127,47	0
MW-1D	3/6/2010		NS	<0.18	NS	NS	NS	<0,14	200	<0,22	NA	7,1	<0,30	NS	<0,17	<0,40	<0,56	NS	NS	NS	NS	NA	NS	NS	NS	<0,35	<0,43	<0,43	<0,26	ND	NS	236,6	0
MW-1D	5/29/2010		NS	<0,75	NS	NS	NS	<0,41	190	<0,47	NA	6,7	<0,57	NS	<0,48	<0,22	<0,63	NS	NS	NS	NS	NA	NS	NS	NS	<0,21	<0,2	<0,2	<0,25	ND	NS	228,8	0
MW-1D	8/4/2010		NS	<0,67	NS	NS	NS	<2,0	116	<0,34	NA	4,9	<0,4	NS	<0,28	<0,24	<0,78	NS	NS	NS	NS	NA	NS	NS	NS	<0,42	<0,4	<0,4	<0,5	ND	NS	149	0
MW-1D	10/15/2010		NS	<1,3	NS	NS	NS	<4,0	173	<0,68	NA	6,6	<0,8	NS	<0,56	<0,48	<1,6	NS	NS	NS	NS	NA	NS	NS	NS	<0,20	<0,20	<0,20	<0,34	ND	NS	187,6	0
MW-1D	2/28/2011		NS	<0.50	NS	NS	NS	<2,0	230	<0,35	NA	6,2	<0,50	NS	<0,22	<0,20	<0,50	NS	NS	NS	NS	NA	NS	NS	NS	<1,0	<1,0	<1,0	<1,7	ND	NS	271,5	0
MW-1D	5/27/2011		NS	<2,5	NS	NS	NS	<10	204	<1,8	NA	4,9	<2,5	NS	<1,1	<1,0	<2,5	NS	NS	NS	NS	NA	NS	NS	NS	<0,5	<0,5	<0,5	<0,85	ND	NS	228,7	0
MW-1D	8/24/2011		NS	<1.3	NS	NS	NS	6,7	191	<0,88	NA	3,7	<1,3	NS	<0,55	<0,5	<1,3	NS	NS	NS	NS	NA	NS	NS	NS	<0,2	<0,2	<0,2	<0,34	ND	NS	207,3	0
MW-1D	11/15/2011		NS	<0,5	NS	NS	NS	<2,0	178	<0,35	NA	3	<0,5	NS	<0,22	<0,2	<0,5	NS	NS	NS	NS	NA	NS	NS	NS	<0,2	<0,2	<0,2	<0,34	ND	NS	188,8	0
MW-1D	2/28/2012		NS	<0,5	NS	NS	NS	<2,0	170	<0,35	NA	3,8	<0,5	NS	<0,22	<0,2	<0,5	NS	NS	NS	NS	NA	NS	NS	NS	<0,2	<0,2	<0,2	<0,34	ND	NS	189,1	0
MW-1D	4/23/2012		NS	<0,5	NS	NS	NS	<2,0	187	<0,35	NA	3,8	<0,5	NS	<0,22	<0,2	<0,5	NS	NS	NS	NS	NA	NS	NS	NS	<0,2	<0,2	<0,2	<0,34	ND	NS	207,6	0
MW-1D	8/20/2012		NS	<0,5	NS	NS	NS	<2,0	106	<0,35	NA	1,7	<0,5	NS	<0,22	<0,2	<0,5	NS	NS	NS	NS	NA	NS	NS	NS	<0,21	<0,2	<0,29	<0,2	ND	NS	117,3	0
MW-1D	11/14/2012		NS	<0,5	NS	NS	NS	<2,0	86,1	<0,23	NA	1,5	<0,5	NS	<0,44	<0,34	<0,79	NS	NS	NS	NS	NA	NS	NS	NS	<0,21	<0,2	<0,29	<0,21	ND	NS	97	0
MW-1D	3/4/2013		NS	<0,5	NS	NS	NS	<2,0	100	<0,23	NA	2,3	<0,5	NS	<0,44	<0,34	<0,79	NS	NS	NS	NS	NA	NS	NS	NS	<0,21	<0,2	<0,29	<0,21	ND	NS	116,27	0
MW-1D	6/12/2013		NS	<0,5	NS	NS	NS	<2,0	106	<0,23	NA	2,4	<0,5	NS	<0,44	<0,34	<0,79	NS	NS	NS	NS	NA	NS	NS	NS	<0,21	<0,2	<0,29	<0,21	ND	NS	120,68	0
MW-1D	8/27/2013		NS	<0,5	NS	NS	NS	<2,0	55,9	<0,23	NA	0,96	<0,5	NS	<0,44	<0,34	<0,79	NS	NS	NS	NS	NA	NS	NS	NS	<0,21	<0,2	<0,29	<0,21	ND	NS	60,06	0
MW-1D	12/12/2013		NS	<0,5	NS	NS	NS	<2,0	81,2	<0,23	NA	2,1	<0,5	NS	<0,44	<0,34	<0,79	NS	NS	NS	NS	NA	NS	NS	NS	24,3	383	46,3	17,9	132	NS	85,65	603,5
MW-1D	3/19/2014		NS	<0,33	NS	NS	NS	<2,0	409	1,3	NA	117	1,5	NS	406	<0,38	<0,54	NS	NS	NS	NS	NA	NS	NS	NS	<0,24	<0,2	<0,28	<0,20	ND	NS	2855,6	0
MW-1D	6/17/2014		NS	<0.33	NS	NS	NS	<2,0	68,4	<0,34	NA	1,3	<0,5	NS	<0,33	<0,38	<0,54	NS	NS	NS	NS	NA	NS	<5,0	<5,0	<0,50	<1,0	<1,0	NA	NA	NS	73,47	0
MW-1D	12/8/2014		NS	<2,0	<5,0	<5,0	<5,0	<2,0	176	<1,0	NA	3,8	<1,0	NS	<1,0	<1,0	<2,0	<5,0	<5,0	<5,0	<5,0	NA	<5,0	NS	NS	<1,0	<1,0	<1,0	<1,0	NS	NS	207,8	0
MW-1D	3/13/2015		NS	<2,0	NS	NS	NS	<5,0	109	<1,0	NA	3,3	<2,0	NS	0,43	<1,0	<2,0	NS	NS	NS	NS	NA	NS	NS	NS	<1,0	<1,0	<1,0	<1,0	NS	NS	133,01	0
MW-1D	6/4/2015		NS	<2,0	NS	NS	NS	<5,0	154	<1,0	<1,0	5,3	<2,0	NS	<1,0	<1,0	<2,0	NS	NS	NS	NS	NA	NS	NS	NS	<1,0	<1,0	<1,0	<1,0	NS	NS	188,13	0
MW-1D	8/14/2015		NS	<2,0	NS	NS	NS	<5,0	102	<1,0	<1,0	2,4	<2,0	NS	<1,0	<1,0	<2,0	NS	NS	NS	NS	NA	NS	NS	NS	<1,0	<1,0	<1,0	<1,0	NS	NS	116,7	0
MW-1D	12/19/2015		NS	<2,0	NS	NS	NS	<5,0	110	<1,0	<1,0	2,2	<2,0	NS	<1,0	<1,0	<2,0	NS	NS	NS	NS	NA	NS	NS	NS	<1,0	<1,0	<1,0	<1,0	NS	NS	127,4	0
MW-1D	3/19/2016		NS	<2,0	NS	NS	NS	<5,0	97,9	<1,0	<1,0	2,3	<2,0	NS	<1,0	<1,0	<2,0	NS	NS	NS	NS	NA	NS	<1,0	<1,0	<1,0	<1,0	<1,0	<1,0	ND	NS	117,63	0
MW-1D	6/16/2016	DUP	<2,0	<2,0	<2,0	<1,0	<1,0	<5,0	109	<1,0	<1,0	1,7	<2,0	<10	<1,0	<1,0	<2,0	<5,0	<1,0	<1,0	<1,0	NA	<1,0	<1,0	<1,0	<1,0	<1,0	<1,0	<1,0	ND	NS	122,02	0
MW-1D	6/16/2016		<2,0	<2,0	<2,0	<1,0	<1,0	<5,0	110	<1,0	<1,0	1,8	<2,0	<10	<1,0	<1,0	<2,0	<5,0	<1,0	<1,0	<1,0	NA	<1,0	<2,0	<2,0	<2,0	<2,0	<2,0	<2,0	ND	NS	124,39	0
MW-1D	9/23/2016		<4,0	<4,0	<4,0	<2,0	<2,0	<10	115	<2,0	<2,0	1,8	<4,0	<20	<2,0	<2,0	<4,0	<10	<2,0	<2,0	<2,0	NA	<2,0	<1,0	<1,0	<1,0	<1,0	<1,0	<1,0	ND	NS	124,1	0
MW-1D	1/21/2017		<2,0	<2,0	<2,0	<1,0	<1,0	<5,0	164	<1,0	<1,0	3,2	<2,0	<10	<1,0	<1,0	<2,0	<5,0	<1,0	<1,0	<1,0	NA	<1,0	<2,0	<2,0	<0,50	<1,0	<1,0	<1,0	ND	NS	189,09	0
MW-1D	3/24/2017	DUP	<1.0	<2,0	<2,0	<1,0	<2,0	<2,0	191	<1,0	<1,0	3,8	<2,0	<10	<1,0	<1,0	<2,0	<5,0	<2,0	<2,0	<2,0	<2,0	<1,0	<2,0	<2,0	<0,50	<1,0	<1,0	<1,0	ND	NS	219,57	0
MW-1D	3/24/2017		<1,0	<2,0	<2,0	<1,0	<2,0	<2,0	171	<1,0	<1,0	3,4	<2,0	<10	<1,0	<1,0	<2,0	<5,0	<2,0	<2,0	<2,0	<2,0	<1,0	<1,0	<1,0	<1,0	<1,0	<1,0	<1,0	ND	NS	196,76	0
MW-1D	7/1/2017		<2,0	<2,0	<2,0	<1,0	<1,0	<5,0	81,9	<1,0	<1,0	1,9	<2,0	<10	<1,0	<1,0	<2,0	<5,0	<1,0	<1,0	<1,0	<1,0	<1,0	<1,0	<1,0	<1,0	<1,0	<1,0	<1,0	ND	NS	94,34	0
MW-1D	9/21/2017		<2,0	<2,0	0,32	<1,0	<1,0	<5,0	92,4	<1,0	<1,0	2,1	<2,0	<10	<1,0	<1,0	<2,0	<5,0	<1,0	<1,0	<1,0	<1,0	<1,0	<1,0	<1,0	<1,0	<1,0	<1,0	<1,0	ND	NS	107,86	0
MW-1D	1/11/2018		<2,0	<2,0	<2,0	<1,0	<1,0	<5,0	76,1	<1,0	<1,0	1,6	<2,0	<10	<1,0	<1,0	<2,0	<5,0	<1,0	<1,0	<1,0	<1,0	<1,0	<1,0	<1,0	<1,0	<1,0	<1,0	<1,0	ND	NS	86,48	0
MW-1D	3/14/2018		<2,0	<2,0	<2,0	<1,0	<1,0	<5,0	69,8	<1,0	<1,0	1,3	<2,0	<10	<1,0	<1,0	<2,0	<5,0	<1,0	<1,0	<1,0	<1,0	<1,0	<1,0	<1,0	<1,0	0,59 J	<1,0	<1,0	ND	NS	78,96	0,6
MW-1D	6/27/2018		<2,0	<2,0	<2,0	<1,0	<1,0	<5,0	61,1	<1,0	<1,0	1,4	<2,0	<10	<1,0	<1,0	<2,0	<5,0	<1,0	<1,0	<1,0	<1,0	<1,0	<1,0	<1,0	<1,0	<1,0	<1,0	<1,0	ND	NS	71,1	0
MW-1D	10/19/2018		<2,0	<2,0	<2,0	<1,0	<1,0	<5,0	126	<1,0	<1,0	3,3	<2,0	<10	<1,0	<1,0	<2,0	<5,0	<1,0	<1,0	<1,0	<1,0	<1,0	<2,0	<2,0	<2,0	3,5	<2,0	<2,0	ND	NS	152,32	3,5
MW-1D	1/23/2019	DUP	<4,0	<4,0	<4,0	<2,0	<2,0	<10	112	<2,0	<2,0	4	<4,0	<20	<2,0	<2,0	<4,0	<10	<2,0	<2,0	<2,0	<2,0	<2,0	<1,0	<1,0	<1,0	4,2	<1,0	<1,0	0,69 J	NS	131,2	4,9
MW-1D	1/23/2019		<2,0	<2,0	<2,0	<1,0	<1,0	<5,0	97,3	<1,0	<1,0	4,7	<2,0	<10	<1,0	<1,0	<2,0	<5,0	<1,0	<1,0	<1,0	<1,0	<1,0	<1,0	<1,0	<1,0	2,4	<1,0	<1,0	ND	NS	117,6	2,4
MW-1D	4/25/2019		<2,0	<2,0	<2,0	<1,0	<1,0	2,5 J	125	<1,0	<1,0	6	<2,0	<10	<1,0	<1,0	<2,0	<5,0	<1,0	<1,0	<1,0	<1,0	<1,0	NS	NS	<0,2	<0,2	<0,3	<0,2	ND	NS	144,85	0
MW-1D	8/1/2019		<4,0	<4,0	<4,0	<2,0	<2,0	<10	255	<2,0	<2,0	8,4	<4,0	<20	<2,0	<2,0	<4,0	<10	<2,0	<2,0	<2,0	<2,0	<2,0	<2,0	<2,0	<2,0	11,6	<2,0	<2,0	1,3	NS	315,2	12,9
MW-1D	10/31/2019		<2,0	<2,0	<2,0	<1,0	<1,0	<5,0	149	<1,0	<1,0	3,3	<2,0	<10	<1,0	<1,0	<2,0	<5,0	<1,0	<1,0	<1,0	<1,0	<1,0	<1,0	<1,0	<1,0	1,2	<1,0	<1,0	ND	NS	165,5	1,2
MW-1D	1/24/2020		<4,0	<4,0	<4,0	<2,0	<2,0	<10	128	<2,0	<2,0	1,6 J	<4,0	<20	<2,0	<2,0	<2,0	<10	<2,0	<2,0	<2,0	<2,0	<2,0	<2,0	<2,0	<2,0	<2,0	<2,0	<2,0	ND	NS	140,4	0
MW-1D	10/23/2020		<4,0	<4,0	<4,0	<2,0	<2,0	7,5 J	124	<2,0	<2,0	2,1	<4,0	<20	<2,0	<2,0	<4,0	<10	<2,0	<2,0	<2,0	<2,0	<2,0	<2,0	<2,0	<2,0	0,82 J	<2,0	<2,0	ND	NS	142	0,82
MW-1D	4/22/2021		<4,0	<4,0	<4,0	<2,0	<2,0	<5,0	170	<2,0	<2,0	3	<4,0	NS	<2,0	<2,0	<2,0	<10	<2,0	<2,0	<2,0	<2,0	<2,0	<2,0	<2,0	<2,0	0,81 J	<2,0	<2,0	ND	NS	190	0,81
MW-1D	12/16/2021		<4,0	<4,0	<4,0	<2,0	<2,0	<10	135	<2,0	<2,0	1,8 J	<4,0	<20	<2,0	<2,0	<2,0	<10	<10	<2,0	<2,0	<2,0	<2,0	<2,0	<2,0	<2,0	<2,0	<2,0	<2,0	ND	NS	145	0
MW-1D	5/19/2022		<4,0	<4,0	<4,0	<2,0	<2,0	4,7 J	115	<2,0	<2,0	<2,0	<4,0	<20	<2,0	<2,0	<2,0	<10	<10	<2,0	<2,0	<2,0	<2,0	<2,0	<2,0	<2,0	<2,0	<2,0	<2,0	ND	NS	130	0
MW-1D	11/9/2022		<4,0	<4,0	<4,0	<2,0	<2,0	<10	91,3	<2,0	<2,0	2,3	<4,0	<20	<2,0	<2,0	<2,0	<10	<10	<2,0	<2,0	<2,0	<2,0	<2,0	<2,0	<2,0	3,9 J	<2,0	<2,0	ND	NS	104	3,9
MW-1D	4/21/2023		<2,0	<2,0	<2,0	<1,0	<1,0	<5,0	86,8	<1,0	<1,0	0,99 J	<2,0	<10	<1,0	<1,0	<2,0	<5,0	<1,0	<1,0	<1,0	<1,0	<1,0	<1,0	<1,0	<1,0	<1,0	<1,0	<1,0	ND	ND	93	0
MW-1D	11/9/2023		<2,0	<2,0	<2,0	<1,0	<1,0	<5,0	67,4	<1,0	<1,0	<1,0	<2,0	<10	<1,0	<1,0	<2,0	<5,0	<1,0	<1,0	<1,0	<1,0	<1,0	<1,0	<1,0	<1,0	<1,0	<1,0	<1,0	ND	ND	69	0
MW-1D	5/2/2024		<1,0	<1,0	<5,0	<1,0	<1,0	<5,0	120	<1,0	<1,0	<1,0	<1,0	<2,0	<1,0	<1,0	<5,0	<5,0	<1,0	<1,0	<1,0	<1,0	<1,0	<1,0	<1,0	<1,0	<1,0	<1,0	<5,0	ND	ND	125	0

Appendix A
Groundwater Analytical Results - February 2003 - December 2024 (µg/L)
Perma-Fix of South Georgia Inc., Valdosta, GA

			Chlorinated and Non-Chlorinated VOCs																								Aromatic/						Total VOCs	
Sample Location	Sample Date	QA/QC Reference	Dibromomethane	Dichlorodifluoromethane (DCDFM) (difluorodichloromethane)	Hexachlorobutadiene	Isopropylbenzene	4-Isopropyltoluene (p-Isopropyltoluene)	Methylene Chloride	Tetrachloroethene (PCE)	Trans-1,2-Dichloroethene	Trans-1,3-Dichloropropene	Trichloroethene (TCE)	Trichlorofluoromethane	Vinyl Acetate	Vinyl Chloride	Bromoform	Bromomethane	Naphthalene	N-Propylbenzene	N-Butylbenzene	Sec-Butylbenzene	Tert-Butylbenzene	Styrene	1,2,4-Trimethylbenzene	1,3,5-Trimethylbenzene	Benzene	Toluene	Ethylbenzene	Methyl Tert-Butyl Ether	Total Xylenes	Heptachlor	Total Chlorinated and Non Chlorinated VOCs1	Total Aromatic/Hydrocarbon VOCs
Current GW Standard			1 [b]	1 [b]	50 [a]	1 [b]	1 [b]	5 [a]	5 [a]	100 [a]	1 [b]	5 [a]	1 [b]	2 [b]	2 [a]	80 [a]	5 [b]	5 [b]	1 [b]	1 [b]	1 [b]	1 [b]	100 [a]	1 [b]	1 [b]	5 [a]	1000 [a]	700 [a]	5 [b]	10000 [a]	0.4 [a]	---	---
MW-1D	12/10/2024		<1.0	<1.0	<5.0	<1.0	<1.0	<5.0	94	<1.0	<1.0	<1.0	<1.0	<2.0	<1.0	<1.0	<5.0	<5.0	<1.0	<1.0	<1.0	<1.0	<1.0	<1.0	<1.0	<1.0	<1.0	<1.0	<5.0	<1.0	<0.048	99	0
MW-2D	2/21/2003		NS	<0.3	NS	NS	NS	<0.1	<0.3	<0.2	NA	<0.3	<0.3	NS	<0.4	<0.2	<0.6	NS	NS	NS	NS	NA	NS	NS	NS	<0.2	<0.2	<0.3	<0.3	ND	NS	0	0
MW-2DR	6/2/2003	DUP	NS	<0.3	NS	NS	NS	<0.5	<0.2	<0.3	NA	<0.2	<0.6	NS	<0.4	<0.2	<0.3	NS	NS	NS	NS	NS	NA	NS	NS	NS	<0.2	<0.2	<0.3	<0.3	ND	NS	0	0
MW-2DR	6/2/2003		NS	<0.3	NS	NS	NS	<0.5	<0.2	<0.3	NA	<0.2	<0.6	NS	<0.4	<0.2	<0.3	NS	NS	NS	NS	NS	NA	NS	NS	NS	<0.2	<0.2	<0.3	<0.3	ND	NS	0	0
MW-2DR	9/1/2003	DUP	NS	<0.3	NS	NS	NS	<0.5	<0.2	<0.3	NA	<0.2	<0.6	NS	<0.4	<0.2	<0.3	NS	NS	NS	NS	NS	NA	NS	NS	NS	<0.2	<0.2	<0.3	<0.3	ND	NS	0	0
MW-2DR	9/1/2003		NS	<0.3	NS	NS	NS	<0.5	<0.2	<0.3	NA	<0.2	<0.6	NS	<0.4	<0.2	<0.3	NS	NS	NS	NS	NS	NA	NS	NS	NS	<0.2	1.7	<0.3	<0.2	ND	NS	0	1.7
MW-2DR	12/2/2003		NS	<0.3	NS	NS	NS	<0.1	<0.3	<0.2	NA	<0.3	<0.3	NS	<0.4	<0.2	<0.6	NS	NS	NS	NS	NS	NA	NS	NS	NS	<0.2	<0.2	<0.3	<0.2	ND	NS	0	0
MW-2DR	3/1/2004		NS	<0.3	NS	NS	NS	<0.1	<0.3	<0.2	NA	<0.3	<0.3	NS	<0.4	<0.2	<0.6	NS	NS	NS	NS	NS	NA	NS	NS	NS	<0.2	<0.2	<0.3	<0.2	ND	NS	0	0
MW-2DR	5/28/2004	DUP	NS	<0.3	NS	NS	NS	<0.1	<0.3	<0.2	NA	<0.3	<0.3	NS	<0.4	<0.2	<0.6	NS	NS	NS	NS	NS	NA	NS	NS	NS	<0.2	<0.2	<0.3	<0.2	ND	NS	0	0
MW-2DR	5/28/2004		NS	<0.3	NS	NS	NS	<0.1	<0.3	<0.2	NA	<0.3	<0.3	NS	<0.4	<0.2	<0.6	NS	NS	NS	NS	NS	NA	NS	NS	NS	<0.2	<0.2	<0.3	<0.2	ND	NS	0	0
MW-2DR	8/31/2004		NS	<0.3	NS	NS	NS	<0.1	<0.3	<0.2	NA	<0.3	<0.3	NS	<0.4	<0.2	<0.6	NS	NS	NS	NS	NS	NA	NS	NS	NS	<0.2	<0.2	<0.3	<0.2	ND	NS	0	0
MW-2DR	12/1/2004		NS	<0.3	NS	NS	NS	<0.1	<0.3	<0.2	NA	<0.3	<0.3	NS	<0.4	<0.2	<0.6	NS	NS	NS	NS	NS	NA	NS	NS	NS	<0.2	<0.2	<0.3	<0.2	ND	NS	0	0
MW-2DR	2/28/2005		NS	<0.3	NS	NS	NS	<0.1	<0.3	<0.2	NA	<0.3	<0.3	NS	<0.4	<0.2	<0.6	NS	NS	NS	NS	NS	NA	NS	NS	NS	<0.2	<0.2	<0.3	<0.2	ND	NS	0	0
MW-2DR	5/27/2005		NS	<0.3	NS	NS	NS	<0.1	<0.3	<0.2	NA	<0.3	<0.3	NS	<0.4	<0.2	<0.6	NS	NS	NS	NS	NS	NA	NS	NS	NS	<0.2	<0.2	<0.3	<0.2	ND	NS	0	0
MW-2DR	9/1/2005	DUP	NS	<0.3	NS	NS	NS	<0.1	<0.3	<0.2	NA	<0.3	<0.3	NS	<0.4	<0.2	<0.6	NS	NS	NS	NS	NS	NA	NS	NS	NS	<0.2	<0.2	<0.3	<0.2	ND	NS	0	0
MW-2DR	9/1/2005		NS	<0.3	NS	NS	NS	<0.1	<0.3	<0.2	NA	<0.3	<0.3	NS	<0.4	<0.2	<0.6	NS	NS	NS	NS	NS	NA	NS	NS	NS	<0.2	<0.2	<0.3	2	ND	NS	0	2
MW-2DR	12/1/2005		NS	<0.3	NS	NS	NS	<0.1	<0.3	<0.2	NA	<0.3	<0.3	NS	<0.4	<0.2	<0.6	NS	NS	NS	NS	NS	NA	NS	NS	NS	<0.2	<0.2	<0.3	2,2	ND	NS	0	2,2
MW-2DR	2/28/2006		NS	<0.3	NS	NS	NS	<2.0	<0.3	<0.2	NA	<0.3	<0.3	NS	<0.4	<0.2	<0.6	NS	NS	NS	NS	NS	NA	NS	NS	NS	<0.2	<0.2	<0.3	1.8	ND	NS	0	1.8
MW-2DR	5/30/2006		NS	<0.3	NS	NS	NS	<2.0	<0.3	<0.2	NA	<0.3	<0.3	NS	<0.4	<0.2	<0.6	NS	NS	NS	NS	NS	NA	NS	<0.2	<0.2	<0.2	<0.2	<0.3	1.7	ND	NS	0	1.7
MW-2DR	7/20/2006		NS	<0.3	<0.4	<0.1	<0.5	<2.0	<0.3	<0.2	NA	<0.3	<0.3	NS	<0.4	<0.2	<0.6	<0.3	<0.3	<0.3	<0.3	<0.2	NA	<0.1	NS	NS	<0.2	<0.2	<0.3	1.9	ND	NS	0	1.9
MW-2DR	3/1/2007		NS	<0.3	NS	NS	NS	<2.0	<0.3	<0.2	NA	<0.3	<0.3	NS	<0.4	<0.2	<0.6	NS	NS	NS	NS	NS	NA	NS	NS	NS	<0.2	0.3	<0.3	1.7	ND	NS	0	2
MW-2DR	6/1/2007		NS	<0.3	NS	NS	NS	<2.0	<0.3	<0.2	NA	<0.3	<0.3	NS	<0.4	<0.2	<0.6	NS	NS	NS	NS	NS	NA	NS	NS	NS	<0.2	<0.2	<0.3	NS	NS	NS	0	0
MW-2DR	8/30/2007		NS	NS	NS	NS	NS	<2.0	0.4	NS	NA	0.4	NS	NS	<0.4	NS	NS	NS	NS	NS	NS	NS	NA	NS	NS	NS	<0.2	<0.3	<0.3	1.1	ND	NS	2.1	1.1
MW-2DR	12/20/2007		NS	<0.3	NS	NS	NS	<0.7	<0.4	<0.4	NA	<0.3	<0.5	NS	<0.5	<0.4	<0.5	NS	NS	NS	NS	NS	NA	NS	NS	NS	<0.23	<0.28	<0.34	NS	ND	NS	0	0
MW-2DR	3/18/2008		NS	<0.31	NS	NS	NS	1.7	<0.35	<0.41	NA	<0.26	<0.46	NS	<0.52	<0.35	<0.45	NS	NS	NS	NS	NS	NA	NS	NS	NS	<0.23	<0.28	<0.34	0.73	ND	NS	2.1	0.7
MW-2DR	6/20/2008		NS	<0.31	NS	NS	NS	<0.65	<0.35	<0.41	NA	<0.26	<0.46	NS	<0.52	<0.35	<0.45	NS	NS	NS	NS	NS	NA	NS	NS	NS	<0.29	<0.35	<0.29	<0.21	ND	NS	0	0
MW-2DR	9/23/2008		NS	<0.14	NS	NS	NS	<0.25	<0.32	<0.49	NA	2.6	<0.45	NS	<0.61	<0.25	<0.48	NS	NS	NS	NS	NS	NA	NS	NS	NS	<0.29	<0.35	<0.29	0.7	ND	NS	2.6	0.7
MW-2DR	12/15/2008		NS	<0.14	<1.5	NS	NS	<0.25	<0.32	<0.49	NA	1.1	<0.45	NS	<0.61	<0.25	<0.48	NS	NS	NS	NS	NS	NA	NS	NS	NS	<0.2	<0.27	<0.2	NS	ND	NS	1.1	0
MW-2DR	3/30/2009		NS	<0.38	NS	NS	NS	<0.53	<0.36	<0.34	NA	<0.38	<0.28	NS	<0.3	<0.71	<0.49	NS	NS	NS	NS	NS	NA	NS	NS	NS	<0.35	<0.43	<0.43	<0.26	ND	NS	0	0
MW-2DR	7/10/2009		NS	<0.75	NS	NS	NS	<0.41	<0.43	<0.47	NA	<0.39	<0.57	NS	<0.48	<0.22	<0.63	NS	NS	NS	NS	NS	NA	NS	NS	NS	<0.20	<0.27	<0.20	0.47	ND	NS	0	0.5
MW-2DR	9/30/2009		NS	<0.38	NS	NS	NS	<0.53	<0.36	<0.34	NA	<0.38	<0.28	NS	<0.30	<0.71	<0.49	NS	NS	NS	NS	NS	NA	NS	NS	NS	<0.27	<0.35	<0.28	0.36	ND	NS	0	0.6
MW-2DR	12/31/2009	DUP	NS	<0.13	NS	NS	NS	<0.23	<0.31	<0.46	NA	<0.56	<0.41	NS	<0.58	<0.26	<0.44	NS	NS	NS	NS	NS	NA	NS	NS	NS	<0.27	<0.30	<0.26	<0.24	ND	NS	0	0
MW-2DR	12/31/2009		NS	<0.29	NS	NS	NS	<0.62	<0.21	<0.30	NA	<0.24	<0.20	NS	<0.33	<0.33	<0.64	NS	NS	NS	NS	NS	NA	NS	NS	NS	<0.050	<0.053	<0.10	<0.12	ND	NS	0	0
MW-2DR	3/6/2010		NS	<0.091	NS	NS	NS	0.48	<0.099	<0.11	NA	<0.13	<0.15	NS	<0.083	<0.20	<0.28	NS	NS	NS	NS	NS	NA	NS	NS	NS	<0.35	<0.43	<0.43	<0.26	ND	NS	0.48	0
MW-2DR	3/27/2010		NS	<0.75	NS	NS	NS	1.9	<0.43	<0.47	NA	<0.39	<0.57	NS	<0.48	<0.22	<0.63	NS	NS	NS	NS	NS	NA	NS	NS	NS	<0.35	<0.43	<0.43	<0.43	ND	NS	2.5	0
MW-2DR	5/29/2010		NS	<0.75	NS	NS	NS	<0.41	<0.43	<0.47	NA	<0.42	<0.57	NS	<0.48	<0.22	<0.63	NS	NS	NS	NS	NS	NA	NS	NS	NS	<0.21	<0.2	<0.2	0.3	ND	NS	0	0.3
MW-2DR	8/4/2010		NS	<0.67	NS	NS	NS	<2.0	<0.44	<0.34	NA	<0.24	<0.4	NS	<0.28	<0.24	<0.78	NS	NS	NS	NS	NS	NA	NS	NS	NS	<0.21	<0.2	<0.2	0.32	ND	NS	0	0.3
MW-2DR	10/15/2010		NS	<0.67	NS	NS	NS	<2.0	<0.44	<0.34	NA	<0.24	<0.4	NS	<0.28	<0.24	<0.78	NS	NS	NS	NS	NS	NA	NS	NS	NS	<0.20	<0.20	<0.20	<0.34	ND	NS	0.74	0
MW-2DR	2/28/2011		NS	<0.50	NS	NS	NS	<2.0	<0.25	<0.35	NA	1.1	<0.50	NS	<0.22	<0.20	<0.50	NS	NS	NS	NS	NS	NA	NS	NS	NS	<0.20	<0.20	<0.20	<0.34	ND	NS	1.1	0
MW-2DR	5/27/2011		NS	<0.50	NS	NS	NS	<2.0	<0.25	<0.35	NA	<0.26	<0.50	NS	<0.22	<0.20	<0.50	NS	NS	NS	NS	NS	NA	NS	NS	NS	<0.2	<0.2	<0.2	<0.34	ND	NS	0	0
MW-2DR	8/24/2011	DUP	NS	<0.5	NS	NS	NS	<2.0	<0.25	<0.35	NA	<0.26	<0.5	NS	<0.22	<0.2	<0.5	NS	NS	NS	NS	NS	NA	NS	NS	NS	<0.2	<0.2	<0.2	<0.34	ND	NS	0	0
MW-2DR	8/24/2011		NS	<0.5	NS	NS	NS	<2.0	<0.25	<0.35	NA	<0.26	<0.5	NS	<0.22	<0.2	<0.5	NS	NS	NS	NS	NS	NA	NS	NS	NS	<0.2	<0.2	<0.2	<0.34	ND	NS	0	0
MW-2DR	11/15/2011		NS	<0.5	NS	NS	NS	<2.0	0.37	<0.35	NA	2.3	<0.5	NS	<0.22	<0.2	<0.5	NS	NS	NS	NS	NS	NA	NS	NS	NS	<0.2	<0.2	<0.2	<0.34	ND	NS	3.02	0
MW-2DR	2/28/2012		NS	<0.5	NS	NS	NS	<2.0	<0.25	<0.35	NA	0.47	<0.5	NS	<0.22	<0.2	<0.5	NS	NS	NS	NS	NS	NA	NS	NS	NS	<0.2	<0.2	<0.2	<0.34	ND	NS	0.47	0
MW-2DR	4/23/2012		NS	<0.5	NS	NS	NS	<2.0	0.37	<0.35	NA	<0.26	<0.5	NS	<0.22	<0.2	<0.5	NS	NS	NS	NS	NS	NA	NS	NS	NS	<0.2	1.7	<0.2	<0.34	ND	NS	0.37	1.7
MW-2DR	8/20/2012		NS	<0.5	NS	NS	NS	<2.0	0.82	<0.35	NA	0.69	<0.5	NS	<0.22	<0.2	<0.5	NS	NS	NS	NS	NS	NA	NS	NS	NS	<0.21	<0.2	<0.29	<0.21	ND	NS	16.8	0
MW-2DR	11/14/2012		NS	<0.5	NS	NS	NS	<2.0	<0.32	<0.23	NA	<0.31	<0.5	NS	<0.44	<0.34	<0.79	NS	NS	NS	NS	NS	NA	NS	NS	NS	<0.21	<0.2	<0.29	<0.21	ND	NS	0	0
MW-2DR	3/4/2013	DUP	NS	<0.5	NS	NS	NS	<2.0	<0.32	<0.23	NA	<0.31	<0.5	NS	<0.44	<0.34	<0.79	NS	NS	NS	NS	NS	NA	NS	NS	NS	<0.21	<0.2	<0.29	<0.21	ND	NS	0	0
MW-2DR	3/4/2013		NS	<0.5	NS	NS	NS	<2.0	<0.32	<0.23	NA	<0.31	<0.5	NS	<0.44	<0.34	<0.79	NS	NS	NS	NS	NS	NA	NS	NS	NS	<0.21	1.1	<0.29	<0.21	ND	NS	0	1.1
MW-2DR	6/12/2013		NS	<0.5	NS	NS	NS	3	2.6	<0.23	NA	5.9	<0.5	NS	<0.44	<0.34	<0.79	NS	NS	NS	NS	NS	NA	NS	NS	NS	<0.21	2.5	<0.29	<0.21	ND	NS	11.8	2.9
MW-2DR	8/29/2013		NS	<0.5	NS	NS	NS	8	4.9	<0.23	NA	14.4	<0.5	NS	<0.44	<0.34	<0.79	NS	NS	NS	NS	NS	NA	NS	NS	NS	<0.21	<0.2	<0.29	<0.21	ND	NS	27.7	0.3
MW-2DR	12/10/2013		NS	<0.5	NS	NS	NS	<2.0	<0.32	<0.23	NA	<0.31	<0.5	NS	<0.44	<0.34	<0.79	NS	NS	NS	NS	NS	NA	NS	NS	NS	<0.24	<0.2	<0.28	<0.20	ND	NS	0	0
MW-2DR	3/18/2014		NS	<0.33	NS	NS	NS	<2.0	<0.26	<0.34	NA	<0.30	<0.5	NS	<0.33	<0.38	<0.54	NS	NS	NS	NS	NS	NA	NS	NS	NS	<0.24	<0.2	<0.28	<0.20	ND	NS	0	0
MW-2DR	6/16/2014		NS	<0.33	NS	NS	NS	<2.0	<0.26	<0.34	NA	<0.30	<0.5	NS	<0.33	<0.38	<0.54	NS	NS	NS	NS	NS	NA	NS	<5.0	<5.0	<0.50	<1.0	<1.0	NA	NA	NS	0	0
MW-2DR	12/9/2014		NS	<2.0	<5.0	<5.0	<5.0	<2.0	<1.0	<1.0	NA	<1.0	<1.0	NS	<1.0	<1.0	<2.0	<5.0	<5.0	<5.0	<5.0	NA	<5.0	NS	NS	<1.0	<1.0	<1.0	<1.0	NS	NS	0	0
MW-2DR	3/10/2015		NS	<2.0	NS	NS	NS	<5.0	<1.0	<1.0	NA	<1.0	<2.0	NS	<1.0	<1.0	<2.0	NS	NS	NS	NS	NA	NS	NS	NS	<1.0	<1.0	<1.0	<1.0	NS	NS	0	0
MW-2DR	6/2/2015		NS	<2.0	NS	NS	NS	<5.0	<1.0	<1.0	<1.0	<1.0	<2.0	NS	<1.0	<1.0	<2.0	NS	NS	NS	NS	NA	NS	NS	NS	<1.0	<1.0	<1.0	<1.0	NS	NS	0	0
MW-2DR	8/11/2015		NS	<2.0	NS	NS	NS	<5.0	<1.0	<1.0	<1.0	<1.0	<2.0	NS	<1.0	<1.0	<2.0	NS	NS	NS	NS	NA	NS	NS	NS	<1.0	<1.0	<1.0	<1.0	NS	NS	0	0
MW-2DR	12/17/2015		NS	<2.0	NS	NS	NS	<5.0	<1.0	<1.0	<1.0	<1.0	<2.0	NS	<1.0	<1.0	<2.0	NS	NS	NS	NS	NA	NS	NS	NS	<1.0	<1.0	<1.0	<1.0	NS	NS	0	0
MW-2DR	3/16/2016		NS	<2.0	NS	NS	NS	<5.0	<1.0	<1.0	<1.0	<1.0	<2.0	NS	<1.0	<1.0	<2.0	NS	NS	NS	NS	NA	NS	<1.0	<1.0	<1.0	<1.0	<1.0	<1.0	ND	NS	0	0
MW-2DR	6/14/2016		<2.0	<2.0	<2.0	<1.0	<1.0	<5.0	<1.0	<1.0	<1.0	<1.0	<2.0	<10	<1.0	<1.0	<2.0	<5.0	<1.0	<1.0	<1.0	NA	<1.0	<1.0	<1.0	<1.0	<1.0	<1.0	<1.0	ND	NS	0	0
MW-2DR	9/20/2016		<2.0	<2.0	<2.0	<1.0	<1.0	<5.0	<1.0	<1.0	<1.0	<1.0	<2.0	<10	<1.0	<1.0	<2.0	<5.0	<1.0	<1.0	<1.0	NA	<1.0	<1.0	<1.0	<1.0	<1.0	<1.0	0.27	ND	NS	0	0.3
MW-2DR	1/19/2017		<2.0	<2.0	<2.0	<1.0	<1.0	<5.0	<1.0	<1.0	<1.0	<1.0	<2.0	<10	<1.0	<1.0	<2.0	<5.0	<1.0	<1.0	<1.0	NA	<1.0	<1.0	<1.0	<1.0	<1.0	<1.0	<1.0	ND	NS	0	0
MW-2DR	3/21/2017	DUP	<2.0	<2.0	<2.0	<1.0	<1.0	<5.0	<1.0	<1.0	<1.0	<1.0	<2.0	<10	<1.0	<1.0	<2.0	<5.0	<1.0	<1.0	<1.0	<1.0	<1.0	<1.0	<1.0	<1.0	<1.0	<1.0	<1.0	ND	NS	0	0
MW-2DR	3/21/2017		<2.0	<2.0	<2.0	<1.0	<1.0	<5.0	<1.0	<1.0	<1.0	<1.0	<2.0	<10	<1.0	<1.0	<2.0	<5.0	<1.0	<1.0	<1.0	<1.0	<1.0	<1.0	<1.0	<1.0	<1.0	<1.0	<1.0	ND	NS	0	0
MW-2DR	6/29/2017		<2.0	<2.0	<2.0	<1.0	<1.0	<5.0	<1.0	<1.0	<1.0	<1.0	<2.0	<10	<1.0	<1.0	<2.0	<5.0	<1.0	<1.0	<1.0	<1.0	<1.0	<1.0	<1.0	<1.0	<1.0	<1.0	<1.0	ND	NS	0	0
MW-2DR	9/19/2017		<2.0	<2.0	<2.0	<1.0	<1.0	<5.0	<1.0	<1.0	<1.0	<1.0	<2.0	<10	<1.0	<1.0	<2.0	<5.0	<1.0	<1.0	<1.0	<1.0	<1.0	<1.0	<1.0	<1.0	<1.0	<1.0	<1.0	ND	NS	0	0
MW-2DR	1/8/2018		<2.0	<2.0	<2.0	<1.0	<1.0	<5.0	<1.0	<1.0	<1.0	<1.0	<2.0	<10	<1.0	<1.0	<2.0	<5.0	<1.0	<1.0	<1.0	<1.0	<1.0	<1.0	<1.0	<1.0	<1.0	<1.0	<1.0	ND	NS	0	0
MW-2DR	3/13/2018	DUP	<2.0	<2.0	<2.0	<1.0	<1.0	<5.0	<1.0	<1.0	<1.0	<1.0	<2.0	<10	<1.0	<1.0	<2.0	<5.0	<1.0	<1.0	<1.0	<1.0	<1.0	<1.0	<1.0	<1.0	<1.0	<1.0	<1.0	ND	NS	0	0
MW-2DR	3/13/2018		<2.0	<2.0	<2.0	<1.0	<1.0	<5.0	<1.0	<1.0	<1.0	<1.0	<2.0	<10	<1.0	<1.0	<2.0	<5.0	<1.0	<1.0	<1.0	<1.0	<1.0	<1.0	<1.0	<1.0	<1.0	<1.0	<1.0	ND	NS	0	0
MW-2DR	6/26/2018		<2.0	<2.0	<2.0	<1.0	<1.0	<5.0	<1.0	<1.0	<1.0	<1.0	<2.0	<10	<1.0	<1.0	<2.0	<5.0	<1.0	<1.0	<1.0	<1.0	<1.0	<1.0	<1.0	<1.0	<1.0	<1.0	<1.0	ND	NS	0	0

Appendix A
Groundwater Analytical Results - February 2003 - December 2024 (µg/L)
Perma-Fix of South Georgia Inc., Valdosta, GA

			Chlorinated and Non-Chlorinated VOCs																							Aromatic/						Total VOCs	
Sample Location	Sample Date	QA/QC Reference	Dibromomethane	Dichlorodifluoromethane (DCDFM) (difluorodichloromethane)	Hexachlorobutadiene	Isopropylbenzene	4-Isopropyltoluene (p-Isopropyltoluene)	Methylene Chloride	Tetrachloroethene (PCE)	Trans-1,2-Dichloroethene	Trans-1,3-Dichloropropene	Trichloroethene (TCE)	Trichlorofluoromethane	Vinyl Acetate	Vinyl Chloride	Bromoform	Bromomethane	Naphthalene	N-Propylbenzene	N-Butylbenzene	Sec-Butylbenzene	Tert-Butylbenzene	Styrene	1,2,4-Trimethylbenzene	1,3,5-Trimethylbenzene	Benzene	Toluene	Ethylbenzene	Methyl Tert-Butyl Ether	Total Xylenes	Heptachlor	Total Chlorinated and Non Chlorinated VOCs1	Total Aromatic/Hydrocarbon VOCs
	Current GW Standard		1 [b]	1 [b]	50 [a]	1 [b]	1 [b]	5 [a]	5 [a]	100 [a]	1 [b]	5 [a]	1 [b]	2 [b]	2 [a]	80 [a]	5 [b]	5 [b]	1 [b]	1 [b]	1 [b]	1 [b]	100 [a]	1 [b]	1 [b]	5 [a]	1000 [a]	700 [a]	5 [b]	10000 [a]	0.4 [a]	--	--
MW-2DR	10/17/2018		<2.0	<2.0	<2.0	<1.0	<1.0	<5.0	<1.0	<1.0	<1.0	<1.0	<2.0	<10	<1.0	<1.0	<2.0	<5.0	<1.0	<1.0	<1.0	<1.0	<1.0	<1.0	<1.0	<1.0	<1.0	<1.0	<1.0	ND	NS	0	0
MW-2DR	1/22/2019		<2.0	<2.0	<2.0	<1.0	<1.0	<5.0	<1.0	<1.0	<1.0	<1.0	<2.0	<10	<1.0	<1.0	<2.0	<5.0	<1.0	<1.0	<1.0	<1.0	<1.0	<1.0	<1.0	<1.0	<1.0	<1.0	<1.0	ND	NS	0	0
MW-2DR	4/23/2019		<2.0	<2.0	<2.0	<1.0	<1.0	<5.0	<1.0	<1.0	<1.0	<1.0	<2.0	<10	<1.0	<1.0	<2.0	<5.0	<1.0	<1.0	<1.0	<1.0	<1.0	NS	NS	<0.2	<0.2	<0.3	<0.2	ND	NS	0	0
MW-2DR	7/31/2019		<2.0	<2.0	<2.0	<1.0	<1.0	<5.0	<1.0	<1.0	<1.0	<1.0	<2.0	<10	<1.0	<1.0	<2.0	<5.0	<1.0	<1.0	<1.0	<1.0	<1.0	<1.0	<1.0	<1.0	<1.0	<1.0	<1.0	ND	NS	0	0
MW-2DR	10/30/2019		<2.0	<2.0	<2.0	<1.0	<1.0	<5.0	<1.0	<1.0	<1.0	<1.0	<2.0	<10	<1.0	<1.0	<2.0	<5.0	<1.0	<1.0	<1.0	<1.0	<1.0	<1.0	<1.0	<1.0	<1.0	<1.0	<1.0	ND	NS	0	0
MW-2DR	1/23/2020		<2.0	<2.0	<2.0	<1.0	<1.0	<5.0	<1.0	<1.0	<1.0	<1.0	<2.0	<10	<1.0	<1.0	<1.0	<5.0	<1.0	<1.0	<1.0	<1.0	<1.0	<1.0	<1.0	<1.0	<1.0	<1.0	<1.0	ND	NS	0	0
MW-2DR	10/21/2020		<2.0	<2.0	<2.0	<1.0	<1.0	<5.0	<1.0	<1.0	<1.0	<1.0	<2.0	<10	<1.0	<1.0	<2.0	<5.0	<1.0	<1.0	<1.0	<1.0	<1.0	<1.0	<1.0	<1.0	<1.0	<1.0	<1.0	ND	NS	0	0
MW-2DR	12/14/2021		<2.0	<2.0	<2.0	<1.0	<1.0	<5.0	<1.0	<1.0	<1.0	<1.0	<2.0	<10	<1.0	<1.0	<5.0	<5.0	<1.0	<1.0	<1.0	<1.0	<1.0	<1.0	<1.0	<1.0	<1.0	<1.0	<1.0	ND	NS	0	0
MW-2DR	11/9/2022	DUP	<2.0	<2.0	<2.0	<1.0	<1.0	<5.0	<1.0	<1.0	<1.0	<1.0	<2.0	<10	<1.0	<1.0	<5.0	<5.0	<1.0	<1.0	<1.0	<1.0	<1.0	<1.0	<1.0	<1.0	<1.0	<1.0	<1.0	ND	NS	0	0
MW-2DR	11/9/2022		<2.0	<2.0	<2.0	<1.0	<1.0	<5.0	<1.0	<1.0	<1.0	<1.0	<2.0	<10	<1.0	<1.0	<5.0	<5.0	<1.0	<1.0	<1.0	<1.0	<1.0	<1.0	<1.0	<1.0	<1.0	<1.0	<1.0	ND	NS	0	0
MW-2DR	11/8/2023		<2.0	<2.0	<2.0	<1.0	<1.0	<5.0	<1.0	<1.0	<1.0	<1.0	<2.0	<10	<1.0	<1.0	<5.0	<5.0	<1.0	<1.0	<1.0	<1.0	<1.0	<1.0	<1.0	<1.0	<1.0	<1.0	<1.0	ND	ND	0	0
MW-2DR	12/6/2024		<1.0	<1.0	<5.0	<1.0	<1.0	<5.0	<1.0	<1.0	<1.0	<1.0	<1.0	<2.0	<1.0	<1.0	<5.0	<5.0	<1.0	<1.0	<1.0	<1.0	<1.0	<1.0	<1.0	<1.0	<1.0	<1.0	<5.0	<1.0	<0.044	0	0
MW-4D	2/21/2003		NS	<0.3	NS	NS	NS	<0.1	<0.3	<0.2	NA	<0.3	<0.3	NS	<0.4	<0.2	<0.6	NS	NS	NS	NS	NA	NS	NS	NS	<0.2	<0.2	<0.3	<0.3	ND	NS	0	0
MW-4D	6/2/2003		NS	<0.3	NS	NS	NS	<0.5	<0.2	<0.3	NA	<0.2	<0.6	NS	<0.4	<0.2	<0.3	NS	NS	NS	NS	NA	NS	NS	NS	<0.2	<0.2	<0.3	<0.3	ND	NS	0	0
MW-4D	9/1/2003		NS	<0.3	NS	NS	NS	<0.5	1.2	<0.3	NA	<0.2	<0.6	NS	<0.4	<0.2	<0.3	NS	NS	NS	NS	NA	NS	NS	NS	<0.2	5.5	<0.3	<0.2	ND	NS	1.2	5.5
MW-4D	12/2/2003		NS	<0.3	NS	NS	NS	<0.1	<0.3	<0.2	NA	<0.3	<0.3	NS	<0.4	<0.2	<0.6	NS	NS	NS	NS	NA	NS	NS	NS	<0.2	<0.2	<0.3	<0.2	ND	NS	0	0
MW-4D	3/1/2004		NS	<0.3	NS	NS	NS	<0.1	<0.3	<0.2	NA	<0.3	<0.3	NS	<0.4	<0.2	<0.6	NS	NS	NS	NS	NA	NS	NS	NS	<0.2	<0.2	<0.3	<0.2	ND	NS	0	0
MW-4D	5/28/2004		NS	<0.3	NS	NS	NS	<0.1	<0.3	<0.2	NA	<0.3	<0.3	NS	<0.4	<0.2	<0.6	NS	NS	NS	NS	NA	NS	NS	NS	<0.2	<0.2	<0.3	<0.2	ND	NS	0	0
MW-4D	8/31/2004		NS	<0.3	NS	NS	NS	<0.1	<0.3	<0.2	NA	<0.3	<0.3	NS	<0.4	<0.2	<0.6	NS	NS	NS	NS	NA	NS	NS	NS	<0.2	<0.2	<0.3	<0.2	ND	NS	0	0
MW-4D	12/1/2004	DUP	NS	<0.3	NS	NS	NS	<0.1	<0.3	<0.2	NA	<0.3	<0.3	NS	<0.4	<0.2	<0.6	NS	NS	NS	NS	NA	NS	NS	NS	<0.2	<0.2	<0.3	<0.2	ND	NS	0	0
MW-4D	12/1/2004		NS	<0.3	NS	NS	NS	<0.1	<0.3	<0.2	NA	<0.3	<0.3	NS	<0.4	<0.2	<0.6	NS	NS	NS	NS	NA	NS	NS	NS	<0.2	<0.2	<0.3	<0.2	ND	NS	0	0
MW-4D	2/28/2005		NS	<0.3	NS	NS	NS	<0.1	<0.3	<0.2	NA	<0.3	<0.3	NS	<0.4	<0.2	<0.6	NS	NS	NS	NS	NA	NS	NS	NS	<0.2	<0.2	<0.3	<0.2	ND	NS	0	0
MW-4D	5/27/2005		NS	<0.3	NS	NS	NS	<0.1	3	<0.2	NA	<0.3	<0.3	NS	<0.4	<0.2	<0.6	NS	NS	NS	NS	NA	NS	NS	NS	<0.2	<0.2	<0.3	<0.2	ND	NS	3	0
MW-4D	9/1/2005		NS	<0.3	NS	NS	NS	<0.1	<0.3	<0.2	NA	<0.3	<0.3	NS	<0.4	<0.2	<0.6	NS	NS	NS	NS	NA	NS	NS	NS	<0.2	<0.2	<0.3	<0.2	ND	NS	0	0
MW-4D	12/1/2005		NS	<0.3	NS	NS	NS	<0.1	11	<0.2	NA	<0.3	<0.3	NS	<0.4	<0.2	<0.6	NS	NS	NS	NS	NA	NS	NS	NS	0.2	<0.2	<0.3	<0.2	ND	NS	11	0.2
MW-4D	2/28/2006		NS	<0.3	NS	NS	NS	<2.0	<0.3	<0.2	NA	<0.3	<0.3	NS	<0.4	<0.2	<0.6	NS	NS	NS	NS	NA	NS	NS	NS	<0.2	<0.2	<0.3	<0.2	ND	NS	0.5	0
MW-4D	5/30/2006	DUP	NS	<0.3	NS	NS	NS	<2.0	1.1	<0.2	NA	<0.3	<0.3	NS	<0.4	6.7	<0.6	NS	NS	NS	NS	NA	NS	NS	NS	<0.2	<0.2	<0.3	0.2	ND	NS	9.1	0.2
MW-4D	5/30/2006		NS	<0.3	NS	NS	NS	<2.0	1.8	<0.2	NA	<0.3	<0.3	NS	<0.4	<0.2	<0.6	NS	NS	NS	NS	NA	NS	<0.2	<0.2	0.2	<0.2	<0.3	0.2	ND	NS	1.8	0.4
MW-4D	7/20/2006		NS	<0.3	<0.4	<0.1	0.5	<2.0	1.4	<0.2	NA	<0.3	<0.3	NS	<0.4	<0.2	<0.6	<0.3	<0.3	<0.3	<0.2	NA	<0.1	NS	NS	<0.2	<0.2	<0.3	0.9	ND	NS	1.9	0.9
MW-4D	3/1/2007		NS	<0.3	NS	NS	NS	<2.0	1.8	<0.2	NA	<0.3	<0.3	NS	<0.4	<0.2	<0.6	NS	NS	NS	NS	NA	NS	NS	NS	<0.2	<0.2	<0.3	2	ND	NS	1.8	2
MW-4D	6/1/2007		NS	<0.3	NS	NS	NS	<2.0	3	<0.2	NA	<0.3	<0.3	NS	<0.4	<0.2	<0.6	NS	NS	NS	NS	NA	NS	NS	NS	<0.2	<0.2	<0.3	NS	NS	NS	3.7	0
MW-4D	8/30/2007		NS	NS	NS	NS	NS	<2.0	2	NS	NA	<0.3	NS	NS	<0.4	NS	NS	NS	NS	NS	NS	NA	NS	NS	NS	<0.2	<0.3	<0.3	2.3	ND	NS	2	2.3
MW-4D	12/20/2007		NS	<0.3	NS	NS	NS	<0.7	1.7	<0.4	NA	<0.3	<0.5	NS	<0.5	<0.4	<0.5	NS	NS	NS	NS	NA	NS	NS	NS	<0.23	<0.28	<0.34	NS	ND	NS	1.7	0
MW-4D	3/18/2008		NS	<0.31	NS	NS	NS	1.7	1.4	<0.41	NA	<0.26	<0.46	NS	<0.52	<0.35	<0.45	NS	NS	NS	NS	NA	NS	NS	NS	<0.23	<0.28	<0.34	3.4	ND	NS	3.53	3.4
MW-4D	6/20/2008		NS	<0.31	NS	NS	NS	<0.65	0.76	<0.41	NA	<0.26	<0.46	NS	<0.52	<0.35	<0.45	NS	NS	NS	NS	NA	NS	NS	NS	<0.29	<0.35	<0.29	1.9	ND	NS	0.76	1.9
MW-4D	9/23/2008		NS	<0.14	NS	NS	NS	<0.25	<0.32	<0.49	NA	1.3	<0.45	NS	<0.61	<0.25	<0.48	NS	NS	NS	NS	NA	NS	NS	NS	<0.29	<0.35	<0.29	2.7	ND	NS	1.3	2.7
MW-4D	12/15/2008		NS	<0.14	<1.5	NS	NS	<0.25	1.1	<0.49	NA	<0.50	<0.45	NS	<0.61	<0.25	<0.48	NS	NS	NS	NS	NA	NS	NS	NS	<0.2	<0.27	<0.2	NS	ND	NS	1.1	0
MW-4D	3/30/2009		NS	<0.38	NS	NS	NS	<0.53	<0.36	<0.34	NA	<0.38	<0.28	NS	<0.3	<0.71	<0.49	NS	NS	NS	NS	NA	NS	NS	NS	<0.35	<0.43	<0.43	2.5	ND	NS	0	2.5
MW-4D	7/10/2009		NS	<0.75	NS	NS	NS	<0.41	<0.43	<0.47	NA	<0.39	<0.57	NS	<0.48	<0.22	<0.63	NS	NS	NS	NS	NA	NS	NS	NS	<0.20	<0.27	<0.20	2.3	ND	NS	0	2.3
MW-4D	9/30/2009		NS	<0.38	NS	NS	NS	<0.53	0.45	<0.34	NA	<0.38	<0.28	NS	<0.30	<0.71	<0.49	NS	NS	NS	NS	NA	NS	NS	NS	<0.27	<0.30	<0.26	2.4	ND	NS	0.5	2.4
MW-4D	12/31/2009		NS	<0.29	NS	NS	NS	<0.62	<0.21	<0.30	NA	<0.24	<0.20	NS	<0.33	<0.33	<0.64	NS	NS	NS	NS	NA	NS	NS	NS	<0.050	<0.053	<0.10	1.8	ND	NS	0	1.8
MW-4D	3/6/2010		NS	<0.091	NS	NS	NS	0.41	0.61	<0.11	NA	<0.13	<0.15	NS	<0.083	<0.20	<0.28	NS	NS	NS	NS	NA	NS	NS	NS	<0.35	<0.43	<0.43	1.1	ND	NS	1	1.1
MW-4D	5/29/2010	DUP	NS	<0.75	NS	NS	NS	<0.41	<0.49	<0.47	NA	<0.39	<0.57	NS	<0.48	<0.22	<0.63	NS	NS	NS	NS	NA	NS	NS	NS	<0.35	<0.43	<0.43	1.1	ND	NS	0	1.1
MW-4D	5/29/2010		NS	<0.75	NS	NS	NS	<0.41	2.7	<0.47	NA	<0.39	<0.57	NS	<0.48	<0.22	<0.63	NS	NS	NS	NS	NA	NS	NS	NS	<0.21	<0.2	<0.2	1.6	ND	NS	2.7	1.6
MW-4D	8/4/2010		NS	<0.67	NS	NS	NS	<2.0	<0.44	<0.34	NA	<0.24	<0.4	NS	<0.28	<0.24	<0.78	NS	NS	NS	NS	NA	NS	NS	NS	<0.21	<0.2	<0.2	<0.25	ND	NS	0	0
MW-4D	10/15/2010		NS	<0.67	NS	NS	NS	<2.0	<0.44	<0.34	NA	<0.24	<0.4	NS	<0.28	<0.24	<0.78	NS	NS	NS	NS	NA	NS	NS	NS	<0.20	<0.20	<0.20	0.72	ND	NS	0	0.7
MW-4D	2/28/2011		NS	<0.50	NS	NS	NS	<2.0	0.56	<0.35	NA	<0.26	<0.50	NS	<0.22	<0.20	<0.50	NS	NS	NS	NS	NA	NS	NS	NS	<0.20	<0.20	<0.20	0.58	ND	NS	0.56	0.6
MW-4D	5/27/2011		NS	<0.50	NS	NS	NS	<2.0	0.87	<0.35	NA	<0.26	<0.50	NS	<0.22	<0.20	<0.50	NS	NS	NS	NS	NA	NS	NS	NS	<0.2	<0.2	<0.2	0.51	ND	NS	0.87	0.5
MW-4D	8/24/2011		NS	<0.5	NS	NS	NS	<2.0	0.96	<0.35	NA	<0.26	<0.5	NS	<0.22	<0.2	<0.5	NS	NS	NS	NS	NA	NS	NS	NS	<0.2	<0.2	<0.2	0.37	ND	NS	0.96	0.4
MW-4D	11/15/2011		NS	<0.5	NS	NS	NS	<2.0	0.82	<0.35	NA	<0.26	<0.5	NS	<0.22	<0.2	<0.5	NS	NS	NS	NS	NA	NS	NS	NS	<0.2	<0.2	<0.2	0.51	ND	NS	0.82	0.5
MW-4D	2/28/2012	DUP	NS	<0.5	NS	NS	NS	<2.0	1.5	<0.35	NA	<0.26	<0.5	NS	<0.22	<0.2	<0.5	NS	NS	NS	NS	NA	NS	NS	NS	<0.2	<0.2	<0.2	0.48	ND	NS	1.5	0.5
MW-4D	2/28/2012		NS	<0.5	NS	NS	NS	<2.0	1.6	<0.35	NA	<0.26	<0.5	NS	<0.22	<0.2	<0.5	NS	NS	NS	NS	NA	NS	NS	NS	<0.2	<0.2	<0.2	<0.34	ND	NS	1.6	0
MW-4D	4/23/2012	DUP	NS	<0.5	NS	NS	NS	<2.0	2.4	<0.35	NA	<0.26	<0.5	NS	<0.22	<0.2	<0.5	NS	NS	NS	NS	NA	NS	NS	NS	<0.2	<0.2	<0.2	0.56	ND	NS	2.77	0.6
MW-4D	4/23/2012		NS	<0.5	NS	NS	NS	<2.0	1.6	<0.35	NA	<0.26	<0.5	NS	<0.22	<0.2	<0.5	NS	NS	NS	NS	NA	NS	NS	NS	<0.2	<0.2	<0.2	0.52	ND	NS	1.6	0.5
MW-4D	8/20/2012		NS	<0.5	NS	NS	NS	<2.0	2.6	<0.35	NA	<0.26	<0.5	NS	<0.22	<0.2	<0.5	NS	NS	NS	NS	NA	NS	NS	NS	<0.21	<0.2	<0.29	<0.21	ND	NS	2.97	0
MW-4D	11/14/2012		NS	<0.5	NS	NS	NS	<2.0	3	<0.23	NA	<0.31	<0.5	NS	<0.44	<0.34	<0.79	NS	NS	NS	NS	NA	NS	NS	NS	<0.21	<0.2	<0.29	0.35	ND	NS	3	0.4
MW-4D	3/4/2013		NS	<0.5	NS	NS	NS	<2.0	2.9	<0.23	NA	<0.31	<0.5	NS	<0.44	<0.34	<0.79	NS	NS	NS	NS	NA	NS	NS	NS	<0.21	<0.2	<0.29	0.31	ND	NS	2.9	0.3
MW-4D	6/12/2013		NS	<0.5	NS	NS	NS	<2.0	2.4	<0.23	NA	<0.31	<0.5	NS	<0.44	<0.34	<0.79	NS	NS	NS	NS	NA	NS	NS	NS	<0.21	<0.2	<0.29	<0.21	ND	NS	2.4	0
MW-4D	8/28/2013		NS	<0.5	NS	NS	NS	<2.0	2.2	<0.23	NA	<0.31	<0.5	NS	<0.44	<0.34	<0.79	NS	NS	NS	NS	NA	NS	NS	NS	<0.21	<0.2	<0.29	<0.21	ND	NS	2.62	0.3
MW-4D	12/10/2013		NS	<0.5	NS	NS	NS	<2.0	2	<0.23	NA	<0.31	<0.5	NS	<0.44	<0.34	<0.79	NS	NS	NS	NS	NA	NS	NS	NS	13.6	<0.2	0.29	1.2	1	NS	2	16.1
MW-4D	3/18/2014		NS	<0.33	NS	NS	NS	<2.0	0.26	<0.34	NA	1.8	<0.5	NS	3.3	<0.38	<0.54	NS	NS	NS	NS	NA	NS	NS	NS	<0.24	<0.2	<0.28	<0.2	ND	NS	8.66	0
MW-4D	6/16/2014		NS	<0.33	NS	NS	NS	<2.0	1.3	<0.34	NA	<0.30	<0.5	NS	<0.33	<0.38	<0.54	NS	NS	NS	NS	NA	NS	<5.0	<5.0	<0.50	<1.0	<1.0	NA	NA	NS	1.3	0
MW-4D	12/7/2014	DUP	NS	<2.0	<5.0	<5.0	<5.0	<2.0	<1.0	<1.0	NA	<1.0	<1.0	NS	<1.0	<1.0	<2.0	<5.0	<5.0	<5.0	<5.0	NA	<5.0	<5.0	<5.0	<0.50	<1.0	<1.0	NA	NA	NS	0	0
MW-4D	12/7/2014		NS	<2.0	<5.0	<5.0	<5.0	<2.0	1.1	<1.0	NA	<1.0	<1.0	NS	<1.0	<1.0	<2.0	<5.0	<5.0	<5.0	<5.0	NA	<5.0	NS	NS	<1.0	<1.0	<1.0	<1.0	NS	NS	1.1	0
MW-4D	3/11/2015		NS	<2.0	NS	NS	NS	<5.0	0.61	<1.0	NA	<1.0	<2.0	NS	<1.0	<1.0	<2.0	NS	NS	NS	NS	NA	NS	NS	NS	<1.0	<1.0	<1.0	<1.0	NS	NS	0.61	0
MW-4D	6/2/2015		NS	<2.0	NS	NS	NS	<5.0	0.6	<1.0	<1.0	<1.0	<2.0	NS	<1.0	<1.0	<2.0	NS	NS	NS	NS	NA	NS	NS	NS	<1.0	<1.0	<1.0	<1.0	NS	NS	0.6	0
MW-4D	8/13/2015		NS	<2.0	NS	NS	NS	<5.0	0.36	<1.0	<1.0	<1.0	<2.0	NS	<1.0	<1.0	<2.0	NS	NS	NS	NS	NA	NS	NS	NS	<1.0	<1.0	<1.0	<1.0	NS	NS	0.4	0
MW-4D	12/17/2015		NS	<2.0	NS	NS	NS	<5.0	<1.0	<1.0	<1.0	<1.0	<2.0	NS	<1.0	<1.0	<2.0	NS	NS	NS	NS	NA	NS	NS	NS	<1.0	<1.0	<1.0	<1.0	NS	NS	0	0
MW-4D	3/17/2016		NS	<2.0	NS	NS	NS	<5.0	0.31	<1.0	<1.0	<1.0	<2.0	NS	<1.0	<1.0	<2.0	NS	NS	NS	NS	NA	NS	<1.0	<1.0	<1.0	<1.0	<1.0	<1.0	ND	NS	0.3	0
MW-4D	6/15/2016		<2.0	<2.0	<2.0	<1.0	<1.0	<5.0	<1.0	<1.0	<1.0	<1.0	<2.0	<10	<1.0	<1.0	<2.0	<5.0	<1.0	<1.0	<1.0	NA	<1.0	<1.0	<1.0	<1.0	<1.0	<1.0	<1.0	ND	NS	0	0
MW-4D	9/22/2016		<2.0	<2.0	<2.0	<1.0	<1.0	<5.0	0.34	<1.0	<1.0	<1.0	<2.0	<10	<1.0	<1.0	<2.0	<5.0	<1.0	<1.0	<1.0	NA	<1.0	<1.0	<1.0	<1.0	<1.0	<1.0	<1.0	ND	NS	0.34	0

Appendix A
Groundwater Analytical Results - February 2003 - December 2024 (µg/L)
Perma-Fix of South Georgia Inc., Valdosta, GA

			Chlorinated and Non-Chlorinated VOCs																							Aromatic/						Total VOCs	
Sample Location	Sample Date	QA/QC Reference	Dibromomethane	Dichlorodifluoromethane (DCDFM) (difluorodichloromethane)	Hexachlorobutadiene	Isopropylbenzene	4-Isopropyltoluene (p-Isopropyltoluene)	Methylene Chloride	Tetrachloroethene (PCE)	Trans-1,2-Dichloroethene	Trans-1,3-Dichloropropene	Trichloroethene (TCE)	Trichlorofluoromethane	Vinyl Acetate	Vinyl Chloride	Bromoform	Bromomethane	Naphthalene	N-Propylbenzene	N-Butylbenzene	Sec-Butylbenzene	Tert-Butylbenzene	Styrene	1,2,4-Trimethylbenzene	1,3,5-Trimethylbenzene	Benzene	Toluene	Ethylbenzene	Methyl Tert-Butyl Ether	Total Xylenes	Heptachlor	Total Chlorinated and Non Chlorinated VOCs1	Total Aromatic/Hydrocarbon VOCs
	Current GW Standard		1 [b]	1 [b]	50 [a]	1 [b]	1 [b]	5 [a]	5 [a]	100 [a]	1 [b]	5 [a]	1 [b]	2 [b]	2 [a]	80 [a]	5 [b]	5 [b]	1 [b]	1 [b]	1 [b]	1 [b]	100 [a]	1 [b]	1 [b]	5 [a]	1000 [a]	700 [a]	5 [b]	10000 [a]	0.4 [a]	---	---
MW-4D	1/19/2017		<2.0	<2.0	<2.0	<1.0	<1.0	<5.0	0.35	<1.0	<1.0	<1.0	<2.0	<10	<1.0	<1.0	<2.0	<5.0	<1.0	<1.0	<1.0	NA	<1.0	<2.0	<2.0	<0.50	<1.0	<1.0	<1.0	ND	NS	0.35	0
MW-4D	3/23/2017		<1.0	<2.0	<2.0	<1.0	<2.0	<2.0	0.42	<1.0	<1.0	<1.0	<2.0	<10	<1.0	<1.0	<2.0	<5.0	<2.0	<2.0	<2.0	<2.0	<1.0	<1.0	<1.0	<1.0	<1.0	<1.0	<1.0	ND	NS	0.42	0
MW-4D	6/30/2017		<2.0	<2.0	<2.0	<1.0	<1.0	<5.0	0.49	<1.0	<1.0	<1.0	<2.0	<10	<1.0	<1.0	<2.0	<5.0	<1.0	<1.0	<1.0	<1.0	<1.0	<1.0	<1.0	<1.0	<1.0	<1.0	0.3	ND	NS	0.49	0.3
MW-4D	9/20/2017		<2.0	<2.0	<2.0	<1.0	<1.0	<5.0	0.61	<1.0	<1.0	<1.0	<2.0	<10	<1.0	<1.0	<2.0	<5.0	<1.0	<1.0	<1.0	<1.0	<1.0	<1.0	<1.0	<1.0	<1.0	<1.0	0.36	ND	NS	0.61	0.4
MW-4D	1/10/2018	DUP	<2.0	<2.0	<2.0	<1.0	<1.0	<5.0	0.55	<1.0	<1.0	<1.0	<2.0	<10	<1.0	<1.0	<2.0	<5.0	<1.0	<1.0	<1.0	<1.0	<1.0	<1.0	<1.0	<1.0	<1.0	<1.0	0.43	ND	NS	0.55	0.4
MW-4D	1/10/2018		<2.0	<2.0	<2.0	<1.0	<1.0	<5.0	0.54	<1.0	<1.0	<1.0	<2.0	<10	<1.0	<1.0	<2.0	<5.0	<1.0	<1.0	<1.0	<1.0	<1.0	<1.0	<1.0	<1.0	<1.0	<1.0	0.36	ND	NS	0.54	0.4
MW-4D	3/14/2018		<2.0	<2.0	<2.0	<1.0	<1.0	<5.0	0.5	<1.0	<1.0	<1.0	<2.0	<10	<1.0	<1.0	<2.0	<5.0	<1.0	<1.0	<1.0	<1.0	<1.0	<1.0	<1.0	<1.0	<1.0	<1.0	0.42 J	ND	NS	0.5	0.4
MW-4D	6/27/2018		<2.0	<2.0	<2.0	<1.0	<1.0	<5.0	0.52 J	<1.0	<1.0	<1.0	<2.0	<10	<1.0	<1.0	<2.0	<5.0	<1.0	<1.0	<1.0	<1.0	<1.0	<1.0	<1.0	<1.0	<1.0	<1.0	0.45 J	ND	NS	0.52	0.5
MW-4D	10/18/2018		<2.0	<2.0	<2.0	<1.0	<1.0	<5.0	0.47 J	<1.0	<1.0	<1.0	<2.0	<10	<1.0	<1.0	<2.0	<5.0	<1.0	<1.0	<1.0	<1.0	<1.0	<1.0	<1.0	<1.0	<1.0	<1.0	0.44 J	ND	NS	0.47	0.4
MW-4D	1/23/2019		<2,0	<2,0	<2,0	<1,0	<1,0	<5,0	0.33 J	<1,0	<1,0	<1,0	<2,0	<10	<1,0	<1,0	<2,0	<5,0	<1,0	<1,0	<1,0	<1,0	<1,0	<1,0	<1,0	<1,0	<1,0	<1,0	0.41 J	ND	NS	0,33	0,4
MW-4D	4/24/2019		<2.0	<2,0	<2,0	<1,0	<1,0	<5,0	0.49 J	<1,0	<1,0	<1,0	<2,0	<10	<1,0	<1,0	<2,0	<5,0	<1,0	<1,0	<1,0	<1,0	<1,0	<0.2	<0.2	<0.2	<0,2	<0,2	<0,3	3,3	ND	NS	0,49	3,3
MW-4D	7/31/2019		<2.0	<2,0	<2,0	<1,0	<1,0	<5,0	0,6	<1,0	<1,0	<1,0	<2,0	<10	<1,0	<1,0	<2,0	<5,0	<1,0	<1,0	<1,0	<1,0	<1,0	<1,0	<1,0	<1,0	<1,0	<1,0	0,41	ND	NS	0,6	0,4
MW-4D	10/30/2019		<2.0	<2,0	<2,0	<1,0	<1,0	<5,0	0,53	<1,0	<1,0	<1,0	<2,0	<10	<1,0	<1,0	<2,0	<5,0	<1,0	<1,0	<1,0	<1,0	<1,0	<1,0	<1,0	<1,0	<1,0	<1,0	0,37	ND	NS	0,53	0,37
MW-4D	1/23/2020		<2.0	<2,0	<2,0	<1,0	<1,0	<5,0	0,48	<1,0	<1,0	<1,0	<2,0	<10	<1,0	<1,0	<1,0	<5,0	<1,0	<1,0	<1,0	<1,0	<1,0	<1,0	<1,0	<1,0	<1,0	<1,0	0,25 J	ND	NS	0,48	0,25
MW-4D	10/22/2020		<2.0	<2,0	<2,0	<1,0	<1,0	<5,0	0,44 J	<1,0	<1,0	<1,0	<2,0	<10	<1,0	<1,0	<2,0	<5,0	<1,0	<1,0	<1,0	<1,0	<1,0	<1,0	<1,0	<1,0	<1,0	<1,0	<1,0	ND	NS	0,44	0
MW-4D	12/15/2021		<2.0	<2,0	<2,0	<1,0	<1,0	<5,0	0,42 J	<1,0	<1,0	<1,0	<2,0	<10	<1,0	<1,0	<5,0	<5,0	<1,0	<1,0	<1,0	<1,0	<1,0	<1,0	<1,0	<1,0	<1,0	<1,0	<1,0	ND	NS	0,42	0
MW-4D	11/9/2022		<2,0	<2,0	NA	<1,0	<1,0	NA	<1,0	<1,0	<1,0	<1,0	<2,0	NA	<1,0	<1,0	<5,0	<5,0	<1,0	NA	<1,0	NA	<1,0	<1,0	NA	<1,0	<1,0	<1,0	<1,0	ND	NS	0	0
MW-4D	11/9/2023		<2,0	<2,0	NA	<1,0	<1,0	NA	<1,0	<1,0	<1,0	<1,0	<2,0	NA	<1,0	<1,0	<5,0	<5,0	<1,0	NA	<1,0	NA	<1,0	<1,0	NA	<1,0	<1,0	<1,0	<1,0	ND	NS	0	0
MW-4D	12/9/2024		<1,0	<1,0	<5,0	<1,0	<1,0	<5,0	<1,0	<1,0	<1,0	<1,0	<1,0	<2,0	<1,0	<1,0	<5,0	<5,0	<1,0	<1,0	<1,0	<1,0	<1,0	<1,0	<1,0	<1,0	<1,0	<1,0	<5,0	<1,0	<0,058	0	0
MW-5D	7/20/2006		NS	<0.3	<0.4	<0.1	<0.5	<2.0	0.3	<0.2	NA	<0.3	<0.3	NS	<0.4	<0.2	<0.6	<0.3	<0.3	<0.3	<0.2	NA	<0.1	NS	NS	<0.2	<0.2	<0.3	NS	NS	NS	0.3	0
MW-5D	8/30/2007		NS	NS	NS	NS	NS	<2.0	<0.3	NS	NA	0.4	NS	NS	<0.4	NS	NS	NS	NS	NS	NS	NS	NA	NS	NS	NS	<0.2	<0.3	<0.3	5.9	ND	NS	1.1	5.9
MW-5D	12/20/2007		NS	<0.3	NS	NS	NS	<0.7	<0,4	<0,4	NA	<0,3	<0.5	NS	<0.5	<0.4	<0.5	NS	NS	NS	NS	NA	NS	NS	NS	<0.23	<0.28	<0.34	NS	ND	NS	0	0
MW-5D	3/18/2008		NS	<0,31	NS	NS	NS	1.7	<0,35	<0,41	NA	<0,26	<0,46	NS	<0,52	<0,35	<0,45	NS	NS	NS	NS	NA	NS	NS	NS	<0,23	<0,28	<0,34	5	ND	NS	1.7	5
MW-5D	6/20/2008		NS	<0,31	NS	NS	NS	<0,65	<0,35	<0,41	NA	<0,26	<0,46	NS	<0,52	<0,35	<0,45	NS	NS	NS	NS	NA	NS	NS	NS	<0,29	<0,35	<0,29	4,2	ND	NS	0	4,2
MW-5D	9/23/2008		NS	<0.14	NS	NS	NS	<0,25	<0,32	<0,49	NA	1.2	<0,45	NS	<0,61	<0,25	<0,48	NS	NS	NS	NS	NA	NS	NS	NS	<0,29	<0,35	<0,29	3,2	ND	NS	1,2	3,2
MW-5D	12/15/2008		NS	<0.14	<1.5	NS	NS	<0,25	0.76	<0,49	NA	<0.50	<0,45	NS	<0,61	<0,25	<0,48	NS	NS	NS	NS	NA	NS	NS	NS	<0.2	<0.27	<0,2	NS	ND	NS	2.6	0
MW-5D	3/30/2009		NS	<0.38	NS	NS	NS	<0,53	<0,36	<0,34	NA	<0,38	<0,28	NS	<0,3	<0,71	<0,49	NS	NS	NS	NS	NA	NS	NS	NS	<0,35	1.1	<0,43	2.6	1.97	NS	0	5.7
MW-5D	7/10/2009		NS	<0.75	NS	NS	NS	<0,41	1.1	<0,47	NA	5.7	<0,57	NS	<0,48	<0,22	<0,63	NS	NS	NS	NS	NA	NS	NS	NS	<0,20	<0,27	<0,20	2.2	ND	NS	6.8	2.2
MW-5D	9/30/2009		NS	<0,38	NS	NS	NS	<0,53	<0,36	<0,34	NA	<0,38	<0,28	NS	<0,30	<0,71	<0,49	NS	NS	NS	NS	NA	NS	NS	NS	<0,27	<0,35	<0,28	2,1	0,54	NS	0	2,6
MW-5D	12/10/2009		NS	<0,13	NS	NS	NS	<0,23	<0,31	<0,46	NA	<0,56	<0,41	NS	<0,58	<0,26	<0,44	NS	NS	NS	NS	NA	NS	NS	NS	<0,050	<0,053	<0,10	1,6	ND	NS	0	1,6
MW-5D	3/6/2010		NS	<0,091	NS	NS	NS	<0,070	<0,099	<0,11	NA	<0,13	<0,15	NS	<0,083	<0,20	<0,28	NS	NS	NS	NS	NA	NS	NS	NS	<0,35	<0,43	<0,43	1,6	ND	NS	0	1,6
MW-5D	5/29/2010		NS	<0.75	NS	NS	NS	<0,41	<0,43	<0,47	NA	<0,39	<0,57	NS	<0,48	<0,22	<0,63	NS	NS	NS	NS	NA	NS	NS	NS	<0,21	<0,2	<0,2	1,2	ND	NS	0	1,2
MW-5D	8/4/2010	DUP	NS	<0.67	NS	NS	NS	<2,0	<0,44	<0,34	NA	<0,24	<0,4	NS	<0,28	<0,24	<0,78	NS	NS	NS	NS	NA	NS	NS	NS	<0,21	<0,2	<0,2	1,2	ND	NS	0	1,2
MW-5D	8/4/2010		NS	<0.67	NS	NS	NS	<2,0	<0,44	<0,34	NA	<0,24	<0,4	NS	<0,28	<0,24	<0,78	NS	NS	NS	NS	NA	NS	NS	NS	<0,21	<0,2	<0,2	0,89	ND	NS	0	0,9
MW-5D	10/15/2010		NS	<0,67	NS	NS	NS	<2,0	<0,44	<0,34	NA	<0,24	<0,4	NS	<0,28	<0,24	<0,78	NS	NS	NS	NS	NA	NS	NS	NS	<0,20	<0,20	<0,20	0,62	ND	NS	0	0,6
MW-5D	2/28/2011		NS	<0,50	NS	NS	NS	<2,0	<0,25	<0,35	NA	<0,26	<0,50	NS	<0,22	<0,20	<0,50	NS	NS	NS	NS	NA	NS	NS	NS	<0,20	<0,20	<0,20	0,55	ND	NS	0	0,6
MW-5D	5/27/2011		NS	<0,50	NS	NS	NS	<2,0	<0,25	<0,35	NA	<0,26	<0,50	NS	<0,22	<0,20	<0,50	NS	NS	NS	NS	NA	NS	NS	NS	<0,2	<0,2	<0,2	0,44	ND	NS	0	0,4
MW-5D	8/24/2011		NS	<0.5	NS	NS	NS	<2,0	<0,25	<0,35	NA	<0,26	<0,5	NS	<0,22	<0,2	<0,5	NS	NS	NS	NS	NA	NS	NS	NS	<0,2	<0,2	<0,2	0,56	ND	NS	0,23	0,6
MW-5D	11/15/2011	DUP	NS	<0.5	NS	NS	NS	<2,0	<0,25	<0,35	NA	0,5	<0,5	NS	<0,22	<0,2	<0,5	NS	NS	NS	NS	NA	NS	NS	NS	<0,2	<0,2	<0,2	0,34	ND	NS	0,5	0,3
MW-5D	11/15/2011		NS	<0.5	NS	NS	NS	<2,0	<0,25	<0,35	NA	0,52	<0,5	NS	<0,22	<0,2	<0,5	NS	NS	NS	NS	NA	NS	NS	NS	<0,2	<0,2	<0,2	<0,34	ND	NS	0,52	0
MW-5D	2/28/2012		NS	<0.5	NS	NS	NS	<2,0	2,9	<0,35	NA	<0,26	<0,5	NS	<0,22	<0,2	<0,5	NS	NS	NS	NS	NA	NS	NS	NS	<0,2	<0,2	<0,2	0,38	ND	NS	2,9	0,4
MW-5D	4/23/2012		NS	<0,5	NS	NS	NS	<2,0	<0,25	<0,35	NA	<0,26	<0,5	NS	<0,22	<0,2	<0,5	NS	NS	NS	NS	NA	NS	NS	NS	<0,2	<0,2	<0,2	<0,34	ND	NS	0	0
MW-5D	8/20/2012		NS	<0.5	NS	NS	NS	<2,0	<0,25	<0,35	NA	<0,26	<0,5	NS	<0,22	<0,2	<0,5	NS	NS	NS	NS	NA	NS	NS	NS	<0,21	<0,2	<0,29	<0,21	ND	NS	0	0
MW-5D	11/14/2012		NS	<0.5	NS	NS	NS	<2,0	<0,32	<0,23	NA	<0,31	<0,5	NS	<0,44	<0,34	<0,79	NS	NS	NS	NS	NA	NS	NS	NS	<0,21	<0,2	<0,29	0,25	ND	NS	0	0,3
MW-5D	3/4/2013		NS	<0.5	NS	NS	NS	<2,0	<0,32	<0,23	NA	<0,31	<0,5	NS	<0,44	<0,34	<0,79	NS	NS	NS	NS	NA	NS	NS	NS	<0,21	<0,2	<0,29	0,22	ND	NS	0	0,2
MW-5D	6/11/2013		NS	<0.5	NS	NS	NS	<2,0	<0,32	<0,23	NA	<0,31	<0,5	NS	<0,44	<0,34	<0,79	NS	NS	NS	NS	NA	NS	NS	NS	<0,21	0,28	<0,29	<0,21	ND	NS	0	0,3
MW-5D	8/29/2013		NS	<0.5	NS	NS	NS	<2,0	<0,32	<0,23	NA	<0,31	<0,5	NS	<0,44	<0,34	<0,79	NS	NS	NS	NS	NA	NS	NS	NS	<0,21	<0,2	<0,29	<0,21	ND	NS	0	0
MW-5D	12/10/2013		NS	<0,5	NS	NS	NS	<2,0	<0,32	<0,23	NA	<0,31	<0,5	NS	<0,44	<0,34	<0,79	NS	NS	NS	NS	NA	NS	NS	NS	<0,24	<0,2	<0,28	<0,20	ND	NS	0	0
MW-5D	3/18/2014		NS	<0,33	NS	NS	NS	<2,0	<0,26	<0,34	NA	<0,30	<0,5	NS	<0,33	<0,38	<0,54	NS	NS	NS	NS	NA	NS	NS	NS	<0,24	<0,2	<0,28	<0,20	ND	NS	0	0
MW-5D	6/16/2014		NS	<0,33	NS	NS	NS	<2,0	<0,26	<0,34	NA	<0,30	<0,5	NS	<0,33	<0,38	<0,54	NS	NS	NS	NS	NA	NS	<5,0	<5,0	<0,50	<1,0	<1,0	NA	NA	NS	0	0
MW-5D	12/7/2014		NS	<2,0	<5,0	<5,0	<5,0	<2,0	<1,0	<1,0	NA	<1,0	<1,0	NS	<1,0	<1,0	<2,0	<5,0	<5,0	<5,0	<5,0	NA	<5,0	NS	NS	<1,0	<1,0	<1,0	<1,0	NS	NS	0	0
MW-5D	3/10/2015		NS	<2,0	NS	NS	NS	<5,0	<1,0	<1,0	NA	<1,0	<2,0	NS	<1,0	<1,0	<2,0	NS	NS	NS	NS	NA	NS	NS	NS	<1,0	<1,0	<1,0	<1,0	NS	NS	0	0
MW-5D	6/2/2015		NS	<2,0	NS	NS	NS	<5,0	<1,0	<1,0	<1,0	<1,0	<2,0	NS	<1,0	<1,0	<2,0	NS	NS	NS	NS	NA	NS	NS	NS	<1,0	<1,0	<1,0	<1,0	NS	NS	0	0
MW-5D	8/12/2015		NS	<2,0	NS	NS	NS	<5,0	<1,0	<1,0	<1,0	<1,0	<2,0	NS	<1,0	<1,0	<2,0	NS	NS	NS	NS	NA	NS	NS	NS	<1,0	<1,0	<1,0	<1,0	NS	NS	0	0
MW-5D	12/17/2015		NS	<2,0	NS	NS	NS	<5,0	<1,0	<1,0	<1,0	<1,0	<2,0	NS	<1,0	<1,0	<2,0	NS	NS	NS	NS	NA	NS	NS	NS	<1,0	<1,0	<1,0	<1,0	NS	NS	0	0
MW-5D	3/17/2016		NS	<2,0	NS	NS	NS	<5,0	<1,0	<1,0	<1,0	<1,0	<2,0	NS	<1,0	<1,0	<2,0	NS	NS	NS	NS	NA	NS	<1,0	<1,0	<1,0	<1,0	<1,0	<1,0	ND	NS	0	0
MW-5D	6/15/2016		<2.0	<2,0	<2,0	<1.0	<1.0	<5,0	<1,0	<1,0	<1,0	<1,0	<2,0	<10	<1,0	<1,0	<2,0	<5,0	<1,0	<1,0	<1,0	NA	<1,0	<1,0	<1,0	<1,0	<1,0	<1,0	<1,0	ND	NS	0	0
MW-5D	9/22/2016		<2.0	<2,0	<2,0	<1.0	<1.0	<5,0	<1,0	<1,0	<1,0	<1,0	<2,0	<10	<1,0	<1,0	<2,0	<5,0	<1,0	<1,0	<1,0	NA	<1,0	<1,0	<1,0	<1,0	<1,0	<1,0	<1,0	ND	NS	0	0
MW-5D	1/19/2017		<2.0	<2,0	<2,0	<1.0	<1.0	<5,0	<1,0	<1,0	<1,0	<1,0	<2,0	<10	<1,0	<1,0	<2,0	<5,0	<1,0	<1,0	<1,0	NA	<1,0	<1,0	<1,0	<1,0	<1,0	<1,0	<1,0	ND	NS	0	0
MW-5D	3/22/2017		<2,0	<2,0	<2,0	<1,0	<1,0	<5,0	<1,0	<1,0	<1,0	<1,0	<2,0	<10	<1,0	<1,0	<2,0	<5,0	<1,0	<1,0	<1,0	<1,0	<1,0	<1,0	<1,0	<1,0	<1,0	<1,0	<1,0	ND	NS	0	0
MW-5D	6/30/2017		<2,0	<2,0	<2,0	<1,0	<1,0	<5,0	<1,0	<1,0	<1,0	<1,0	<2,0	<10	<1,0	<1,0	<2,0	<5,0	<1,0	<1,0	<1,0	<1,0	<1,0	<1,0	<1,0	<1,0	<1,0	<1,0	<1,0	ND	NS	0	0
MW-5D	9/20/2017		<2.0	<2,0	<2,0	<1.0	<1.0	<5,0	<1,0	<1,0	<1,0	<1,0	<2,0	<10	<1,0	<1,0	<2,0	<5,0	<1,0	<1,0	<1,0	<1,0	<1,0	<1,0	<1,0	<1,0	<1,0	<1,0	<1,0	ND	NS	0	0
MW-5D	1/10/2018		<2.0	<2,0	<2,0	<1.0	<1.0	<5,0	<1,0	<1,0	<1,0	<1,0	<2,0	<10	<1,0	<1,0	<2,0	<5,0	<1,0	<1,0	<1,0	<1,0	<1,0	<1,0	<1,0	<1,0	<1,0	<1,0	<1,0	ND	NS	0	0
MW-5D	3/13/2018		<2.0	<2,0	<2,0	<1.0	<1.0	<5,0	<1,0	<1,0	<1,0	<1,0	<2,0	<10	<1,0	<1,0	<2,0	<5,0	<1,0	<1,0	<1,0	<1,0	<1,0	<1,0	<1,0	<1,0	<1,0	<1,0	<1,0	ND	NS	0	0
MW-5D	6/26/2018		<2.0	<2,0	<2,0	<1.0	<1.0	<5,0	<1,0	<1,0	<1,0	<1,0	<2,0	<10	<1,0	<1,0	<2,0	<5,0	<1,0	<1,0	<1,0	<1,0	<1,0	<1,0	<1,0	<1,0	<1,0	<1,0	<1,0	ND	NS	0	0
MW-5D	10/17/2018	DUP	<2.0	<2,0	<2,0	<1.0	<1.0	<5,0	<1,0	<1,0	<1,0	<1,0	<2,0	<10	<1,0	<1,0	<2,0	<5,0	<1,0	<1,0	<1,0	<1,0	<1,0	<1,0	<1,0	<1,0	<1,0	<1,0	<1,0	ND	NS	0	0
MW-5D	10/17/2018		<2.0	<2,0	<2,0	<1.0	<1.0	<5,0	<1,0	<1,0	<1,0	<1,0	<2,0	<10	<1,0	<1,0	<2,0	<5,0	<1,0	<1,0	<1,0	<1,0	<1,0	<1,0	<1,0	<1,0	<1,0	<1,0	<1,0	ND	NS	0	0
MW-5D	1/23/2019		<2.0	<2,0	<2,0	<1.0	<1.0	<5,0	<1,0	<1,0	<1,0	<1,0	<2,0	<10	<1,0	<1,0	<2,0	<5,0	<1,0	<1,0	<1,0	<1,0	<1,0	<1,0	<1,0	<1,0	<1,0	<1,0	<1,0	ND	NS	0	0
MW-5D	1/23/2019	DUP	<2.0	<2,0	<2,0	<1.0	<1.0	<5,0	<1,0	<1,0	<1,0	<1,0	<2,0	<10	<1,0	<1,0	<2,0	<5,0	<1,0	<1,0	<1,0	<1,0	<1,0	<1,0	<1,0	<1,0	<1,0	<1,0	<1,0	ND	NS	0	0
MW-5D	4/23/2019	DUP	<2.0	<2,0	<2,0	<1.0	<1.0	<5,0	<1,0	<1,0	<1,0	<1,0	<2,0	<10	<1,0	<1,0	<2,0	<5,0	<1,0	<1,0	<1,0	<1,0	<1,0	<0,2	<0,2	<0,3	<0,2	<0,2	<0,3	1,1	ND	NS	0	1,1
MW-5D	4/23/2019		<2.0	<2,0	<2,0	<1.0	<1.0	<5,0	<1,0	<1,0	<1,0	<1,0	<2,0	<10	<1,0	<1,0	<2,0	<5,0	<1,0	<1,0	<1,0	<1,0	<1,0	<1,0	<1,0	<1,0	<1,0	<1,0	<1,0	<1,0	ND	NS	0	0

Appendix A
Groundwater Analytical Results - February 2003 - December 2024 (µg/L)
Perma-Fix of South Georgia Inc., Valdosta, GA

			Chlorinated and Non-Chlorinated VOCs																							Aromatic/						Total VOCs	
Sample Location	Sample Date	QA/QC Reference	Dibromomethane	Dichlorodifluoromethane (DCDFM) (difluorodichloromethane)	Hexachlorobutadiene	Isopropylbenzene	4-Isopropyltoluene (p-Isopropyltoluene)	Methylene Chloride	Tetrachloroethene (PCE)	Trans-1,2-Dichloroethene	Trans-1,3-Dichloropropene	Trichloroethene (TCE)	Trichlorofluoromethane	Vinyl Acetate	Vinyl Chloride	Bromoform	Bromomethane	Naphthalene	N-Propylbenzene	N-Butylbenzene	Sec-Butylbenzene	Tert-Butylbenzene	Styrene	1,2,4-Trimethylbenzene	1,3,5-Trimethylbenzene	Benzene	Toluene	Ethylbenzene	Methyl Tert-Butyl Ether	Total Xylenes	Heptachlor	Total Chlorinated and Non Chlorinated VOCs1	Total Aromatic/Hydrocarbon VOCs
	Current GW Standard		1 [b]	1 [b]	50 [a]	1 [b]	1 [b]	5 [a]	5 [a]	100 [a]	1 [b]	5 [a]	1 [b]	2 [b]	2 [a]	80 [a]	5 [b]	5 [b]	1 [b]	1 [b]	1 [b]	1 [b]	100 [a]	1 [b]	1 [b]	5 [a]	1000 [a]	700 [a]	5 [b]	10000 [a]	0.4 [a]	---	---
MW-5D	7/31/2019		<2.0	<2.0	<2.0	<1.0	<1.0	<5.0	<1.0	<1.0	<1.0	<1.0	<2.0	<10	<1.0	<1.0	<2.0	<5.0	<1.0	<1.0	<1.0	<1.0	<1.0	<1.0	<1.0	<1.0	<1.0	<1.0	<1.0	ND	NS	0	0
MW-5D	7/31/2019	DUP	<2.0	<2.0	<2.0	<1.0	<1.0	<5.0	<1.0	<1.0	<1.0	<1.0	<2.0	<10	<1.0	<1.0	<2.0	<5.0	<1.0	<1.0	<1.0	<1.0	<1.0	<1.0	<1.0	<1.0	<1.0	<1.0	<1.0	ND	NS	0	0
MW-5D	10/30/2019		<2.0	<2.0	<2.0	<1.0	<1.0	<5.0	<1.0	<1.0	<1.0	<1.0	<2.0	<10	<1.0	<1.0	<2.0	<5.0	<1.0	<1.0	<1.0	<1.0	<1.0	<1.0	<1.0	<1.0	<1.0	<1.0	<1.0	ND	NS	0	0
MW-5D	1/23/2020		<2.0	<2.0	<2.0	<1.0	<1.0	<5.0	<1.0	<1.0	<1.0	<1.0	<2.0	<10	<1.0	<1.0	<2.0	<5.0	<1.0	<1.0	<1.0	<1.0	<1.0	<1.0	<1.0	<1.0	<1.0	<1.0	<1.0	ND	NS	0	0
MW-5D	10/21/2020	DUP	<2.0	<2.0	<2.0	<1.0	<1.0	<5.0	<1.0	<1.0	<1.0	<1.0	<2.0	<10	<1.0	<1.0	<2.0	<5.0	<1.0	<1.0	<1.0	<1.0	<1.0	<1.0	<1.0	<1.0	<1.0	<1.0	<1.0	ND	NS	0	0
MW-5D	10/21/2020		<2.0	<2.0	<2.0	<1.0	<1.0	<5.0	<1.0	<1.0	<1.0	<1.0	<2.0	<10	<1.0	<1.0	<2.0	<5.0	<1.0	<1.0	<1.0	<1.0	<1.0	<1.0	<1.0	<1.0	<1.0	<1.0	<1.0	ND	NS	0	0
MW-5D	12/15/2021	DUP	<2.0	<2.0	<2.0	<1.0	<1.0	<5.0	<1.0	<1.0	<1.0	<1.0	<2.0	<10	<1.0	<1.0	<5.0	<5.0	<1.0	<1.0	<1.0	<1.0	<1.0	<1.0	<1.0	<1.0	<1.0	<1.0	<1.0	ND	NS	0	0
MW-5D	12/15/2021		<2.0	<2.0	<2.0	<1.0	<1.0	<5.0	<1.0	<1.0	<1.0	<1.0	<2.0	<10	<1.0	<1.0	<5.0	<5.0	<1.0	<1.0	<1.0	<1.0	<1.0	<1.0	<1.0	<1.0	<1.0	<1.0	<1.0	ND	NS	0	0
MW-5D	11/9/2022		<2.0	<2.0	<2.0	<1.0	<1.0	<5.0	<1.0	<1.0	<1.0	<1.0	<2.0	<10	<1.0	<1.0	<5.0	<5.0	<1.0	<1.0	<1.0	<1.0	<1.0	<1.0	<1.0	<1.0	<1.0	<1.0	<1.0	ND	NS	0	0
MW-5D	11/8/2023		<2.0	<2.0	<2.0	<1.0	<1.0	<5.0	<1.0	<1.0	<1.0	<1.0	<2.0	<10	<1.0	<1.0	<5.0	<5.0	<1.0	<1.0	<1.0	<1.0	<1.0	<1.0	<1.0	<1.0	<1.0	<1.0	<1.0	ND	ND	0	0
MW-5D	12/9/2024		<1.0	<1.0	<5.0	<1.0	<1.0	<5.0	<1.0	<1.0	<1.0	<1.0	<1.0	<2.0	<1.0	<1.0	<5.0	<5.0	<1.0	<1.0	<1.0	<1.0	<1.0	<1.0	<1.0	<1.0	<1.0	<1.0	<5.0	<1.0	<0.050	0	0
MW-6D	7/20/2006		NS	<0.3	<0.4	<0.1	<0.5	<2.0	1.4	<0.2	NA	<0.3	<0.3	NS	<0.4	<0.2	<0.6	<0.3	<0.3	<0.3	<0.2	NA	<0.1	NS	NS	<0.2	<0.2	<0.3	NS	NS	NS	1.4	0
MW-6D	8/30/2007		NS	NS	NS	NS	NS	<2.0	0.6	NS	NA	<0.3	NS	NS	<0.4	NS	NS	NS	NS	NS	NS	NA	NS	NS	NS	<0.2	<0.3	<0.3	2	ND	NS	0.6	2
MW-6D	12/20/2007		NS	<0.3	NS	NS	NS	<0.7	1.3	<0.4	NA	<0.3	<0.5	NS	<0.5	<0.4	<0.5	NS	NS	NS	NS	NA	NS	NS	NS	<0.23	<0.28	<0.34	NS	ND	NS	1.3	0
MW-6D	3/18/2008		NS	<0.31	NS	NS	NS	1.7	2.5	<0.41	NA	<0.26	<0.46	NS	<0.52	<0.35	<0.45	NS	NS	NS	NS	NA	NS	NS	NS	<0.23	<0.28	<0.34	2.1	ND	NS	4.2	2.1
MW-6D	6/20/2008		NS	<0.31	NS	NS	NS	<0.65	2.8	<0.41	NA	<0.26	<0.46	NS	<0.52	<0.35	<0.45	NS	NS	NS	NS	NA	NS	NS	NS	<0.29	<0.35	<0.29	1.1	ND	NS	3.15	1.1
MW-6D	9/23/2008		NS	<0.14	NS	NS	NS	<0.25	2.8	<0.49	NA	<0.50	<0.45	NS	<0.61	<0.25	<0.48	NS	NS	NS	NS	NA	NS	NS	NS	<0.29	<0.35	<0.29	1.4	ND	NS	2.8	1.4
MW-6D	12/15/2008		NS	<0.14	<1.5	NS	NS	<0.25	5.2	<0.49	NA	1.3	<0.45	NS	<0.61	<0.25	<0.48	NS	NS	NS	NS	NA	NS	NS	NS	<0.2	<0.27	<0.2	NS	ND	NS	6.5	0
MW-6D	3/30/2009		NS	<0.38	NS	NS	NS	<0.53	1	<0.34	NA	<0.38	<0.28	NS	<0.3	<0.71	<0.49	NS	NS	NS	NS	NA	NS	NS	NS	<0.35	<0.43	<0.43	<0.26	ND	NS	1	0
MW-6D	7/10/2009		NS	<0.75	NS	NS	NS	<0.41	2.1	<0.47	NA	<0.39	<0.57	NS	<0.48	<0.22	<0.63	NS	NS	NS	NS	NA	NS	NS	NS	<0.35	<0.43	<0.43	<0.26	ND	NS	2.1	0
MW-6D	7/10/2009		NS	<0.75	NS	NS	NS	<0.41	2.1	<0.47	NA	<0.39	<0.57	NS	<0.48	<0.22	<0.63	NS	NS	NS	NS	NA	NS	NS	NS	<0.20	<0.27	<0.20	1	ND	NS	2.1	1
MW-6D	9/30/2009		NS	<0.38	NS	NS	NS	<0.53	3.2	<0.34	NA	<0.38	<0.28	NS	<0.30	<0.71	<0.49	NS	NS	NS	NS	NA	NS	NS	NS	<2.7	<3.5	<2.8	<2.3	ND	NS	3.2	0
MW-6D	12/10/2009	DUP	NS	<1.3	NS	NS	NS	12	<3.1	<4.6	NA	<5.6	<4.1	NS	<5.8	<2.6	<4.4	NS	NS	NS	NS	NA	NS	NS	NS	<0.27	0.39	<0.28	0.99	ND	NS	12	1.6
MW-6D	12/10/2009		NS	<0.13	NS	NS	NS	<0.23	2.3	<0.46	NA	<0.56	<0.41	NS	<0.58	<0.26	<0.44	NS	NS	NS	NS	NA	NS	NS	NS	<0.35	<0.43	<0.43	0.59	ND	NS	2.58	0.6
MW-6D	3/27/2010		NS	<0.75	NS	NS	NS	2.2	1.7	<0.47	NA	<0.39	<0.57	NS	<0.48	<0.22	<0.63	NS	NS	NS	NS	NA	NS	NS	NS	<0.35	<0.43	<0.43	<0.47	ND	NS	4.33	0
MW-6D	5/29/2010		NS	<0.75	NS	NS	NS	<0.41	3.3	<0.47	NA	<0.39	<0.57	NS	<0.48	<0.22	<0.63	NS	NS	NS	NS	NA	NS	NS	NS	<0.21	<0.2	<0.2	0.67	ND	NS	3.3	0.7
MW-6D	8/4/2010		NS	<0.67	NS	NS	NS	<2.0	3.4	<0.34	NA	<0.24	<0.4	NS	<0.28	<0.24	<0.78	NS	NS	NS	NS	NA	NS	NS	NS	<0.21	<0.2	<0.2	0.49	ND	NS	3.4	0.5
MW-6D	10/15/2010		NS	<0.67	NS	NS	NS	<2.0	3.1	<0.34	NA	<0.24	<0.4	NS	<0.28	<0.24	<0.78	NS	NS	NS	NS	NA	NS	NS	NS	<0.20	<0.20	<0.20	0.36	ND	NS	3.1	0.4
MW-6D	2/28/2011		NS	<0.50	NS	NS	NS	<2.0	2.4	<0.35	NA	<0.26	<0.50	NS	<0.22	<0.20	<0.50	NS	NS	NS	NS	NA	NS	NS	NS	<0.20	<0.20	<0.20	<0.34	ND	NS	2.4	0
MW-6D	5/27/2011	DUP	NS	<0.50	NS	NS	NS	<2.0	2	<0.35	NA	<0.26	<0.50	NS	<0.22	<0.20	<0.50	NS	NS	NS	NS	NA	NS	NS	NS	<0.20	<0.20	<0.20	<0.34	ND	NS	2.48	0
MW-6D	5/27/2011		NS	<0.50	NS	NS	NS	<2.0	3	<0.35	NA	<0.26	<0.50	NS	<0.22	<0.20	<0.50	NS	NS	NS	NS	NA	NS	NS	NS	<0.2	<0.2	<0.2	<0.34	ND	NS	3.32	0
MW-6D	8/24/2011		NS	<0.5	NS	NS	NS	<2.0	4	<0.35	NA	<0.26	<0.5	NS	<0.22	<0.2	<0.5	NS	NS	NS	NS	NA	NS	NS	NS	<0.2	<0.2	<0.2	<0.34	ND	NS	4.26	0
MW-6D	11/15/2011		NS	<0.5	NS	NS	NS	<2.0	3.4	<0.35	NA	<0.26	<0.5	NS	<0.22	<0.2	<0.5	NS	NS	NS	NS	NA	NS	NS	NS	<0.2	<0.2	<0.2	0.4	ND	NS	3.4	0.4
MW-6D	2/28/2012		NS	<0.5	NS	NS	NS	<2.0	<0.25	<0.35	NA	0.54	<0.5	NS	<0.22	<0.2	<0.5	NS	NS	NS	NS	NA	NS	NS	NS	<0.2	<0.2	<0.2	<0.34	ND	NS	0.54	0
MW-6D	4/23/2012		NS	<0.5	NS	NS	NS	<2.0	2	<0.35	NA	<0.26	<0.5	NS	<0.22	<0.2	<0.5	NS	NS	NS	NS	NA	NS	NS	NS	<0.2	<0.2	<0.2	<0.34	ND	NS	2.39	0
MW-6D	8/20/2012		NS	<0.5	NS	NS	NS	<2.0	1.7	<0.35	NA	<0.26	<0.5	NS	<0.22	<0.2	<0.5	NS	NS	NS	NS	NA	NS	NS	NS	<0.21	<0.2	<0.29	<0.21	ND	NS	1.7	0
MW-6D	11/14/2012		NS	<0.5	NS	NS	NS	<2.0	1.7	<0.23	NA	<0.31	<0.5	NS	<0.44	<0.34	<0.79	NS	NS	NS	NS	NA	NS	NS	NS	<0.21	<0.2	<0.29	<0.21	ND	NS	1.7	0
MW-6D	3/4/2013		NS	<0.5	NS	NS	NS	<2.0	1.5	<0.23	NA	<0.31	<0.5	NS	<0.44	<0.34	<0.79	NS	NS	NS	NS	NA	NS	NS	NS	<0.21	<0.2	<0.29	<0.21	ND	NS	1.5	0
MW-6D	6/12/2013		NS	<0.5	NS	NS	NS	<2.0	1.1	<0.23	NA	<0.31	<0.5	NS	<0.44	<0.34	<0.79	NS	NS	NS	NS	NA	NS	NS	NS	<0.21	<0.2	<0.29	<0.21	ND	NS	1.41	0
MW-6D	8/28/2013		NS	<0.5	NS	NS	NS	<2.0	1.1	<0.23	NA	<0.31	<0.5	NS	<0.44	<0.34	<0.79	NS	NS	NS	NS	NA	NS	NS	NS	<0.21	<0.2	<0.29	<0.21	ND	NS	1.53	0
MW-6D	12/11/2013		NS	<0.5	NS	NS	NS	<2.0	0.82	<0.23	NA	<0.31	<0.5	NS	<0.44	<0.34	<0.79	NS	NS	NS	NS	NA	NS	NS	NS	<0.24	<0.2	<0.28	<0.20	ND	NS	28.72	0
MW-6D	3/18/2014		NS	<0.23	NS	NS	NS	<2.0	0.59	<0.34	NA	<0.30	<0.5	NS	<0.33	<0.38	<0.54	NS	NS	NS	NS	NA	NS	NS	NS	<0.24	<0.2	<0.28	<0.20	ND	NS	1.42	0
MW-6D	6/16/2014		NS	<0.23	NS	NS	NS	<2.0	0.61	<0.34	NA	<0.30	<0.5	NS	<0.33	<0.38	<0.54	NS	NS	NS	NS	NA	NS	<5.0	<5.0	<0.50	<1.0	<1.0	NA	NA	NS	1.8	0
MW-6D	12/7/2014		NS	<2.0	<5.0	<5.0	<5.0	<2.0	<1.0	<1.0	NA	<1.0	<1.0	NS	<1.0	<1.0	<2.0	<5.0	<5.0	<5.0	<5.0	NA	<5.0	NS	NS	<1.0	<1.0	<1.0	<1.0	NS	NS	0	0
MW-6D	3/11/2015	DUP	NS	<2.0	NS	NS	NS	<5.0	<1.0	<1.0	NA	<1.0	<2.0	NS	<1.0	<1.0	<2.0	NS	NS	NS	NS	NA	NS	NS	NS	<1.0	<1.0	<1.0	<1.0	NS	NS	0	0
MW-6D	3/11/2015		NS	<2.0	NS	NS	NS	<5.0	<1.0	<1.0	NA	<1.0	<2.0	NS	<1.0	<1.0	<2.0	NS	NS	NS	NS	NA	NS	NS	NS	<1.0	<1.0	<1.0	<1.0	NS	NS	0	0
MW-6D	6/2/2015		NS	<2.0	NS	NS	NS	<5.0	0.43	<1.0	<1.0	<1.0	<2.0	NS	<1.0	<1.0	<2.0	NS	NS	NS	NS	NA	NS	NS	NS	<1.0	<1.0	<1.0	<1.0	NS	NS	6.73	0
MW-6D	8/13/2015		NS	<2.0	NS	NS	NS	<5.0	0.33	<1.0	<1.0	<1.0	<2.0	NS	<1.0	<1.0	<2.0	NS	NS	NS	NS	NA	NS	NS	NS	<1.0	<1.0	<1.0	<1.0	NS	NS	0.91	0
MW-6D	12/17/2015		NS	<2.0	NS	NS	NS	<5.0	0.44	<1.0	<1.0	<1.0	<2.0	NS	<1.0	<1.0	<2.0	NS	NS	NS	NS	NA	NS	NS	NS	<1.0	<1.0	<1.0	<1.0	NS	NS	0.44	0
MW-6D	3/18/2016		NS	<2.0	NS	NS	NS	<5.0	0.65	<1.0	<1.0	<1.0	<2.0	NS	<1.0	<1.0	<2.0	NS	NS	NS	NS	NA	NS	<1.0	<1.0	<1.0	<1.0	<1.0	<1.0	ND	NS	0.97	0
MW-6D	6/15/2016		<2.0	<2.0	<2.0	<1.0	<1.0	<5.0	0.75	<1.0	<1.0	<1.0	<2.0	<10	<1.0	<1.0	<2.0	<5.0	<1.0	<1.0	<1.0	NA	<1.0	<1.0	<1.0	<1.0	<1.0	<1.0	<1.0	ND	NS	2.95	0
MW-6D	9/22/2016		<2.0	<2.0	<2.0	<1.0	<1.0	<5.0	0.97	<1.0	<1.0	<1.0	<2.0	<10	<1.0	<1.0	<2.0	<5.0	<1.0	<1.0	<1.0	NA	<1.0	<1.0	<1.0	<1.0	<1.0	<1.0	0.28	ND	NS	2.37	0.3
MW-6D	1/19/2017		<2.0	<2.0	<2.0	<1.0	<1.0	<5.0	0.92	<1.0	<1.0	<1.0	<2.0	<10	<1.0	<1.0	<2.0	<5.0	<1.0	<1.0	<1.0	NA	<1.0	<2.0	<2.0	<0.50	<1.0	<1.0	<1.0	ND	NS	1.73	0
MW-6D	3/23/2017		<1.0	<2.0	<2.0	<1.0	<2.0	<2.0	0.78	<1.0	<1.0	<1.0	<2.0	<10	<1.0	<1.0	<2.0	<5.0	<2.0	<2.0	<2.0	<2.0	<1.0	<1.0	<1.0	<1.0	<1.0	<1.0	<1.0	0.36	ND	NS	0.78	0.4
MW-6D	6/30/2017		<2.0	<2.0	<2.0	<1.0	<1.0	<5.0	0.5	<1.0	<1.0	<1.0	<2.0	<10	<1.0	<1.0	<2.0	<5.0	<1.0	<1.0	<1.0	<1.0	<1.0	<1.0	<1.0	<1.0	<1.0	<1.0	<1.0	0.34	ND	NS	1.4	0.3
MW-6D	9/20/2017	DUP	<2.0	<2.0	<2.0	<1.0	<1.0	<5.0	0.5	<1.0	<1.0	<1.0	<2.0	<10	<1.0	<1.0	<2.0	<5.0	<1.0	<1.0	<1.0	<1.0	<1.0	<1.0	<1.0	<1.0	<1.0	<1.0	<1.0	0.34	ND	NS	0.95	0.3
MW-6D	9/20/2017		<2.0	<2.0	<2.0	<1.0	<1.0	<5.0	0.53	<1.0	<1.0	<1.0	<2.0	<10	<1.0	<1.0	<2.0	<5.0	<1.0	<1.0	<1.0	<1.0	<1.0	<1.0	<1.0	<1.0	<1.0	<1.0	<1.0	0.4	ND	NS	1.01	0.4
MW-6D	1/10/2018		<2.0	<2.0	<2.0	<1.0	<1.0	<5.0	0.61	<1.0	<1.0	<1.0	<2.0	<10	<1.0	<1.0	<2.0	<5.0	<1.0	<1.0	<1.0	<1.0	<1.0	<1.0	<1.0	<1.0	<1.0	<1.0	<1.0	0.37	ND	NS	0.61	0.4
MW-6D	3/14/2018		<2.0	<2.0	<2.0	<1.0	<1.0	<5.0	0.48	<1.0	<1.0	<1.0	<2.0	<10	<1.0	<1.0	<2.0	<5.0	<1.0	<1.0	<1.0	<1.0	<1.0	<1.0	<1.0	<1.0	<1.0	<1.0	<1.0	0.31 J	ND	NS	0.48	0.3
MW-6D	6/27/2018		<2.0	<2.0	<2.0	<1.0	<1.0	<5.0	0.52 J	<1.0	<1.0	<1.0	<2.0	<10	<1.0	<1.0	<2.0	<5.0	<1.0	<1.0	<1.0	<1.0	<1.0	<1.0	<1.0	<1.0	<1.0	<1.0	<1.0	<1.0	ND	NS	0.52	0
MW-6D	10/18/2018		<2.0	<2.0	<2.0	<1.0	<1.0	<5.0	0.46 J	<1.0	<1.0	<1.0	<2.0	<10	<1.0	<1.0	<2.0	<5.0	<1.0	<1.0	<1.0	<1.0	<1.0	<1.0	<1.0	<1.0	<1.0	<1.0	<1.0	<1.0	ND	NS	0.46	0
MW-6D	1/23/2019		<2.0	<2.0	<2.0	<1.0	<1.0	<5.0	0.42 J	<1.0	<1.0	<1.0	<2.0	<10	<1.0	<1.0	<2.0	<5.0	<1.0	<1.0	<1.0	<1.0	<1.0	<1.0	<1.0	<1.0	<1.0	<1.0	<1.0	<1.0	ND	NS	0.42	0
MW-6D	1/23/2019	DUP	<2.0	<2.0	<2.0	<1.0	<1.0	<5.0	0.41 J	<1.0	<1.0	<1.0	<2.0	<10	<1.0	<1.0	<2.0	<5.0	<1.0	<1.0	<1.0	<1.0	<1.0	<1.0	<1.0	<1.0	<1.0	<1.0	<1.0	<1.0	ND	NS	0.41	0
MW-6D	4/24/2019		<2.0	<2.0	<2.0	<1.0	<1.0	<5.0	0.38 J	<1.0	<1.0	<1.0	<2.0	<10	<1.0	<1.0	<2.0	<5.0	<1.0	<1.0	<1.0	<1.0	<1.0	<1.0	<0.2	<0.2	<0.2	<0.2	<0.3	<0.2	ND	NS	0.38	0
MW-6D	7/31/2019		<2.0	<2.0	<2.0	<1.0	<1.0	<5.0	<1.0	<1.0	<1.0	<1.0	<2.0	<10	<1.0	<1.0	<2.0	<5.0	<1.0	<1.0	<1.0	<1.0	<1.0	<1.0	<1.0	<1.0	<1.0	<1.0	<1.0	<1.0	ND	NS	0	0
MW-6D	10/30/2019		<2.0	<2.0	<2.0	<1.0	<1.0	<5.0	0.52	<1.0	<1.0	<1.0	<2.0	<10	<1.0	<1.0	<2.0	<5.0	<1.0	<1.0	<1.0	<1.0	<1.0	<1.0	<1.0	<1.0	<1.0	<1.0	<1.0	<1.0	ND	NS	0.98	0
MW-6D	1/23/2020		<2.0	<2.0	<2.0	<1.0	<1.0	<5.0	0.42	<1.0	<1.0	<1.0	<2.0	<10	<1.0	<1.0	<1.0	<5.0	<1.0	<1.0	<1.0	<1.0	<1.0	<1.0	<1.0	<1.0	<1.0	<1.0	<1.0	<1.0	ND	NS	1.82	0
MW-6D	10/22/2020		<2.0	<2.0	<2.0	<1.0	<1.0	<5.0	0.6 J	<1.0	<1.0	<1.0	<2.0	<10	<1.0	<1.0	<2.0	<5.0	<1.0	<1.0	<1.0	<1.0	<1.0	<1.0	<1.0	<1.0	<1.0	<1.0	<1.0	<1.0	ND	NS	1.7	0
MW-6D	12/15/2021		<2.0	<2.0	<2.0	<1.0	<1.0	<5.0	0.38 J	<1.0	<1.0	<1.0	<2.0	<10	<1.0	<1.0	<5.0	<5.0	<1.0	<1.0	<1.0	<1.0	<1.0	<1.0	<1.0	<1.0	<1.0	<1.0	<1.0	<1.0	ND	NS	0.38	0
MW-6D	11/9/2022		<2.0	<2.0	<2.0	<1.0	<1.0	<5.0	<1.0	<1.0	<1.0	<1.0	<2.0	<25	<1.0	<1.0	<5.0	<5.0	<1.0	<1.0	<1.0	<1.0	<1.0	<1.0	<1.0	<1.0	<1.0	<1.0	<1.0	<1.0	ND	NS	0	0
MW-6D	12/12/2023		<2.0	<2.0	<2.0	<1.0	<1.0	5.0	<1.0	<1.0	<1.0	<1.0	<2.0	<25	<1.0	<1.0	<5.0	<5.0	<1.0	<1.0	<1.0	<1.0	<1.0	<1.0	<1.0	1.0	<1.0	<1.0	<1.0	ND	ND	0	0
MW-6D	12/9/2024		<1.0	<1.0	<5.0	<1.0	<1.0	<5.0	<1.0	<1.0	<1.0	<1.0	<1.0	<2.0	<1.0	<1.0	<5.0	<5.0	<1.0	<1.0	<1.0	<1.0	<1.0	<1.0	<1.0	<1.0	<1.0	<1.0	<5.0	<1.0	<0.048	0	0

Appendix A
Groundwater Analytical Results - February 2003 - December 2024 (µg/L)
Perma-Fix of South Georgia Inc., Valdosta, GA

			Chlorinated and Non-Chlorinated VOCs																								Aromatic/						Total VOCs	
Sample Location	Sample Date	QA/QC Reference	Dibromomethane	Dichlorodifluoromethane (DCDFM) (difluorodichloromethane)	Hexachlorobutadiene	Isopropylbenzene	4-Isopropyltoluene (p-Isopropyltoluene)	Methylene Chloride	Tetrachloroethene (PCE)	Trans-1,2-Dichloroethene	Trans-1,3-Dichloropropene	Trichloroethene (TCE)	Trichlorofluoromethane	Vinyl Acetate	Vinyl Chloride	Bromoform	Bromomethane	Naphthalene	N-Propylbenzene	N-Butylbenzene	Sec-Butylbenzene	Tert-Butylbenzene	Styrene	1,2,4-Trimethylbenzene	1,3,5-Trimethylbenzene	Benzene	Toluene	Ethylbenzene	Methyl Tert-Butyl Ether	Total Xylenes	Heptachlor	Total Chlorinated and Non Chlorinated VOCS1	Total Aromatic/Hydrocarbon VOCs
	Current GW Standard		1 [b]	1 [b]	50 [a]	1 [b]	1 [b]	5 [a]	5 [a]	100 [a]	1 [b]	5 [a]	1 [b]	2 [b]	2 [a]	80 [a]	5 [b]	5 [b]	1 [b]	1 [b]	1 [b]	1 [b]	100 [a]	1 [b]	1 [b]	5 [a]	1000 [a]	700 [a]	5 [b]	10000 [a]	0.4 [a]	---	---
MW-7D	7/20/2006		NS	<0.3	<0.4	<0.1	<0.5	<2.0	13.8	<0.2	NA	<0.3	<0.3	NS	<0.4	<0.2	<0.6	<0.3	<0.3	<0.3	<0.2	NA	<0.1	NS	NS	<0.2	<0.2	<0.3	NS	NS	NS	13.8	0
MW-7D	8/30/2007		NS	NS	NS	NS	NS	<2.0	7.4	NS	NA	<0.3	NS	NS	<0.4	NS	NS	NS	NS	NS	NS	NA	NS	NS	NS	<0.2	<0.3	<0.3	<0.2	ND	NS	7.4	0
MW-7D	12/20/2007		NS	<0.3	NS	NS	NS	<0.7	7.9	<0.4	NA	0.4	<0.5	NS	<0.5	<0.4	<0.5	NS	NS	NS	NS	NA	NS	NS	NS	<0.23	0.34	<0.34	NS	ND	NS	8.3	0.3
MW-7D	3/18/2008		NS	<0.31	NS	NS	NS	1.8	17	<0.41	NA	1.8	<0.46	NS	<0.52	<0.35	<0.45	NS	NS	NS	NS	NA	NS	NS	NS	<0.23	0.32	<0.34	0.26	ND	NS	21.47	0.6
MW-7D	6/20/2008		NS	<0.31	NS	NS	NS	3.9	48	<0.41	NA	2.4	<0.46	NS	<0.52	<0.35	<0.45	NS	NS	NS	NS	NA	NS	NS	NS	<0.29	<0.35	<0.29	<0.21	ND	NS	55.18	0
MW-7D	9/16/2008		NS	<0.14	NS	NS	NS	<0.25	32	<0.49	NA	1.9	<0.45	NS	<0.61	<0.25	<0.48	NS	NS	NS	NS	NA	NS	NS	NS	<0.29	<0.35	<0.29	<0.21	ND	NS	33.9	0
MW-7D	12/15/2008		NS	<0.14	<1.5	NS	NS	<0.25	32	<0.49	NA	2.9	<0.45	NS	<0.61	<0.25	<0.48	NS	NS	NS	NS	NA	NS	NS	NS	<0.2	2.8	0.62	NS	2.2	NS	34.9	5.6
MW-7D	3/30/2009		NS	<0.38	NS	NS	NS	<0.53	16	<0.34	NA	0.89	<0.28	NS	<0.3	<0.71	<0.49	NS	NS	NS	NS	NA	NS	NS	NS	<0.35	0.91	<0.43	<0.26	ND	NS	17.55	0.9
MW-7D	7/10/2009		NS	<0.75	NS	NS	NS	<0.41	21	<0.47	NA	1.1	<0.57	NS	<0.48	<0.22	<0.63	NS	NS	NS	NS	NA	NS	NS	NS	<0.20	<0.27	<0.20	<0.38	ND	NS	22.8	0
MW-7D	9/30/2009	DUP	NS	<0.38	NS	NS	NS	<0.53	15	<0.34	NA	0.53	<0.28	NS	<0.30	<0.71	<0.49	NS	NS	NS	NS	NA	NS	NS	NS	<0.20	<0.27	<0.20	<0.38	ND	NS	15.53	0
MW-7D	9/30/2009		NS	<0.38	NS	NS	NS	<0.53	16	<0.34	NA	0.48	<0.28	NS	<0.30	<0.71	<0.49	NS	NS	NS	NS	NA	NS	NS	NS	<0.27	1.5	<0.28	<0.23	0.78	NS	16.48	2.3
MW-7D	12/10/2009		NS	<0.13	NS	NS	NS	<0.23	14	<0.46	NA	<0.56	<0.41	NS	<0.58	<0.26	<0.44	NS	NS	NS	NS	NA	NS	NS	NS	<0.050	7	<0.10	<0.12	0.49	NS	19.8	7.5
MW-7D	3/6/2010		NS	<0.091	NS	NS	NS	2	9.7	<0.11	NA	7.5	<0.15	NS	<0.083	<0.20	<0.28	NS	NS	NS	NS	NA	NS	NS	NS	<0.35	<0.43	<0.43	<0.26	ND	NS	104.1	0
MW-7D	5/29/2010		NS	<0.75	NS	NS	NS	<0.41	3	<0.47	NA	<0.39	<0.57	NS	<0.48	<0.22	<0.63	NS	NS	NS	NS	NA	NS	NS	NS	<0.21	0.23	<0.2	<0.25	ND	NS	3	0.2
MW-7D	8/4/2010		NS	<0.67	NS	NS	NS	<2.0	1.7	<0.34	NA	<0.24	<0.4	NS	<0.28	<0.24	<0.78	NS	NS	NS	NS	NA	NS	NS	NS	<0.21	0.27	<0.2	<0.25	ND	NS	1.7	0.3
MW-7D	10/15/2010		NS	<0.67	NS	NS	NS	<2.0	2.4	<0.34	NA	<0.24	<0.4	NS	<0.28	<0.24	<0.78	NS	NS	NS	NS	NA	NS	NS	NS	<0.20	1.6	<0.20	<0.34	ND	NS	2.4	1.9
MW-7D	2/28/2011		NS	<0.50	NS	NS	NS	4.7	6.6	<0.35	NA	9.3	<0.50	NS	0.35	<0.20	<0.50	NS	NS	NS	NS	NA	NS	NS	NS	<0.20	<0.20	<0.20	<0.34	ND	NS	21.76	0
MW-7D	5/27/2011		NS	<0.50	NS	NS	NS	<2.0	6.4	<0.35	NA	<0.26	<0.50	NS	<0.22	<0.20	<0.50	NS	NS	NS	NS	NA	NS	NS	NS	<0.2	0.25	<0.2	<0.34	ND	NS	6.73	0.3
MW-7D	8/24/2011		NS	<0.5	NS	NS	NS	<2.0	7.6	<0.35	NA	<0.26	<0.5	NS	<0.22	<0.2	<0.5	NS	NS	NS	NS	NA	NS	NS	NS	<0.2	0.74	<0.2	<0.34	ND	NS	7.93	0.7
MW-7D	11/15/2011		NS	<0.5	NS	NS	NS	<2.0	2.5	<0.35	NA	<0.26	<0.5	NS	<0.22	<0.2	<0.5	NS	NS	NS	NS	NA	NS	NS	NS	<0.2	2.9	<0.2	<0.34	ND	NS	8.34	2.9
MW-7D	2/28/2012		NS	<0.5	NS	NS	NS	<2.0	2.3	<0.35	NA	1.5	<0.5	NS	<0.22	<0.2	<0.5	NS	NS	NS	NS	NA	NS	NS	NS	<0.2	<0.2	<0.2	<0.34	ND	NS	43.56	0
MW-7D	4/23/2012		NS	<0.5	NS	NS	NS	<2.0	4.8	<0.35	NA	<0.26	<0.5	NS	<0.22	<0.2	<0.5	NS	NS	NS	NS	NA	NS	NS	NS	<0.2	<0.2	<0.2	<0.34	ND	NS	6.33	0
MW-7D	8/20/2012		NS	<0.5	NS	NS	NS	<2.0	2.8	<0.35	NA	<0.26	<0.5	NS	<0.22	<0.2	<0.5	NS	NS	NS	NS	NA	NS	NS	NS	<0.21	<0.2	<0.29	<0.21	ND	NS	2.8	0
MW-7D	11/14/2012		NS	<0.5	NS	NS	NS	<2.0	2.2	<0.23	NA	<0.31	<0.5	NS	<0.44	<0.34	<0.79	NS	NS	NS	NS	NA	NS	NS	NS	<0.21	<0.2	<0.29	<0.21	ND	NS	2.2	0
MW-7D	3/4/2013	DUP	NS	<0.5	NS	NS	NS	<2.0	0.69	<0.23	NA	<0.31	<0.5	NS	<0.44	<0.34	<0.79	NS	NS	NS	NS	NA	NS	NS	NS	<0.21	<0.2	<0.29	<0.21	ND	NS	0.69	0
MW-7D	3/4/2013		NS	<0.5	NS	NS	NS	<2.0	0.95	<0.23	NA	<0.31	<0.5	NS	<0.44	<0.34	<0.79	NS	NS	NS	NS	NA	NS	NS	NS	<0.21	<0.2	<0.29	<0.21	ND	NS	0.95	0
MW-7D	6/12/2013		NS	<0.5	NS	NS	NS	<2.0	0.53	<0.23	NA	<0.31	<0.5	NS	<0.44	<0.34	<0.79	NS	NS	NS	NS	NA	NS	NS	NS	<0.21	<0.2	<0.29	<0.21	ND	NS	0.53	0
MW-7D	8/28/2013		NS	<0.5	NS	NS	NS	<2.0	0.69	<0.23	NA	<0.31	<0.5	NS	<0.44	<0.34	<0.79	NS	NS	NS	NS	NA	NS	NS	NS	<0.21	<0.2	<0.29	<0.21	ND	NS	29.39	0
MW-7D	12/11/2013		NS	<0.5	NS	NS	NS	<2.0	0.59	<0.23	NA	<0.31	<0.5	NS	<0.44	<0.34	<0.79	NS	NS	NS	NS	NA	NS	NS	NS	<0.24	<0.2	<0.28	<0.20	ND	NS	0.59	0
MW-7D	3/18/2014		NS	<0.33	NS	NS	NS	<2.0	0.35	<0.34	NA	<0.30	<0.5	NS	<0.33	<0.38	<0.54	NS	NS	NS	NS	NA	NS	NS	NS	<0.24	<0.2	<0.28	<0.20	ND	NS	0.4	0
MW-7D	6/16/2014		NS	<0.33	NS	NS	NS	<2.0	<0.26	<0.34	NA	<0.30	<0.5	NS	<0.33	<0.38	<0.54	NS	NS	NS	NS	NA	NS	<5.0	<5.0	<0.50	<1.0	<1.0	NA	NA	NS	0	0
MW-7D	12/7/2014		NS	<2.0	<5.0	<5.0	<5.0	<2.0	<1.0	<1.0	NA	<1.0	<1.0	NS	<1.0	<1.0	<2.0	<5.0	<5.0	<5.0	<5.0	NA	<5.0	NS	NS	<1.0	<1.0	<1.0	<1.0	NS	NS	0	0
MW-7D	3/11/2015		NS	<2.0	NS	NS	NS	<5.0	<1.0	<1.0	NA	<1.0	<2.0	NS	<1.0	<1.0	<2.0	NS	NS	NS	NS	NA	NS	NS	NS	<1.0	<1.0	<1.0	<1.0	NS	NS	0	0
MW-7D	6/2/2015		NS	<2.0	NS	NS	NS	<5.0	0.47	<1.0	<1.0	<1.0	<2.0	NS	<1.0	<1.0	<2.0	NS	NS	NS	NS	NA	NS	NS	NS	<1.0	<1.0	<1.0	<1.0	NS	NS	0.47	0
MW-7D	8/13/2015		NS	<2.0	NS	NS	NS	<5.0	0.76	<1.0	<1.0	<1.0	<2.0	NS	<1.0	<1.0	<2.0	NS	NS	NS	NS	NA	NS	NS	NS	<1.0	<1.0	<1.0	<1.0	NS	NS	0.76	0
MW-7D	12/17/2015		NS	<2.0	NS	NS	NS	<5.0	2.3	<1.0	<1.0	<1.0	<2.0	NS	<1.0	<1.0	<2.0	NS	NS	NS	NS	NA	NS	NS	NS	<1.0	<1.0	<1.0	<1.0	NS	NS	2.3	0
MW-7D	3/18/2016		NS	<2.0	NS	NS	NS	<5.0	5	<1.0	<1.0	<1.0	<2.0	NS	<1.0	<1.0	<2.0	NS	NS	NS	NS	NA	NS	<1.0	<1.0	<1.0	<1.0	<1.0	<1.0	ND	NS	5	0
MW-7D	6/15/2016		<2.0	<2.0	<2.0	<1.0	<1.0	<5.0	4.7	<1.0	<1.0	<1.0	<2.0	<10	<1.0	<1.0	<2.0	<5.0	<1.0	<1.0	<1.0	NA	<1.0	<1.0	<1.0	<1.0	<1.0	<1.0	<1.0	ND	NS	4.7	0
MW-7D	9/22/2016		<2.0	<2.0	<2.0	<1.0	<1.0	<5.0	4.1	<1.0	<1.0	<1.0	<2.0	<10	<1.0	<1.0	<2.0	<5.0	<1.0	<1.0	<1.0	NA	<1.0	<1.0	<1.0	<1.0	<1.0	<1.0	<1.0	ND	NS	4.1	0
MW-7D	1/20/2017		<2.0	<2.0	<2.0	<1.0	<1.0	<5.0	3.1	<1.0	<1.0	<1.0	<2.0	<10	<1.0	<1.0	<2.0	<5.0	<1.0	<1.0	<1.0	NA	<1.0	<2.0	<2.0	<0.50	<1.0	<1.0	<1.0	ND	NS	3.1	0
MW-7D	3/23/2017		<1.0	<2.0	<2.0	<1.0	<2.0	<2.0	3.2	<1.0	<1.0	<1.0	<2.0	<10	<1.0	<1.0	<2.0	<5.0	<2.0	<2.0	<2.0	<2.0	<1.0	<1.0	<1.0	<1.0	<1.0	<1.0	<1.0	ND	NS	3.2	0
MW-7D	6/30/2017		<2.0	<2.0	<2.0	<1.0	<1.0	<5.0	1.9	<1.0	<1.0	<1.0	<2.0	<10	<1.0	<1.0	<2.0	<5.0	<1.0	<1.0	<1.0	<1.0	<1.0	<1.0	<1.0	<1.0	<1.0	<1.0	<1.0	ND	NS	1.9	0
MW-7D	9/20/2017		<2.0	<2.0	<2.0	<1.0	<1.0	<5.0	1.4	<1.0	<1.0	<1.0	<2.0	<10	<1.0	<1.0	<2.0	<5.0	<1.0	<1.0	<1.0	<1.0	<1.0	<1.0	<1.0	<1.0	<1.0	<1.0	<1.0	ND	NS	1.4	0
MW-7D	1/10/2018		<2.0	<2.0	<2.0	<1.0	<1.0	<5.0	1	<1.0	<1.0	<1.0	<2.0	<10	<1.0	<1.0	<2.0	<5.0	<1.0	<1.0	<1.0	<1.0	<1.0	<1.0	<1.0	<1.0	<1.0	<1.0	<1.0	ND	NS	1	0
MW-7D	3/14/2018	DUP	<2.0	<2.0	<2.0	<1.0	<1.0	<5.0	0.7	<1.0	<1.0	<1.0	<2.0	<10	<1.0	<1.0	<2.0	<5.0	<1.0	<1.0	<1.0	<1.0	<1.0	<1.0	<1.0	<1.0	<1.0	<1.0	<1.0	ND	NS	0.7	0
MW-7D	3/14/2018		<2.0	<2.0	<2.0	<1.0	<1.0	<5.0	0.76	<1.0	<1.0	<1.0	<2.0	<10	<1.0	<1.0	<2.0	<5.0	<1.0	<1.0	<1.0	<1.0	<1.0	<1.0	<1.0	<1.0	<1.0	<1.0	<1.0	ND	NS	0.76	0
MW-7D	6/27/2018	DUP	<2.0	<2.0	<2.0	<1.0	<1.0	<5.0	0.95 J	<1.0	<1.0	<1.0	<2.0	<10	<1.0	<1.0	<2.0	<5.0	<1.0	<1.0	<1.0	<1.0	<1.0	<1.0	<1.0	<1.0	<1.0	<1.0	<1.0	ND	NS	0.95	0
MW-7D	6/27/2018		<2.0	<2.0	<2.0	<1.0	<1.0	<5.0	0.95 J	<1.0	<1.0	<1.0	<2.0	<10	<1.0	<1.0	<2.0	<5.0	<1.0	<1.0	<1.0	<1.0	<1.0	<1.0	<1.0	<1.0	<1.0	<1.0	<1.0	ND	NS	0.95	0
MW-7D	10/18/2018		<2.0	<2.0	<2.0	<1.0	<1.0	<5.0	1.5	<1.0	<1.0	<1.0	<2.0	<10	<1.0	<1.0	<2.0	<5.0	<1.0	<1.0	<1.0	<1.0	<1.0	<1.0	<1.0	<1.0	<1.0	<1.0	<1.0	ND	NS	1.5	0
MW-7D	1/23/2019		<2.0	<2.0	<2.0	<1.0	<1.0	<5.0	1.8	<1.0	<1.0	<1.0	<2.0	<10	<1.0	<1.0	<2.0	<5.0	<1.0	<1.0	<1.0	<1.0	<1.0	<1.0	<1.0	<1.0	<1.0	<1.0	<1.0	ND	NS	1.8	0
MW-7D	4/24/2019		<2.0	<2.0	<2.0	<1.0	<1.0	<5.0	1.8	<1.0	<1.0	<1.0	<2.0	<10	<1.0	<1.0	<2.0	<5.0	<1.0	<1.0	<1.0	<1.0	<1.0	<0.2	<0.2	<0.2	1.5	<0.3	0.4	ND	NS	1.8	1.9
MW-7D	7/31/2019		<2.0	<2.0	<2.0	<1.0	<1.0	<5.0	3.4	<1.0	<1.0	<1.0	<2.0	<10	<1.0	<1.0	<2.0	<5.0	<1.0	<1.0	<1.0	<1.0	<1.0	<1.0	<1.0	<1.0	<1.0	<1.0	<1.0	ND	NS	3.4	0
MW-7D	10/31/2019		<2.0	<2.0	<2.0	<1.0	<1.0	<5.0	2.7	<1.0	<1.0	<1.0	<2.0	<10	<1.0	<1.0	<2.0	<5.0	<1.0	<1.0	<1.0	<1.0	<1.0	<1.0	<1.0	<1.0	<1.0	<1.0	<1.0	ND	NS	2.7	0
MW-7D	1/23/2020		<2.0	<2.0	<2.0	<1.0	<1.0	<5.0	2.4	<1.0	<1.0	<1.0	<2.0	<10	<1.0	<1.0	<2.0	<5.0	<1.0	<1.0	<1.0	<1.0	<1.0	<1.0	<1.0	<1.0	<1.0	<1.0	<1.0	ND	NS	2.4	0
MW-7D	10/22/2020		<2.0	<2.0	<2.0	<1.0	<1.0	<5.0	1.8	<1.0	<1.0	<1.0	<2.0	<10	<1.0	<1.0	<2.0	<5.0	<1.0	<1.0	<1.0	<1.0	<1.0	<1.0	<1.0	<1.0	<1.0	<1.0	<1.0	ND	NS	1.8	0
MW-7D	12/15/2021		<2.0	<2.0	<2.0	<1.0	<1.0	<5.0	1.2	<1.0	<1.0	<1.0	<2.0	<10	<1.0	<1.0	<5.0	<5.0	<1.0	<1.0	<1.0	<1.0	<1.0	<1.0	<1.0	<1.0	<1.0	<1.0	<1.0	ND	NS	1.2	0
MW-7D	11/9/2022	DUP	<2.0	<2.0	<2.0	<1.0	<1.0	<5.0	0.3 J	<1.0	<1.0	<1.0	<2.0	<10	<1.0	<1.0	<5.0	<5.0	<1.0	<1.0	<1.0	<1.0	<1.0	<1.0	<1.0	<1.0	<1.0	<1.0	<1.0	ND	NS	0.3	0
MW-7D	11/9/2022		<2.0	<2.0	<2.0	<1.0	<1.0	<5.0	<1.0	<1.0	<1.0	<1.0	<2.0	<25	<1.0	<1.0	<5.0	<5.0	<1.0	<1.0	<1.0	<1.0	<1.0	<1.0	<1.0	<1.0	<1.0	<1.0	<1.0	ND	NS	0	0
MW-7D	12/12/2023		<2.0	<2.0	<2.0	<1.0	<1.0	<5.0	<1.0	<1.0	<1.0	<1.0	<2.0	<25	<1.0	<1.0	<5.0	<5.0	<1.0	<1.0	<1.0	<1.0	<1.0	<1.0	<1.0	<1.0	<1.0	<1.0	<1.0	ND	ND	0	0
MW7D	12/9/2024		<1,0	<1,0	<5,0	<1,0	<1,0	<5,0	<1,0	<1,0	<1,0	<1,0	<1,0	<2,0	<1,0	<1,0	<5,0	<5,0	<1,0	<1,0	<1,0	<1,0	<1,0	<1,0	<1,0	<1,0	<1,0	<1,0	<5,0	<1,0	<0,049	0,77	0
MW-8D	7/26/2006		NS	<0,3	<0,4	<0,1	<0,5	7,8	4,3	<0,2	NA	58,4	<0,3	NS	0,6	<0,2	<0,6	<0,3	<0,3	<0,3	<0,2	NA	<0,1	NS	NS	<0,2	<0,2	<0,3	NS	NS	NS	105,5	0
MW-8DR	8/30/2007		NS	NS	NS	NS	NS	<2.0	6.7	NS	NA	35	NS	NS	<0.4	NS	NS	NS	NS	NS	NS	NA	NS	NS	NS	<0.2	0.9	<0.3	<0.2	ND	NS	44.5	0.9
MW-8DR	12/20/2007		NS	<0.3	NS	NS	NS	<0.7	9.2	<0.4	NA	16	<0.5	NS	<0.5	<0.4	<0.5	NS	NS	NS	NS	NA	NS	NS	NS	<1.2	<1.4	<1.7	NS	ND	NS	28.2	0
MW-8DR	3/18/2008	DUP	NS	<1.6	NS	NS	NS	10	6.4	<2.0	NA	15	<2.3	NS	<2.6	<1.8	<2.2	NS	NS	NS	NS	NA	NS	NS	NS	<0.23	<0.28	<0.34	NS	ND	NS	33.2	0
MW-8DR	3/18/2008		NS	<0.31	NS	NS	NS	2.3	11	<0.41	NA	20	<0.46	NS	<0.52	<0.35	<0.45	NS	NS	NS	NS	NA	NS	NS	NS	<0.23	<0.28	<0.34	0.46	ND	NS	35.66	0.5
MW-8DR	6/20/2008		NS	<0.31	NS	NS	NS	<0.65	5.4	<0.41	NA	24	<0.46	NS	<0.52	<0.35	<0.45	NS	NS	NS	NS	NA	NS	NS	NS	<0.29	<0.35	<0.29	<0.21	ND	NS	32.35	0
MW-8DR	9/23/2008		NS	<0.14	NS	NS	NS	<0.25	5.5	<0.49	NA	32	<0.45	NS	<0.61	<0.25	<0.48	NS	NS	NS	NS	NA	NS	NS	NS	<0.29	<0.35	<0.29	0.56	ND	NS	41.5	0.6
MW-8DR	12/15/2008		NS	<0.14	<1.5	NS	NS	<0.25	4.6	<0.49	NA	33	<0.45	NS	<0.61	<0.25	<0.48	NS	NS	NS	NS	NA	NS	NS	NS	<0.2	1.8	<0.2	NS	0.45	NS	42.4	1.8
MW-8DR	3/30/2009		NS	<0.38	NS	NS	NS	2.8	7.9	<0.34	NA	19	<0.28	NS	<0.3	<0.71	<0.49	NS	NS	NS	NS	NA	NS	NS	NS	<0.35	14	0.84	<0.26	3.35	NS	36.3	18.2
MW-8DR	7/10/2009		NS	<0.75	NS	NS	NS	9.4	16	<0.47	NA	30	<0.57	NS	0.89	<0.22	<0.63	NS	NS	NS	NS	NA	NS	NS	NS	<0.35	13	0.64	<0.26	0.64	NS	117.59	14.3
MW-8DR	7/10/2009		NS	<0.75	NS	NS	NS	7.2	15	<0.47	NA	31	<0.57	NS	0.56	<0.22	<0.63	NS	NS	NS	NS	NA	NS	NS	NS	<0.20	<0.27	<0.20	<0.38	ND	NS	110.36	0

Appendix A
Groundwater Analytical Results - February 2003 - December 2024 (µg/L)
Perma-Fix of South Georgia Inc., Valdosta, GA

			Chlorinated and Non-Chlorinated VOCs																							Aromatic/						Total VOCs	
Sample Location	Sample Date	QA/QC Reference	Dibromomethane	Dichlorodifluoromethane (DCDFM) (difluorodichloromethane)	Hexachlorobutadiene	Isopropylbenzene	4-Isopropyltoluene (p-Isopropyltoluene)	Methylene Chloride	Tetrachloroethene (PCE)	Trans-1,2-Dichloroethene	Trans-1,3-Dichloropropene	Trichloroethene (TCE)	Trichlorofluoromethane	Vinyl Acetate	Vinyl Chloride	Bromoform	Bromomethane	Naphthalene	N-Propylbenzene	N-Butylbenzene	Sec-Butylbenzene	Tert-Butylbenzene	Styrene	1,2,4-Trimethylbenzene	1,3,5-Trimethylbenzene	Benzene	Toluene	Ethylbenzene	Methyl Tert-Butyl Ether	Total Xylenes	Heptachlor	Total Chlorinated and Non Chlorinated VOCs1	Total Aromatic/Hydrocarbon VOCs
	Current GW Standard		1 [b]	1 [b]	50 [a]	1 [b]	1 [b]	5 [a]	5 [a]	100 [a]	1 [b]	5 [a]	1 [b]	2 [b]	2 [a]	80 [a]	5 [b]	5 [b]	1 [b]	1 [b]	1 [b]	1 [b]	100 [a]	1 [b]	1 [b]	5 [a]	1000 [a]	700 [a]	5 [b]	10000 [a]	0.4 [a]	---	---
MW-8DR	9/30/2009		NS	<0.38	NS	NS	NS	<0.53	9.5	<0.34	NA	18	<0.28	NS	<0.30	<0.71	<0.49	NS	NS	NS	NS	NA	NS	NS	NS	<0.27	3	<0.28	0.43	1.1	NS	28.26	4.2
MW-8DR	12/10/2009		NS	<0.13	NS	NS	NS	5.9	16	<0.46	NA	41	<0.41	NS	<0.58	<0.26	<0.44	NS	NS	NS	NS	NA	NS	NS	NS	<0.05	0.87	<0.1	0.48	ND	NS	82.3	1.4
MW-8DR	3/6/2010		NS	<0.091	NS	NS	NS	2.5	16	<0.11	NA	31	<0.15	NS	<0.083	<0.2	<0.28	NS	NS	NS	NS	NA	NS	NS	NS	1.2	21	3.7	<0.26	34	NS	51.6	59.3
MW-8DR	3/27/2010		NS	<0.75	NS	NS	NS	150	30	<0.47	NA	71	<0.57	NS	4	<0.22	<0.63	NS	NS	NS	NS	NA	NS	NS	NS	<0.46	<0.95	<0.43	<0.36	ND	NS	269.8	0
MW-8DR	5/29/2010		NS	<0.75	NS	NS	NS	87	39	<0.64	NA	97	<0.57	NS	4.1	<0.22	<0.63	NS	NS	NS	NS	NA	NS	NS	NS	0.26	1.3	<0.2	<0.25	ND	NS	245.7	2
MW-8DR	8/4/2010		NS	<0.67	NS	NS	NS	3.3	34.7	<0.34	NA	88.7	<0.4	NS	0.69	<0.24	<0.78	NS	NS	NS	NS	NA	NS	NS	NS	0.59	5.5	0.51	<0.5	ND	NS	143.39	7.6
MW-8DR	10/15/2010		NS	<1.3	NS	NS	NS	25.6	41.6	<0.68	NA	105	<0.8	NS	1.4	<0.48	<1.6	NS	NS	NS	NS	NA	NS	NS	NS	0.59	5.7	0.46	<0.34	1.3	NS	191.4	8.1
MW-8DR	2/28/2011		NS	<0.50	NS	NS	NS	30.7	47.8	0.38	NA	127	<0.50	NS	1.7	<0.20	<0.50	NS	NS	NS	NS	NA	NS	NS	NS	<0.40	3.2	<0.40	<0.68	ND	NS	225.78	3.9
MW-8DR	5/27/2011		NS	<1.0	NS	NS	NS	17	18.5	<0.70	NA	55.7	<1.0	NS	1.1	<0.40	<1.0	NS	NS	NS	NS	NA	NS	NS	NS	0.36	5.4	0.38	<0.34	1.6	NS	97.22	7.7
MW-8DR	8/24/2011	DUP	NS	<0,5	NS	NS	NS	26,1	25,4	<0,35	NA	75,6	<0,5	NS	1,6	<0,2	<0,5	NS	NS	NS	NS	NA	NS	NS	NS	0,39	6	0,44	<0,34	1,5	NS	134,88	8,3
MW-8DR	8/24/2011		NS	<0,5	NS	NS	NS	24,5	28,9	<0,35	NA	76,3	<0,5	NS	1,5	<0,2	<0,5	NS	NS	NS	NS	NA	NS	NS	NS	0,25	5,4	0,25	<0,34	0,61	NS	136,89	6,5
MW-8DR	11/15/2011		NS	<0,5	NS	NS	NS	23,9	20,1	<0,35	NA	81	<0,5	NS	1,1	<0,2	<0,5	NS	NS	NS	NS	NA	NS	NS	NS	<0,2	0,87	<0,2	<0,34	ND	NS	131,53	0,9
MW-8DR	2/28/2012		NS	<0.5	NS	NS	NS	<2.0	6.1	<0.35	NA	23.8	<0.5	NS	<0.22	<0.2	<0.5	NS	NS	NS	NS	NA	NS	NS	NS	<0.2	1.2	<0.2	<0.34	ND	NS	54.11	1.2
MW-8DR	4/23/2012		NS	<0.5	NS	NS	NS	<2.0	5.1	<0.35	NA	14.2	<0.5	NS	<0.22	<0.2	<0.5	NS	NS	NS	NS	NA	NS	NS	NS	<0.2	0.45	<0.2	<0.34	ND	NS	36	0.5
MW-8DR	8/20/2012		NS	<0.5	NS	NS	NS	<2.0	5.2	<0.35	NA	22.2	<0.5	NS	<0.22	<0.2	<0.5	NS	NS	NS	NS	NA	NS	NS	NS	<0.21	0.4	<0.29	<0.21	ND	NS	31.1	0.4
MW-8DR	11/14/2012		NS	<0.5	NS	NS	NS	<2.0	4.8	<0.23	NA	30.2	<0.5	NS	<0.44	<0.34	<0.79	NS	NS	NS	NS	NA	NS	NS	NS	<0.21	4.1	<0.29	<0.21	ND	NS	37.03	4.1
MW-8DR	3/4/2013		NS	<0,5	NS	NS	NS	<2,0	4,1	<0,23	NA	15,4	<0,5	NS	<0,44	<0,34	<0,79	NS	NS	NS	NS	NA	NS	NS	NS	<0,21	<0,2	<0,29	<0,21	ND	NS	60,2	0
MW-8DR	6/12/2013		NS	<0,5	NS	NS	NS	<2,0	2,2	<0,23	NA	10,7	<0,5	NS	<0,44	<0,34	<0,79	NS	NS	NS	NS	NA	NS	NS	NS	<0,21	<0,2	<0,29	<0,21	ND	NS	13,6	0
MW-8DR	8/29/2013	DUP	NS	<0,5	NS	NS	NS	<2,0	1,8	<0,23	NA	19,8	<0,5	NS	<0,44	<0,34	<0,79	NS	NS	NS	NS	NA	NS	NS	NS	<0,21	<0,2	<0,29	<0,21	ND	NS	22,7	0
MW-8DR	8/29/2013		NS	<0,5	NS	NS	NS	<2,0	2,1	<0,23	NA	22,3	<0,5	NS	<0,44	<0,34	<0,79	NS	NS	NS	NS	NA	NS	NS	NS	<0,21	<0,2	<0,29	<0,21	ND	NS	26,1	0
MW-8DR	12/11/2013		NS	<0.5	NS	NS	NS	<2,0	1	<0.23	NA	13,6	<0.5	NS	<0.44	<0.34	<0.79	NS	NS	NS	NS	NA	NS	NS	NS	<0,24	<0.2	<0.28	<0.20	ND	NS	15.57	0
MW-8DR	3/19/2014	DUP	NS	<0.33	NS	NS	NS	<2,0	1	<0.34	NA	16,3	<0.5	NS	<0.33	<0.38	<0.54	NS	NS	NS	NS	NA	NS	NS	NS	<0,24	<0.2	<0.28	<0.20	ND	NS	18,6	0
MW-8DR	3/19/2014		NS	<0,33	NS	NS	NS	<2,0	1,2	<0,34	NA	15,4	<0,5	NS	<0,33	<0,38	<0,54	NS	NS	NS	NS	NA	NS	NS	NS	<0,24	<0,2	<0,28	<0,20	ND	NS	17,8	0
MW-8DR	6/16/2014		NS	<0.33	NS	NS	NS	<2,0	0,84	<0,34	NA	12,3	<0,5	NS	<0,33	<0,38	<0,54	NS	NS	NS	NS	NA	NS	<5,0	<5,0	<0,50	<1,0	<1,0	NA	NA	NS	14,14	0
MW-8DR	12/8/2014		NS	<2,0	<5,0	<5,0	<5,0	<2,0	<1,0	<1,0	NA	13,5	<1,0	NS	<1,0	<1,0	<2,0	<5,0	<5,0	<5,0	<5,0	NA	<5,0	NS	NS	<1,0	<1,0	<1,0	<1,0	NS	NS	13,5	0
MW-8DR	3/12/2015		NS	<2,0	NS	NS	NS	<5,0	0,83	<1,0	NA	13,2	<2,0	NS	<1,0	<1,0	<2,0	NS	NS	NS	NS	NA	NS	NS	NS	<1,0	<1,0	<1,0	<1,0	NS	NS	15,13	0
MW-8DR	6/3/2015		NS	<2,0	NS	NS	NS	<5,0	1,2	<1,0	<1,0	13,3	<2,0	NS	<1,0	<1,0	<2,0	NS	NS	NS	NS	NA	NS	NS	NS	<1,0	<1,0	<1,0	<1,0	NS	NS	15,4	0
MW-8DR	8/14/2015		NS	<2,0	NS	NS	NS	<5,0	1,4	<1,0	<1,0	12,1	<2,0	NS	<1,0	<1,0	<2,0	NS	NS	NS	NS	NA	NS	NS	NS	<1,0	<1,0	<1,0	<1,0	NS	NS	14,49	0
MW-8DR	12/18/2015		NS	<2,0	NS	NS	NS	<5,0	2,7	<1,0	<1,0	11,3	<2,0	NS	<1,0	<1,0	<2,0	NS	NS	NS	NS	NA	NS	NS	NS	<1,0	<1,0	<1,0	<1,0	NS	NS	15	0
MW-8DR	3/19/2016		NS	<2,0	NS	NS	NS	<5,0	2,5	<1,0	<1,0	12	<2,0	NS	<1,0	<1,0	<2,0	NS	NS	NS	NS	NA	NS	<1,0	<1,0	<1,0	<1,0	<1,0	<1,0	ND	NS	15,7	0
MW-8DR	6/16/2016		<2,0	<2,0	<2,0	<1,0	<1,0	<5,0	3	<1,0	<1,0	7,7	<2,0	<10	<1,0	<1,0	<2,0	<5,0	<1,0	<1,0	<1,0	NA	<1,0	<1,0	<1,0	<1,0	<1,0	<1,0	<1,0	ND	NS	11,28	0
MW-8DR	9/22/2016		<2,0	<2,0	<2,0	<1,0	<1,0	<5,0	5,4	<1,0	<1,0	9,8	<2,0	<10	<1,0	<1,0	<2,0	<5,0	<1,0	<1,0	<1,0	NA	<1,0	<1,0	<1,0	<1,0	<1,0	<1,0	<1,0	ND	NS	15,89	0
MW-8DR	1/20/2017		<2,0	<2,0	<2,0	<1,0	<1,0	<5,0	3,5	<1,0	<1,0	10,5	<2,0	<10	<1,0	<1,0	<2,0	<5,0	<1,0	<1,0	<1,0	NA	<1,0	<2,0	<2,0	<0,50	<1,0	<1,0	<1,0	ND	NS	14,76	0
MW-8DR	3/23/2017		<1,0	<2,0	<2,0	<1,0	<2,0	<2,0	4	<1,0	<1,0	8,2	<2,0	<10	<1,0	<1,0	<2,0	<5,0	<2,0	<2,0	<2,0	<2,0	<1,0	<1,0	<1,0	<1,0	<1,0	<1,0	<1,0	ND	NS	12,9	0
MW-8DR	7/1/2017		<2,0	<2,0	<2,0	<1,0	<1,0	<5,0	3,3	<1,0	<1,0	10,9	<2,0	<10	<1,0	<1,0	<2,0	<5,0	<1,0	<1,0	<1,0	<1,0	<1,0	<1,0	<1,0	<1,0	<1,0	<1,0	<1,0	ND	NS	14,83	0
MW-8DR	9/20/2017		<2,0	<2,0	<2,0	<1,0	<1,0	<5,0	2,4	<1,0	<1,0	12,4	<2,0	<10	<1,0	<1,0	<2,0	<5,0	<1,0	<1,0	<1,0	<1,0	<1,0	<1,0	<1,0	<1,0	<1,0	<1,0	<1,0	ND	NS	15,78	0
MW-8DR	1/11/2018		<2,0	<2,0	<2,0	<1,0	<1,0	<5,0	1,7	<1,0	<1,0	14,3	<2,0	<10	<1,0	<1,0	<2,0	<5,0	<1,0	<1,0	<1,0	<1,0	<1,0	<1,0	<1,0	<1,0	<1,0	<1,0	<1,0	ND	NS	16,98	0
MW-8DR	3/14/2018		<2,0	<2,0	<2,0	<1,0	<1,0	<5,0	1,3	<1,0	<1,0	10,4	<2,0	<10	<1,0	<1,0	<2,0	<5,0	<1,0	<1,0	<1,0	<1,0	<1,0	<1,0	<1,0	<1,0	<1,0	<1,0	<1,0	ND	NS	12,39	0
MW-8DR	6/27/2018	DUP	<2,0	<2,0	<2,0	<1,0	<1,0	<5,0	1,9	<1,0	<1,0	9,1	<2,0	<10	<1,0	<1,0	<2,0	<5,0	<1,0	<1,0	<1,0	<1,0	<1,0	<1,0	<1,0	<1,0	<1,0	<1,0	<1,0	ND	NS	12,49	0
MW-8DR	6/27/2018		<2,0	<2,0	<2,0	<1,0	<1,0	<5,0	1,9	<1,0	<1,0	11,6	<2,0	<10	<1,0	<1,0	<2,0	<5,0	<1,0	<1,0	<1,0	<1,0	<1,0	<1,0	<1,0	<1,0	<1,0	<1,0	<1,0	ND	NS	15,01	0
MW-8DR	10/19/2018		<2,0	<2,0	<2,0	<1,0	<1,0	<5,0	1,5	<1,0	<1,0	3,9	<2,0	<10	<1,0	<1,0	<2,0	<5,0	<1,0	<1,0	<1,0	<1,0	<1,0	<1,0	<1,0	<1,0	8,6	0,37 J	<1,0	0,77 J	NS	5,72	9,7
MW-8DR	1/23/2019		<2,0	<2,0	<2,0	<1,0	<1,0	<5,0	7	<1,0	<1,0	5,4	<2,0	<10	<1,0	<1,0	<2,0	<5,0	<1,0	<1,0	<1,0	<1,0	<1,0	<1,0	<1,0	<1,0	<1,0	<1,0	<1,0	ND	NS	25,2	0
MW-8DR	4/25/2019		<2,0	<2,0	<2,0	<1,0	<1,0	<5,0	1,1	<1,0	<1,0	3,4	<2,0	<10	<1,0	<1,0	<2,0	<5,0	<1,0	<1,0	<1,0	<1,0	<1,0	NS	NS	<0,2	<0,2	<0,3	NS	NS	NS	4,86	0
MW-8DR	8/1/2019		<2,0	<2,0	<2,0	<1,0	<1,0	<5,0	3,9	<1,0	<1,0	8,1	<2,0	<10	<1,0	<1,0	<2,0	<5,0	<1,0	<1,0	<1,0	<1,0	<1,0	<1,0	<1,0	<1,0	2,6	<1,0	<1,0	ND	NS	16,75	2,6
MW-8DR	8/1/2019	DUP	<2,0	<2,0	<2,0	<1,0	<1,0	<5,0	3,5	<1,0	<1,0	8,9	<2,0	<10	<1,0	<1,0	<2,0	<5,0	<1,0	<1,0	<1,0	<1,0	<1,0	<1,0	<1,0	<1,0	1,2	<1,0	<1,0	ND	NS	15,7	1,2
MW-8DR	10/29/2019		<2,0	<2,0	<2,0	<1,0	<1,0	<5,0	1,3	<1,0	<1,0	6,5	<2,0	<10	<1,0	<1,0	<2,0	<5,0	<1,0	<1,0	<1,0	<1,0	<1,0	<1,0	<1,0	<1,0	1,2	<1,0	<1,0	ND	NS	7,8	1,2
MW-8DR	1/24/2020		<2,0	<2,0	<2,0	<1,0	<1,0	<5,0	2,3	<1,0	<1,0	9,3	<2,0	<10	<1,0	<1,0	<1,0	<5,0	<1,0	<1,0	<1,0	<1,0	<1,0	<1,0	<1,0	<1,0	<1,0	<1,0	<1,0	ND	NS	13,09	0
MW-8DR	10/22/2020		<2,0	<2,0	<2,0	<1,0	<1,0	<5,0	8	<1,0	<1,0	7,5	<2,0	<10	<1,0	<1,0	<2,0	<5,0	<1,0	<1,0	<1,0	<1,0	<1,0	<1,0	<1,0	<1,0	4,7	<1,0	<1,0	0,87	NS	26,7	5,57
MW-8DR	12/16/2021	DUP	<100	<100	<100	<50	<50	<250	<50	<50	<50	<50	<100	<500	<50	<50	<50	<250	<250	<50	<50	<50	<50	<50	<50	<50	<50	<50	<50	<50	ND	NS	0	0
MW-8DR	12/16/2021		<2,0	<2,0	<2,0	<1,0	<1,0	<5,0	1,3	<1,0	<1,0	3,1	<2,0	<10	<1,0	<1,0	<5,0	<5,0	<1,0	<1,0	<1,0	<1,0	<1,0	<1,0	<1,0	<1,0	0,32 J	<1,0	<1,0	ND	NS	4,4	0,32
MW-8DR	11/9/2022		<2,0	<2,0	<2,0	<1,0	<1,0	<5,0	7,3	<1,0	<1,0	7,1	<2,0	<10	<1,0	<1,0	<5,0	<5,0	<1,0	<1,0	<1,0	<1,0	<1,0	<1,0	<1,0	<1,0	11,4	<1,0	<1,0	ND	NS	42,6	11,4
MW-8DR	11/10/2023		<2,0	<2,0	<2,0	<1,0	<1,0	<5,0	0,6	<1,0	<1,0	2,9	<2,0	<10	<1,0	<1,0	<5,0	<5,0	<1,0	<1,0	<1,0	<1,0	<1,0	<1,0	<1,0	<1,0	<1,0	<1,0	<1,0	ND	ND	3,5	0
MW-8DR	12/9/2024		<1.0	<1.0	<5.0	<1.0	<1.0	<5.0	1.8	<1.0	<1.0	2.8	<1.0	<2.0	<1.0	<1.0	<5.0	<5.0	<1.0	<1.0	<1.0	<1.0	<1.0	<1.0	<1.0	<1.0	<1.0	<1.0	<1.0	<5.0	<1.0	<0.049	4.6	0
MW-9D	8/30/2007		NS	NS	NS	NS	NS	<2,0	2,5	NS	NA	2,8	NS	NS	<0,4	NS	NS	NS	NS	NS	NS	NA	NS	NS	NS	<0,2	<0,3	<0,3	0,8	ND	NS	6	0,8
MW-9D	12/20/2007		NS	<0,3	NS	NS	NS	<0,7	3,1	<0,4	NA	0,6	<0,5	NS	<0,5	<0,4	<0,5	NS	NS	NS	NS	NA	NS	NS	NS	<0,23	<0,28	<0,34	NS	ND	NS	3,7	0
MW-9D	3/18/2008		NS	<0,31	NS	NS	NS	1,9	2,5	<0,41	NA	15	<0,46	NS	<0,52	<0,35	<0,45	NS	NS	NS	NS	NA	NS	NS	NS	<0,23	<0,28	<0,34	0,74	ND	NS	24,2	0,7
MW-9D	6/20/2008		NS	<0,31	NS	NS	NS	<0,65	4,5	<0,41	NA	3,2	<0,46	NS	<0,52	<0,35	<0,45	NS	NS	NS	NS	NA	NS	NS	NS	<0,29	<0,35	<0,29	<0,21	ND	NS	9,47	0
MW-9D	9/23/2008		NS	<0,14	NS	NS	NS	<0,25	3,1	<0,49	NA	3,1	<0,45	NS	<0,61	<0,25	<0,48	NS	NS	NS	NS	NA	NS	NS	NS	<0,29	<0,35	<0,29	0,61	ND	NS	6,2	0,6
MW-9D	12/15/2008		NS	<0,14	<1,5	NS	NS	<0,25	3,4	<0,49	NA	2,5	<0,45	NS	<0,61	<0,25	<0,48	NS	NS	NS	NS	NA	NS	NS	NS	<0,2	<0,27	<0,2	NS	ND	NS	5,9	0
MW-9D	3/30/2009		NS	<0,38	NS	NS	NS	1,6	2,1	<0,34	NA	1,4	<0,28	NS	<0,3	<0,71	<0,49	NS	NS	NS	NS	NA	NS	NS	NS	<0,35	<0,43	<0,43	<0,26	ND	NS	5,1	0
MW-9D	7/10/2009		NS	<0,75	NS	NS	NS	<0,41	1,7	<0,47	NA	1,9	<0,57	NS	<0,48	<0,22	<0,63	NS	NS	NS	NS	NA	NS	NS	NS	<0,20	<0,27	<0,20	0,42	ND	NS	3,6	0,4
MW-9D	9/30/2009		NS	<0,38	NS	NS	NS	<0,53	2,4	<0,34	NA	0,55	<0,28	NS	<0,30	<0,71	<0,49	NS	NS	NS	NS	NA	NS	NS	NS	<0,27	<0,30	<0,26	0,34	ND	NS	2,95	0,3
MW-9D	12/31/2009		NS	<0,29	NS	NS	NS	<0,62	4,3	<0,30	NA	<,24	<0,20	NS	<0,33	<0,33	<0,64	NS	NS	NS	NS	NA	NS	NS	NS	<0,050	<0,053	<0,10	<0,12	ND	NS	4,3	0
MW-9D	3/6/2010	DUP	NS	<0,091	NS	NS	NS	<0,070	2,2	<0,11	NA	<0,13	<0,15	NS	<0,083	<0,20	<0,28	NS	NS	NS	NS	NA	NS	NS	NS	<0,050	<0,053	<0,10	<0,12	ND	NS	2,2	0
MW-9D	3/6/2010		NS	<0,091	NS	NS	NS	0,44	2,2	<0,11	NA	<0,13	<0,15	NS	<0,083	<0,20	<0,28	NS	NS	NS	NS	NA	NS	NS	NS	<0,35	<0,43	<0,43	<0,26	ND	NS	2,64	0
MW-9D	6/12/2010		NS	<0,75	NS	NS	NS	<0,41	3,6	<0,47	NA	3,2	<0,57	NS	<0,48	<0,22	<0,63	NS	NS	NS	NS	NA	NS	NS	NS	<0,21	0,43	<0,2	<0,25	ND	NS	19,8	0,4
MW-9D	8/4/2010		NS	<0,67	NS	NS	NS	<2,0	5,5	<0,34	NA	4,3	<0,4	NS	<0,28	<0,24	<0,78	NS	NS	NS	NS	NA	NS	NS	NS	<0,21	0,33	<0,2	0,33	ND	NS	11,51	0,7
MW-9D	10/15/2010		NS	<0,67	NS	NS	NS	<2,0	7	<0,34	NA	10	<0,4	NS	<0,28	<0,24	<0,78	NS	NS	NS	NS	NA	NS	NS	NS	<0,20	0,43	<0,20	<0,34	ND	NS	19,58	0,4
MW-9D	2/28/2011		NS	<0,50	NS	NS	NS	2,2	5,4	<0,35	NA	39,1	<0,50	NS	<0,22	<0,20	<0,50	NS	NS	NS	NS	NA	NS	NS	NS	<0,20	<0,20	<0,20	<0,34	ND	NS	58,28	0
MW-9D	5/27/2011		NS	<0,50	NS	NS	NS	<2,0	4,3	<0,35	NA	7,9	<0,50	NS	<0,22	<0,20	<0,50	NS	NS	NS	NS	NA	NS	NS	NS	<0,2	<0,2	<0,2	<0,34	ND	NS	14,44	0
MW-9D	8/24/2011		NS	<0,5	NS	NS	NS	<2,0	5,5	<0,35	NA	7,4	<0,5	NS	<0,22	<0,2	<0,5	NS	NS	NS	NS	NA	NS	NS	NS	<0,2	<0,2	<0,2	<0,34	ND	NS	14,43	0

Appendix A
Groundwater Analytical Results - February 2003 - December 2024 (µg/L)
Perma-Fix of South Georgia Inc., Valdosta, GA

			Chlorinated and Non-Chlorinated VOCs																							Aromatic/						Total VOCs	
Sample Location	Sample Date	QA/QC Reference	Dibromomethane	Dichlorodifluoromethane (DCDFM) (difluorodichloromethane)	Hexachlorobutadiene	Isopropylbenzene	4-Isopropyltoluene (p-Isopropyltoluene)	Methylene Chloride	Tetrachloroethene (PCE)	Trans-1,2-Dichloroethene	Trans-1,3-Dichloropropene	Trichloroethene (TCE)	Trichlorofluoromethane	Vinyl Acetate	Vinyl Chloride	Bromoform	Bromomethane	Naphthalene	N-Propylbenzene	N-Butylbenzene	Sec-Butylbenzene	Tert-Butylbenzene	Styrene	1,2,4-Trimethylbenzene	1,3,5-Trimethylbenzene	Benzene	Toluene	Ethylbenzene	Methyl Tert-Butyl Ether	Total Xylenes	Heptachlor	Total Chlorinated and Non Chlorinated VOCS1	Total Aromatic/Hydrocarbon VOCs
	Current GW Standard		1 [b]	1 [b]	50 [a]	1 [b]	1 [b]	5 [a]	5 [a]	100 [a]	1 [b]	5 [a]	1 [b]	2 [b]	2 [a]	80 [a]	5 [b]	5 [b]	1 [b]	1 [b]	1 [b]	1 [b]	100 [a]	1 [b]	1 [b]	5 [a]	1000 [a]	700 [a]	5 [b]	10000 [a]	0.4 [a]	---	---
MW-9D	11/15/2011		NS	<0.5	NS	NS	NS	<2.0	3.8	<0.35	NA	6.2	<0.5	NS	<0.22	<0.2	<0.5	NS	NS	NS	NS	NA	NS	NS	NS	<0.2	0.47	<0.2	<0.34	ND	NS	11.3	0.5
MW-9D	2/28/2012		NS	<0.5	NS	NS	NS	2.3	2.3	<0.35	NA	39.3	<0.5	NS	<0.22	<0.2	<0.5	NS	NS	NS	NS	NA	NS	NS	NS	<0.2	<0.2	<0.2	<0.34	ND	NS	50.85	0
MW-9D	4/23/2012		NS	<0.5	NS	NS	NS	<2.0	1.4	<0.35	NA	6.9	<0.5	NS	<0.22	<0.2	<0.5	NS	NS	NS	NS	NA	NS	NS	NS	<0.2	<0.2	<0.2	<0.34	ND	NS	10.27	0
MW-9D	8/20/2012		NS	<0,5	NS	NS	NS	<2,0	0,71	<0,35	NA	0,77	<0,5	NS	<0,22	<0,2	<0,5	NS	NS	NS	NS	NA	NS	NS	NS	<0,21	<0,2	<0,29	<0,21	ND	NS	1,48	0
MW-9D	11/14/2012		NS	<0,5	NS	NS	NS	<2,0	1,1	<0,23	NA	11,4	<0,5	NS	<0,44	<0,34	<0,79	NS	NS	NS	NS	NA	NS	NS	NS	<0,21	<0,2	<0,29	<0,21	ND	NS	16,2	0
MW-9D	3/4/2013		NS	<0.5	NS	NS	NS	<2.0	0.7	<0.23	NA	2.5	<0.5	NS	<0.44	<0.34	<0.79	NS	NS	NS	NS	NA	NS	NS	NS	<0.21	<0.2	<0.29	<0.21	ND	NS	3.81	0
MW-9D	6/11/2013		NS	<0.5	NS	NS	NS	<2.0	0.53	<0.23	NA	0.85	<0.5	NS	<0.44	<0.34	<0.79	NS	NS	NS	NS	NA	NS	NS	NS	<0.21	<0.2	<0.29	<0.21	ND	NS	1.38	0
MW-9D	8/28/2013		NS	<0.5	NS	NS	NS	<2.0	0.48	<0.23	NA	0.81	<0.5	NS	<0.44	<0.34	<0.79	NS	NS	NS	NS	NA	NS	NS	NS	<0.21	<0.2	<0.29	<0.21	ND	NS	1.29	0
MW-9D	12/11/2013		NS	<0.5	NS	NS	NS	<2.0	<0.32	<0.23	NA	0.59	<0.5	NS	<0.44	<0.34	<0.79	NS	NS	NS	NS	NA	NS	NS	NS	<0.24	<0.2	<0.28	<0.20	ND	NS	0.59	0
MW-9D	3/18/2014		NS	<0.33	NS	NS	NS	<2.0	0.36	<0.34	NA	0.64	<0.5	NS	<0.33	<0.38	<0.54	NS	NS	NS	NS	NA	NS	NS	NS	<0.24	<0.2	<0.28	<0.20	ND	NS	1	0
MW-9D	6/16/2014		NS	<0.33	NS	NS	NS	<3.0	0.54	<0.34	NA	0.32	<0.5	NS	<0.33	<0.38	<0.54	NS	NS	NS	NS	NA	NS	<5.0	<5.0	<0.50	<1.0	<1.0	NA	NA	NS	0.86	0
MW-9D	12/8/2014		NS	<2,0	<5,0	<5,0	<5,0	<2,0	<1,0	<1,0	NA	2,3	<1,0	NS	<1,0	<1,0	<2,0	<5,0	<5,0	<5,0	<5,0	NA	<5,0	NS	NS	<1,0	<1,0	<1,0	<1,0	NS	NS	2,3	0
MW-9D	3/11/2015		NS	<2.0	NS	NS	NS	<5.0	0.65	<1.0	NA	2.2	<2.0	NS	<1.0	<1.0	<2.0	NS	NS	NS	NS	NA	NS	NS	NS	<1.0	<1.0	<1.0	<1.0	NS	NS	4.43	0
MW-9D	6/3/2015		NS	<2.0	NS	NS	NS	<5.0	0.61	<1.0	<1.0	<1.0	<2.0	NS	<1.0	<1.0	<2.0	NS	NS	NS	NS	NA	NS	NS	NS	<1.0	<1.0	<1.0	<1.0	NS	NS	0.61	0
MW-9D	8/14/2015		NS	<2.0	NS	NS	NS	<5.0	0.69	<1.0	<1.0	0.3	<2.0	NS	<1.0	<1.0	<2.0	NS	NS	NS	NS	NA	NS	NS	NS	<1.0	<1.0	<1.0	<1.0	NS	NS	0.99	0
MW-9D	12/18/2015		NS	<2.0	NS	NS	NS	<5.0	0.86	<1.0	<1.0	<1.0	<2.0	NS	<1.0	<1.0	<2.0	NS	NS	NS	NS	NA	NS	NS	NS	<1.0	<1.0	<1.0	0.3	NS	NS	0.86	0.3
MW-9D	3/18/2016		NS	<2,0	NS	NS	NS	<5,0	0,69	<1,0	<1,0	0,92	<2,0	NS	<1,0	<1,0	<2,0	NS	NS	NS	NS	NA	NS	<1,0	<1,0	<1,0	<1,0	<1,0	0,49	ND	NS	1,61	0,5
MW-9D	6/16/2016		<2,0	<2,0	<2,0	<1,0	<1,0	<5,0	0,6	<1,0	<1,0	<1,0	<2,0	<10	<1,0	<1,0	<2,0	<5,0	<1,0	<1,0	<1,0	NA	<1,0	<1,0	<1,0	<1,0	<1,0	<1,0	0,61	ND	NS	0,6	0,6
MW-9D	9/22/2016		<2,0	<2,0	<2,0	<1,0	<1,0	<5,0	0,71	<1,0	<1,0	0,59	<2,0	<10	<1,0	<1,0	<2,0	<5,0	<1,0	<1,0	<1,0	NA	<1,0	<1,0	<1,0	<1,0	<1,0	<1,0	0,38	ND	NS	1,3	0,4
MW-9D	1/20/2017		<2.0	<2.0	<2.0	<1.0	<1.0	<5.0	0.76	<1.0	<1.0	0.66	<2.0	<10	<1.0	<1.0	<2.0	<5.0	<1.0	<1.0	<1.0	NA	<1.0	<2.0	<2.0	<0.50	<1.0	<1.0	<1.0	ND	NS	1.42	0.5
MW-9D	3/23/2017		<1.0	<2.0	<2.0	<1.0	<2.0	<2.0	0.91	<1.0	<1.0	3.9	<2.0	<10	<1.0	<1.0	<2.0	<5.0	<2.0	<2.0	<2.0	<2.0	<1.0	<1.0	<1.0	<1.0	<1.0	<1.0	<1.0	ND	NS	7.05	0
MW-9D	7/1/2017		<2.0	<2.0	<2.0	<1.0	<1.0	<5.0	0.84	<1.0	<1.0	1.3	<2.0	<10	<1.0	<1.0	<2.0	<5.0	<1.0	<1.0	<1.0	<1.0	<1.0	<1.0	<1.0	<1.0	<1.0	<1.0	0.37	ND	NS	2.14	0.4
MW-9D	9/20/2017		<2.0	<2.0	<2.0	<1.0	<1.0	<5.0	0.76	<1.0	<1.0	0.59	<2.0	<10	<1.0	<1.0	<2.0	<5.0	<1.0	<1.0	<1.0	<1.0	<1.0	<1.0	<1.0	<1.0	<1.0	<1.0	0.24	ND	NS	1.35	0.2
MW-9D	1/10/2018		<2.0	<2.0	<2.0	<1.0	<1.0	<5.0	0.97	<1.0	<1.0	0.96	<2.0	<10	<1.0	<1.0	<2.0	<5.0	<1.0	<1.0	<1.0	<1.0	<1.0	<1.0	<1.0	<1.0	<1.0	<1.0	0.28	ND	NS	1.93	0.3
MW-9D	3/14/2018		<2.0	<2.0	<2.0	<1.0	<1.0	<5.0	0.94	<1.0	<1.0	2.1	<2.0	<10	<1.0	<1.0	<2.0	<5.0	<1.0	<1.0	<1.0	<1.0	<1.0	<1.0	<1.0	<1.0	<1.0	<1.0	<1.0	ND	NS	3.81	0
MW-9D	6/27/2018		<2.0	<2.0	<2.0	<1.0	<1.0	<5.0	0.69 J	<1.0	<1.0	0.53 J	<2.0	<10	<1.0	<1.0	<2.0	<5.0	<1.0	<1.0	<1.0	<1.0	<1.0	<1.0	<1.0	<1.0	<1.0	<1.0	<1.0	ND	NS	1.22	0
MW-9D	10/18/2018		<2.0	<2.0	<2.0	<1.0	<1.0	<5.0	1.7	<1.0	<1.0	1.6	<2.0	<10	<1.0	<1.0	<2.0	<5.0	<1.0	<1.0	<1.0	<1.0	<1.0	<1.0	<1.0	<1.0	<1.0	<1.0	<1.0	ND	NS	4.32	0
MW-9D	1/23/2019		<2.0	<2.0	<2.0	<1.0	<1.0	<5.0	0.58 J	<1.0	<1.0	0.9 J	<2.0	<10	<1.0	<1.0	<2.0	<5.0	<1.0	<1.0	<1.0	<1.0	<1.0	<1.0	<1.0	<1.0	<1.0	<1.5	<1.0	ND	NS	1.83	0
MW-9D	4/24/2019		<2,0	<2,0	<2,0	<1,0	<1,0	<5,0	5,1	<1,0	<1,0	3,6	<2,0	<10	<1,0	<1,0	<2,0	<5,0	<1,0	<1,0	<1,0	<1,0	<1,0	<0,2	<0,2	<0,2	0,2	<0,3	<0,2	ND	NS	19,1	0,2
MW-9D	8/1/2019		<2.0	<2.0	<2.0	<1.0	<1.0	<5.0	1.5	<1.0	<1.0	0.78	<2.0	<10	<1.0	<1.0	<2.0	<5.0	<1.0	<1.0	<1.0	<1.0	<1.0	<1.0	<1.0	<1.0	<1.0	<1.0	<1.0	ND	NS	2.82	0
MW-9D	10/31/2019		<2.0	<2.0	<2.0	<1.0	<1.0	<5.0	1	<1.0	<1.0	0.68	<2.0	<10	<1.0	<1.0	<2.0	<5.0	<1.0	<1.0	<1.0	<1.0	<1.0	<1.0	<1.0	<1.0	<1.0	<1.0	<1.0	ND	NS	1.68	0
MW-9D	1/23/2020		<2.0	<2.0	<2.0	<1.0	<1.0	<5.0	0.83	<1.0	<1.0	0.57	<2.0	<10	<1.0	<1.0	<1.0	<5.0	<1.0	<1.0	<1.0	<1.0	<1.0	<1.0	<1.0	<1.0	<1.0	<1.0	<1.0	ND	NS	1.4	0
MW-9D	10/22/2020		<2.0	<2.0	<2.0	<1.0	<1.0	<5.0	2	<1.0	<1.0	4.1	<2.0	<10	<1.0	<1.0	<2.0	<5.0	<1.0	<1.0	<1.0	<1.0	<1.0	<1.0	<1.0	<1.0	<1.0	<1.0	<1.0	ND	NS	8	0
MW-9D	4/23/2021		NS	<1.5	<2.0	<0.5	<2.5	20.5	2.8	<1.0	NA	15.4	<1.5	NS	2.8	<1.0	<3.0	<1.5	<1.5	<1.5	<1.0	NA	<0.5	<1.0	<1.0	<1.0	4	<1.0	<1.0	ND	NS	45.3	4
MW-9D	12/15/2021		<2,0	<2,0	<2,0	<1,0	<1,0	<5,0	0,7 J	<1,0	<1,0	0,7 J	<2,0	<10	<1,0	<1,0	<5,0	<5,0	<1,0	<1,0	<1,0	<1,0	<1,0	<1,0	<1,0	<1,0	<1,0	<1,0	<1,0	ND	NS	1,4	0
MW-9D	11/9/2022		<2,0	<2,0	<2,0	<1,0	<1,0	<5,0	<1,0	<1,0	<1,0	2,6	<2,0	<25	<1,0	<1,0	<5,0	<5,0	<1,0	<1,0	<1,0	<1,0	<1,0	<1,0	<1,0	<1,0	<1,0	<1,0	<1,0	ND	NS	3,4	0
MW-9D	12/12/2023		<2.0	<2.0	<2.0	<1.0	<1.0	<5.0	<1.0	<1.0	<1.0	0.75 J	<2.0	<10	<1.0	<1.0	<5.0	<5.0	<1.0	<1.0	<1.0	<1.0	<1.0	<1.0	<1.0	<1.0	<1.0	<1.0	<1.0	ND	ND	0.75	0
MW-9D	12/9/2024		<1.0	<1.0	<5.0	<1.0	<1.0	<5.0	<1.0	<1.0	<1.0	<1.0	<1.0	<2.0	<1.0	<1.0	<5.0	<5.0	<1.0	<1.0	<1.0	<1.0	<1.0	<1.0	<1.0	<1.0	<1.0	<1.0	<5.0	<1.0	<0.047	1.11	0
MW-10D	7/20/2006		NS	<0.3	<0.4	<0.1	<0.5	<2.0	76.7	<0.2	NA	2	<0.3	NS	<0.4	<0.2	<0.6	<0.3	<0.3	<0.3	<0.2	NA	<0.1	NS	NS	<0.2	<0.2	<0.3	NS	NS	NS	83.6	0
MW-10D	8/30/2007		NS	NS	NS	NS	NS	<2.0	47	NS	NA	2.3	NS	NS	<0.4	NS	NS	NS	NS	NS	NS	NA	NS	NS	NS	<0.2	<0.3	<0.3	<0.2	ND	NS	56.3	0
MW-10D	12/20/2007		NS	<0.3	NS	NS	NS	<0.7	43	<0.4	NA	2.7	<0.5	NS	<0.5	<0.4	<0.5	NS	NS	NS	NS	NA	NS	NS	NS	<0.23	0.49	<0.34	NS	ND	NS	66.2	0.5
MW-10D	3/18/2008		NS	<0,31	NS	NS	NS	1,7	84	<0,41	NA	4,8	<0,46	NS	<0,52	<0,35	<0,45	NS	NS	NS	NS	NA	NS	NS	NS	<2,3	<2,8	<3,4	<2,1	ND	NS	112,4	0
MW-10D	6/20/2008		NS	<3,1	NS	NS	NS	28	96	<4,1	NA	5,8	<4,6	NS	<5,2	<3,5	<4,5	NS	NS	NS	NS	NA	NS	NS	NS	<0,29	<0,35	<0,29	<0,21	ND	NS	137	0
MW-10D	9/16/2008		NS	<0.14	NS	NS	NS	<0.25	44	<0,49	NA	5	<0.45	NS	<0,61	<0,25	<0,48	NS	NS	NS	NS	NA	NS	NS	NS	<720	<880	<720	<520	ND	NS	55.8	0
MW-10D	12/15/2008		NS	<350	<3800	NS	NS	<620	2100	<1200	NA	2600	<1100	NS	<1500	<620	<1200	NS	NS	NS	NS	NA	NS	NS	NS	<0.2	1.5	<0.2	NS	ND	NS	4700	1.5
MW-10D	3/30/2009		NS	<0.38	NS	NS	NS	<0.53	120	<0.34	NA	8.1	<0.28	NS	<0.3	<0.71	<0.49	NS	NS	NS	NS	NA	NS	NS	NS	<0.35	0.65	<0.43	<0.26	ND	NS	158	0.7
MW-10D	7/10/2009		NS	<0.75	NS	NS	NS	<0.41	100	<0.47	NA	11	<0.57	NS	<0.48	<0.22	<0.63	NS	NS	NS	NS	NA	NS	NS	NS	<0.20	<0.27	<0.20	<0.38	ND	NS	124.8	0
MW-10D	9/30/2009		NS	<0.38	NS	NS	NS	<0,53	110	<0,34	NA	5.5	<0,28	NS	<0,30	<0,71	<0,49	NS	NS	NS	NS	NA	NS	NS	NS	<0,27	<0,35	<0,28	<0,23	ND	NS	123,7	0
MW-10D	12/10/2009	DUP	NS	<0,13	NS	NS	NS	<0,23	520	3,7	NA	150	<0,41	NS	4,6	<0,26	<0,44	NS	NS	NS	NS	NA	NS	NS	NS	<0,27	0,38	<0,28	<0,23	ND	NS	741,88	0,4
MW-10D	12/10/2009		NS	<0,13	NS	NS	NS	1,6	<0,31	<0,46	NA	<0,56	<0,41	NS	<0,58	<0,26	<0,44	NS	NS	NS	NS	NA	NS	NS	NS	<0,050	3,8	<0,10	<0,12	ND	NS	3,8	3,8
MW-10D	3/6/2010		NS	<0,091	NS	NS	NS	0,95	71	<0,11	NA	6,1	<0,15	NS	<0,083	<0,20	<0,28	NS	NS	NS	NS	NA	NS	NS	NS	<0,35	<0,43	<0,43	<0,26	ND	NS	121,95	0
MW-10D	5/29/2010		NS	<0.75	NS	NS	NS	<0.41	54	<0.47	NA	2.8	<0.57	NS	<0.48	<0.22	<0.63	NS	NS	NS	NS	NA	NS	NS	NS	<0.21	<0.2	<0.2	<0.25	ND	NS	71.8	0
MW-10D	8/4/2010		NS	<0.67	NS	NS	NS	<2.0	66.8	<0.34	NA	2.5	<0.4	NS	<0.28	<0.24	<0.78	NS	NS	NS	NS	NA	NS	NS	NS	<0.21	4.1	<0.2	<0.25	ND	NS	79	4.1
MW-10D	10/15/2010		NS	<0,67	NS	NS	NS	<2,0	51,3	<0,34	NA	3,8	<0,4	NS	<0,28	<0,24	<0,78	NS	NS	NS	NS	NA	NS	NS	NS	<0,20	<0,20	<0,20	<0,34	ND	NS	106,5	0
MW-10D	2/28/2011		NS	<0.50	NS	NS	NS	<2.0	31.3	<0.35	NA	1.5	<0.50	NS	<0.22	<0.20	<0.50	NS	NS	NS	NS	NA	NS	NS	NS	<0.20	4.6	<0.20	<0.34	ND	NS	40.06	4.6
MW-10D	5/27/2011	DUP	NS	<0.50	NS	NS	NS	<2.0	31.5	<0.35	NA	4.3	<0.50	NS	<0.22	<0.20	<0.50	NS	NS	NS	NS	NA	NS	NS	NS	<0.20	5.1	<0.20	<0.34	ND	NS	90.46	5.1
MW-10D	5/27/2011		NS	<0.50	NS	NS	NS	<2.0	36.7	<0.35	NA	4.6	<0.50	NS	<0.22	<0.20	<0.50	NS	NS	NS	NS	NA	NS	NS	NS	<0.2	<0.2	<0.2	<0.34	ND	NS	98.63	0
MW-10D	8/24/2011		NS	<0.5	NS	NS	NS	<2.0	28.3	<0.35	NA	1.5	<0.5	NS	<0.22	<0.2	<0.5	NS	NS	NS	NS	NA	NS	NS	NS	<0.2	<0.2	<0.2	<0.34	ND	NS	37.47	0
MW-10D	11/15/2011		NS	<0.5	NS	NS	NS	<2.0	16.1	<0.35	NA	0.84	<0.5	NS	<0.22	<0.2	<0.5	NS	NS	NS	NS	NA	NS	NS	NS	<0.2	<0.2	<0.2	<0.34	ND	NS	23.14	0
MW-10D	2/28/2012		NS	<0,5	NS	NS	NS	<2,0	15,4	<0,35	NA	1,6	<0,5	NS	<0,22	<0,2	<0,5	NS	NS	NS	NS	NA	NS	NS	NS	<0,2	<0,2	<0,2	<0,34	ND	NS	45,1	0
MW-10D	4/23/2012		NS	<0,5	NS	NS	NS	<2,0	15,4	<0,35	NA	0,97	<0,5	NS	<0,22	<0,2	<0,5	NS	NS	NS	NS	NA	NS	NS	NS	<0,2	<0,2	<0,2	<0,34	ND	NS	22,87	0
MW-10D	8/20/2012		NS	<0,5	NS	NS	NS	<2,0	9,8	<0,35	NA	0,69	<0,5	NS	<0,22	<0,2	<0,5	NS	NS	NS	NS	NA	NS	NS	NS	<0,21	<0,2	<0,29	<0,21	ND	NS	14,39	0
MW-10D	11/14/2012		NS	<0,5	NS	NS	NS	<2,0	10,8	<0,23	NA	1,6	<0,5	NS	<0,44	<0,34	<0,79	NS	NS	NS	NS	NA	NS	NS	NS	<0,21	0,26	<0,29	<0,21	ND	NS	20,32	0,3
MW-10D	3/4/2013		NS	<0.5	NS	NS	NS	<2.0	10.5	<0.23	NA	1.1	<0.5	NS	<0.44	<0.34	<0.79	NS	NS	NS	NS	NA	NS	NS	NS	<0.21	<0.2	<0.29	<0.21	ND	NS	18.3	0
MW-10D	6/13/2013		NS	<0.5	NS	NS	NS	<2.0	10.5	<0.23	NA	1.1	<0.5	NS	<0.44	<0.34	<0.79	NS	NS	NS	NS	NA	NS	NS	NS	<0.21	<0.2	<0.29	<0.21	ND	NS	19.3	0
MW-10D	8/27/2013		NS	<0.5	NS	NS	NS	<2.0	9.2	<0.23	NA	0.87	<0.5	NS	<0.44	<0.34	<0.79	NS	NS	NS	NS	NA	NS	NS	NS	<0.21	<0.2	<0.29	<0.21	ND	NS	14.67	0
MW-10D	12/11/2013		NS	<0.5	NS	NS	NS	<2.0	7.5	<0.23	NA	0.67	<0.5	NS	<0.44	<0.34	<0.79	NS	NS	NS	NS	NA	NS	NS	NS	<0.24	<0.2	<0.28	<0.20	ND	NS	13.17	0
MW-10D	3/19/2014		NS	<0.33	NS	NS	NS	<2.0	5.5	<0.34	NA	0.58	<0.5	NS	<0.33	<0.38	<0.54	NS	NS	NS	NS	NA	NS	NS	NS	<0.24	<0.2	<0.28	<0.20	ND	NS	11.08	0
MW-10D	6/16/2014		NS	<0.33	NS	NS	NS	<2.0	5.9	<0.34	NA	0.61	<0.5	NS	<0.33	<0.38	<0.54	NS	NS	NS	NS	NA	NS	<5.0	<5.0	<0.50	<1.0	<1.0	NA	NA	NS	11.51	0
MW-10D	12/8/2014		NS	<2.0	<5.0	<5.0	<5.0	<2.0	6.4	<1.0	NA	<1.0	<1.0	NS	<1.0	<1.0	<2.0	<5.0	<5.0	<5.0	<5.0	NA	<5.0	NS	NS	<1.0	<1.0	<1.0	<1.0	NS	NS	11.7	0
MW-10D	3/12/2015		NS	<2.0	NS	NS	NS	<5.0	6.2	<1.0	NA	0.56	<2.0	NS	<1.0	<1.0	<2.0	NS	NS	NS	NS	NA	NS	NS	NS	<1.0	<1.0	<1.0	<1.0	NS	NS	11.86	0
MW-10D	6/3/2015		NS	<2.0	NS	NS	NS	<5.0	15.4	<1.0	<1.0	0.73	<2.0	NS	<1.0	<1.0	<2.0	NS	NS	NS	NS	NA	NS	NS	NS	<1.0	<1.0	<1.0	<1.0	NS	NS	21.13	0

Appendix A
Groundwater Analytical Results - February 2003 - December 2024 (µg/L)
Perma-Fix of South Georgia Inc., Valdosta, GA

			Chlorinated and Non-Chlorinated VOCs																							Aromatic/						Total VOCs	
Sample Location	Sample Date	QA/QC Reference	Dibromomethane	Dichlorodifluoromethane (DCDFM) (difluorodichloromethane)	Hexachlorobutadiene	Isopropylbenzene	4-Isopropyltoluene (p-Isopropyltoluene)	Methylene Chloride	Tetrachloroethene (PCE)	Trans-1,2-Dichloroethene	Trans-1,3-Dichloropropene	Trichloroethene (TCE)	Trichlorofluoromethane	Vinyl Acetate	Vinyl Chloride	Bromoform	Bromomethane	Naphthalene	N-Propylbenzene	N-Butylbenzene	Sec-Butylbenzene	Tert-Butylbenzene	Styrene	1,2,4-Trimethylbenzene	1,3,5-Trimethylbenzene	Benzene	Toluene	Ethylbenzene	Methyl Tert-Butyl Ether	Total Xylenes	Heptachlor	Total Chlorinated and Non Chlorinated VOCS1	Total Aromatic/Hydrocarbon VOCs
	Current GW Standard		1 [b]	1 [b]	50 [a]	1 [b]	1 [b]	5 [a]	5 [a]	100 [a]	1 [b]	5 [a]	1 [b]	2 [b]	2 [a]	80 [a]	5 [b]	5 [b]	1 [b]	1 [b]	1 [b]	1 [b]	100 [a]	1 [b]	1 [b]	5 [a]	1000 [a]	700 [a]	5 [b]	10000 [a]	0.4 [a]	---	---
MW-10D	8/14/2015		NS	<2.0	NS	NS	NS	<5.0	17.1	<1.0	<1.0	0.46	<2.0	NS	<1.0	<1.0	<2.0	NS	NS	NS	NS	NA	NS	NS	NS	<1.0	<1.0	<1.0	<1.0	NS	NS	21.16	0
MW-10D	12/18/2015		NS	<2.0	NS	NS	NS	<5.0	22	<1.0	<1.0	<1.0	<2.0	NS	<1.0	<1.0	<2.0	NS	NS	NS	NS	NA	NS	NS	NS	<1.0	<1.0	<1.0	<1.0	NS	NS	24.7	0
MW-10D	3/18/2016		NS	<2.0	NS	NS	NS	<5.0	23.7	<1.0	<1.0	0.5	<2.0	NS	<1.0	<1.0	<2.0	NS	NS	NS	NS	NA	NS	<1.0	<1.0	<1.0	<1.0	<1.0	<1.0	ND	NS	28.9	0
MW-10D	6/16/2016		<2.0	<2.0	<2.0	<1.0	<1.0	<5.0	18.6	<1.0	<1.0	0.53	<2.0	<10	<1.0	<1.0	<2.0	<5.0	<1.0	<1.0	<1.0	NA	<1.0	<1.0	<1.0	<1.0	<1.0	<1.0	<1.0	ND	NS	22.23	0
MW-10D	9/22/2016		<2.0	<2.0	<2.0	<1.0	<1.0	<5.0	16.3	<1.0	<1.0	0.49	<2.0	<10	<1.0	<1.0	<2.0	<5.0	<1.0	<1.0	<1.0	NA	<1.0	<1.0	<1.0	<1.0	<1.0	<1.0	<1.0	ND	NS	19.39	0
MW-10D	1/20/2017		<2.0	<2.0	<2.0	<1.0	<1.0	<5.0	10.2	<1.0	<1.0	0.45	<2.0	<10	<1.0	<1.0	<2.0	<5.0	<1.0	<1.0	<1.0	NA	<1.0	<2.0	<2.0	<0.50	<1.0	<1.0	<1.0	ND	NS	14.55	0
MW-10D	3/23/2017		<1.0	<2.0	<2.0	<1.0	<2.0	<2.0	11.2	<1.0	<1.0	0.45	<2.0	<10	<1.0	<1.0	<2.0	<5.0	<2.0	<2.0	<2.0	<2.0	<1.0	<1.0	<1.0	<1.0	<1.0	<1.0	<1.0	ND	NS	15.75	0
MW-10D	7/1/2017		<2.0	<2.0	<2.0	<1.0	<1.0	<5.0	9.5	<1.0	<1.0	0.65	<2.0	<10	<1.0	<1.0	<2.0	<5.0	<1.0	<1.0	<1.0	<1.0	<1.0	<1.0	<1.0	<1.0	<1.0	<1.0	<1.0	ND	NS	14.55	0
MW-10D	9/20/2017		<2.0	<2.0	<2.0	<1.0	<1.0	<5.0	5.9	<1.0	<1.0	0.4	<2.0	<10	<1.0	<1.0	<2.0	<5.0	<1.0	<1.0	<1.0	<1.0	<1.0	<1.0	<1.0	<1.0	<1.0	<1.0	<1.0	ND	NS	8.9	0
MW-10D	1/10/2018		<2.0	<2.0	<2.0	<1.0	<1.0	<5.0	6.1	<1.0	<1.0	0.51	<2.0	<10	<1.0	<1.0	<2.0	<5.0	<1.0	<1.0	<1.0	<1.0	<1.0	<1.0	<1.0	<1.0	<1.0	<1.0	<1.0	ND	NS	10.51	0
MW-10D	3/14/2018		<2.0	<2.0	<2.0	<1.0	<1.0	<5.0	5.2	<1.0	<1.0	0.36	<2.0	<10	<1.0	<1.0	<2.0	<5.0	<1.0	<1.0	<1.0	<1.0	<1.0	<1.0	<1.0	<1.0	<1.0	<1.0	<1.0	ND	NS	8.26	0
MW-10D	6/27/2018		<2.0	<2.0	<2.0	<1.0	<1.0	<5.0	7.1	<1.0	<1.0	0.89 J	<2.0	<10	<1.0	<1.0	<2.0	<5.0	<1.0	<1.0	<1.0	<1.0	<1.0	<1.0	<1.0	<1.0	<1.0	<1.0	<1.0	ND	NS	11.59	0
MW-10D	10/18/2018		<2.0	<2.0	<2.0	<1.0	<1.0	<5.0	7.7	<1.0	<1.0	1.6	<2.0	<10	<1.0	<1.0	<2.0	<5.0	<1.0	<1.0	<1.0	<1.0	<1.0	<1.0	<1.0	<1.0	<1.0	<1.0	<1.0	ND	NS	13.2	0
MW-10D	1/23/2019		<2.0	<2.0	<2.0	<1.0	<1.0	<5.0	9	<1.0	<1.0	0.52 J	<2.0	<10	<1.0	<1.0	<2.0	<5.0	<1.0	<1.0	<1.0	<1.0	<1.0	<1.0	<1.0	<1.0	<1.0	<1.0	<1.0	ND	NS	13.02	0
MW-10D	4/24/2019		<2.0	<2.0	<2.0	<1.0	<1.0	<5.0	14.3	<1.0	<1.0	0.92 J	<2.0	<10	<1.0	<1.0	<2.0	<5.0	<1.0	<1.0	<1.0	<1.0	<1.0	<1.0	<1.0	2.2	11.2	<1.5	<1.0	2.2	NS	19.2	15.6
MW-10D	8/1/2019		<2.0	<2.0	<2.0	<1.0	<1.0	<5.0	14	<1.0	<1.0	1.5	<2.0	<10	<1.0	<1.0	<2.0	<5.0	<1.0	<1.0	<1.0	<1.0	<1.0	<1.0	<1.0	<1.0	<1.0	<1.0	<1.0	ND	NS	18.49	0
MW-10D	10/31/2019		NS	<2.0	<2.0	<1.0	<1.0	<5.0	12.7	<1.0	<1.0	1.8	<2.0	<10	<1.0	<1.0	NS	<5.0	<1.0	<2000	<2000	<2000	NS	<1.0	<1.0	<1.0	<1.0	<1.0	<1.0	<1.0	ND	NS	16.8	0
MW-10D	1/23/2020		<2.0	<2.0	<2.0	<1.0	<1.0	<5.0	10.4	<1.0	<1.0	1	<2.0	<10	<1.0	<1.0	<1.0	<5.0	<1.0	<1.0	<1.0	<1.0	<1.0	<1.0	<1.0	<1.0	<1.0	<1.0	<1.0	ND	NS	14.4	0
MW-10D	10/22/2020		<2.0	<2.0	<2.0	<1.0	<1.0	<5.0	11.9	<1.0	<1.0	1.5	<2.0	<10	<1.0	<1.0	<2.0	<5.0	<1.0	<1.0	<1.0	<1.0	<1.0	<1.0	<1.0	<1.0	<1.0	<1.0	<1.0	ND	NS	16.1	0
MW-10D	12/15/2021		<2.0	<2.0	<2.0	<1.0	<1.0	<5.0	20.2	<1.0	<1.0	0.95 J	<2.0	<10	<1.0	<1.0	<5.0	<5.0	<1.0	<1.0	<1.0	<1.0	<1.0	<1.0	<1.0	<1.0	<1.0	<1.0	<1.0	ND	NS	23.82	0
MW-10D	11/9/2022		<2.0	<2.0	<2.0	<1.0	<1.0	<5.0	10.9	<1.0	<1.0	1.8	<2.0	<25	<1.0	<1.0	<5.0	<5.0	<1.0	<1.0	<1.0	<1.0	<1.0	<1.0	<1.0	<1.0	<1.0	<1.0	<1.0	ND	NS	14.6	0
MW-10D	11/10/2023		<2.0	<2.0	<2.0	<1.0	<1.0	<5.0	10.6	<1.0	<1.0	0.47 J	<2.0	<25	<1.0	<1.0	<5.0	<5.0	<1.0	<1.0	<1.0	<1.0	<1.0	<1.0	<1.0	<1.0	<1.0	<1.0	<1.0	ND	0.64/ND*	13.37	0
MW-10D	12/9/2024		<1.0	<1.0	<5.0	<1.0	<1.0	<5.0	11	<1.0	<1.0	<1.0	<1.0	<2.0	<1.0	<1.0	<5.0	<5.0	<1.0	<1.0	<1.0	<1.0	<1.0	<1.0	<1.0	<1.0	<1.0	<1.0	<5.0	<1.0	<0.049	13.5	0
MW-11D	7/26/2006		NS	<1.5	<2.0	<0.5	<2.5	130	677	<1.0	NA	191	<1.5	NS	14.6	<1.0	<3.0	<1.5	<1.5	<1.5	<1.0	NA	<0.5	NS	NS	<2.0	<2.0	<3.0	NS	NS	NS	1022.4	0
MW-11D	8/30/2007		NS	NS	NS	NS	NS	31	610	NS	NA	120	NS	NS	<4.0	NS	NS	NS	NS	NS	NS	NA	NS	NS	NS	<2.3	<2.8	<3.4	<2.1	ND	NS	764.3	0
MW-11D	12/20/2007	DUP	NS	<3.1	NS	NS	NS	<6.5	820	<4.1	NA	93	<4.6	NS	<5.2	<3.5	<4.5	NS	NS	NS	NS	NA	NS	NS	NS	<2.3	<2.8	<3.4	<2.1	ND	NS	913	0
MW-11D	12/20/2007		NS	<3.1	NS	NS	NS	<6.5	890	<4.1	NA	100	<4.6	NS	<5.2	<3.5	<4.5	NS	NS	NS	NS	NA	NS	NS	NS	<1.2	<1.4	<1.7	NS	ND	NS	990	0
MW-11D	3/18/2008		NS	<1.6	NS	NS	NS	11	710	<2.0	NA	73	<2.3	NS	<2.6	<1.8	<2.2	NS	NS	NS	NS	NA	NS	NS	NS	<2.3	<2.8	<3.4	<2.1	ND	NS	794	0
MW-11D	6/20/2008		NS	<3.1	NS	NS	NS	<6.5	1600	<4.1	NA	150	<4.6	NS	<5.2	<3.5	<4.5	NS	NS	NS	NS	NA	NS	NS	NS	<2.9	<3.5	<2.9	<2.1	ND	NS	1750	0
MW-11D	9/16/2008		NS	<1.4	NS	NS	NS	<2.5	390	<4.9	NA	36	<4.5	NS	<6.1	<2.5	<4.8	NS	NS	NS	NS	NA	NS	NS	NS	<14	<18	<14	<10	ND	NS	426	0
MW-11D	12/15/2008		NS	<7.0	<75	NS	NS	44	500	<24	NA	82	<22	NS	<30	<12	<24	NS	NS	NS	NS	NA	NS	NS	NS	<4.0	<5.4	<4.0	NS	ND	NS	626	0
MW-11D	3/30/2009		NS	<7.6	NS	NS	NS	<11	830	<6.8	NA	55	<5.6	NS	<6	<14	<9.8	NS	NS	NS	NS	NA	NS	NS	NS	<0.35	<0.43	<0.43	<0.26	ND	NS	885	0
MW-11D	7/10/2009		NS	<0.75	NS	NS	NS	<0.41	1000	<0.47	NA	68	<0.57	NS	<0.48	<0.22	<0.63	NS	NS	NS	NS	NA	NS	NS	NS	<2.0	<2.7	<2.0	<3.8	ND	NS	1068	0
MW-11D	9/30/2009		NS	<3.8	NS	NS	NS	<5.3	1100	<3.4	NA	58	<2.8	NS	<3.0	<7.1	<4.9	NS	NS	NS	NS	NA	NS	NS	NS	<0.27	<0.30	<0.26	<0.24	ND	NS	1158	0
MW-11D	12/31/2009		NS	<0.29	NS	NS	NS	<0.62	800	<0.30	NA	30	<0.20	NS	<0.33	<0.33	<0.64	NS	NS	NS	NS	NA	NS	NS	NS	<0.50	<0.53	<1.0	<1.2	ND	NS	830.31	0
MW-11D	3/6/2010	DUP	NS	<0.91	NS	NS	NS	<0.70	800	<1.1	NA	38	<1.5	NS	<0.83	<2.0	<2.8	NS	NS	NS	NS	NA	NS	NS	NS	<1.0	<1.1	<2.0	<2.4	ND	NS	838	0
MW-11D	3/6/2010		NS	<1.8	NS	NS	NS	<1.4	810	<2.2	NA	41	<3.0	NS	<1.7	<4.0	<5.6	NS	NS	NS	NS	NA	NS	NS	NS	<1.8	<2.2	<2.2	<1.3	ND	NS	851	0
MW-11D	6/12/2010	DUP	NS	<3.8	NS	NS	NS	<2.0	770	<2.4	NA	34	<2.8	NS	<2.4	<1.1	<3.2	NS	NS	NS	NS	NA	NS	NS	NS	<0.35	<0.43	<0.43	<0.26	ND	NS	804	0
MW-11D	6/12/2010		NS	<0.75	NS	NS	NS	<0.41	800	<0.47	NA	38	<0.57	NS	<0.48	<0.22	<0.63	NS	NS	NS	NS	NA	NS	NS	NS	<2.1	<2.0	<2.0	<2.5	ND	NS	838	0
MW-11D	8/4/2010		NS	<6.7	NS	NS	NS	<20	550	<3.4	NA	26	<4.0	NS	<2.8	<2.4	<7.8	NS	NS	NS	NS	NA	NS	NS	NS	<2.1	<2.0	<2.0	<2.5	ND	NS	576	0
MW-11D	10/15/2010		NS	<6.7	NS	NS	NS	<20	706	<3.4	NA	28.4	<4.0	NS	<2.8	<2.4	<7.8	NS	NS	NS	NS	NA	NS	NS	NS	<2.0	<2.0	4.4	<3.4	ND	NS	734.4	4.4
MW-11D	2/28/2011		NS	<5.0	NS	NS	NS	22.7	1100	<3.5	NA	36.6	<5.0	NS	<2.2	<2.0	<5.0	NS	NS	NS	NS	NA	NS	NS	NS	<4.0	<4.0	<4.0	<6.8	ND	NS	1159.3	0
MW-11D	5/27/2011		NS	<10	NS	NS	NS	<40	755	<7.0	NA	24.2	<10	NS	<4.4	<4.0	<10	NS	NS	NS	NS	NA	NS	NS	NS	<2.0	<2.0	<2.0	<3.4	ND	NS	779.2	0
MW-11D	8/24/2011		NS	<5.0	NS	NS	NS	<20	761	<3.5	NA	23.5	<5.0	NS	<2.2	<2.0	<5.0	NS	NS	NS	NS	NA	NS	NS	NS	<2.0	<2.0	<2.0	<3.4	ND	NS	784.5	0
MW-11D	11/15/2011		NS	<5.0	NS	NS	NS	<20	803	<3.5	NA	19.6	<5.0	NS	<2.2	<2.0	<5.0	NS	NS	NS	NS	NA	NS	NS	NS	<0.2	<0.2	<0.2	<0.34	ND	NS	822.6	0
MW-11D	2/28/2012		NS	<0.5	NS	NS	NS	<2.0	591	<0.35	NA	24.2	<0.5	NS	<0.22	<0.2	<0.5	NS	NS	NS	NS	NA	NS	NS	NS	<1.0	<1.0	<1.0	<1.7	ND	NS	615.49	0
MW-11D	4/23/2012		NS	<2.5	NS	NS	NS	<10	626	<1.8	NA	20.8	<2.5	NS	<1.1	<1.0	<2.5	NS	NS	NS	NS	NA	NS	NS	NS	<1.0	<1.0	<1.0	<1.7	ND	NS	646.8	0
MW-11D	8/20/2012		NS	<2.5	NS	NS	NS	<10	342	<1.8	NA	8.5	<2.5	NS	<1.1	<1.0	<2.5	NS	NS	NS	NS	NA	NS	NS	NS	<0.42	<0.40	<0.58	<0.42	ND	NS	350.5	0
MW-11D	11/14/2012		NS	<1.0	NS	NS	NS	<4.0	160	<0.46	NA	4.7	<1.0	NS	<0.88	<0.69	<1.6	NS	NS	NS	NS	NA	NS	NS	NS	<0.21	<0.2	<0.29	<0.21	ND	NS	164.7	0
MW-11D	3/4/2013		NS	<0.5	NS	NS	NS	<2.0	95.9	<0.23	NA	3.5	<0.5	NS	<0.44	<0.34	<0.79	NS	NS	NS	NS	NA	NS	NS	NS	<0.21	<0.2	<0.29	<0.21	ND	NS	99.4	0
MW-11D	6/11/2013		NS	<0.5	NS	NS	NS	<2.0	65.2	<0.23	NA	1.7	<0.5	NS	<0.44	<0.34	<0.79	NS	NS	NS	NS	NA	NS	NS	NS	<0.21	<0.2	<0.29	<0.21	ND	NS	66.9	0
MW-11D	8/27/2013		NS	<0.5	NS	NS	NS	<2.0	94	<0.23	NA	2.4	<0.5	NS	<0.44	<0.34	<0.79	NS	NS	NS	NS	NA	NS	NS	NS	<0.21	<0.2	<0.29	<0.21	ND	NS	96.69	0
MW-11D	12/13/2013		NS	<0.5	NS	NS	NS	<2.0	90.2	<0.23	NA	2.1	<0.5	NS	<0.44	<0.34	<0.79	NS	NS	NS	NS	NA	NS	NS	NS	<0.24	<0.2	<0.28	<0.20	ND	NS	92.3	0
MW-11D	3/19/2014		NS	<0.33	NS	NS	NS	<2.0	99.9	<0.34	NA	3.9	<0.5	NS	<0.33	<0.38	<0.54	NS	NS	NS	NS	NA	NS	NS	NS	<0.24	<0.2	<0.28	0.35	ND	NS	103.8	0.4
MW-11D	6/17/2014		NS	<0.33	NS	NS	NS	<3.0	183	<0.34	NA	5	<0.5	NS	<0.33	<0.38	<0.54	NS	NS	NS	NS	NA	NS	<5.0	<5.0	<0.50	<1.0	<1.0	NA	NA	NS	188	0
MW-11D	12/9/2014		NS	<2.0	<5.0	<5.0	<5.0	<2.0	300	<1.0	NA	5.6	<1.0	NS	<1.0	<1.0	<2.0	<5.0	<5.0	<5.0	<5.0	NA	<5.0	NS	NS	<1.3	<1.3	<1.3	<1.3	NS	NS	305.6	0
MW-11D	3/13/2015	DUP	NS	<2.5	NS	NS	NS	<6.3	105	<1.3	NA	2.6	<2.5	NS	<1.3	<1.3	<2.5	NS	NS	NS	NS	NA	NS	NS	NS	<1.0	<1.0	<1.0	<1.0	NS	NS	127.62	0
MW-11D	3/13/2015		NS	<2.0	NS	NS	NS	<5.0	437	<1.0	NA	8.4	<2.0	NS	<1.0	<1.0	<2.0	NS	NS	NS	NS	NA	NS	NS	NS	<5.0	<5.0	<5.0	<5.0	NS	NS	445.4	0
MW-11D	6/4/2015		NS	<10	NS	NS	NS	<25	452	<5.0	<5.0	8.3	<10	NS	<5.0	<5.0	<10	NS	NS	NS	NS	NA	NS	NS	NS	<5.0	<5.0	<5.0	<5.0	NS	NS	460.3	0
MW-11D	8/15/2015		NS	<10	NS	NS	NS	<25	462	<5.0	<5.0	6.7	<10	NS	<5.0	<5.0	<10	NS	NS	NS	NS	NA	NS	NS	NS	<5.0	<5.0	<5.0	<5.0	NS	NS	468.7	0
MW-11D	12/19/2015		NS	<10	NS	NS	NS	<25	479	<5.0	<5.0	5.7	<10	NS	<5.0	<5.0	<10	NS	NS	NS	NS	NA	NS	NS	NS	<1.0	<1.0	<1.0	<1.0	NS	NS	484.7	0
MW-11D	3/20/2016		NS	<2.0	NS	NS	NS	<5.0	565	<1.0	<1.0	6.6	<2.0	NS	<1.0	<1.0	<2.0	NS	NS	NS	NS	NA	NS	<10	<10	<10	<10	<10	<10	ND	NS	571.6	0
MW-11D	6/16/2016		<20	<20	<20	<10	<10	<50	497	<10	<10	4.6	<20	<100	<10	<10	<20	<50	<10	<10	<10	NA	<10	<5.0	<5.0	<5.0	<5.0	<5.0	<5.0	ND	NS	501.6	0
MW-11D	9/23/2016		<10	<10	<10	<5.0	<5.0	<25	649	<5.0	<5.0	7	<10	<50	<5.0	<5.0	<10	<25	<5.0	<5.0	<5.0	NA	<5.0	<10	<10	<10	<10	<10	<10	ND	NS	656	0
MW-11D	1/21/2017		<20	<20	<20	<10	<10	<50	610	<10	<10	5.2	<20	<100	<10	<10	<20	<50	<10	<10	<10	NA	<10	<2.0	<2.0	<0.50	<1.0	<1.0	<1.0	ND	NS	615.2	0
MW-11D	3/24/2017		<1.0	<2.0	<2.0	<1.0	<2.0	<2.0	455	<1.0	<1.0	4.3	<2.0	<10	<1.0	<1.0	<2.0	<5.0	<2.0	<2.0	<2.0	<2.0	<1.0	<5.0	<5.0	<5.0	<5.0	<5.0	<5.0	ND	NS	459.56	0
MW-11D	7/2/2017		<10	<10	<10	<5.0	<5.0	<25	332	<5.0	<5.0	3.2	<10	<50	<5.0	<5.0	<10	<25	<5.0	<5.0	<5.0	<5.0	<5.0	<5.0	<5.0	<5.0	<5.0	<5.0	<5.0	ND	NS	337.4	0
MW-11D	9/21/2017		<10	<10	<10	<5.0	<5.0	<25	384	<5.0	<5.0	3.3	<10	<50	<5.0	<5.0	<10	<25	<5.0	<5.0	<5.0	<5.0	<5.0	<5.0	<5.0	<1.0	<20	<1.0	<1.0	ND	NS	387.3	0
MW-11D	1/11/2018	DUP	<2.0	<2.0	<2.0	<1.0	<1.0	<5.0	423	<1.0	<1.0	3.5	<2.0	<10	<1.0	<1.0	<2.0	<5.0	<1.0	<1.0	<1.0	<1.0	<1.0	<1.0	<1.0	<1.0	<1.0	<1.0	<1.0	ND	NS	426.8	0
MW-11D	1/11/2018		<2.0	<2.0	<2.0	<1.0	<1.0	<5.0	328	<1.0	<1.0	3.1	<2.0	<10	<1.0	<1.0	<2.0	<5.0	<1.0	<1.0	<1.0	<1.0	<1.0	<1.0	<1.0	<5.0	<5.0	<5.0	<5.0	ND	NS	331.1	0
MW-11D	3/14/2018		<10	<10	<10	<5.0	<5.0	<25	336	<5.0	<5.0	2.1	<10	<50	<5.0	<5.0	<10	<25	<5.0	<5.0	<5.0	<5.0	<5.0	<2.0	<2.0	<2.0	<2.0	<2.0	<2.0	ND	NS	338.1	0

Appendix A
Groundwater Analytical Results - February 2003 - December 2024 (µg/L)
Perma-Fix of South Georgia Inc., Valdosta, GA

			Chlorinated and Non-Chlorinated VOCs																							Aromatic/						Total VOCs	
Sample Location	Sample Date	QA/QC Reference	Dibromomethane	Dichlorodifluoromethane (DCDFM) (difluorodichloromethane)	Hexachlorobutadiene	Isopropylbenzene	4-Isopropyltoluene (p-Isopropyltoluene)	Methylene Chloride	Tetrachloroethene (PCE)	Trans-1,2-Dichloroethene	Trans-1,3-Dichloropropene	Trichloroethene (TCE)	Trichlorofluoromethane	Vinyl Acetate	Vinyl Chloride	Bromoform	Bromomethane	Naphthalene	N-Propylbenzene	N-Butylbenzene	Sec-Butylbenzene	Tert-Butylbenzene	Styrene	1,2,4-Trimethylbenzene	1,3,5-Trimethylbenzene	Benzene	Toluene	Ethylbenzene	Methyl Tert-Butyl Ether	Total Xylenes	Heptachlor	Total Chlorinated and Non Chlorinated VOCs1	Total Aromatic/Hydrocarbon VOCs
	Current GW Standard		1 [b]	1 [b]	50 [a]	1 [b]	1 [b]	5 [a]	5 [a]	100 [a]	1 [b]	5 [a]	1 [b]	2 [b]	2 [a]	80 [a]	5 [b]	5 [b]	1 [b]	1 [b]	1 [b]	1 [b]	100 [a]	1 [b]	1 [b]	5 [a]	1000 [a]	700 [a]	5 [b]	10000 [a]	0.4 [a]	---	---
MW-11D	6/27/2018		<4,0	<4.0	<4.0	<2.0	<2.0	<10	223	<2.0	<2.0	1.7 J	<4,0	<20	<2.0	<2.0	<4.0	<10	<2.0	<2.0	<2.0	<2.0	<2.0	<2.5	<2.5	<2,5	<2.5	<2.5	<2.5	ND	NS	225.32	0
MW-11D	10/19/2018		<5.0	<5.0	<5.0	<2.5	<2.5	<13	235	<2.5	<2.5	2	<5.0	<25	<2.5	<2.5	<5.0	<13	<2.5	<2.5	<2.5	<2.5	<2.5	<2.0	<2.0	<2.0	<2.0	<2.0	<2.0	ND	NS	241.3	0
MW-11D	1/23/2019		<4	<4	<4.0	<2.0	<2.0	<10	194	<2.0	<2.0	1.6 J	<4.0	<20	<2.0	<2.0	<4.0	<10	<2.0	<2.0	<2.0	<2.0	<2.0	<2.0	<2.0	<2.0	1.5 J	<2.0	<2.0	ND	NS	195.6	1.5
MW-11D	4/24/2019		<4,0	<4,0	<4,0	<2,0	<2,0	<10	420	<2,0	<2,0	3,4	<4,0	<20	<2,0	<2,0	<4,0	<10	<2,0	<2,0	<2,0	<2,0	<2,0	<0,2	<0,2	<0,2	<0,2	<0,3	1,2	ND	NS	425,8	1,2
MW-11D	8/1/2019		<10	<10	<10	<5,0	<5,0	<25	372	<5,0	<5,0	3,4	<10	<50	<5,0	<5,0	<10	<25	<5,0	<5,0	<5,0	<5,0	<5,0	<5,0	<5,0	<5,0	<5,0	<5,0	<5,0	ND	NS	395,7	0
MW-11D	10/31/2019		<10	<10	<10	<5,0	<5,0	<25	318	<5,0	<5,0	3,2	<10	<50	<5,0	<5,0	<10	<25	<5,0	<5,0	<5,0	<5,0	<5,0	<5,0	<5,0	<5,0	<5,0	<5,0	<5,0	ND	NS	322,6	0
MW-11D	1/23/2020		<2.0	<2.0	<2.0	<1.0	<1.0	<5.0	190	<1,0	<1,0	2.8	<2.0	<10	<1.0	<1.0	<1.0	<5,0	<1.0	<1.0	<1.0	<1.0	<1.0	<1.0	<1.0	<1.0	4	<1.0	<1.0	ND	NS	205,61	4
MW-11D	10/22/2020		<4.0	<4.0	<4.0	<2.0	<2.0	<10	274	<2.0	<2.0	2	<4,0	<20	<2.0	<2.0	<4.0	<10	<2.0	<2.0	<2.0	<2.0	<2.0	<2.0	<2.0	<2,0	2.6	<2.0	<2.0	ND	NS	281.5	2.6
MW-11D	4/23/2021		<4.0	<4.0	<4.0	<2.0	<2.0	<10	223	<2.0	<2.0	1.4	<4.0	<20	<2.0	<2.0	<4.0	<10	<2.0	<2.0	<2.0	<2.0	<2.0	<2.0	<2.0	<2,0	0.71 J	<2.0	<2.0	ND	NS	228.05	0.71
MW-11D	12/15/2021		<10	<10	<10	<5,0	<5,0	<25	305	<5,0	<5,0	2,1 J	<10	<50	<5,0	<5,0	<25	<25	<5,0	<5,0	<5,0	<5,0	<5,0	<5,0	<5,0	<5,0	<5,0	<5,0	<5,0	ND	NS	308,5	0
MW-11D	5/19/2022		<10	<10	<10	<5,0	<5,0	<25	146	<5,0	<5,0	<5,0	<10	<50	<5,0	<5,0	<25	<25	<5,0	<5,0	<5,0	<5,0	<5,0	<5,0	<5,0	<5,0	<5,0	<5,0	<5,0	ND	NS	146	0
MW-11D	11/10/2022		<10	<10	<4.0	<5,0	<5,0	<10	152	<5,0	<5,0	<5,0	<10	<20	<5,0	<5,0	<25	<25	<5,0	<2,0	<5,0	<2,0	<5,0	<5,0	<2,0	<5,0	<5,0	<5,0	<5,0	ND	NS	155,1	0
MW-11D	4/20/2023		<10	<10	<10	<5,0	<5,0	<25	223	<5,0	<5,0	<5,0	<10	<50	<5,0	<5,0	<25	<25	<5,0	<5,0	<5,0	<5,0	<5,0	<5,0	<5,0	<5,0	<5,0	<5,0	<5,0	ND	ND	181	0
MW-11D	12/13/2023		<5,0	<5,0	<5,0	<2,5	<2,5	9.5 JB	181	<2,5	<2,5	2,5	<5,0	<25	<2,5	<2,5	<5,0	<13	<2,5	<2,5	<2,5	<2,5	<2,5	<2,5	<2,5	<2,5	<2,5	<2,5	<2,5	ND	ND	190,5	0
MW-11D	5/2/2024		<2.0	<2.0	<10	<2.0	<2.0	<10	220	<2.0	<2.0	<2.0	<2.0	<4.0	<2.0	<2.0	<10	<10	<2.0	<2.0	<2.0	<2.0	<2.0	<2.0	<2.0	<2,0	<2.0	<2.0	<10	ND	ND	220	0
MW-11D	12/10/2024		<1.0	<1.0	<5.0	<1.0	<1.0	<5.0	150	<1.0	<1.0	<1.0	<1.0	<2.0	<1.0	<1.0	<5.0	<5.0	<1.0	<1.0	<1.0	<1.0	<1.0	<1.0	<1.0	<1,0	<1.0	<1.0	<5.0	<1.0	<0.053	150	0
MW-12D	7/20/2006		NS	<0,3	<0,4	<0,1	<0,5	<2,0	1,1	<0,2	NA	<0,3	<0,3	NS	<0,4	<0,2	<0,6	<0,3	<0,3	<0,3	<0,2	NA	0,2	NS	NS	<0,2	<0,2	<0,3	NS	NS	NS	1,3	0
MW-12D	8/30/2007		NS	NS	NS	NS	NS	<2.0	0.7	NS	NA	1	NS	NS	<0,4	NS	NS	NS	NS	NS	NS	NA	NS	NS	NS	<0,2	<0,3	<0,3	2,1	ND	NS	1,7	2,1
MW-12D	12/20/2007		NS	<0,3	NS	NS	NS	<0,7	0,9	<0,4	NA	<0,3	<0,5	NS	<0,5	<0,4	<0,5	NS	NS	NS	NS	NA	NS	NS	NS	<0,23	<0,28	<0,34	NS	ND	NS	0,9	0
MW-12D	3/18/2008		NS	<0,31	NS	NS	NS	1,7	1,3	<0,41	NA	<0,26	<0,46	NS	<0,52	<0,35	<0,45	NS	NS	NS	NS	NA	NS	NS	NS	<0,23	<0,28	<0,34	2,6	ND	NS	3,69	2,6
MW-12D	6/20/2008		NS	<0,31	NS	NS	NS	<0,65	1,1	<0,41	NA	<0,26	<0,46	NS	<0,52	<0,35	<0,45	NS	NS	NS	NS	NA	NS	NS	NS	<0,29	<0,35	<0,29	1,3	ND	NS	1,1	1,3
MW-12D	9/23/2008		NS	<0,14	NS	NS	NS	<0,25	0,9	<0,49	NA	<0,50	<0,45	NS	<0,61	<0,25	<0,48	NS	NS	NS	NS	NA	NS	NS	NS	<0,29	<0,35	<0,29	1,7	ND	NS	0,9	1,7
MW-12D	12/15/2008		NS	<0,14	<1,5	NS	NS	<0,25	2,5	<0,49	NA	1,1	<0,45	NS	<0,61	<0,25	<0,48	NS	NS	NS	NS	NA	NS	NS	NS	<0,2	<0,27	<0,2	NS	ND	NS	5,6	0
MW-12D	3/30/2009		NS	<0,38	NS	NS	NS	<0,53	0,56	<0,34	NA	<0,38	<0,28	NS	<0,3	<0,71	<0,49	NS	NS	NS	NS	NA	NS	NS	NS	<0,2	<0,27	<0,2	NS	ND	NS	0,56	0
MW-12D	3/30/2009		NS	<0,38	NS	NS	NS	<0,53	0,61	<0,34	NA	<0,38	<0,28	NS	<0,3	<0,71	<0,49	NS	NS	NS	NS	NA	NS	NS	NS	<0,35	<0,43	<0,43	<0,26	ND	NS	0,61	0
MW-12D	7/10/2009		NS	<0,75	NS	NS	NS	<0,41	1,7	<0,47	NA	<0,39	<0,57	NS	<0,48	<0,22	<0,63	NS	NS	NS	NS	NA	NS	NS	NS	<0,20	<0,27	<0,20	1,1	ND	NS	1,7	1,1
MW-12D	9/30/2009		NS	<0,38	NS	NS	NS	<0,53	2,1	<0,34	NA	<0,38	<0,28	NS	<0,30	<0,71	<0,49	NS	NS	NS	NS	NA	NS	NS	NS	<0,27	<0,30	<0,26	1,2	ND	NS	2,1	1,2
MW-12D	12/31/2009		NS	<0,29	NS	NS	NS	<0,62	3	<0,30	NA	<0,24	<0,20	NS	<0,33	<0,33	<0,64	NS	NS	NS	NS	NA	NS	NS	NS	<0,050	<0,053	<0,10	1	ND	NS	3	1
MW-12D	3/6/2010		NS	<0,091	NS	NS	NS	<0,070	2	<0,11	NA	<0,13	<0,15	NS	<0,083	<0,20	<0,28	NS	NS	NS	NS	NA	NS	NS	NS	<0,35	<0,43	<0,43	<0,68	ND	NS	2	0
MW-12D	5/29/2010		NS	<0,75	NS	NS	NS	<0,41	2,6	<0,47	NA	<0,39	<0,57	NS	<0,48	<0,22	<0,63	NS	NS	NS	NS	NA	NS	NS	NS	<0,21	<0,2	<0,2	0,75	ND	NS	2,6	0,8
MW-12D	8/4/2010		NS	<0,67	NS	NS	NS	<2,0	2,2	<0,34	NA	0,36	<0,4	NS	<0,28	<0,24	<0,78	NS	NS	NS	NS	NA	NS	NS	NS	<0,21	<0,2	<0,2	0,67	ND	NS	2,56	0,7
MW-12D	10/15/2010		NS	<0,67	NS	NS	NS	<2,0	3,2	<0,34	NA	<0,24	<0,4	NS	<0,28	<0,24	<0,78	NS	NS	NS	NS	NA	NS	NS	NS	<0,20	<0,20	<0,20	0,46	ND	NS	3,2	0,5
MW-12D	2/28/2011		NS	<0,50	NS	NS	NS	<2,0	1,9	<0,35	NA	<0,26	<0,50	NS	<0,22	<0,20	<0,50	NS	NS	NS	NS	NA	NS	NS	NS	<0,20	<0,20	<0,20	0,35	ND	NS	1,9	0,4
MW-12D	5/27/2011		NS	<0,50	NS	NS	NS	<2,0	3,2	<0,35	NA	<0,26	<0,50	NS	<0,22	<0,20	<0,50	NS	NS	NS	NS	NA	NS	NS	NS	<0,2	<0,2	<0,2	<0,34	ND	NS	3,6	0
MW-12D	8/24/2011		NS	<0,5	NS	NS	NS	<2,0	4	<0,35	NA	0,47	<0,5	NS	<0,22	<0,2	<0,5	NS	NS	NS	NS	NA	NS	NS	NS	<0,2	<0,2	<0,2	<0,34	ND	NS	4,9	0
MW-12D	11/15/2011		NS	<0,5	NS	NS	NS	<2,0	1,9	<0,35	NA	<0,26	<0,5	NS	<0,22	<0,2	<0,5	NS	NS	NS	NS	NA	NS	NS	NS	<0,2	<0,2	<0,2	<0,34	ND	NS	1,9	0
MW-12D	2/28/2012		NS	<0,5	NS	NS	NS	<2,0	1,5	<0,35	NA	<0,26	<0,5	NS	<0,22	<0,2	<0,5	NS	NS	NS	NS	NA	NS	NS	NS	<0,2	<0,2	<0,2	<0,34	ND	NS	1,5	0
MW-12D	4/23/2012		NS	<0,5	NS	NS	NS	<2,0	1,9	<0,35	NA	<0,26	<0,5	NS	<0,22	<0,2	<0,5	NS	NS	NS	NS	NA	NS	NS	NS	<0,2	<0,2	<0,2	<0,34	ND	NS	2,21	0
MW-12D	8/20/2012		NS	<0,5	NS	NS	NS	<2,0	1,8	<0,35	NA	<0,26	<0,5	NS	<0,22	<0,2	<0,5	NS	NS	NS	NS	NA	NS	NS	NS	<0,21	<0,2	<0,29	0,25	ND	NS	1,8	0,3
MW-12D	11/14/2012		NS	<0,5	NS	NS	NS	<2,0	1,8	<0,23	NA	<0,31	<0,5	NS	<0,44	<0,34	<0,79	NS	NS	NS	NS	NA	NS	NS	NS	<0,21	<0,2	<0,29	<0,21	ND	NS	2,35	0
MW-12D	3/4/2013		NS	<0,5	NS	NS	NS	<2,0	1,5	<0,23	NA	<0,31	<0,5	NS	<0,44	<0,34	<0,79	NS	NS	NS	NS	NA	NS	NS	NS	<0,21	<0,2	<0,29	<0,21	ND	NS	1,5	0
MW-12D	6/12/2013	DUP	NS	<0,5	NS	NS	NS	<2,0	0,9	<0,23	NA	<0,31	<0,5	NS	<0,44	<0,34	<0,79	NS	NS	NS	NS	NA	NS	NS	NS	<0,21	<0,2	<0,29	<0,21	ND	NS	0,9	0
MW-12D	6/12/2013		NS	<0,5	NS	NS	NS	<2,0	0,97	<0,23	NA	<0,31	<0,5	NS	<0,44	<0,34	<0,79	NS	NS	NS	NS	NA	NS	NS	NS	<0,21	<0,2	<0,29	<0,21	ND	NS	0,97	0
MW-12D	8/28/2013		NS	<0,5	NS	NS	NS	<2,0	0,87	<0,23	NA	<0,31	<0,5	NS	<0,44	<0,34	<0,79	NS	NS	NS	NS	NA	NS	NS	NS	<0,21	<0,2	<0,29	<0,21	ND	NS	1,28	0
MW-12D	12/10/2013		NS	<0,5	NS	NS	NS	<2,0	0,76	<0,23	NA	<0,31	<0,5	NS	<0,44	<0,34	<0,79	NS	NS	NS	NS	NA	NS	NS	NS	<0,24	<0,2	<0,28	<0,20	ND	NS	0,76	0
MW-12D	3/18/2014		NS	<0,33	NS	NS	NS	<2,0	0,6	<0,34	NA	<0,30	<0,5	NS	<0,33	<0,38	<0,54	NS	NS	NS	NS	NA	NS	NS	NS	<0,24	<0,2	<0,28	<0,20	ND	NS	0,6	0
MW-12D	6/16/2014		NS	<0,33	NS	NS	NS	<2,0	0,69	<0,34	NA	<0,30	<0,5	NS	<0,33	<0,38	<0,54	NS	NS	NS	NS	NA	NS	<5,0	<5,0	<0,50	<1,0	<1,0	NA	NA	NS	0,7	0
MW-12D	12/7/2014		NS	<2,0	<5,0	<5,0	<5,0	<2,0	<1,0	<1,0	NA	<1,0	<1,0	NS	<1,0	<1,0	<2,0	<5,0	<5,0	<5,0	<5,0	NA	<5,0	NS	NS	<1,0	<1,0	<1,0	<1,0	NS	NS	0	0
MW-12D	3/11/2015		NS	<2,0	NS	NS	NS	<5,0	<1,0	<1,0	NA	<1,0	<2,0	NS	<1,0	<1,0	<2,0	NS	NS	NS	NS	NA	NS	NS	NS	<1,0	<1,0	<1,0	<1,0	NS	NS	0	0
MW-12D	6/2/2015		NS	<2,0	NS	NS	NS	<5,0	0,43	<1,0	<1,0	<1,0	<2,0	NS	<1,0	<1,0	<2,0	NS	NS	NS	NS	NA	NS	NS	NS	<1,0	<1,0	<1,0	<1,0	NS	NS	0,4	0
MW-12D	8/13/2015	DUP	NS	<2,0	NS	NS	NS	<5,0	<1,0	<1,0	<1,0	<1,0	<2,0	NS	<1,0	<1,0	<2,0	NS	NS	NS	NS	NA	NS	NS	NS	<1,0	<1,0	<1,0	<1,0	NS	NS	0	0
MW-12D	8/13/2015		NS	<2,0	NS	NS	NS	<5,0	0,37	<1,0	<1,0	<1,0	<2,0	NS	<1,0	<1,0	<2,0	NS	NS	NS	NS	NA	NS	NS	NS	<1,0	<1,0	<1,0	<1,0	NS	NS	0,4	0
MW-12D	12/17/2015	DUP	NS	<2,0	NS	NS	NS	<5,0	<1,0	<1,0	<1,0	<1,0	<2,0	NS	<1,0	<1,0	<2,0	NS	NS	NS	NS	NA	NS	NS	NS	<1,0	<1,0	<1,0	<1,0	NS	NS	0	0
MW-12D	12/17/2015		NS	<2,0	NS	NS	NS	<5,0	0,39	<1,0	<1,0	<1,0	<2,0	NS	<1,0	<1,0	<2,0	NS	NS	NS	NS	NA	NS	NS	NS	<1,0	<1,0	<1,0	<1,0	NS	NS	0,39	0
MW-12D	3/17/2016		NS	<2,0	NS	NS	NS	<5,0	0,71	<1,0	<1,0	<1,0	<2,0	NS	<1,0	<1,0	<2,0	NS	NS	NS	NS	NA	NS	<1,0	<1,0	<1,0	<1,0	<1,0	<1,0	ND	NS	0,71	0
MW-12D	6/15/2016	DUP	<2,0	<2,0	<2,0	<1,0	<1,0	<5,0	0,72	<1,0	<1,0	<1,0	<2,0	<10	<1,0	<1,0	<2,0	<5,0	<1,0	<1,0	<1,0	NA	<1,0	<1,0	<1,0	<1,0	<1,0	<1,0	<1,0	ND	NS	0,72	0
MW-12D	6/15/2016		<2,0	<2,0	<2,0	<1,0	<1,0	<5,0	0,65	<1,0	<1,0	<1,0	<2,0	<10	<1,0	<1,0	<2,0	<5,0	<1,0	<1,0	<1,0	NA	<1,0	<1,0	<1,0	<1,0	<1,0	<1,0	<1,0	ND	NS	0,65	0
MW-12D	9/22/2016		<2,0	<2,0	<2,0	<1,0	<1,0	<5,0	0,87	<1,0	<1,0	<1,0	<2,0	<10	<1,0	<1,0	<2,0	<5,0	<1,0	<1,0	<1,0	NA	<1,0	<1,0	<1,0	<1,0	<1,0	<1,0	0,36	ND	NS	0,87	0,4
MW-12D	1/19/2017		<2,0	<2,0	<2,0	<1,0	<1,0	<5,0	0,45	<1,0	<1,0	<1,0	<2,0	<10	<1,0	<1,0	<2,0	<5,0	<1,0	<1,0	<1,0	NA	<1,0	<2,0	<2,0	<0,50	<1,0	<1,0	<1,0	ND	NS	0,45	0
MW-12D	3/23/2017		<1,0	<2,0	<2,0	<1,0	<2,0	<2,0	0,44	<1,0	<1,0	<1,0	<2,0	<10	<1,0	<1,0	<2,0	<5,0	<2,0	<2,0	<2,0	<2,0	<1,0	<1,0	<1,0	<1,0	<1,0	<1,0	0,36	ND	NS	0,44	0,4
MW-12D	6/30/2017		<2,0	<2,0	<2,0	<1,0	<1,0	<5,0	0,5	<1,0	<1,0	<1,0	<2,0	<10	<1,0	<1,0	<2,0	<5,0	<1,0	<1,0	<1,0	<1,0	<1,0	<1,0	<1,0	<1,0	<1,0	<1,0	0,37	ND	NS	0,5	0,4
MW-12D	9/20/2017		<2,0	<2,0	<2,0	<1,0	<1,0	<5,0	0,5	<1,0	<1,0	<1,0	<2,0	<10	<1,0	<1,0	<2,0	<5,0	<1,0	<1,0	<1,0	<1,0	<1,0	<1,0	<1,0	<1,0	<1,0	<1,0	0,39	ND	NS	0,5	0,4
MW-12D	1/9/2018		<2,0	<2,0	<2,0	<1,0	<1,0	<5,0	0,42	<1,0	<1,0	<1,0	<2,0	<10	<1,0	<1,0	<2,0	<5,0	<1,0	<1,0	<1,0	<1,0	<1,0	<1,0	<1,0	<1,0	<1,0	<1,0	0,35	ND	NS	0,42	0,4
MW-12D	3/14/2018		<2,0	<2,0	<2,0	<1,0	<1,0	<5,0	0,44	<1,0	<1,0	<1,0	<2,0	<10	<1,0	<1,0	<2,0	<5,0	<1,0	<1,0	<1,0	<1,0	<1,0	<1,0	<1,0	<1,0	<1,0	<1,0	0,33 J	ND	NS	0,44	0,3
MW-12D	6/27/2018		<2,0	<2,0	<2,0	<1,0	<1,0	<5,0	0,52 J	<1,0	<1,0	<1,0	<2,0	<10	<1,0	<1,0	<2,0	<5,0	<1,0	<1,0	<1,0	<1,0	<1,0	<1,0	<1,0	<1,0	<1,0	<1,0	0,25 J	ND	NS	0,52	0,3
MW-12D	10/17/2018		<2,0	<2,0	<2,0	<1,0	<1,0	<5,0	0,48 J	<1,0	<1,0	<1,0	<2,0	<10	<1,0	<1,0	<2,0	<5,0	<1,0	<1,0	<1,0	<1,0	<1,0	<1,0	<1,0	<1,0	<1,0	<1,0	<1,0	ND	NS	0,48	0
MW-12D	1/23/2019		<2,0	<2,0	<2,0	<1,0	<1,0	<5,0	0,4 J	<1,0	<1,0	<1,0	<2,0	<10	<1,0	<1,0	<2,0	<5,0	<1,0	<1,0	<1,0	<1,0	<1,0	<1,0	<1,0	<1,0	<1,0	<1,0	<1,0	ND	NS	0,4	0
MW-12D	4/24/2019		<2,0	<2,0	<2,0	<1,0	<1,0	<5,0	0,6 J	<1,0	<1,0	<1,0	<2,0	<10	<1,0	<1,0	<2,0	<5,0	<1,0	<1,0	<1,0	<1,0	<1,0	<1,0	<10	<10	<15	<10	ND	NS	0,6	0
MW-12D	7/31/2019		<2,0	<2,0	<2,0	<1,0	<1,0	<5,0	0,62	<1,0	<1,0	0,51	<2,0	<10	<1,0	<1,0	<2,0	<5,0	<1,0	<1,0	<1,0	<1,0	<1,0	<1,0	<1,0	<1,0	<1,0	<1,0	<1,0	ND	NS	1,13	0
MW-12D	10/30/2019		<2,0	<2,0	<2,0	<1,0	<1,0	<5,0	0,51	<1,0	<1,0	<1,0	<2,0	<10	<1,0	<1,0	<2,0	<5,0	<1,0	<1,0	<1,0	<1,0	<1,0	<1,0	<1,0	<1,0	<1,0	<1,0	<1,0	ND	NS	1,28	0
MW-12D	1/23/2020		<2,0	<2,0	<2,0	<1,0	<1,0	<5,0	0,52	<1,0	<1,0	<1,0	<2,0	<10	<1,0	<1,0	<2,0	<5,0	<1,0	<1,0	<1,0	<1,0	<1,0	<1,0	<1,0	<1,0	<1,0	<1,0	<1,0	ND	NS	1,28	0

Appendix A
Groundwater Analytical Results - February 2003 - December 2024 (µg/L)
Perma-Fix of South Georgia Inc., Valdosta, GA

			Chlorinated and Non-Chlorinated VOCs																							Aromatic/						Total VOCs	
Sample Location	Sample Date	QA/QC Reference	Dibromomethane	Dichlorodifluoromethane (DCDFM) (difluorodichloromethane)	Hexachlorobutadiene	Isopropylbenzene	4-Isopropyltoluene (p-Isopropyltoluene)	Methylene Chloride	Tetrachloroethene (PCE)	Trans-1,2-Dichloroethene	Trans-1,3-Dichloropropene	Trichloroethene (TCE)	Trichlorofluoromethane	Vinyl Acetate	Vinyl Chloride	Bromoform	Bromomethane	Naphthalene	N-Propylbenzene	N-Butylbenzene	Sec-Butylbenzene	Tert-Butylbenzene	Styrene	1,2,4-Trimethylbenzene	1,3,5-Trimethylbenzene	Benzene	Toluene	Ethylbenzene	Methyl Tert-Butyl Ether	Total Xylenes	Heptachlor	Total Chlorinated and Non Chlorinated VOCs1	Total Aromatic/Hydrocarbon VOCs
	Current GW Standard		1 [b]	1 [b]	50 [a]	1 [b]	1 [b]	5 [a]	5 [a]	100 [a]	1 [b]	5 [a]	1 [b]	2 [b]	2 [a]	80 [a]	5 [b]	5 [b]	1 [b]	1 [b]	1 [b]	1 [b]	100 [a]	1 [b]	1 [b]	5 [a]	1000 [a]	700 [a]	5 [b]	10000 [a]	0.4 [a]	---	---
MW-12D	10/22/2020		<2.0	<2.0	<2.0	<1.0	<1.0	<5.0	0.64 J	<1.0	<1.0	<1.0	<2.0	<10	<1.0	<1.0	<2.0	<5.0	<1.0	<1.0	<1.0	<1.0	<1.0	<1.0	<1.0	<1.0	<1.0	<1.0	<1.0	ND	NS	2.04	0
MW-12D	12/15/2021		<2.0	<2.0	<2.0	<1.0	<1.0	<5.0	<1.0	<1.0	<1.0	<1.0	<2.0	<10	<1.0	<1.0	<5.0	<5.0	<1.0	<1.0	<1.0	<1.0	<1.0	<1.0	<1.0	<1.0	<1.0	<1.0	<1.0	ND	NS	0	0
MW-12D	11/9/2022		<2.0	<2.0	<2.0	<1.0	<1.0	<5.0	<1.0	<1.0	<1.0	<1.0	<2.0	<10	<1.0	<1.0	<5.0	<5.0	<1.0	<1.0	<1.0	<1.0	<1.0	<1.0	<1.0	<1.0	<1.0	<1.0	<1.0	ND	NS	0	0
MW-12D	11/9/2023		<2.0	<2.0	<2.0	<1.0	<1.0	<5.0	<1.0	<1.0	<1.0	<1.0	<2.0	<10	<1.0	<1.0	<5.0	<5.0	<1.0	<1.0	<1.0	<1.0	<1.0	<1.0	<1.0	<1.0	<1.0	<1.0	<1.0	ND	ND	0	0
MW-12D	12/9/2024		<1.0	<1.0	<5.0	<1.0	<1.0	<5.0	<1.0	<1.0	<1.0	<1.0	<1.0	<2.0	<1.0	<1.0	<5.0	<5.0	<1.0	<1.0	<1.0	<1.0	<1.0	<1.0	<1.0	<1.0	<1.0	<1.0	<5.0	<1.0	<0.048	0	0
MW-13D	7/20/2006		NS	<15	<20	<5.0	<25	<100	717	<10	NA	484	<15	NS	<20	<10	<30	<15	<15	<15	<10	NA	<5.0	NS	NS	1.2	85	2.2	NS	13	NS	6851	88.4
MW-13D	8/30/2007		NS	NS	NS	NS	NS	<10	440	NS	NA	350	NS	NS	<2.0	NS	NS	NS	NS	NS	NS	NS	NS	NS	NS	<23	4600	72	<21	320	NS	7195	4990
MW-13D	12/20/2007		NS	<31	NS	NS	NS	<65	4200	<41	NA	3400	53	NS	<52	<35	<45	NS	NS	NS	NS	NS	NS	NS	NS	<12	<14	<17	NS	ND	NS	57153	0
MW-13D	3/18/2008		NS	<16	NS	NS	NS	100	1100	<20	NA	680	110	NS	<26	<18	<22	NS	NS	NS	NS	NS	NS	NS	NS	<23	4400	76	<21	250	NS	8890	4791
MW-13D	6/20/2008		NS	<31	NS	NS	NS	370	3600	<41	NA	3100	<46	NS	<52	<35	<45	NS	NS	NS	NS	NS	NS	NS	NS	<58	<70	<58	<42	ND	NS	53570	0
MW-13D	9/16/2008		NS	<28	NS	NS	NS	140	550	<98	NA	390	<90	NS	<120	<50	<96	NS	NS	NS	NS	NS	NS	NS	NS	<140	<180	<140	<100	ND	NS	6400	0
MW-13D	12/15/2008		NS	<70	<750	NS	NS	1100	860	<240	NA	700	<220	NS	<300	<120	<240	NS	NS	NS	NS	NS	NS	NS	NS	<100	3900	<100	NS	ND	NS	6960	3900
MW-13D	3/30/2009		NS	<190	NS	NS	NS	<260	3400	<170	NA	2700	<140	NS	<150	<360	<240	NS	NS	NS	NS	NS	NS	NS	NS	2.5	2500	44	<0.26	204	NS	49100	2750.5
MW-13D	7/10/2009		NS	<0.75	NS	NS	NS	58	2100	2.5	NA	2200	37	NS	1.9	<0.22	<0.63	NS	NS	NS	NS	NS	NS	NS	NS	<20	1500	<20	<38	91	NS	29658.29	1591
MW-13D	9/30/2009		NS	<38	NS	NS	NS	<53	1500	<34	NA	1200	<28	NS	<30	<71	<49	NS	NS	NS	NS	NS	NS	NS	NS	<27	1900	<28	<230000	110	NS	17500	2010
MW-13D	12/10/2009		NS	<13	NS	NS	NS	180	2200	<46	NA	1400	<41	NS	<58	<26	<44	NS	NS	NS	NS	NS	NS	NS	NS	<5.0	1600	<10	<12	93	NS	23980	1693
MW-13D	3/6/2010		NS	<9.1	NS	NS	NS	66	1700	<11	NA	1300	<15	NS	<8.3	<20	<28	NS	NS	NS	NS	NS	NS	NS	NS	<35	5000	<89	<26	380	NS	17866	5300
MW-13D	5/29/2010		NS	<75	NS	NS	NS	260	4000	<47	NA	3300	<59	NS	<48	<22	<63	NS	NS	NS	NS	NS	NS	NS	NS	<11	2060	34.8	<13	125	NS	52560	2219.9
MW-13D	8/4/2010		NS	<34	NS	NS	NS	119	1790	<17	NA	1370	<20	NS	<14	<12	<39	NS	NS	NS	NS	NS	NS	NS	NS	<21	1900	39	<25	95.4	NS	17943.4	2034.4
MW-13D	10/15/2010		NS	<67	NS	NS	NS	<200	2260	<34	NA	1510	<40	NS	<28	<24	<78	NS	NS	NS	NS	NS	NS	NS	NS	<40	2130	43.5	<68	ND	NS	27093.7	2268.5
MW-13D	2/28/2011		NS	<100	NS	NS	NS	640	1690	<70	NA	1550	<100	NS	<44	<40	<100	NS	NS	NS	NS	NS	NS	NS	NS	<20	1180	<20	<34	ND	NS	29480	1180
MW-13D	5/27/2011		NS	<50	NS	NS	NS	202	1000	<35	NA	846	<50	NS	<22	<20	<50	NS	NS	NS	NS	NS	NS	NS	NS	<10	167	<10	<17	ND	NS	13388	167
MW-13D	8/24/2011		NS	<25	NS	NS	NS	<100	712	<18	NA	504	<25	NS	<11	<10	<25	NS	NS	NS	NS	NS	NS	NS	NS	<10	1370	12.3	<17	35.5	NS	7720.2	1417.8
MW-13D	11/15/2011		NS	<25	NS	NS	NS	120	1030	<18	NA	827	<25	NS	<11	<10	<25	NS	NS	NS	NS	NS	NS	NS	NS	<10	1810	27	<17	92.4	NS	13993.8	1929.4
MW-13D	2/28/2012		NS	<25	NS	NS	NS	189	1590	<18	NA	1490	<25	NS	<11	<10	<25	NS	NS	NS	NS	NS	NS	NS	NS	<20	1570	28.6	<34	120	NS	22696.2	1718.2
MW-13D	4/23/2012		NS	<50	NS	NS	NS	215	1430	<35	NA	1180	<50	NS	24.2	<20	<50	NS	NS	NS	NS	NS	NS	NS	NS	<20	2290	30.1	<34	68	NS	17693.4	2388.1
MW-13D	8/20/2012		NS	<50	NS	NS	NS	<200	1200	<35	NA	1270	<50	NS	<22	<20	<50	NS	NS	NS	NS	NS	NS	NS	NS	2.1	1240	23.3	<0.21	86.7	NS	15270	1352.1
MW-13D	11/14/2012	DUP	NS	<0.5	NS	NS	NS	26.8	1090	0.86	NA	805	7.9	NS	1	<0.34	<0.79	NS	NS	NS	NS	NS	NS	NS	NS	<21	1280	<29	<21	72.1	NS	11435.71	1352.1
MW-13D	11/14/2012		NS	<50	NS	NS	NS	<200	1190	<23	NA	961	<50	NS	<44	<34	<79	NS	NS	NS	NS	NS	NS	NS	NS	<21	751	<29	<21	ND	NS	14732	798.3
MW-13D	3/4/2013		NS	<50	NS	NS	NS	337	928	<23	NA	690	<50	NS	<44	<34	<79	NS	NS	NS	NS	NS	NS	NS	NS	<21	988	<29	<21	60.9	NS	11199.9	1048.9
MW-13D	6/12/2013		NS	<50	NS	NS	NS	<200	1020	<23	NA	781	<50	NS	<44	<34	<79	NS	NS	NS	NS	NS	NS	NS	NS	<11	2610	27.1	<11	108	NS	11352.2	2745.2
MW-13D	8/27/2013		NS	<25	NS	NS	NS	163	2130	<11	NA	2020	<25	NS	<22	<17	<39	NS	NS	NS	NS	NS	NS	NS	NS	<42	2560	<58	<42	138	NS	27851.5	2698
MW-13D	12/13/2013	DUP	NS	<100	NS	NS	NS	<400	1940	<46	NA	1470	<100	NS	<88	<69	<160	NS	NS	NS	NS	NS	NS	NS	NS	<11	2720	42.4	<11	131	NS	21670	2893.2
MW-13D	12/13/2013		NS	<25	NS	NS	NS	134	1950	<11	NA	1430	<25	NS	<22	<17	<39	NS	NS	NS	NS	NS	NS	NS	NS	<2.4	37.5	<2.8	<2.0	ND	NS	22578.9	37.5
MW-13D	3/19/2014		NS	<3.3	NS	NS	NS	<20	149	<3.4	NA	114	<5.0	NS	<3.3	<3.8	<5.4	NS	NS	NS	NS	NS	NS	NS	NS	<2.4	735	20.3	<2.0	86.3	NS	1426.8	841.6
MW-13D	6/17/2014		NS	<3.3	NS	NS	NS	27.8	809	<3.4	NA	871	8.1	NS	<3.3	<3.8	<5.4	NS	NS	NS	NS	NS	NS	NS	NS	<5.0	<5.0	2.8	1770	54.7	NA	181	NS	8760.5	1827.5
MW-13D	12/9/2014		NS	<2.0	<5.0	0.91	<5.0	52.8	1430	1.1	NA	883	15.6	NS	<1.0	<1.0	<2.0	<5.0	<5.0	<5.0	<5.0	NA	0.62	NS	NS	2.2	1470	43.8	<1.0	154	NS	14207.93	1516
MW-13D	3/14/2015		NS	<2.0	NS	NS	NS	32.2	1500	1.1	NA	778	10.3	NS	0.48	<1.0	<2.0	NS	NS	NS	NS	NS	NA	NS	NS	NS	<50	1370	38.1	<50	149	NS	12525.82	1408.1
MW-13D	6/4/2015		NS	<100	NS	NS	NS	<250	1730	<50	<50	758	<100	NS	<50	<50	<100	NS	NS	NS	NS	NS	NA	NS	NS	NS	<50	1860	40.9	<50	188	NS	10487	1900.9
MW-13D	8/15/2015		NS	<100	NS	NS	NS	<250	2040	<50	<50	992	<100	NS	<50	<50	<100	NS	NS	NS	NS	NS	NA	NS	NS	NS	<50	1500	31.5	<50	112	NS	14605.7	1531.5
MW-13D	12/18/2015		NS	<100	NS	NS	NS	109	1730	<50	<50	692	<100	NS	<50	<50	<100	NS	NS	NS	NS	NS	NA	NS	NS	NS	<50	1180	27.9	<50	107	NS	11196.3	1207.9
MW-13D	3/20/2016		NS	<100	NS	NS	NS	<250	1440	<50	<50	599	<100	NS	<50	<50	<100	NS	NS	NS	NS	NS	NA	NS	<100	<100	<100	1200	46.1	<100	162.1	NS	10130.8	1408.2
MW-13D	6/17/2016	DUP	<200	<200	<200	<100	<100	<500	1690	<100	<100	656	<200	<1000	<100	<100	<200	<500	<100	<100	<100	NA	<100	<100	<100	<100	1860	58.3	<100	225.5	NS	10963.8	2143.8
MW-13D	6/17/2016		<200	<200	<200	<100	<100	<500	2550	<100	<100	1000	<200	<1000	<100	<100	<200	<500	<100	<100	<100	NA	<100	<50	<50	<50	1050	34.1	<50	126.7	NS	16970	1210.8
MW-13D	9/23/2016	DUP	<100	<100	<100	<50	<50	<250	1320	<50	<50	559	<100	<500	<50	<50	<100	<250	<50	<50	<50	NA	<50	<50	<50	<50	972	30.3	<50	108.1	NS	9090	1110.4
MW-13D	9/23/2016		<100	<100	<100	<50	<50	<250	1350	<50	<50	566	<100	<500	<50	<50	<100	<250	<50	<50	<50	NA	<50	<50	<50	<50	1980	50.9	<50	187.1	NS	8581.7	2218
MW-13D	1/23/2017		<100	<100	<100	<50	<50	<250	2290	<50	<50	874	<100	<500	<50	<50	<100	<250	<50	<50	<50	NA	<50	<20	<20	<5.0	1260	31.1	<10	119.8	NS	14408	1410.9
MW-13D	3/25/2017		<10	<20	<20	<10	<20	15.4	1660	<10	<10	694	<20	<100	<10	<10	<20	<50	<20	<20	<20	<20	<10	<50	<50	<50	1380	34.8	<50	126.3	NS	9188.7	1541.1
MW-13D	7/2/2017		<100	<100	<100	<50	<50	<250	1750	<50	<50	715	<100	<500	<50	<50	<100	<250	<50	<50	<50	<50	<50	<50	<50	<50	1010	31.1	<50	114.1	NS	12193.4	1155.2
MW-13D	9/21/2017		<100	<100	<100	<50	<50	<250	1460	<50	<50	637	<100	<500	<50	<50	<100	<250	<50	<50	<50	<50	<50	<50	<10	<10	1330	43.8	<10	179.7	NS	9204.1	1553.5
MW-13D	1/11/2018		<20	<20	<20	<10	<10	32.8	1780	<10	<10	762	7.3	<100	<10	<10	<20	<50	<10	<10	<10	<10	5.6	<100	<100	<100	1680	44.4	<100	182.8	NS	11416.8 J	1907.2
MW-13D	3/15/2018		<200	<200	<200	<100	<100	<500	2220	<100	<100	787	<200	<1000	<100	<100	<200	<500	<100	<100	<100	<100	<100	<100	<100	<100	1680	43.4 J	<100	177.2	NS	11933.5	1900.6
MW-13D	6/27/2018		<200	<200	<200	<100	<100	<500	2360	<100	<100	1130	<200	<1000	<100	<100	<200	<500	<100	<100	<100	<100	<100	<20	<20	<20	606	18.1 J	<20	ND	NS	17040	692.3
MW-13D	10/18/2018		<40	<40	<40	<20	<20	<100	1040	<20	<20	401	<40	<200	<20	<20	<40	<100	<20	<20	<20	<20	<20	<50	<50	<50	442	<50	<50	82.2 J	NS	5503	474.2
MW-13D	1/23/2019	DUP	<100	<100	<100	<50	<50	<250	743	<50	<50	300	<100	<500	<50	<50	<100	<250	<50	<50	<50	<50	<50	<50	<50	<50	583	18.9 J	<50	42.9 J	NS	5403	644.8
MW-13D	1/23/2019		<100	<100	<100	<50	<50	<250	997	<50	<50	414	<100	<500	<50	<50	<100	<250	<50	<50	<50	<50	<50	<50	<50	<50	420	<50	<50	25.8 J	NS	7359.4	445.8
MW-13D	4/24/2019		<100	<100	<100	<50	<50	<250	708	<50	<50	308	<100	<500	<50	<50	<100	<250	<50	<50	<50	<50	<50	<1.0	<1.0	<1.0	<1.0	<1.5	<1.0	ND	NS	5186	0
MW-13D	8/1/2019		<40	<40	<40	<20	<20	<100	560	<20	<20	258	<40	<200	<20	<20	<40	<100	<20	<20	<20	<20	<20	<20	<20	<20	338	8	<20	30.1	NS	3887.6	376.1
MW-13D	10/31/2019		<100	<100	<100	<50	<50	<250	734	<50	<50	368	<100	<500	<50	<50	<100	<250	<50	<50	<50	<50	<50	<50	<50	<50	486	<50	<50	46.1	NS	5685.2	532.1
MW-13D	1/24/2020		<50	<50	<50	<25	<25	<130	463	<25	<25	215	<2.0	<10	<25	<25	<50	<130	<25	<25	<25	<25	<25	<25	<25	<25	285	<25	<25	32.3	NS	3413.6	317.3
MW-13D	10/22/2020		<50	<50	<50	<25	<25	<130	504	<25	<25	183	<50	<250	<25	<25	<50	<130	<25	<25	<25	<25	<25	<25	<25	<25	226	<25	<25	23.4	NS	3209.1	249.4
MW-13D	4/22/2021		<50	<50	<50	<25	<25	10.5	658	<25	<25	284	<50	NS	<25	<25	<50	35.4 J	<25	<25	<25	<25	<25	<25	<25	<25	353	8.4 J	<25	39.9	NS	4233.6	401.2
MW-13D	12/16/2021		<50	<50	<50	<25	<25	<130	463	<25	<25	261	<50	<250	<25	<25	<130	<130	<25	<25	<25	<25	<25	<25	<25	<25	356	<25	<25	18.3 J	NS	5428	374.3
MW-13D	5/19/2022		<50	<50	<50	<25	<25	<130	726	<25	<25	364	<50	<250	<25	<25	<130	<130	<25	<25	<25	<25	<25	<25	<25	<25	517	<25	<25	39.9	NS	6130	547.6
MW-13D	11/10/2022		<100	<100	<20	<50	<50	<50	205	<50	<50	96.8	<100	<100	<50	<50	<250	<250	<50	<10	<50	<10	<50	<50	<10	<50	120	<50	<50	ND	NS	825.8	120
MW-13D	4/20/2023		<20	<20	<20	<10	<10	<50	198	<10	<10	70.2	<20	<100	<10	<10	<50	<50	<10	<10	<10	<10	<10	<10	<10	<10	52.9	<10	<10	ND	ND	1177	53
MW-13D	11/10/2023	DUP	<10	<10	<10	<5	<5	12.8 J	161	<5	<5	53.7	<10	<50	<5	<5	<25	<25	<5	<5	<5	<5	<5	<5	<5	<5	37	<5	<5	ND	0.063	861	37
MW-13D	11/10/2023		<10	<10	<10	<5	<5	14.6 J	148	<5	<5	48.8	<10	<50	<5	<5	<25	<25	<5	<5	<5	<5	<5	<5	<5	<5	17.8	<5	<5	ND	0.58/ND*	704	18
MW-13D	5/1/2024		<1.0	<1.0	<5.0	<1.0	<1.0	<5.0	130	<1.0	<1.0	45	<1.0	<2.0	<1.0	<1.0	<5.0	<5.0	<1.0	<1.0	<1.0	<1.0	<1.0	<1.0	<1.0	<1.0	10	<1.0	<5.0	ND	ND	525	10
MW-13D	12/10/2024		<5.0	<5.0	<25	<5.0	<5.0	<25	210	<5.0	<5.0	120	<10	<10	<5.0	<5.0	<25	<25	<5.0	<5.0	<5.0	<5.0	<5.0	<5.0	<5.0	<5.0	140	<5.0	<25	8.9	<0.049	2327	149
MW-13D	12/10/2024	DUP	<1.0	<1.0	<5.0	<1.0	<1.0	<5.0	200	<1.0	<1.0	110	1.3	<2.0	<1.0	<1.0	<5.0	<5.0	<1.0	<1.0	<1.0	<1.0	<1.0	<1.0	<1.0	<1.0	130	2.0	<5.0	8.2	NS	898	141

Appendix A
Groundwater Analytical Results - February 2003 - December 2024 (µg/L)
Perma-Fix of South Georgia Inc., Valdosta, GA

			Chlorinated and Non-Chlorinated VOCs																								Aromatic/						Total VOCs	
Sample Location	Sample Date	QA/QC Reference	Dibromomethane	Dichlorodifluoromethane (DCDFM) (difluorodichloromethane)	Hexachlorobutadiene	Isopropylbenzene	4-Isopropyltoluene (p-Isopropyltoluene)	Methylene Chloride	Tetrachloroethene (PCE)	Trans-1,2-Dichloroethene	Trans-1,3-Dichloropropene	Trichloroethene (TCE)	Trichlorofluoromethane	Vinyl Acetate	Vinyl Chloride	Bromoform	Bromomethane	Naphthalene	N-Propylbenzene	N-Butylbenzene	Sec-Butylbenzene	Tert-Butylbenzene	Styrene	1,2,4-Trimethylbenzene	1,3,5-Trimethylbenzene	Benzene	Toluene	Ethylbenzene	Methyl Tert-Butyl Ether	Total Xylenes	Heptachlor	Total Chlorinated and Non Chlorinated VOCs1	Total Aromatic/Hydrocarbon VOCs
	Current GW Standard		1 [b]	1 [b]	50 [a]	1 [b]	1 [b]	5 [a]	5 [a]	100 [a]	1 [b]	5 [a]	1 [b]	2 [b]	2 [a]	80 [a]	5 [b]	5 [b]	1 [b]	1 [b]	1 [b]	1 [b]	100 [a]	1 [b]	1 [b]	5 [a]	1000 [a]	700 [a]	5 [b]	10000 [a]	0.4 [a]	---	---
MW-13DD	7/20/2006		NS	<1.5	<2.0	<0.5	<2.5	26	25.4	<1.0	NA	44.7	<1.5	NS	<2.0	<1.0	<3.0	<1.5	<1.5	<1.5	<1.0	NA	<0.5	NS	NS	1.2	0.3	<0.3	NS	NS	NS	410.3	1.5
MW-13DD	8/30/2007		NS	NS	NS	NS	NS	<2.0	160	NS	NA	130	NS	NS	<0.4	NS	NS	NS	NS	NS	NS	NS	NA	NS	NS	NS	<4.6	<5.6	<6.8	<4.2	ND	NS	765.7	0
MW-13DD	12/20/2007		NS	<6.2	NS	NS	NS	<13	250	<8.2	NA	280	<9.2	NS	<10	<7	<9	NS	NS	NS	NS	NS	NA	NS	NS	NS	<2.3	<2.8	<3.4	NS	ND	NS	2230	0
MW-13DD	3/18/2008		NS	<3.1	NS	NS	NS	29	140	<4.1	NA	190	24	NS	<5.2	<3.5	<4.5	NS	NS	NS	NS	NS	NA	NS	NS	NS	<2.3	<2.8	<3.4	<2.1	ND	NS	1588.1	0
MW-13DD	6/20/2008		NS	<3.1	NS	NS	NS	32	50	<4.1	NA	65	<4.6	NS	<5.2	<3.5	<4.5	NS	NS	NS	NS	NS	NA	NS	NS	NS	<2.9	<3.5	<2.9	<2.1	ND	NS	487	0
MW-13DD	9/16/2008		NS	<1.4	NS	NS	NS	<2.5	57	<4.9	NA	64	<4.5	NS	<6.1	<2.5	<4.8	NS	NS	NS	NS	NS	NA	NS	NS	NS	<2.9	<3.5	<2.9	<2.1	ND	NS	561	0
MW-13DD	12/15/2008		NS	<1.4	<15	NS	NS	15	94	<4.9	NA	53	<4.5	NS	<6.1	<2.5	<4.8	NS	NS	NS	NS	NS	NA	NS	NS	NS	<10	<14	<10	NS	ND	NS	422	0
MW-13DD	3/30/2009		NS	<19	NS	NS	NS	<26	420	<17	NA	430	<14	NS	<15	<36	<24	NS	NS	NS	NS	NS	NA	NS	NS	NS	2	1.7	<0.43	<0.26	ND	NS	5250	3.7
MW-13DD	7/10/2009		NS	<0.75	NS	NS	NS	<0.41	450	<0.47	NA	490	9.9	NS	<0.48	<0.22	<0.63	NS	NS	NS	NS	NS	NA	NS	NS	NS	<10	<14	<10	<19	ND	NS	3371.5	0
MW-13DD	9/30/2009		NS	<19	NS	NS	NS	<26	600	<17	NA	560	<14	NS	<15	<36	<24	NS	NS	NS	NS	NS	NA	NS	NS	NS	2.7	0.51	<0.26	<0.24	ND	NS	4960	3.2
MW-13DD	12/31/2009		NS	<0.29	NS	NS	NS	0.63	170	<0.30	NA	150	6.8	NS	<0.33	<0.33	<0.64	NS	NS	NS	NS	NS	NA	NS	NS	NS	<2.5	<2.6	<5.0	<6.0	ND	NS	1148.23	0
MW-13DD	3/6/2010		NS	<4.6	NS	NS	NS	<3.5	890	<5.5	NA	710	<7.5	NS	<4.2	<10	<14	NS	NS	NS	NS	NS	NA	NS	NS	NS	<18	<22	<22	<13	ND	NS	6000	0
MW-13DD	5/29/2010		NS	<38	NS	NS	NS	<26	820	<24	NA	670	<28	NS	<24	<11	<32	NS	NS	NS	NS	NS	NA	NS	NS	NS	2.9	<2.0	<2.0	<2.5	ND	NS	7667	2.9
MW-13DD	8/4/2010	DUP	NS	<6.7	NS	NS	NS	<20	669	<3.4	NA	663	8.9	NS	<2.8	<2.4	<7.8	NS	NS	NS	NS	NS	NA	NS	NS	NS	3	<2.0	<2.0	<2.5	ND	NS	6528.4	3
MW-13DD	8/4/2010		NS	<6.7	NS	NS	NS	<20	731	<3.4	NA	665	7.3	NS	<2.8	<2.4	<7.8	NS	NS	NS	NS	NS	NA	NS	NS	NS	<11	<10	<10	<13	ND	NS	5844.1	0
MW-13DD	10/15/2010		NS	<34	NS	NS	NS	<100	781	<17	NA	417	<20	NS	<14	<12	<39	NS	NS	NS	NS	NS	NA	NS	NS	NS	<10	<10	<10	<17	ND	NS	4238	0
MW-13DD	2/28/2011		NS	<25	NS	NS	NS	134	363	<18	NA	348	<25	NS	<11	<10	<25	NS	NS	NS	NS	NS	NA	NS	NS	NS	<10	<10	<10	<17	ND	NS	3739.8	0
MW-13DD	5/27/2011		NS	<25	NS	NS	NS	<100	739	<18	NA	787	<25	NS	<11	<10	<25	NS	NS	NS	NS	NS	NA	NS	NS	NS	<4.0	<4.0	<4.0	<6.8	ND	NS	7270.7	0
MW-13DD	8/24/2011		NS	<10	NS	NS	NS	<40	414	<7	NA	191	<10	NS	<4.4	<4.0	<10	NS	NS	NS	NS	NS	NA	NS	NS	NS	<10	<10	<10	<17	ND	NS	1795	0
MW-13DD	11/15/2011	DUP	NS	<25	NS	NS	NS	<100	696	<18	NA	666	<25	NS	<11	<10	<25	NS	NS	NS	NS	NS	NA	NS	NS	NS	<4.0	<4.0	<4.0	<6.8	ND	NS	6304.5	0
MW-13DD	11/15/2011		NS	<10	NS	NS	NS	72.2	774	<7	NA	727	<10	NS	<4.4	<4.0	<10	NS	NS	NS	NS	NS	NA	NS	NS	NS	<4.0	<4.0	<4.0	<6.8	ND	NS	6573.3	0
MW-13DD	2/28/2012		NS	<10	NS	NS	NS	<40	394	<7	NA	231	<10	NS	<4.4	<4.0	<10	NS	NS	NS	NS	NS	NA	NS	NS	NS	2.9	<2.0	<2.0	<3.4	ND	NS	1910.2	2.9
MW-13DD	4/23/2012		NS	<5.0	NS	NS	NS	<20	690	<3.5	NA	575	<5.0	NS	<2.2	<2.0	<5.0	NS	NS	NS	NS	NS	NA	NS	NS	NS	3.4	0.46	<0.2	<0.34	ND	NS	4312.1	3.9
MW-13DD	8/20/2012	DUP	NS	<0.5	NS	NS	NS	<2.0	690	1	NA	584	10.7	NS	<0.22	<0.2	<0.5	NS	NS	NS	NS	NS	NA	NS	NS	NS	<10	<10	<10	<17	ND	NS	4843.84	0
MW-13DD	8/20/2012		NS	<25	NS	NS	NS	<100	994	<18	NA	731	<25	NS	<11	<10	<25	NS	NS	NS	NS	NS	NA	NS	NS	NS	<5.3	<5.0	<7.3	<5.3	ND	NS	6645	0
MW-13DD	11/14/2012		NS	<13	NS	NS	NS	<50	491	<5.7	NA	291	<13	NS	<11	<8.6	<20	NS	NS	NS	NS	NS	NA	NS	NS	NS	<5.3	<5.0	<7.3	<5.3	ND	NS	2422	0
MW-13DD	3/4/2013		NS	<13	NS	NS	NS	104	594	<5.7	NA	337	<13	NS	<11	<8.6	<20	NS	NS	NS	NS	NS	NA	NS	NS	NS	<5.3	5.4	<7.3	<5.3	ND	NS	3065	5.4
MW-13DD	6/12/2013		NS	<13	NS	NS	NS	<50	660	<5.7	NA	326	<13	NS	<11	<8.6	<20	NS	NS	NS	NS	NS	NA	NS	NS	NS	<4.2	<4.0	<5.8	<4.2	ND	NS	2734.7	0
MW-13DD	8/27/2013		NS	<10	NS	NS	NS	<40	628	<4.6	NA	455	<10	NS	<8.8	<6.9	<16	NS	NS	NS	NS	NS	NA	NS	NS	NS	<11	<10	<15	<11	ND	NS	3573	0
MW-13DD	12/12/2013		NS	<25	NS	NS	NS	<100	744	<11	NA	649	<25	NS	<22	<17	<39	NS	NS	NS	NS	NS	NA	NS	NS	NS	<12	<10	<14	<10	ND	NS	5775.2	0
MW-13DD	3/21/2014		NS	<17	NS	NS	NS	<100	815	<17	NA	664	<25	NS	<16	<19	<27	NS	NS	NS	NS	NS	NA	NS	NS	NS	<12	<10	<14	<10	ND	NS	5679	0
MW-13DD	6/16/2014		NS	<17	NS	NS	NS	<100	1090	<17	NA	1010	<25	NS	<16	<19	<27	NS	NS	NS	NS	NS	NA	NS	<5.0	<5.0	3.7	1.1	<1.0	NA	NA	NS	6785.2	4.8
MW-13DD	12/8/2014	DUP	NS	<2.0	<5.0	<5.0	<5.0	37.2	952	1.4	NA	938	13.9	NS	<1.0	<1.0	<2.0	<5.0	<5.0	<5.0	<5.0	<5.0	NA	<5.0	<25	<25	3.9	<5.0	<5.0	NA	NA	NS	8232.87	3.9
MW-13DD	12/8/2014		NS	<10	<25	<25	<25	37.7	961	<5.0	NA	1020	14.5	NS	<5.0	<5.0	<10	<25	<25	<25	<25	<25	NA	<25	NS	NS	3.5	<5.0	<5.0	<5.0	NS	NS	5353.5	3.5
MW-13DD	3/12/2015		NS	<10	NS	NS	NS	11.9	884	<5.0	NA	861	11.1	NS	<5.0	<5.0	<10	NS	NS	NS	NS	NS	NA	NS	NS	NS	<50	<50	<50	<50	NS	NS	7880.5	0
MW-13DD	6/3/2015		NS	<100	NS	NS	NS	112	1090	<50	<50	1010	<100	NS	<50	<50	<100	NS	NS	NS	NS	NS	NA	NS	NS	NS	<50	<50	<50	<50	NS	NS	7601.2	0
MW-13DD	8/14/2015		NS	<100	NS	NS	NS	<250	921	<50	<50	888	<100	NS	<50	<50	<100	NS	NS	NS	NS	NS	NA	NS	NS	NS	3.2	<5.0	<5.0	<5.0	NS	NS	8215.4	3.2
MW-13DD	12/18/2015	DUP	NS	<10	NS	NS	NS	52.9 B	1040	<5.0	<5.0	896	11.6	NS	<5.0	<5.0	<10	NS	NS	NS	NS	NS	NA	NS	NS	NS	<50	<50	<50	<50	NS	NS	8743.6	0
MW-13DD	12/18/2015		NS	<100	NS	NS	NS	146	1000	<50	<50	898	<100	NS	<50	<50	<100	NS	NS	NS	NS	NS	NA	NS	NS	NS	<50	<50	<50	<50	NS	NS	8612.5	0
MW-13DD	3/19/2016		NS	<100	NS	NS	NS	<250	909	<50	<50	800	<100	NS	<50	<50	<100	NS	NS	NS	NS	NS	NA	NS	<100	<100	<100	<100	<100	<100	ND	NS	7413.1	0
MW-13DD	6/17/2016		<200	<200	<200	<100	<100	<500	909	<100	<100	788	<200	<1000	<100	<100	<200	<500	<100	<100	<100	NA	<100	<50	<50	<50	<50	<50	<50	<50	ND	NS	6727	0
MW-13DD	9/23/2016		<100	<100	<100	<50	<50	<250	1020	<50	<50	950	<100	<500	<50	<50	<100	<250	<50	<50	<50	NA	<50	<50	<50	<50	<50	<50	<50	<50	ND	NS	5790.9	0
MW-13DD	1/21/2017		<100	<100	<100	<50	<50	<250	1020	<50	<50	925	<100	<500	<50	<50	<100	<250	<50	<50	<50	NA	<50	<10	<10	3.7	<5.0	<5.0	<5.0	ND	NS	8655	3.7
MW-13DD	3/24/2017		<5.0	<10	<10	<5.0	<10	60.9	887	<5.0	<5.0	865	8.7	<50	<5.0	<5.0	<10	<25	<10	<10	<10	<10	<5.0	<1.0	<1.0	4.6	0.39	<1.0	<1.0	1.05	NS	6711.9	6
MW-13DD	7/1/2017	DUP	<2.0	<2.0	<2.0	<1.0	<1.0	45.4	864	1.4	<1.0	834	13.7	<10	<1.0	<1.0	<2.0	<5.0	<1.0	<1.0	<1.0	<1.0	<1.0	<1.0	<1.0	3.8	0.59	<1.0	<1.0	0.32	NS	6760.68	4.7
MW-13DD	7/1/2017		<2.0	<2.0	<2.0	<1.0	<1.0	40.5	1130	1.1	<1.0	883	11.4	<10	<1.0	<1.0	<2.0	<5.0	<1.0	<1.0	<1.0	<1.0	<1.0	<1.0	<1.0	<1.0	<1.0	<1.0	<1.0	ND	NS	8320.3	0
MW-13DD	9/20/2017		<2.0	<2.0	<2.0	<1.0	<1.0	<5.0	<1.0	<1.0	<1.0	<1.0	<2.0	<10	<1.0	<1.0	<2.0	<5.0	<1.0	<1.0	<1.0	<1.0	<1.0	<1.0	<1.0	<100	<100	<100	<100	ND	NS	0	0
MW-13DD	9/21/2017		<200	<200	<200	<100	<100	<500	885	<100	<100	750	<200	<1000	<100	<100	<200	<500	<100	<100	<100	<100	<100	<5.0	<5.0	3.3	<5.0	<5.0	<5.0	ND	NS	6585	3.3
MW-13DD	1/11/2018		<10	<10	<10	<5.0	<5.0	72.7	698	<5.0	<5.0	688	6.2	<50	<5.0	<5.0	<10	<25	<5.0	<5.0	<5.0	<5.0	<5.0	<100	<100	<100	<100	<100	<100	ND	NS	5574.7	0
MW-13DD	3/14/2018		<200	<200	<200	<100	<100	<500	812	<100	<100	690	<200	<1000	<100	<100	<200	<500	<100	<100	<100	<100	<100	<50	<50	<50	<50	<50	<50	ND	NS	6012	0
MW-13DD	6/27/2018		<100	<100	<100	<50	<50	<250	830	<50	<50	756	<100	<500	<50	<50	<100	<250	<50	<50	<50	<50	<50	<50	<50	<50	<50	<50	<50	ND	NS	6556	0
MW-13DD	10/18/2018		<100	<100	<100	<50	<50	<250	801	<50	<50	667	<100	<500	<50	<50	<100	<250	<50	<50	<50	<50	<50	<100	<100	<100	<100	<100	<100	ND	NS	7478	0
MW-13DD	1/23/2019		<200	<200	<200	<100	<100	<500	881	<100	<100	743	<200	<1000	<100	<100	<200	<500	<100	<100	<100	<100	<100	<100	<100	<100	<100	<100	<100	ND	NS	7384	0
MW-13DD	4/24/2019		<200	<200	<200	<100	<100	<500	1040	<100	<100	911	<200	<1000	<100	<100	<200	<500	<100	<100	<100	<100	<100	<0.2	<0.2	<0.2	0.4	<0.3	<0.2	ND	NS	8761	0.4
MW-13DD	8/1/2019		<200	<200	<200	<100	<100	<500	855	<100	<100	828	<200	<1000	<100	<100	<200	<500	<100	<100	<100	<100	<100	<100	<100	<100	<100	<100	<100	ND	NS	7053	0
MW-13DD	10/31/2019		<200	<200	<200	<100	<100	349	893	<100	<100	950	<200	<1000	<100	<100	<200	<500	<100	<100	<100	<100	<100	<100	<100	<100	<100	<100	<100	ND	NS	7832	0
MW-13DD	1/24/2020		<100	<100	<100	<50	<50	135 J	922	<50	<50	779	<100	<500	<50	<50	<50	<250	<50	<50	<50	<50	<50	<50	<50	<50	<50	<50	<50	ND	NS	4956	0
MW-13DD	10/22/2020		<200	<200	<200	<100	<100	385 J	1040	<100	<100	934	<200	<1000	<100	<100	<200	<500	<100	<100	<100	<100	<100	<100	<100	<100	<100	<100	<100	ND	NS	9149	0
MW-13DD	4/22/2021		<200	<200	<200	<100	<100	25.9	534	<100	<100	311	<200	<1000	<100	<100	<200	91.8	<100	<100	<100	<100	<100	<100	<100	3.1 J	<100	<100	<100	ND	NS	2716.8	3.1 J
MW-13DD	12/16/2021		<40	<40	<40	<20	<20	127	712	<20	<20	677	<40	<200	<20	<20	<100	<100	<20	<20	<20	<20	<20	<20	<20	<20	<20	<20	<20	ND	NS	6535.5	0
MW-13DD	5/19/2022		<40	<40	<40	<20	<20	162	958	<20	<20	1020	12.5	<200	<20	<20	<100	<100	<20	<20	<20	<20	<20	<20	<20	<20	7.6	<20	<20	ND	NS	9652.5	7.6 J
MW-13DD	11/10/2022		<200	<200	<200	<100	<100	<500	642	<100	<100	588	<200	<1000	<100	<100	<500	<500	<100	<100	<100	<100	<100	<100	<100	<100	<100	<100	<100	ND	NS	5390	0
MW-13DD	4/21/2023		<200	<200	<200	<100	<100	500	669	<100	<100	738	<200	<1000	<100	<100	<500	<500	<100	<100	<100	<100	<100	<100	<100	<100	<100	<100	<100	ND	ND	6607	0
MW-13DD	11/10/2023		<200	<200	<200	<100	<100	339	1250	<100	<100	1160	<200	<1000	<100	<100	<500	<500	<100	<100	<100	<100	<100	<100	<100	<100	395	<100	<100	ND	ND	11939	395
MW-13DD	5/2/2024		<25	<25	<130	<25	<25	<130	600	<25	<25	320	<25	<50	<25	<25	<25	<130	<25	<25	<25	<25	<25	<25	<25	<25	<25	<25	<130	ND	ND	4129	0
MW-13DD	12/10/2024		<5.0	<5.0	<25	<5.0	<5.0	55	950	<5.0	<5.0	880	<10	<10	<5.0	<5.0	<25	<25	<5.0	<5.0	<5.0	<5.0	<5.0	<5.0	<5.0	5.0	<5.0	<5.0	<25	<5.0	<0.047	4843	8.5
MW-13D3	7/26/2006		NS	<0.3	<0.4	<0.1	<0.5	12.9	0.3	<0.2	NA	3.4	<0.3	NS	1.2	<0.2	<0.6	<0.3	<0.3	<0.3	<0.2	NA	<0.1	NS	NS	<0.2	<0.3	<0.3	<0.2	ND	NS	22.3	0
MW-13D3	12/20/2007		NS	<0.3	NS	NS	NS	<0.7	0.6	<0.4	NA	0.8	<0.5	NS	<0.5	<0.4	<0.5	NS	NS	NS	NS	NA	NS	NS	NS	<0.23	<0.28	<0.34	NS	ND	NS	4.1	0
MW-13D3	3/18/2008		NS	<0.31	NS	NS	NS	1.9	<0.35	<0.41	NA	<0.26	<0.46	NS	<0.52	<0.35	<0.45	NS	NS	NS	NS	NA	NS	NS	NS	<0.23	<0.28	<0.34	<0.21	ND	NS	1.9	0
MW-13D3	6/20/2008		NS	<0.31	NS	NS	NS	<0.65	<0.35	<0.41	NA	0.72	<0.46	NS	<0.52	<0.35	<0.45	NS	NS	NS	NS	NA	NS	NS	NS	<0.29	<0.35	<0.29	<0.21	ND	NS	2.33	0
MW-13D3	9/23/2008		NS	<0.14	NS	NS	NS	<0.25	0.49	<0.49	NA	<0.50	<0.45	NS	<0.61	<0.25	<0.48	NS	NS	NS	NS	NA	NS	NS	NS	<0.29	<0.35	<0.29	<0.21	ND	NS	0.49	0

Appendix A
Groundwater Analytical Results - February 2003 - December 2024 (µg/L)
Perma-Fix of South Georgia Inc., Valdosta, GA

			Chlorinated and Non-Chlorinated VOCs																									Aromatic/						Total VOCs	
Sample Location	Sample Date	QA/QC Reference	Dibromomethane	Dichlorodifluoromethane (DCDFM) (difluorodichloromethane)	Hexachlorobutadiene	Isopropylbenzene	4-Isopropyltoluene (p-Isopropyltoluene)	Methylene Chloride	Tetrachloroethene (PCE)	Trans-1,2-Dichloroethene	Trans-1,3-Dichloropropene	Trichloroethene (TCE)	Trichlorofluoromethane	Vinyl Acetate	Vinyl Chloride	Bromoform	Bromomethane	Naphthalene	N-Propylbenzene	N-Butylbenzene	Sec-Butylbenzene	Tert-Butylbenzene	Styrene	1,2,4-Trimethylbenzene	1,3,5-Trimethylbenzene	Benzene	Toluene	Ethylbenzene	Methyl Tert-Butyl Ether	Total Xylenes	Heptachlor	Total Chlorinated and Non Chlorinated VOCS1	Total Aromatic/Hydrocarbon VOCs
	Current GW Standard		1 [b]	1 [b]	50 [a]	1 [b]	1 [b]	5 [a]	5 [a]	100 [a]	1 [b]	5 [a]	1 [b]	2 [b]	2 [a]	80 [a]	5 [b]	5 [b]	1 [b]	1 [b]	1 [b]	1 [b]	100 [a]	1 [b]	1 [b]	5 [a]	1000 [a]	700 [a]	5 [b]	10000 [a]	0.4 [a]	---	---
MW-13D3	12/15/2008		NS	<0.14	<1.5	NS	NS	<0.25	1	<0.49	NA	1.2	<0.45	NS	<0.61	<0.25	<0.48	NS	NS	NS	NS	NA	NS	NS	NS	<0.2	2.9	0.46	NS	1.9	NS	2.76	5.2
MW-13D3	3/30/2009		NS	<0.38	NS	NS	NS	<0.53	6.4	<0.34	NA	1.9	<0.28	NS	<0.3	<0.71	<0.49	NS	NS	NS	NS	NA	NS	NS	NS	<0.35	<0.43	<0.43	<0.26	ND	NS	28.2	0
MW-13D3	7/10/2009		NS	<0.75	NS	NS	NS	<0.41	<0.43	<0.47	NA	<0.39	<0.57	NS	<0.48	<0.22	<0.63	NS	NS	NS	NS	NA	NS	NS	NS	<0.20	<0.27	<0.20	<0.38	ND	NS	0	0
MW-13D3	9/30/2009		NS	<0.38	NS	NS	NS	<0.53	<0.36	<0.34	NA	<0.38	<0.28	NS	<0.30	<0.71	<0.49	NS	NS	NS	NS	NA	NS	NS	NS	<0.27	0.76	<0.28	<0.23	0.83	NS	0	1.6
MW-13D3	12/10/2009		NS	<0.13	NS	NS	NS	<0.23	1.4	<0.46	NA	<0.56	<0.41	NS	<0.58	<0.26	<0.44	NS	NS	NS	NS	NA	NS	NS	NS	<0.050	<0.053	<0.10	<0.12	ND	NS	5.3	0
MW-13D3	3/6/2010	DUP	NS	<0.091	NS	NS	NS	<0.070	<0.099	<0.11	NA	<0.13	<0.15	NS	<0.083	<0.20	<0.28	NS	NS	NS	NS	NA	NS	NS	NS	<0.050	<0.053	<0.10	<0.12	ND	NS	0	0
MW-13D3	3/6/2010		NS	<0.091	NS	NS	NS	<0.070	<0.099	<0.11	NA	<0.13	<0.15	NS	<0.083	<0.20	<0.28	NS	NS	NS	NS	NA	NS	NS	NS	<0.35	<0.51	<0.43	<0.26	ND	NS	0	0
MW-13D3	5/29/2010		NS	<0.75	NS	NS	NS	<0.41	<0.93	<0.47	NA	2.6	<0.57	NS	<0.48	<0.22	<0.63	NS	NS	NS	NS	NA	NS	NS	NS	<0.21	0.28	<0.20	<0.25	ND	NS	2.6	0.3
MW-13D3	8/4/2010		NS	<0.67	NS	NS	NS	<2.0	0.52	<0.34	NA	0.99	<0.4	NS	<0.28	<0.24	<0.78	NS	NS	NS	NS	NA	NS	NS	NS	<0.21	<0.2	<0.2	<0.25	ND	NS	1.51	0
MW-13D3	10/15/2010		NS	<0.67	NS	NS	NS	<2.0	<0.44	<0.34	NA	0.38	<0.4	NS	<0.28	<0.24	<0.78	NS	NS	NS	NS	NA	NS	NS	NS	<0.20	<0.20	<0.20	<0.34	ND	NS	0.38	0
MW-13D3	2/28/2011		NS	<0.50	NS	NS	NS	<2.0	0.68	<0.35	NA	0.81	<0.50	NS	<0.22	<0.20	<0.50	NS	NS	NS	NS	NA	NS	NS	NS	<0.20	1.3	<0.20	<0.34	ND	NS	4.4	1.3
MW-13D3	5/27/2011		NS	<0.50	NS	NS	NS	<2.0	1.3	<0.35	NA	5.4	<0.50	NS	<0.22	<0.20	<0.50	NS	NS	NS	NS	NA	NS	NS	NS	<0.2	<0.2	<0.2	<0.34	ND	NS	17.21	0
MW-13D3	8/24/2011		NS	<0.5	NS	NS	NS	<2.0	<0.25	<0.35	NA	<0.26	<0.5	NS	<0.22	<0.2	<0.5	NS	NS	NS	NS	NA	NS	NS	NS	<0.2	<0.2	<0.2	<0.34	ND	NS	1.07	0
MW-13D3	11/15/2011		NS	<0.5	NS	NS	NS	<2.0	<0.25	<0.35	NA	<0.26	<0.5	NS	<0.22	<0.2	<0.5	NS	NS	NS	NS	NA	NS	NS	NS	<0.2	<0.2	<0.2	<0.34	ND	NS	0.8	0
MW-13D3	2/28/2012		NS	<0.5	NS	NS	NS	<2.0	<0.25	<0.35	NA	<0.26	<0.5	NS	<0.22	<0.2	<0.5	NS	NS	NS	NS	NA	NS	NS	NS	<0.2	<0.2	<0.2	<0.34	ND	NS	0.66	0
MW-13D3	4/23/2012		NS	<0.5	NS	NS	NS	<2.0	<0.25	<0.35	NA	<0.26	<0.5	NS	<0.22	<0.2	<0.5	NS	NS	NS	NS	NA	NS	NS	NS	<0.2	<0.2	<0.2	<0.34	ND	NS	0.7	0
MW-13D3	8/20/2012		NS	<0,5	NS	NS	NS	<2,0	<0,25	<0,35	NA	<0,26	<0,5	NS	<0,22	<0,2	<0,5	NS	NS	NS	NS	NA	NS	NS	NS	<0,21	<0,2	<0,29	<0,21	ND	NS	0	0
MW-13D3	11/14/2012		NS	<0,5	NS	NS	NS	<2,0	<0,32	<0,23	NA	<0,31	<0,5	NS	<0,44	<0,39	<0,79	NS	NS	NS	NS	NA	NS	NS	NS	<0,21	0,25	<0,29	<0,21	ND	NS	2,4	0,3
MW-13D3	3/4/2013		NS	<0,5	NS	NS	NS	<2,0	<0,32	<0,23	NA	<0,31	<0,5	NS	<0,44	<0,34	<0,79	NS	NS	NS	NS	NA	NS	NS	NS	<0,21	0,26	<0,29	<0,21	ND	NS	0	0,3
MW-13D3	6/12/2013		NS	<0,5	NS	NS	NS	<2,0	<0,32	<0,23	NA	<0,31	<0,5	NS	<0,44	<0,34	<0,79	NS	NS	NS	NS	NA	NS	NS	NS	<0,21	<0,20	<0,29	<0,21	ND	NS	0	0
MW-13D3	8/27/2013		NS	<0,5	NS	NS	NS	<2,0	<0,32	<0,23	NA	<0,31	<0,5	NS	<0,44	<0,34	<0,79	NS	NS	NS	NS	NA	NS	NS	NS	<0,21	<0,20	<0,29	<0,21	ND	NS	0,4	0,3
MW-13D3	12/11/2013	DUP	NS	<0,5	NS	NS	NS	<2,0	<0,32	<0,23	NA	<0,31	<0,5	NS	<0,44	<0,34	<0,79	NS	NS	NS	NS	NA	NS	NS	NS	<0,21	<0,20	<0,29	<0,21	ND	NS	0	0,3
MW-13D3	12/11/2013		NS	<0,5	NS	NS	NS	<2,0	<0,32	<0,23	NA	<0,31	<0,5	NS	<0,44	<0,34	<0,79	NS	NS	NS	NS	NA	NS	NS	NS	<0,24	<0,20	<0,28	<0,20	ND	NS	0	0
MW-13D3	3/21/2014	DUP	NS	<0,33	NS	NS	NS	<2,0	<0,26	<0,34	NA	<0,30	<0,5	NS	<0,33	<0,38	<0,54	NS	NS	NS	NS	NA	NS	NS	NS	0,29	<0,20	<0,28	<0,20	ND	NS	0	0,3
MW-13D3	3/21/2014		NS	<0,33	NS	NS	NS	<2,0	<0,26	<0,34	NA	<0,30	<0,5	NS	<0,33	<0,38	<0,54	NS	NS	NS	NS	NA	NS	NS	NS	<0,24	<0,20	<0,28	<0,20	ND	NS	0	0
MW-13D3	6/16/2014		NS	<0.33	NS	NS	NS	<2.0	<0.26	<0.34	NA	<0.30	<0.5	NS	<0.33	<0.38	<0.54	NS	NS	NS	NS	NA	NS	<5.0	<5.0	<0.50	<1.0	<1.0	NA	NA	NS	0	0
MW-13D3	12/7/2014		NS	<2.0	<5.0	<5.0	<5.0	<2.0	<1.0	<1.0	NA	<1.0	<1.0	NS	<1.0	<1.0	<2.0	<5.0	<5.0	<5.0	<5.0	NA	<5.0	NS	NS	<1.0	<1.0	<1.0	<1.0	NS	NS	0	0
MW-13D3	3/11/2015		NS	<2.0	NS	NS	NS	<5.0	<1.0	<1.0	NA	<1.0	<2.0	NS	<1.0	<1.0	<2.0	NS	NS	NS	NS	NA	NS	NS	NS	<1.0	<1.0	<1.0	<1.0	NS	NS	0	0
MW-13D3	6/3/2015		NS	<2.0	NS	NS	NS	<5.0	<1.0	<1.0	<1.0	<1.0	<2.0	NS	<1.0	<1.0	<2.0	NS	NS	NS	NS	NA	NS	NS	NS	<1.0	<1.0	<1.0	<1.0	NS	NS	0	0
MW-13D3	8/14/2015		NS	<2.0	NS	NS	NS	<5.0	<1.0	<1.0	<1.0	<1.0	<2.0	NS	<1.0	<1.0	<2.0	NS	NS	NS	NS	NA	NS	NS	NS	<1.0	<1.0	<1.0	<1.0	NS	NS	0	0
MW-13D3	12/18/2015		NS	<2.0	NS	NS	NS	<5.0	<1.0	<1.0	<1.0	<1.0	<2.0	NS	<1.0	<1.0	<2.0	NS	NS	NS	NS	NA	NS	NS	NS	<1.0	<1.0	<1.0	<1.0	NS	NS	0	0
MW-13D3	3/19/2016		NS	<2.0	NS	NS	NS	<5.0	<1.0	<1.0	<1.0	<1.0	<2.0	NS	<1.0	<1.0	<2.0	NS	NS	NS	NS	NA	NS	<1.0	<1.0	<1.0	0.21	<1.0	<1.0	0.27	NS	0.34	0.5
MW-13D3	6/17/2016		<2.0	<2.0	<2.0	<1.0	<1.0	<5.0	0.34	<1.0	<1.0	0.99	<2.0	<10	<1.0	<1.0	<2.0	<5.0	<1.0	<1.0	<1.0	NA	<1.0	<1.0	<1.0	<1.0	<1.0	<1.0	<1.0	ND	NS	2.7	0
MW-13D3	9/22/2016		<2.0	<2.0	<2.0	<1.0	<1.0	<5.0	<1.0	<1.0	<1.0	<1.0	<2.0	<10	<1.0	<1.0	<2.0	<5.0	<1.0	<1.0	<1.0	NA	<1.0	<1.0	<1.0	<1.0	<1.0	<1.0	<1.0	ND	NS	0	0
MW-13D3	1/20/2017		<2.0	<2.0	<2.0	<1.0	<1.0	<5.0	<1.0	<1.0	<1.0	<1.0	<2.0	<10	<1.0	<1.0	<2.0	<5.0	<1.0	<1.0	<1.0	NA	<1.0	<2.0	<2.0	<0.50	<1.0	<1.0	<1.0	ND	NS	0	0
MW-13D3	3/23/2017		<1.0	<2.0	<2.0	<1.0	<2.0	<2.0	<1.0	<1.0	<1.0	<1.0	<2.0	<10	<1.0	<1.0	<2.0	<5.0	<2.0	<2.0	<2.0	<2.0	<1.0	<1.0	<1.0	<1.0	<1.0	<1.0	<1.0	ND	NS	0	0
MW-13D3	6/30/2017		<2.0	<2.0	<2.0	<1.0	<1.0	<5.0	<1.0	<1.0	<1.0	<1.0	<2.0	<10	<1.0	<1.0	<2.0	<5.0	<1.0	<1.0	<1.0	<1.0	<1.0	<1.0	<1.0	<1.0	<1.0	<1.0	<1.0	ND	NS	0	0
MW-13D3	1/10/2018		<2.0	<2.0	<2.0	<1.0	<1.0	<5.0	<1.0	<1.0	<1.0	<1.0	<2.0	<10	<1.0	<1.0	<2.0	<5.0	<1.0	<1.0	<1.0	<1.0	<1.0	<1.0	<1.0	<1.0	<1.0	<1.0	<1.0	ND	NS	0	0
MW-13D3	3/14/2018		<2.0	<2.0	<2.0	<1.0	<1.0	<5.0	<1.0	<1.0	<1.0	<1.0	<2.0	<10	<1.0	<1.0	<2.0	<5.0	<1.0	<1.0	<1.0	<1.0	<1.0	<1.0	<1.0	<1.0	<1.0	<1.0	<1.0	ND	NS	0	0
MW-13D3	6/27/2018		<2.0	<2.0	<2.0	<1.0	<1.0	<5.0	<1.0	<1.0	<1.0	<1.0	<2.0	<10	<1.0	<1.0	<2.0	<5.0	<1.0	<1.0	<1.0	<1.0	<1.0	<1.0	<1.0	<1.0	<1.0	<1.0	<1.0	ND	NS	0	0
MW-13D3	10/18/2018		<2.0	<2.0	<2.0	<1.0	<1.0	<5.0	<1.0	<1.0	<1.0	<1.0	<2.0	<10	<1.0	<1.0	<2.0	<5.0	<1.0	<1.0	<1.0	<1.0	<1.0	<1.0	<1.0	<1.0	<1.0	<1.0	<1.0	ND	NS	0	0
MW-13D3	1/23/2019		<2.0	<2.0	<2.0	<1.0	<1.0	<5.0	<1.0	<1.0	<1.0	<1.0	<2.0	<10	<1.0	<1.0	<2.0	<5.0	<1.0	<1.0	<1.0	<1.0	<1.0	<1.0	<1.0	<1.0	<1.0	<1.0	<1.0	ND	NS	0	0
MW-13D3	4/24/2019	DUP	<2.0	<2.0	<2.0	<1.0	<1.0	<5.0	<1.0	<1.0	<1.0	<1.0	<2.0	<10	<1.0	<1.0	<2.0	<5.0	<1.0	<1.0	<1.0	<1.0	<1.0	<0.2	<0.2	<0.2	0.4	<0.3	2.3	ND	NS	0	2.7
MW-13D3	4/24/2019		<2.0	<2.0	<2.0	<1.0	<1.0	<5.0	<1.0	<1.0	<1.0	<1.0	<2.0	<10	<1.0	<1.0	<2.0	<5.0	<1.0	<1.0	<1.0	<1.0	<1.0	<1.0	<1.0	<1.0	<1.0	<1.0	<1.0	ND	NS	0	0
MW-13D3	7/31/2019		<2.0	<2.0	<2.0	<1.0	<1.0	<5.0	<1.0	<1.0	<1.0	<1.0	<2.0	<10	<1.0	<1.0	<2.0	<5.0	<1.0	<1.0	<1.0	<1.0	<1.0	<1.0	<1.0	<1.0	<1.0	<1.0	<1.0	ND	NS	0	0
MW-13D3	7/31/2019	DUP	<2.0	<2.0	<2.0	<1.0	<1.0	<5.0	<1.0	<1.0	<1.0	<1.0	<2.0	<10	<1.0	<1.0	<2.0	<5.0	<1.0	<1.0	<1.0	<1.0	<1.0	<1.0	<1.0	<1.0	<1.0	<1.0	<1.0	ND	NS	0	0
MW-13D3	10/28/2019		<2.0	<1.0	<2.0	<1.0	<1.0	<5.0	<1.0	<1.0	<1.0	<1.0	<2.0	<10	<1.0	<1.0	<2.0	<5.0	<1.0	<1.0	<1.0	<1.0	<1.0	<1.0	<1.0	<1.0	<1.0	<1.0	<1.0	ND	NS	0	0
MW-13D3	1/21/2020		<2.0	<2.0	<2.0	<1.0	<1.0	<5.0	<1.0	<1.0	<1.0	<1.0	<2.0	<10	<1.0	<1.0	<1.0	<5.0	<1.0	<1.0	<1.0	<1.0	<1.0	<1.0	<1.0	<1.0	<1.0	<1.0	<1.0	ND	NS	0	0
MW-13D3	10/22/2020		<2.0	<1.1	<2.0	<1.0	<1.0	<5.0	<1.0	<1.0	<1.0	<1.0	<2.0	<10	<1.0	<1.0	<2.0	<5.0	<1.0	<1.0	<1.0	<1.0	<1.0	<1.0	<1.0	<1.0	<1.0	<1.0	<1.0	ND	NS	0	0
MW-13D3	4/22/2021		<2.0	<2.0	<2.0	<1.0	<1.0	<5.0	<1.0	<1.0	<1.0	<1.0	<2.0	NS	<1.0	<1.0	<2.0	<5.0	<1.0	<1.0	<1.0	<1.0	<1.0	<1.0	<1.0	<1.0	<1.0	<1.0	<1.0	ND	NS	0	0
MW-13D3	12/16/2021		<2.0	<2.0	<2.0	<1.0	<1.0	<5.0	<1.0	<1.0	<1.0	<1.0	<2.0	<10	<1.0	<1.0	<5.0	<5.0	<1.0	<1.0	<1.0	<1.0	<1.0	<1.0	<1.0	<1.0	0.35 J	<1.0	<1.0	ND	NS	0	0.35
MW-13D3	5/19/2022		<2.0	<2.0	<2.0	<1.0	<1.0	<5.0	<1.0	<1.0	<1.0	<1.0	<2.0	<10	<1.0	<1.0	<5.0	<5.0	<1.0	<1.0	<1.0	<1.0	<1.0	<1.0	<1.0	<1.0	<1.0	<1.0	<1.0	ND	NS	0	0
MW-13D3	11/10/2022		<2.0	<2.0	<2.0	<1.0	<1.0	<5.0	<1.0	<1.0	<1.0	<1.0	<2.0	<10	<1.0	<1.0	<5.0	<5.0	<1.0	<1.0	<1.0	<1.0	<1.0	<1.0	<1.0	<1.0	0.56 J	<1.0	<1.0	ND	NS	2.9	0.56
MW-13D3	4/20/2023		<2.0	<2.0	<2.0	<1.0	<1.0	<5.0	<1.0	<1.0	<1.0	<1.0	<2.0	<10	<1.0	<1.0	<5.0	<5.0	<1.0	<1.0	<1.0	<1.0	<1.0	<1.0	<1.0	<1.0	<1.0	<1.0	<1.0	ND	ND	0	0
MW-13D3	12/12/2023		<2.0	<2.0	<2.0	<1.0	<1.0	<5.0	<1.0	<1.0	<1.0	<1.0	<2.0	<10	<1.0	<1.0	<5.0	<5.0	<1.0	<1.0	<1.0	<1.0	<1.0	<1.0	<1.0	<1.0	<1.0	<1.0	<1.0	ND	ND	0	1.1
MW-13D3	5/1/2024		<1.0	<1.0	<5.0	<1.0	<1.0	<5.0	<1.0	<1.0	<1.0	<1.0	<1.0	<2.0	<1.0	<1.0	<5.0	<5.0	<1.0	<1.0	<1.0	<1.0	<1.0	<1.0	<1.0	<1.0	<1.0	<1.0	<5.0	ND	ND	0	0
MW-13D3	12/9/2024		<1.0	<1.0	<5.0	<1.0	<1.0	<5.0	<1.0	<1.0	<1.0	<1.0	<1.0	<2.0	<1.0	<1.0	<5.0	<5.0	<1.0	<1.0	<1.0	<1.0	<1.0	<1.0	<1.0	<1.0	<1.0	<1.0	<5.0	<1.0	<0.047	0.34	0
MW-24D	7/26/2006		NS	<0.3	<0.4	<0.1	<0.5	4.2	0.3	<0.2	NA	2.3	<0.3	NS	0.6	<0.2	<0.6	<0.3	<0.3	<0.3	<0.2	NA	<0.1	NS	NS	<0.2	<0.2	<0.3	NS	NS	NS	7.9	0
MW-24D	8/30/2007		NS	NS	NS	NS	NS	<2.0	0.6	NS	NA	<0.3	NS	NS	<0.4	NS	NS	NS	NS	NS	NS	NA	NS	NS	NS	<0.2	0.5	<0.3	1	ND	NS	0.6	1.5
MW-24D	12/20/2007		NS	<0,3	NS	NS	NS	<0,7	1,5	<0,4	NA	<0,3	<0,5	NS	<0,5	<0,4	<0,5	NS	NS	NS	NS	NA	NS	NS	NS	<0,23	<0,28	<0,34	NS	ND	NS	1,5	0
MW-24D	3/18/2008		NS	<0,31	NS	NS	NS	1,7	0,51	<0,41	NA	<0,26	<0,46	NS	<0,52	<0,35	<0,45	NS	NS	NS	NS	NA	NS	NS	NS	<0,23	<0,28	<0,34	1,2	ND	NS	2,2	1,2
MW-24D	6/20/2008		NS	<0.31	NS	NS	NS	<0.65	<0.35	<0.41	NA	<0.26	<0.46	NS	<0.52	<0.35	<0.45	NS	NS	NS	NS	NA	NS	NS	NS	<0.29	<0.35	<0.29	<0.21	ND	NS	0	0
MW-24D	9/15/2008		NS	<0.14	NS	NS	NS	<0.25	<0.32	<0.49	NA	<0.50	<0.45	NS	<0.61	<0.25	<0.48	NS	NS	NS	NS	NA	NS	NS	NS	<0.29	<0.35	<0.29	0.62	ND	NS	0	0.6
MW-24D	12/15/2008		NS	<0.14	<1.5	NS	NS	<0.25	0.98	<0.49	NA	<0.50	<0.45	NS	<0.61	<0.25	<0.48	NS	NS	NS	NS	NA	NS	NS	NS	<0.2	<0.27	<0.2	NS	ND	NS	2.68	0
MW-24D	3/30/2009		NS	<0.38	NS	NS	NS	<0.53	0.43	<0.34	NA	<0.38	<0.28	NS	<0.3	<0.71	<0.49	NS	NS	NS	NS	NA	NS	NS	NS	<0.35	0.91	<0.43	<0.26	2.33	NS	0.43	3.2
MW-24D	7/10/2009		NS	<0.75	NS	NS	NS	<0.41	0.73	<0.47	NA	<0.39	<0.57	NS	<0.48	<0.22	<0.63	NS	NS	NS	NS	NA	NS	NS	NS	<0.20	<0.27	<0.20	<0.38	ND	NS	0.73	0
MW-24D	9/30/2009		NS	<0.38	NS	NS	NS	<0.53	<0.36	<0.34	NA	<0.38	<0.28	NS	<0.30	<0.71	<0.49	NS	NS	NS	NS	NA	NS	NS	NS	<0.27	0.75	<0.28	0.38	1.2	NS	0.49	2.3
MW-24D	12/10/2009		NS	<0.13	NS	NS	NS	<0.23	0.8	<0.46	NA	<0.56	<0.41	NS	<0.58	<0.26	<0.44	NS	NS	NS	NS	NA	NS	NS	NS	<0.050	<0.053	<0.10	<0.12	ND	NS	0.8	0
MW-24D	3/6/2010		NS	<0.091	NS	NS	NS	<0.070	0.87	<0.11	NA	<0.13	<0.15	NS	<0.083	<0.20	<0.28	NS	NS	NS	NS	NA	NS	NS	NS	<0.35	<0.43	<0.43	<0.62	ND	NS	0.9	0
MW-24D	5/29/2010	DUP	NS	<0.75	NS	NS	NS	<0.41	<0.43	<0.47	NA	<0.39	<0.57	NS	<0.48	<0.22	<0.63	NS	NS	NS	NS	NA	NS	NS	NS	<0.35	<0.43	<0.43	<0.62	ND	NS	0	0
MW-24D	5/29/2010		NS	<0.75	NS	NS	NS	<0.41	<0.78	<0.47	NA	<0.57	<0.57	NS	<0.48	<0.22	<0.63	NS	NS	NS	NS	NA	NS	NS	NS	<0.21	<0.2	<0.2	<0.25	ND	NS	0	0

Appendix A
Groundwater Analytical Results - February 2003 - December 2024 (µg/L)
Perma-Fix of South Georgia Inc., Valdosta, GA

			Chlorinated and Non-Chlorinated VOCs																									Aromatic/						Total VOCs	
Sample Location	Sample Date	QA/QC Reference	Dibromomethane	Dichlorodifluoromethane (DCDFM) (difluorodichloromethane)	Hexachlorobutadiene	Isopropylbenzene	4-Isopropyltoluene (p-Isopropyltoluene)	Methylene Chloride	Tetrachloroethene (PCE)	Trans-1,2-Dichloroethene	Trans-1,3-Dichloropropene	Trichloroethene (TCE)	Trichlorofluoromethane	Vinyl Acetate	Vinyl Chloride	Bromoform	Bromomethane	Naphthalene	N-Propylbenzene	N-Butylbenzene	Sec-Butylbenzene	Tert-Butylbenzene	Styrene	1,2,4-Trimethylbenzene	1,3,5-Trimethylbenzene	Benzene	Toluene	Ethylbenzene	Methyl Tert-Butyl Ether	Total Xylenes	Heptachlor	Total Chlorinated and Non Chlorinated VOCs1	Total Aromatic/Hydrocarbon VOCs
	Current GW Standard		1 [b]	1 [b]	50 [a]	1 [b]	1 [b]	5 [a]	5 [a]	100 [a]	1 [b]	5 [a]	1 [b]	2 [b]	2 [a]	80 [a]	5 [b]	5 [b]	1 [b]	1 [b]	1 [b]	1 [b]	100 [a]	1 [b]	1 [b]	5 [a]	1000 [a]	700 [a]	5 [b]	10000 [a]	0.4 [a]	--	--
MW-24D	8/4/2010		NS	<0.67	NS	NS	NS	<2.0	0.97	<0.34	NA	<0.24	<0.4	NS	<0.28	<0.24	<0.78	NS	NS	NS	NS	NA	NS	NS	NS	<0.21	<0.2	<0.2	0.39	ND	NS	0.97	0.4
MW-24D	10/15/2010		NS	<0.67	NS	NS	NS	<2.0	1.6	<0.34	NA	<0.24	<0.4	NS	<0.28	<0.24	<0.78	NS	NS	NS	NS	NA	NS	NS	NS	<0.20	<0.20	<0.20	<0.34	ND	NS	1.6	0
MW-24D	2/28/2011		NS	<0.50	NS	NS	NS	<2.0	1.4	<0.35	NA	<0.26	<0.50	NS	<0.22	<0.20	<0.50	NS	NS	NS	NS	NA	NS	NS	NS	<0.20	<0.20	<0.20	<0.34	ND	NS	1.4	0
MW-24D	5/27/2011		NS	<0,50	NS	NS	NS	<2,0	1,5	<0,35	NA	0,57	<0,50	NS	<0,22	<0,20	<0,50	NS	NS	NS	NS	NA	NS	NS	NS	<0,2	<0,2	<0,2	<0,34	ND	NS	2,07	0
MW-24D	8/24/2011		NS	<0,5	NS	NS	NS	<2,0	1,2	<0,35	NA	<0,26	<0,5	NS	<0,22	<0,2	<0,5	NS	NS	NS	NS	NA	NS	NS	NS	<0,2	<0,2	<0,2	<0,34	ND	NS	2,08	0
MW-24D	11/15/2011		NS	<0,5	NS	NS	NS	<2,0	1	<0,35	NA	<0,26	<0,5	NS	<0,22	<0,2	<0,5	NS	NS	NS	NS	NA	NS	NS	NS	<0,2	<0,2	<0,2	<0,34	ND	NS	1	0
MW-24D	2/28/2012		NS	<0.5	NS	NS	NS	<2.0	0.38	<0.35	NA	3.4	<0.5	NS	<0.22	<0.2	<0.5	NS	NS	NS	NS	NA	NS	NS	NS	<0.2	<0.2	<0.2	<0.34	ND	NS	5.35	0
MW-24D	4/23/2012		NS	<0.5	NS	NS	NS	<2.0	0.87	<0.35	NA	<0.26	<0.5	NS	<0.22	<0.2	<0.5	NS	NS	NS	NS	NA	NS	NS	NS	<0.2	<0.2	<0.2	<0.34	ND	NS	0.87	0
MW-24D	8/20/2012		NS	<0.5	NS	NS	NS	<2.0	0.57	<0.35	NA	<0.26	<0.5	NS	<0.22	<0.2	<0.5	NS	NS	NS	NS	NA	NS	NS	NS	<0.21	<0.2	<0.29	<0.21	ND	NS	0.57	0
MW-24D	11/14/2012		NS	<0,5	NS	NS	NS	<2,0	0,6	<0,23	NA	<0,31	<0,5	NS	<0,44	<0,34	<0,79	NS	NS	NS	NS	NA	NS	NS	NS	<0,21	<0,2	<0,29	<0,21	ND	NS	0,6	0
MW-24D	3/4/2013		NS	<0,5	NS	NS	NS	2,3	<0,32	<0,23	NA	<0,31	<0,5	NS	<0,44	<0,34	<0,79	NS	NS	NS	NS	NA	NS	NS	NS	<0,21	<0,2	<0,29	<0,21	ND	NS	2,3	0
MW-24D	6/11/2013		NS	<0.5	NS	NS	NS	<2,0	<0,32	<0,23	NA	<0,31	<0,5	NS	<0,44	<0,34	<0,79	NS	NS	NS	NS	NA	NS	NS	NS	<0,21	<0,2	<0,29	<0,21	ND	NS	0	0
MW-24D	8/28/2013		NS	<0.5	NS	NS	NS	<2.0	<0,32	<0,23	NA	<0,31	<0,5	NS	<0,44	<0,34	<0,79	NS	NS	NS	NS	NA	NS	NS	NS	<0,21	<0,2	<0,29	<0,21	ND	NS	0	0
MW-24D	12/12/2013		NS	<0.5	NS	NS	NS	<2.0	<0,32	<0,23	NA	<0,31	<0,5	NS	<0,44	<0,34	<0,79	NS	NS	NS	NS	NA	NS	NS	NS	<0,24	<0,2	<0,28	<0,20	ND	NS	0	0
MW-24D	3/20/2014		NS	<0.33	NS	NS	NS	<2.0	<0,26	<0,34	NA	<0,30	<0,5	NS	<0,33	<0,38	<0,54	NS	NS	NS	NS	NA	NS	NS	NS	<0,24	<0,2	<0,28	<0,20	ND	NS	0	0
MW-24D	6/17/2014		NS	<0.33	NS	NS	NS	<2.0	<0,26	<0,34	NA	<0,30	<0,5	NS	<0,33	<0,38	<0,54	NS	NS	NS	NS	NA	NS	<5,0	<5,0	<0,50	<1,0	<1,0	NA	NA	NS	0	0
MW-24D	12/11/2014		NS	<2,0	<5,0	<5,0	<5,0	<2,0	<1,0	<1,0	NA	<1,0	<1,0	NS	<1,0	<1,0	<2,0	<5,0	<5,0	<5,0	<5,0	NA	<5,0	NS	NS	<1,0	<1,0	<1,0	<1,0	NS	NS	0	0
MW-24D	3/16/2015		NS	<2,0	NS	NS	NS	<5,0	0,33	<1,0	NA	<1,0	<2,0	NS	<1,0	<1,0	<2,0	NS	NS	NS	NS	NA	NS	NS	NS	<1,0	<1,0	<1,0	<1,0	NS	NS	0,66	0
MW-24D	6/7/2015		NS	<2,0	NS	NS	NS	<5,0	0,33	<1,0	<1,0	<1,0	<2,0	NS	<1,0	<1,0	<2,0	NS	NS	NS	NS	NA	NS	NS	NS	<1,0	<1,0	<1,0	<1,0	NS	NS	0,6	0
MW-24D	8/13/2015		NS	<2,0	NS	NS	NS	<5,0	<1,0	<1,0	<1,0	<1,0	<2,0	NS	<1,0	<1,0	<2,0	NS	NS	NS	NS	NA	NS	NS	NS	<1,0	<1,0	<1,0	<1,0	NS	NS	0	0
MW-24D	12/15/2015		NS	<2,0	NS	NS	NS	<5,0	0,49	<1,0	<1,0	<1,0	<2,0	NS	<1,0	<1,0	<2,0	NS	NS	NS	NS	NA	NS	NS	NS	<1,0	<1,0	<1,0	<1,0	NS	NS	0,5	0
MW-24D	3/18/2016	DUP	NS	<2,0	NS	NS	NS	<5,0	<1,0	<1,0	<1,0	<1,0	<2,0	NS	<1,0	<1,0	<2,0	NS	NS	NS	NS	NA	NS	NS	NS	<1,0	<1,0	<1,0	0,28	NS	NS	0	0,3
MW-24D	3/18/2016		NS	<2,0	NS	NS	NS	<5,0	0,39	<1,0	<1,0	<1,0	<2,0	NS	<1,0	<1,0	<2,0	NS	NS	NS	NS	NA	NS	<1,0	<1,0	<1,0	<1,0	<1,0	0,38	ND	NS	0,39	0,4
MW-24D	6/15/2016		<2,0	<2,0	<2,0	<1,0	<1,0	<5,0	0,38	<1,0	<1,0	<1,0	<2,0	<10	<1,0	<1,0	<2,0	<5,0	<1,0	<1,0	<1,0	NA	<1,0	<1,0	<1,0	<1,0	<1,0	<1,0	0,39	ND	NS	0,38	0,4
MW-24D	9/21/2016		<2,0	<2,0	<2,0	<1,0	<1,0	<5,0	0,32	<1,0	<1,0	<1,0	<2,0	<10	<1,0	<1,0	<2,0	<5,0	<1,0	<1,0	<1,0	NA	<1,0	<1,0	<1,0	<1,0	<1,0	<1,0	0,37	ND	NS	0,32	0,4
MW-24D	1/18/2017		<2.0	<2.0	<2.0	<1.0	<1.0	<5.0	0.54	<1.0	<1.0	<1.0	<2.0	<10	<1.0	<1.0	<2.0	<5.0	<1.0	<1.0	<1.0	NA	<1.0	<1.0	<1.0	<1.0	<1.0	<1.0	0.42	ND	NS	0.54	0.4
MW-24D	3/22/2017		<2.0	<2.0	<2.0	<1.0	<1.0	<5.0	0.6	<1.0	<1.0	<1.0	<2.0	<10	<1.0	<1.0	<2.0	<5.0	<1.0	<1.0	<1.0	<1.0	<1.0	<1.0	<1.0	<1.0	<1.0	<1.0	0.25	ND	NS	0.6	0.3
MW-24D	6/29/2017		<2.0	<2.0	<2.0	<1.0	<1.0	<5.0	0.47	<1.0	<1.0	<1.0	<2.0	<10	<1.0	<1.0	<2.0	<5.0	<1.0	<1.0	<1.0	<1.0	<1.0	<1.0	<1.0	<1.0	<1.0	<1.0	<1.0	ND	NS	0.47	0
MW-24D	9/19/2017		<2.0	<2.0	<2.0	<1.0	<1.0	<5.0	0.36	<1.0	<1.0	<1.0	<2.0	<10	<1.0	<1.0	<2.0	<5.0	<1.0	<1.0	<1.0	<1.0	<1.0	<1.0	<1.0	<1.0	<1.0	<1.0	<1.0	ND	NS	0.36	0
MW-24D	1/9/2018		<2.0	<2.0	<2.0	<1.0	<1.0	<5.0	0.38	<1.0	<1.0	<1.0	<2.0	<10	<1.0	<1.0	<2.0	<5.0	<1.0	<1.0	<1.0	<1.0	<1.0	<1.0	<1.0	<1.0	<1.0	<1.0	<1.0	ND	NS	0.38	0
MW-24D	3/13/2018		<2.0	<2.0	<2.0	<1.0	<1.0	<5.0	0.35	<1.0	<1.0	<1.0	<2.0	<10	<1.0	<1.0	<2.0	<5.0	<1.0	<1.0	<1.0	<1.0	<1.0	<1.0	<1.0	<1.0	<1.0	<1.0	<1.0	ND	NS	0.4	0
MW-24D	6/26/2018		<2.0	<2.0	<2.0	<1.0	<1.0	<5.0	<1.0	<1.0	<1.0	<1.0	<2.0	<10	<1.0	<1.0	<2.0	<5.0	<1.0	<1.0	<1.0	<1.0	<1.0	<1.0	<1.0	<1.0	<1.0	<1.0	<1.0	ND	NS	0	0
MW-24D	10/17/2018		<2.0	<2.0	<2.0	<1.0	<1.0	<5.0	0.26 J	<1.0	<1.0	<1.0	<2.0	<10	<1.0	<1.0	<2.0	<5.0	<1.0	<1.0	<1.0	<1.0	<1.0	<1.0	<1.0	<1.0	<1.0	<1.0	<1.0	ND	NS	0.3	0
MW-24D	1/22/2019		<2.0	<2.0	<2.0	<1.0	<1.0	<5.0	<1.0	<1.0	<1.0	<1.0	<2.0	<10	<1.0	<1.0	<2.0	<5.0	<1.0	<1.0	<1.0	<1.0	<1.0	<1.0	<1.0	<1.0	<1.0	<1.0	<1.0	ND	NS	0	0
MW-24D	4/22/2019		<2.0	<2.0	<2.0	<1.0	<1.0	<5.0	<1.0	<1.0	<1.0	<1.0	<2.0	<10	<1.0	<1.0	<2.0	<5.0	<1.0	<1.0	<1.0	<1.0	<1.0	<1.0	1,3	0.6	39,4	96.8	22.1	0.9	60.1	NS	1.9	219.3
MW-24D	7/30/2019		<2.0	<2.0	<2.0	<1.0	<1.0	<5.0	<1.0	<1.0	<1.0	<1.0	<2.0	<10	<1.0	<1.0	<2.0	<5.0	<1.0	<1.0	<1.0	<1.0	<1.0	<1.0	<1.0	<1.0	<1.0	<1.0	<1.0	<1.0	ND	NS	0	0
MW-24D	10/30/2019		<2.0	<2.0	<2.0	<1.0	<1.0	<5.0	0.26	<1.0	<1.0	<1.0	<2.0	<10	<1.0	<1.0	<2.0	<5.0	<1.0	<1.0	<1.0	<1.0	<1.0	<1.0	<1.0	<1.0	<1.0	<1.0	<1.0	<1.0	ND	NS	0.26	0
MW-24D	1/22/2020		<2.0	<2.0	<2.0	<1.0	<1.0	<5.0	<1.0	<1.0	<1.0	<1.0	<2.0	<10	<1.0	<1.0	<1.0	<5.0	<1.0	<1.0	<1.0	<1.0	<1.0	<1.0	<1.0	<1.0	<1.0	<1.0	<1.0	<1.0	ND	NS	0.42	0
MW-24D	10/21/2020		<2.0	<2.0	<2.0	<1.0	<1.0	<5.0	0.4 J	<1.0	<1.0	<1.0	<2.0	<10	<1.0	<1.0	<2.0	<5.0	<1.0	<1.0	<1.0	<1.0	<1.0	<1.0	<1.0	<1.0	<1.0	<1.0	<1.0	<1.0	ND	NS	0.71	0
MW-24D	12/14/2021		<2.0	<2.0	<2.0	<1.0	<1.0	<5.0	<1.0	<1.0	<1.0	<1.0	<2.0	<10	<1.0	<1.0	<5.0	<5.0	<1.0	<1.0	<1.0	<1.0	<1.0	<1.0	<1.0	<1.0	<1.0	<1.0	<1.0	<1.0	ND	NS	0	0
MW-24D	11/8/2022		<2.0	<2.0	<2.0	<1.0	<1.0	<5.0	<1.0	<1.0	<1.0	<1.0	<2.0	<10	<1.0	<1.0	<5.0	<5.0	<1.0	<1.0	<1.0	<1.0	<1.0	<1.0	<1.0	<1.0	<1.0	<1.0	<1.0	<1.0	ND	NS	0	0
MW-24D	11/9/2023		<2.0	<2.0	<2.0	<1.0	<1.0	<5.0	<1.0	<1.0	<1.0	<1.0	<2.0	<10	<1.0	<1.0	<5.0	<5.0	<1.0	<1.0	<1.0	<1.0	<1.0	<1.0	<1.0	<1.0	<1.0	<1.0	<1.0	<1.0	ND	NS	0	0
MW-24D	12/6/2024		<1.0	<1.0	<5.0	<1.0	<1.0	<5.0	<1.0	<1.0	<1.0	<1.0	<1.0	<2.0	<1.0	<1.0	<5.0	<5.0	<1.0	<1.0	<1.0	<1.0	<1.0	<1.0	<1.0	<1.0	<1.0	<1.0	<5.0	<1.0	<0.049	0	0
MW-14S	7/26/2006		NS	1,3	<0.4	0,7	<0,5	5,9	10,7	1,3	NA	18,3	<0,3	NS	530	<0,2	<0,6	<0,3	0,4	<0,3	<0,2	NA	<0,1	NS	NS	32	71	36	NS	100	NS	2376.5	139
MW-14S	8/30/2007		NS	NS	NS	NS	NS	<2.0	<0.3	NS	NA	1.6	NS	NS	42	NS	NS	NS	NS	NS	NS	NA	NS	NS	NS	28	8.7	9.3	0.8	25	NS	373.9	71.8
MW-14S	12/20/2007		NS	<0.3	NS	NS	NS	<0.7	0.9	<0.4	NA	0.9	<0.5	NS	6.3	<0.4	<0.5	NS	NS	NS	NS	NA	NS	NS	NS	23	9.4	16	NS	45	NS	216.6	93.4
MW-14S	3/18/2008		NS	<0.31	NS	NS	NS	2.4	1.6	0.52	NA	1.2	<0.46	NS	4.6	<0.35	<0.45	NS	NS	NS	NS	NA	NS	NS	NS	<2.3	10	<3.4	<2.1	ND	NS	230.62	10
MW-14S	6/20/2008		NS	<3,1	NS	NS	NS	53	99	<4,1	NA	48	<4,6	NS	<5,2	<3,5	<4,5	NS	NS	NS	NS	NA	NS	NS	NS	20	2,2	4	<0,42	6,2	NS	209,3	32,3
MW-14S	9/25/2008		NS	<0,28	NS	NS	NS	<0,50	<0,64	<0,98	NA	13	<0,90	NS	2,9	<0,50	<0,96	NS	NS	NS	NS	NA	NS	NS	NS	19	0,65	<0,29	0,7	ND	NS	274,1	20,4
MW-14S	12/15/2008		NS	<0,14	<1,5	NS	NS	<0,25	4,1	<0,49	NA	39	<0,45	NS	10	<0,25	<0,48	NS	NS	NS	NS	NA	NS	NS	NS	34	3,4	3,2	NS	9,7	NS	157,43	50,3
MW-14S	3/30/2009		NS	<0.38	NS	NS	NS	<0,53	1,4	0,41	NA	46	<0,28	NS	47	<0,71	<0,49	NS	NS	NS	NS	NA	NS	NS	NS	21	3,1	3,5	<1,3	3,8	NS	251,94	31,4
MW-14S	7/10/2009		NS	<3,8	NS	NS	NS	<2,0	9,8	<2,4	NA	120	<2,8	NS	26	<1,1	<3,2	NS	NS	NS	NS	NA	NS	NS	NS	31	3,2	1,8	<0,38	6,9	NS	223,8	42,9
MW-14S	9/30/2009		NS	<0.38	NS	NS	NS	1,1	4,3	0,45	NA	68	<0,28	NS	57	<0,71	<0,49	NS	NS	NS	NS	NA	NS	NS	NS	27	<0,35	<0,28	0,72	3,9	NS	261,21	31,6
MW-14S	12/10/2009		NS	<0,13	NS	NS	NS	<0,23	1,2	<0,46	NA	19	<0,41	NS	21	<0,26	<0,44	NS	NS	NS	NS	NA	NS	NS	NS	25	2,2	1,2	0,63	4,6	NS	106,03	33,6
MW-14S	3/6/2010		NS	<0,091	NS	NS	NS	0,54	5	<0,11	NA	22	<0,15	NS	18	<0,20	<0,28	NS	NS	NS	NS	NA	NS	NS	NS	35	4	1,1	<0,26	4,2	NS	126,46	44,3
MW-14S	5/29/2010	DUP	NS	<0.75	NS	NS	NS	<0,53	21	<0,57	NA	35	<0,57	NS	76	<0,22	<0,63	NS	NS	NS	NS	NA	NS	NS	NS	28	3,2	1	<0,55	4,5	NS	387,9	36,7
MW-14S	5/29/2010		NS	<0.75	NS	NS	NS	<0,41	23	<0,51	NA	40	<0,57	NS	46	<0,22	<0,63	NS	NS	NS	NS	NA	NS	NS	NS	<0,21	<0,20	<0,20	<0,25	ND	NS	303,5	0
MW-14S	8/4/2010		NS	<0.67	NS	NS	NS	<2.0	0.97	<0.34	NA	<0.24	<0.40	NS	<0.28	<0.24	<0.78	NS	NS	NS	NS	NA	NS	NS	NS	34.2	4.8	6.9	<0.5	11.3	NS	0.97	57.3
MW-14S	10/15/2010		NS	<1.3	NS	NS	NS	<4.0	29.4	0.88	NA	30	<0.8	NS	230	<0.48	<1.6	NS	NS	NS	NS	NA	NS	NS	NS	33.9	20.4	14.7	<1.7	31.1	NS	770.38	100.1
MW-14S	2/28/2011		NS	<2,5	NS	NS	NS	14,3	10,9	<1,8	NA	19,2	<2,5	NS	249	<1,0	<2,5	NS	NS	NS	NS	NA	NS	NS	NS	35,3	52,9	27,6	<1,7	70,9	NS	997,8	186,7
MW-14S	5/27/2011		NS	<2,5	NS	NS	NS	15,1	16,1	<1,8	NA	28,7	<2,5	NS	343	<1,0	<2,5	NS	NS	NS	NS	NA	NS	NS	NS	39,7	76,1	28,6	<1,7	83,3	NS	1317,9	227,6
MW-14S	8/24/2011		NS	<2,5	NS	NS	NS	<10	11,1	<1,8	NA	18,7	<2,5	NS	330	<1,0	<2,5	NS	NS	NS	NS	NA	NS	NS	NS	36,2	67	29	<3,4	71,5	NS	1361,4	203,6
MW-14S	11/15/2011		NS	<5,0	NS	NS	NS	<20	9,3	<3,5	NA	14,7	<5,0	NS	365	<2,0	<5,0	NS	NS	NS	NS	NA	NS	NS	NS	33,8	53,8	26,3	<1,7	67,7	NS	1402,7	181,6
MW-14S	2/28/2012		NS	<2.5	NS	NS	NS	<10	3	<1.8	NA	5.3	<2.5	NS	157	<1.0	<2.5	NS	NS	NS	NS	NA	NS	NS	NS	48.7	88.6	50.4	<0.68	142	NS	906.3	329.8
MW-14S	4/23/2012		NS	<1.0	NS	NS	NS	5.3	3	2.6	NA	6.7	<1.0	NS	213	<0.4	<1.0	NS	NS	NS	NS	NA	NS	NS	NS	34	39.9	32.5	<1.7	80.6	NS	1214.47	187
MW-14S	8/20/2012		NS	<2.5	NS	NS	NS	<10	2.8	<1.8	NA	<1.3	<2.5	NS	115	<1.0	<2.5	NS	NS	NS	NS	NA	NS	NS	NS	35.1	37.9	33	<1.1	81.7	NS	713.2	187.7
MW-14S	11/14/2012		NS	<2,5	NS	NS	NS	<10	2,5	1,8	NA	1,7	<2,5	NS	62,1	<1,7	<3,9	NS	NS	NS	NS	NA	NS	NS	NS	16,7	7,8	13,8	0,45	30,6	NS	663,7	69,4
MW-14S	3/4/2013		NS	<0,5	NS	NS	NS	<2,0	<0,32	0,63	NA	<0,31	<0,5	NS	4,8	<0,34	<0,79	NS	NS	NS	NS	NA	NS	NS	NS	33,7	11,7	26,7	0,77	51,5	NS	171,77	124,4
MW-14S	6/11/2013		NS	<0,5	NS	NS	NS	<2,0	<0,32	1,3	NA	0,61	<0,5	NS	17,5	<0,34	<0,79	NS	NS	NS	NS	NA	NS	NS	NS	18,3	3,3	13	<0,40	22	NS	351,78	56,7
MW-14S	8/26/2013		NS	<0,5	NS	NS	NS	<2,0	<0,32	0,59	NA	<0,31	<0,5	NS	2,9	<0,34	<0,79	NS	NS	NS	NS	NA	NS	NS	NS	23,7	4,5	12	0,43	28,1	NS	142,39	68,7
MW-14S	12/12/2013		NS	<0,5	NS	NS	NS	<2,0	0,33	0,73	NA	0,75	<0,5	NS	6,5	<0,34	<0,79	NS	NS	NS	NS	NA	NS	NS	NS	14	1,1	2,3	0,37	19,8	NS	205,8	24,1

Appendix A
Groundwater Analytical Results - February 2003 - December 2024 (µg/L)
Perma-Fix of South Georgia Inc., Valdosta, GA

			Chlorinated and Non-Chlorinated VOCs																								Aromatic/						Total VOCs	
Sample Location	Sample Date	QA/QC Reference	Dibromomethane	Dichlorodifluoromethane (DCDFM) (difluorodichloromethane)	Hexachlorobutadiene	Isopropylbenzene	4-Isopropyltoluene (p-Isopropyltoluene)	Methylene Chloride	Tetrachloroethene (PCE)	Trans-1,2-Dichloroethene	Trans-1,3-Dichloropropene	Trichloroethene (TCE)	Trichlorofluoromethane	Vinyl Acetate	Vinyl Chloride	Bromoform	Bromomethane	Naphthalene	N-Propylbenzene	N-Butylbenzene	Sec-Butylbenzene	Tert-Butylbenzene	Styrene	1,2,4-Trimethylbenzene	1,3,5-Trimethylbenzene	Benzene	Toluene	Ethylbenzene	Methyl Tert-Butyl Ether	Total Xylenes	Heptachlor	Total Chlorinated and Non Chlorinated VOCs1	Total Aromatic/Hydrocarbon VOCs
	Current GW Standard		1 [b]	1 [b]	50 [a]	1 [b]	1 [b]	5 [a]	5 [a]	100 [a]	1 [b]	5 [a]	1 [b]	2 [b]	2 [a]	80 [a]	5 [b]	5 [b]	1 [b]	1 [b]	1 [b]	1 [b]	100 [a]	1 [b]	1 [b]	5 [a]	1000 [a]	700 [a]	5 [b]	10000 [a]	0.4 [a]	---	---
MW-14S	3/20/2014		NS	<0.33	NS	NS	NS	<2.0	2.2	0.51	NA	3.1	<0.5	NS	19.8	<0.38	<0.54	NS	NS	NS	NS	NA	NS	NS	NS	9.6	1.7	1.3	0.39	3.3	NS	136.3	16.3
MW-14S	6/17/2014		NS	<0.33	NS	NS	NS	<2.0	8.9	0.42	NA	9.2	<0.5	NS	60.5	<0.38	<0.54	NS	NS	NS	NS	NA	NS	<5.0	<5.0	10.9	0.68	0.4	NA	1.3	NS	253.44	12
MW-14S	12/11/2014		NS	<2.0	<5.0	<5.0	<5.0	<2.0	2.3	<1.0	NA	5	<1.0	NS	27.1	<1.0	<2.0	<5.0	<5.0	<5.0	<5.0	NA	<5.0	NS	NS	11	0.55	0.47	<1.0	1	NS	170.69	12
MW-14S	3/15/2015	DUP	NS	<2,0	NS	NS	NS	<5,0	1,1	0,23	NA	1,8	<2,0	NS	6,6	<1,0	<2,0	NS	NS	NS	NS	NA	NS	NS	NS	10,2	0,63	0,7	0,38	2	NS	105,36	11,9
MW-14S	3/15/2015		NS	<2,0	NS	NS	NS	<5,0	1,3	0,29	NA	2,3	<2,0	NS	5,6	<1,0	<2,0	NS	NS	NS	NS	NA	NS	NS	NS	10,4	0,74	0,78	<1,0	1,8	NS	96,75	11,9
MW-14S	6/7/2015		NS	<2,0	NS	NS	NS	<5,0	1,2	0,39	<1,0	3	<2,0	NS	9,2	<1,0	<2,0	NS	NS	NS	NS	NA	NS	NS	NS	9,6	0,53	<1,0	<1,0	1,4	NS	115,1	10,1
MW-14S	8/13/2015		NS	<2.0	NS	NS	NS	<5.0	<1,0	0.23	<1.0	<1,0	<2.0	NS	3	<1.0	<2.0	NS	NS	NS	NS	NA	NS	NS	NS	6.8	<1.0	0.25	0.31	1.2	NS	63.69	7.4
MW-14S	12/16/2015		NS	<2.0	NS	NS	NS	<5.0	0.38	0.23	<1.0	1.7	<2.0	NS	7.1	<1.0	<2.0	NS	NS	NS	NS	NA	NS	NS	NS	6.7	0.3	0.36	0.28	1	NS	53.81	7.6
MW-14S	3/18/2016		NS	<2.0	NS	NS	NS	<5.0	<1.0	<1.0	<1.0	<1.0	<2.0	NS	4.9	<1.0	<2.0	NS	NS	NS	NS	NA	NS	<1.0	<1.0	7.5	0.22	<1.0	0.38	0.89	NS	49.5	9
MW-14S	6/15/2016		<2,0	<2,0	<2,0	<1,0	<1,0	<5,0	0,52	0,43	<1,0	6	<2,0	<10	14,4	<1,0	<2,0	<5,0	<1,0	<1,0	<1,0	NA	<1,0	<1,0	<1,0	7,3	<1,0	<1,0	0,3	0,3	NS	80,86	7,9
MW-14S	9/22/2016		<2.0	<2,0	<2,0	<1.0	<1,0	<5,0	0,34	<1,0	<1,0	2,8	<2,0	<10	9,1	<1,0	<2,0	<5,0	<1,0	<1,0	<1,0	NA	<1,0	<1,0	<1,0	8,3	0,32	<1,0	0,46	0,99	NS	54,26	10,1
MW-14S	1/19/2017		<2,0	<2,0	<2,0	<1,0	<1,0	<5,0	<1,0	<1,0	<1,0	1,8	<2,0	<10	3,9	<1,0	<2,0	<5,0	<1,0	<1,0	<1,0	NA	<1,0	<1,0	<1,0	7,9	<1,0	<1,0	0,42	1	NS	39,81	9,3
MW-14S	3/22/2017		<2,0	<2,0	<2,0	<1,0	<1,0	<5,0	0,34	<1,0	<1,0	3,5	<2,0	<10	3,7	<1,0	<2,0	<5,0	<1,0	<1,0	<1,0	<1,0	<1,0	<1,0	<1,0	4,3	<1,0	<1,0	0,44	0,31	NS	62,98	5,1
MW-14S	6/29/2017		<2.0	<2,0	<2,0	<1.0	<1,0	<5,0	<1,0	<1,0	<1,0	<1,0	<2,0	<10	1,3	<1,0	<2,0	<5,0	<1,0	<1,0	<1,0	<1,0	<1,0	<1,0	<1,0	4,2	<1,0	<1,0	0,38	0,28	NS	14,68	4,9
MW-14S	9/19/2017		<2.0	<2,0	<2,0	<1.0	<1,0	<5,0	0,25	<1,0	<1,0	<1,0	<2,0	<10	1,1	<1,0	<2,0	<5,0	<1,0	<1,0	<1,0	<1,0	<1,0	<1,0	<1,0	3,5	<1,0	<1,0	0,49	ND	NS	22,25	4
MW-14S	1/9/2018		<2.0	<2,0	<2,0	<1.0	<1,0	<5,0	0,33	<1,0	<1,0	1,1	<2,0	<10	0,52	<1,0	<2,0	<5,0	<1,0	<1,0	<1,0	<1,0	<1,0	<1,0	<1,0	2,2	<1,0	<1,0	0,44	ND	NS	21,19	2,6
MW-14S	3/13/2018		<2,0	<2,0	<2,0	<1,0	<1,0	<5,0	<1,0	<1,0	<1,0	<1,0	<2,0	<10	<1,0	<1,0	<2,0	<5,0	<1,0	<1,0	<1,0	<1,0	<1,0	<1,0	<1,0	1,8	<1,0	<1,0	0,33 J	ND	NS	13,34	2,1
MW-14S	6/26/2018	DUP	<2,0	<2,0	<2,0	<1,0	<1,0	<5,0	<1,0	<1,0	<1,0	<1,0	<2,0	<10	<1,0	<1,0	<2,0	<5,0	<1,0	<1,0	<1,0	<1,0	<1,0	<1,0	<1,0	1,9	<1,0	<1,0	<1,0	ND	NS	9,88	1,9
MW-14S	6/26/2018		<2,0	<2,0	<2,0	<1,0	<1,0	<5,0	<1,0	<1,0	<1,0	<1,0	<2,0	<10	<1,0	<1,0	<2,0	<5,0	<1,0	<1,0	<1,0	<1,0	<1,0	<1,0	<1,0	1,8	<1,0	<1,0	0,28 J	ND	NS	10,4	2,1
MW-14S	10/17/2018		<2,0	<2,0	<2,0	<1,0	<1,0	<5,0	1	<1,0	<1,0	0,83 J	<2,0	<10	1,8	<1,0	<2,0	<5,0	<1,0	<1,0	<1,0	<1,0	<1,0	<1,0	<1,0	3,5	<1,0	<1,0	<1,0	ND	NS	20,95	3,5
MW-14S	1/22/2019		<2,0	<2,0	<2,0	<1,0	<1,0	<5,0	0,99 J	<1,0	<1,0	0,89 J	<2,0	<10	7,3	<1,0	<2,0	<5,0	<1,0	<1,0	<1,0	<1,0	<1,0	<1,0	<1,0	7,7	<1,0	<1,0	<1,0	0,51 J	NS	44,6	8,2
MW-14S	4/23/2019		<2,0	<2,0	<2,0	<1,0	<1,0	<5,0	1,5	<1,0	<1,0	2,2	<2,0	<10	8,3	<1,0	<2,0	<5,0	<1,0	<1,0	<1,0	<1,0	<1,0	<0,2	<0,2	<0,2	<0,2	25,6	<0,2	ND	NS	59,49	25,6
MW-14S	7/31/2019		<2,0	<2,0	<2,0	<1,0	<1,0	<5,0	1,2	<1,0	<1,0	2,7	<2,0	<10	5,4	<1,0	<2,0	<5,0	<1,0	<1,0	<1,0	<1,0	<1,0	<1,0	<1,0	5,2	<1,0	<1,0	<1,0	0,27	NS	39,47	5,5
MW-14S	10/30/2019		<2,0	<2,0	<2,0	<1,0	<1,0	<5,0	2,4	<1,0	<1,0	7,3	<2,0	<10	12,8	<1,0	<2,0	<5,0	<1,0	<1,0	<1,0	<1,0	<1,0	<1,0	<1,0	11,4	<1,0	<1,0	<1,0	1,54	NS	83	12,94
MW-14S	1/22/2020		<2,0	<2,0	<2,0	<1,0	<1,0	<5,0	3,4	<1,0	<1,0	13	<2,0	<10	20	<1,0	<1,0	<5,0	<1,0	<1,0	<1,0	<1,0	<1,0	<1,0	<1,0	11,4	<1,0	<1,0	0,28 J	1,06	NS	127,1	12,74
MW-14S	10/21/2020		<2.0	<2,0	<2,0	<1.0	<1,0	<5,0	1,2	<1,0	<1,0	3,5	<2,0	<10	13,5	<1,0	<2,0	<5,0	<1,0	<1,0	<1,0	<1,0	<1,0	<1,0	<1,0	11	<1,0	<1,0	0,28 J	0,54	NS	77	11,8
MW-14S	4/22/2021		<2.0	<2,0	<2,0	<1.0	<1,0	<5,0	1,7	<1,0	<1,0	<1,0	<2,0	NS	<1,0	<1,0	<1,0	<5,0	<1,0	<1,0	<1,0	<1,0	<1,0	<1,0	<1,0	9,4	<1,0	<1,0	<1,0	0,8 J	NS	53,2	10,2
MW-14S	12/14/2021		<2.0	<2,0	<2,0	<1.0	<1,0	<5,0	3	<1,0	<1,0	8,2	<2,0	<10	39,4	<1,0	<5,0	<5,0	<1,0	<1,0	<1,0	<1,0	<1,0	<1,0	<1,0	11,8	<1,0	<1,0	0,29 J	0,57 J	NS	119,8	12,7
MW-14S	5/18/2022		<2,0	<2,0	<2,0	<1,0	<1,0	<5,0	3,3	<1,0	<1,0	6,1	<2,0	<10	22,3	<1,0	<5,0	<5,0	<1,0	<1,0	<1,0	<1,0	<1,0	<1,0	<1,0	5,9	<1,0	<1,0	0,24 J	0,49 J	NS	92,3	6,6
MW-14S	11/8/2022		<2.0	<2,0	<2,0	<1.0	<1,0	<5,0	2,3	<1,0	<1,0	6,5	<2,0	<10	33,9	<1,0	<5,0	<5,0	<1,0	<1,0	<1,0	<1,0	<1,0	<1,0	<1,0	10	<1,0	<1,0	0,37 J	1,72 J	NS	110,3	12,1
MW-14S	4/21/2023		<2.0	<2,0	<2,0	<1.0	<1,0	5	0,81	<1,0	<1,0	3,5	<2,0	<10	23	<1,0	<5,0	<5,0	<1,0	<1,0	<1,0	<1,0	<1,0	<1,0	<1,0	4,6	<1,0	<1,0	0,29 J	ND	ND	60	5
MW-14S	11/9/2023		<2.0	<2,0	<2,0	0,49 J	<1,0	5	0,62	<1,0	<1,0	1,3	<2,0	<10	8,8	<1,0	<5,0	<5,0	<1,0	<1,0	<1,0	<1,0	<1,0	0,85 J	0,29 J	13,4	2,1	6,9	0,49 J	13,9	ND	91	37
MW-14S	5/2/2024		<1.0	<1.0	<5.0	<1.0	<1.0	<5.0	1.0	<1.0	<1.0	1.9	<1.0	<2.0	14	<1.0	<5.0	<5.0	<1.0	<1.0	<1.0	<1.0	<1.0	<1.0	<1.0	<1.0	<1.0	<1.0	<5.0	2.1	ND	90.6	2.1
MW-14S	12/6/2024		<1.0	<1.0	<5.0	<1.0	<1.0	<5.0	2.2	<1.0	<1.0	3.1	<1.0	<2.0	43	<1.0	<5.0	<5.0	<1.0	<1.0	<1.0	<1.0	<1.0	<1.0	<1.0	6.3	<1.0	<1.0	<5.0	1.7	<0.049	90.5	8.2
MW-16	7/26/2006		NS	<0,1	<2,0	<0,1	<0,5	<0,3	2,6	<0,2	NA	0,6	<0,3	NS	<0,4	<0,2	<0,6	<0,3	<0,3	<0,3	<0,2	NA	<0,1	NS	NS	<0,2	<0,2	<0,3	NS	NS	NS	14	0
MW-16	8/30/2007		NS	NS	NS	NS	NS	<2,0	4,4	NS	NA	<0,3	NS	NS	<0,4	NS	NS	NS	NS	NS	NS	NA	NS	NS	NS	<0,2	<0,3	<0,3	<0,2	ND	NS	11,8	0
MW-16	12/20/2007		NS	<0,3	NS	NS	NS	<0,7	6,5	<0,4	NA	<0,3	<0,5	NS	<0,5	<0,4	<0,5	NS	NS	NS	NS	NA	NS	NS	NS	<0,23	<0,28	<0,34	NS	ND	NS	15,2	0
MW-16	3/18/2008		NS	<0,31	NS	NS	NS	1,7	6,8	<0,41	NA	0,27	<0,46	NS	<0,52	<0,35	<0,45	NS	NS	NS	NS	NA	NS	NS	NS	<0,23	<0,28	<0,34	<0,21	ND	NS	16,87	0
MW-16	6/20/2008		NS	<0,31	NS	NS	NS	<0,65	5,8	<0,41	NA	<0,26	<0,46	NS	<0,52	<0,35	<0,45	NS	NS	NS	NS	NA	NS	NS	NS	<0,29	<0,35	<0,29	<0,21	ND	NS	11,9	0
MW-16	9/25/2008		NS	<0,14	NS	NS	NS	<0,25	5,3	<0,49	NA	<0,50	<0,45	NS	<0,61	<0,25	<0,48	NS	NS	NS	NS	NA	NS	NS	NS	<0,29	<0,35	<0,29	<0,21	ND	NS	16,3	0
MW-16	12/15/2008		NS	<0,14	<1,5	NS	NS	<0,25	6,9	<0,49	NA	1,8	<0,45	NS	<0,61	<0,25	<0,48	NS	NS	NS	NS	NA	NS	NS	NS	<0,2	<0,27	<0,2	NS	ND	NS	15,2	0
MW-16	3/30/2009		NS	<0,38	NS	NS	NS	<0,53	4,6	<0,34	NA	<0,38	<0,28	NS	<0,3	<0,71	<0,49	NS	NS	NS	NS	NA	NS	NS	NS	<0,35	<0,43	<0,43	<0,26	ND	NS	9,7	0
MW-16	7/10/2009		NS	<0,75	NS	NS	NS	<0,41	5	<0,47	NA	<0,39	<0,57	NS	<0,48	<0,22	<0,63	NS	NS	NS	NS	NA	NS	NS	NS	<0,20	<0,27	<0,20	<0,38	ND	NS	6,9	0
MW-16	9/30/2009	DUP	NS	<0,38	NS	NS	NS	<0,53	4,8	<0,34	NA	0,44	<0,28	NS	<0,30	<0,71	<0,49	NS	NS	NS	NS	NA	NS	NS	NS	<0,20	<0,27	<0,20	<0,38	ND	NS	10,42	0
MW-16	9/30/2009		NS	<0,38	NS	NS	NS	<0,53	5	<0,34	NA	0,62	<0,28	NS	<0,30	<0,71	<0,49	NS	NS	NS	NS	NA	NS	NS	NS	<0,27	0,47	<0,28	<0,23	0,52	NS	11,02	1
MW-16	12/10/2009		NS	<0,13	NS	NS	NS	<0,23	5,1	<0,46	NA	<0,56	<0,41	NS	<0,58	<0,26	<0,44	NS	NS	NS	NS	NA	NS	NS	NS	<0,050	<0,053	<0,10	<0,12	ND	NS	9,3	0
MW-16	3/6/2010		NS	<0,091	NS	NS	NS	<0,070	5,1	<0,11	NA	<0,13	<0,15	NS	<0,083	<0,20	<0,28	NS	NS	NS	NS	NA	NS	NS	NS	7,5	1,3	<0,43	<0,26	1,4	NS	8,5	8,8
MW-16	5/29/2010		NS	<0,75	NS	NS	NS	<0,41	17	<0,47	NA	6,1	<0,57	NS	12	<0,22	<0,63	NS	NS	NS	NS	NA	NS	NS	NS	<0,21	<0,2	<0,2	<0,25	ND	NS	82,2	0
MW-16	8/4/2010		NS	<0,67	NS	NS	NS	<2,0	4,1	<0,34	NA	<0,24	<0,4	NS	<0,28	<0,24	<0,78	NS	NS	NS	NS	NA	NS	NS	NS	<0,21	<0,2	<0,2	<0,25	ND	NS	7,2	0
MW-16	10/15/2010		NS	<0,67	NS	NS	NS	<2,0	4,3	<0,34	NA	0,3	<0,4	NS	<0,28	<0,24	<0,78	NS	NS	NS	NS	NA	NS	NS	NS	<0,20	<0,20	<0,20	<0,34	ND	NS	8,2	0
MW-16	2/28/2011		NS	<0,50	NS	NS	NS	<2,0	3,1	<0,35	NA	0,34	<0,50	NS	<0,22	<0,20	<0,50	NS	NS	NS	NS	NA	NS	NS	NS	<0,20	<0,20	<0,20	<0,34	ND	NS	7,14	0
MW-16	5/27/2011		NS	<0,50	NS	NS	NS	<2,0	3,3	<0,35	NA	0,27	<0,50	NS	<0,22	<0,20	<0,50	NS	NS	NS	NS	NA	NS	NS	NS	<0,2	<0,2	<0,2	<0,34	ND	NS	7,37	0
MW-16	8/24/2011		NS	<0,5	NS	NS	NS	<2,0	3,5	<0,35	NA	0,41	<0,5	NS	<0,22	<0,2	<0,5	NS	NS	NS	NS	NA	NS	NS	NS	<0,2	<0,2	<0,2	<0,34	ND	NS	8,18	0
MW-16	11/15/2011		NS	<0,5	NS	NS	NS	<2,0	3,4	<0,35	NA	0,51	<0,5	NS	<0,22	<0,2	<0,5	NS	NS	NS	NS	NA	NS	NS	NS	<0,2	<0,2	<0,2	<0,34	ND	NS	7,91	0
MW-16	2/28/2012		NS	<0,5	NS	NS	NS	<2,0	3,1	<0,35	NA	0,7	<0,5	NS	<0,22	<0,2	<0,5	NS	NS	NS	NS	NA	NS	NS	NS	<0,2	<0,2	<0,2	<0,34	ND	NS	7,6	0
MW-16	4/23/2012		NS	<0,5	NS	NS	NS	<2,0	3,8	<0,35	NA	0,51	<0,5	NS	<0,22	<0,2	<0,5	NS	NS	NS	NS	NA	NS	NS	NS	<0,2	<0,2	<0,2	<0,34	ND	NS	8,51	0
MW-16	8/20/2012	DUP	NS	<0,5	NS	NS	NS	<2,0	3	<0,35	NA	0,57	<0,5	NS	<0,22	<0,2	<0,5	NS	NS	NS	NS	NA	NS	NS	NS	<0,2	<0,2	<0,2	<0,34	ND	NS	6,87	0
MW-16	8/20/2012		NS	<0,5	NS	NS	NS	<2,0	2,7	<0,35	NA	0,42	<0,5	NS	<0,22	<0,2	<0,5	NS	NS	NS	NS	NA	NS	NS	NS	<0,21	<0,2	<0,29	<0,21	ND	NS	5,52	0
MW-16	11/14/2012		NS	<0,5	NS	NS	NS	<2,0	3,3	<0,23	NA	0,54	<0,5	NS	<0,44	<0,34	<0,79	NS	NS	NS	NS	NA	NS	NS	NS	<0,21	<0,2	<0,29	<0,21	ND	NS	7,34	0
MW-16	3/4/2013		NS	<0,5	NS	NS	NS	<2,0	2,9	<0,23	NA	0,5	<0,5	NS	<0,44	<0,34	<0,79	NS	NS	NS	NS	NA	NS	NS	NS	<0,21	<0,2	<0,29	<0,21	ND	NS	5,9	0
MW-16	6/10/2013		NS	<0,5	NS	NS	NS	<2,0	2,7	<0,23	NA	0,54	<0,5	NS	<0,44	<0,34	<0,79	NS	NS	NS	NS	NA	NS	NS	NS	<0,21	<0,2	<0,29	<0,21	ND	NS	4,74	0
MW-16	8/27/2013		NS	<0,5	NS	NS	NS	<2,0	2,3	<0,23	NA	<0,31	<0,5	NS	<0,44	<0,34	<0,79	NS	NS	NS	NS	NA	NS	NS	NS	<0,21	<0,2	<0,29	<0,21	ND	NS	4,6	0
MW-16	12/12/2013		NS	<0,5	NS	NS	NS	<2,0	3,1	<0,23	NA	0,46	<0,5	NS	<0,44	<0,34	<0,79	NS	NS	NS	NS	NA	NS	NS	NS	<0,24	<0,2	<0,28	<0,20	ND	NS	5,36	0
MW-16	3/19/2014		NS	<0,33	NS	NS	NS	<2,0	3,4	<0,34	NA	0,52	<0,5	NS	<0,33	<0,38	<0,54	NS	NS	NS	NS	NA	NS	NS	NS	<0,24	<0,2	<0,28	<0,20	ND	NS	5,82	0
MW-16	6/17/2014		NS	<0,33	NS	NS	NS	<3,0	3,8	<0,34	NA	0,36	<0,5	NS	<0,33	<0,38	<0,54	NS	NS	NS	NS	NA	NS	<5,0	<5,0	<0,50	<1,0	<1,0	NA	NA	NS	5,16	0
MW-16	12/11/2014		NS	<2.0	<5.0	<5.0	<5.0	<2.0	7.2	<1.0	NA	<1.0	<1.0	NS	<1.0	<1.0	<2.0	<5.0	<5.0	<5.0	<5.0	NA	<5.0	NS	NS	<1.0	<1.0	<1.0	<1.0	NS	NS	8.9	0
MW-16	3/15/2015		NS	<2,0	NS	NS	NS	<5,0	8,2	<1,0	NA	0,71	<2,0	NS	<1,0	<1,0	<2,0	NS	NS	NS	NS	NA	NS	NS	NS	<1,0	<1,0	<1,0	<1,0	NS	NS	11,39	0
MW-16	6/6/2015		NS	<2,0	NS	NS	NS	<5,0	10,2	<1,0	<1,0	0,55	<2,0	NS	<1,0	<1,0	<2,0	NS	NS	NS	NS	NA	NS	NS	NS	<1,0	<1,0	<1,0	<1,0	NS	NS	12,96	0
MW-16	8/12/2015		NS	<2,0	NS	NS	NS	<5,0	10,2	<1,0	<1,0	0,59	<2,0	NS	<1,0	<1,0	<2,0	NS	NS	NS	NS	NA	NS	NS	NS	<1,0	<1,0	<1,0	<1,0	NS	NS	12,49	0
MW-16	12/16/2015	DUP	NS	<2,0	NS	NS	NS	<5,0	11,5	<1,0	<1,0	0,6	<2,0	NS	<1,0	<1,0	<2,0	NS	NS	NS	NS	NA	NS	NS	NS	<1,0	<1,0	<1,0	<1,0	NS	NS	13,4	0
MW-16	12/16/2015		NS	<2,0	NS	NS	NS	<5,0	11,5	<1,0	<1,0	0,62	<2,0	NS	<1,0	<1,0	<2,0	NS	NS	NS	NS	NA	NS	NS	NS	<1,0	<1,0	<1,0	<1,0	NS	NS	13,42	0

Appendix A
Groundwater Analytical Results - February 2003 - December 2024 (µg/L)
Perma-Fix of South Georgia Inc., Valdosta, GA

			Chlorinated and Non-Chlorinated VOCs																							Aromatic/						Total VOCs	
Sample Location	Sample Date	QA/QC Reference	Dibromomethane	Dichlorodifluoromethane (DCDFM) (difluorodichloromethane)	Hexachlorobutadiene	Isopropylbenzene	4-Isopropyltoluene (p-Isopropyltoluene)	Methylene Chloride	Tetrachloroethene (PCE)	Trans-1,2-Dichloroethene	Trans-1,3-Dichloropropene	Trichloroethene (TCE)	Trichlorofluoromethane	Vinyl Acetate	Vinyl Chloride	Bromoform	Bromomethane	Naphthalene	N-Propylbenzene	N-Butylbenzene	Sec-Butylbenzene	Tert-Butylbenzene	Styrene	1,2,4-Trimethylbenzene	1,3,5-Trimethylbenzene	Benzene	Toluene	Ethylbenzene	Methyl Tert-Butyl Ether	Total Xylenes	Heptachlor	Total Chlorinated and Non Chlorinated VOCs1	Total Aromatic/Hydrocarbon VOCs
	Current GW Standard		1 [b]	1 [b]	50 [a]	1 [b]	1 [b]	5 [a]	5 [a]	100 [a]	1 [b]	5 [a]	1 [b]	2 [b]	2 [a]	80 [a]	5 [b]	5 [b]	1 [b]	1 [b]	1 [b]	1 [b]	100 [a]	1 [b]	1 [b]	5 [a]	1000 [a]	700 [a]	5 [b]	10000 [a]	0.4 [a]	---	---
MW-16	3/17/2016		NS	<2.0	NS	NS	NS	<5.0	12.1	<1.0	<1.0	0.59	<2.0	NS	<1.0	<1.0	<2.0	NS	NS	NS	NS	NA	NS	<1.0	<1.0	<1.0	<1.0	<1.0	<1.0	ND	NS	14.49	0
MW-16	6/15/2016		<2.0	<2.0	<2.0	<1.0	<1.0	<5.0	15.8	<1.0	<1.0	0.81	<2.0	<10	<1.0	<1.0	<2.0	<5.0	<1.0	<1.0	<1.0	NA	<1.0	<1.0	<1.0	<1.0	<1.0	<1.0	<1.0	ND	NS	17.91	0
MW-16	9/21/2016		<2.0	<2.0	<2.0	<1.0	<1.0	<5.0	10.3	<1.0	<1.0	0.41	<2.0	<10	<1.0	<1.0	<2.0	<5.0	<1.0	<1.0	<1.0	NA	<1.0	<1.0	<1.0	<1.0	<1.0	<1.0	<1.0	ND	NS	11.81	0
MW-16	1/18/2017		<2.0	<2.0	<2.0	<1.0	<1.0	<5.0	9.7	<1.0	<1.0	<1.0	<2.0	<10	<1.0	<1.0	<2.0	<5.0	<1.0	<1.0	<1.0	NA	<1.0	<1.0	<1.0	<1.0	<1.0	<1.0	<1.0	ND	NS	10.65	0
MW-16	3/21/2017		<2.0	<2.0	<2.0	<1.0	<1.0	<5.0	9.1	<1.0	<1.0	0.61	<2.0	<10	<1.0	<1.0	<2.0	<5.0	<1.0	<1.0	<1.0	<1.0	<1.0	<1.0	<1.0	<1.0	<1.0	<1.0	<1.0	ND	NS	10.81	0
MW-16	6/28/2017		<2.0	<2.0	<2.0	<1.0	<1.0	<5.0	8.9	<1.0	<1.0	0.4	<2.0	<10	<1.0	<1.0	<2.0	<5.0	<1.0	<1.0	<1.0	<1.0	<1.0	<1.0	<1.0	<1.0	<1.0	<1.0	<1.0	ND	NS	10.24	0
MW-16	9/19/2017		<2.0	<2.0	<2.0	<1.0	<1.0	<5.0	7.8	<1.0	<1.0	0.52	<2.0	<10	<1.0	<1.0	<2.0	<5.0	<1.0	<1.0	<1.0	<1.0	<1.0	<1.0	<1.0	<1.0	<1.0	<1.0	<1.0	ND	NS	9.42	0
MW-16	1/9/2018		<2.0	<2.0	<2.0	<1.0	<1.0	<5.0	8.3	<1.0	<1.0	0.39	<2.0	<10	<1.0	<1.0	<2.0	<5.0	<1.0	<1.0	<1.0	<1.0	<1.0	<1.0	<1.0	<1.0	<1.0	<1.0	<1.0	ND	NS	10.39	0
MW-16	3/13/2018		<2.0	<2.0	<2.0	<1.0	<1.0	<5.0	8.6	<1.0	<1.0	<1.0	<2.0	<10	<1.0	<1.0	<2.0	<5.0	<1.0	<1.0	<1.0	<1.0	<1.0	<1.0	<1.0	<1.0	<1.0	<1.0	<1.0	ND	NS	10.1	0
MW-16	6/26/2018		<2.0	<2.0	<2.0	<1.0	<1.0	<5.0	9.4	<1.0	<1.0	0.36 J	<2.0	<10	<1.0	<1.0	<2.0	<5.0	<1.0	<1.0	<1.0	<1.0	<1.0	<1.0	<1.0	<1.0	<1.0	<1.0	<1.0	ND	NS	11.66	0
MW-16	10/17/2018		<2.0	<2.0	<2.0	<1.0	<1.0	<5.0	7.7	<1.0	<1.0	0.39	<2.0	<10	<1.0	<1.0	<2.0	<5.0	<1.0	<1.0	<1.0	<1.0	<1.0	<1.0	<1.0	<1.0	<1.0	<1.0	<1.0	ND	NS	9.69	0
MW-16	1/22/2019		<2.0	<2.0	<2.0	<1.0	<1.0	<5.0	7.3	<1.0	<1.0	<1.0	<2.0	<10	<1.0	<1.0	<2.0	<5.0	<1.0	<1.0	<1.0	<1.0	<1.0	<1.0	<1.0	<1.0	<1.0	<1.0	<1.0	ND	NS	8.8	0
MW-16	4/23/2019		<2.0	<2.0	<2.0	<1.0	<1.0	<5.0	7.2	<1.0	<1.0	<1.0	<2.0	<10	<1.0	<1.0	<2.0	<5.0	<1.0	<1.0	<1.0	<1.0	<1.0	NS	NS	<0.2	<0.2	<0.3	NS	NS	NS	8.7	0
MW-16	7/30/2019		<2.0	<2.0	<2.0	<1.0	<1.0	<5.0	6.1	<1.0	<1.0	<1.0	<2.0	<10	<1.0	<1.0	<2.0	<5.0	<1.0	<1.0	<1.0	<1.0	<1.0	<1.0	<1.0	<1.0	<1.0	<1.0	<1.0	ND	NS	7.1	0
MW-16	10/29/2019		<2.0	<2.0	<2.0	<1.0	<1.0	<5.0	5.8	<1.0	<1.0	<1.0	<2.0	<10	<1.0	<1.0	<2.0	<5.0	<1.0	<1.0	<1.0	<1.0	<1.0	<1.0	<1.0	<1.0	<1.0	<1.0	<1.0	ND	NS	6.66	0
MW-16	10/29/2019	DUP	<2.0	<2.0	<2.0	<1.0	<1.0	<5.0	5.5	<1.0	<1.0	<1.0	<2.0	<10	<1.0	<1.0	<2.0	<5.0	<1.0	<1.0	<1.0	<1.0	<1.0	<1.0	<1.0	<1.0	<1.0	<1.0	<1.0	ND	NS	5.5	0
MW-16	1/24/2020		<2.0	<2.0	<2.0	<1.0	<1.0	<5.0	7.2	<1.0	<1.0	0.64 J	<2.0	<10	<1.0	<1.0	<1.0	<5.0	<1.0	<1.0	<1.0	<1.0	<1.0	<1.0	<1.0	<1.0	0.45 J	<1.0	<1.0	ND	NS	9.33	0.45
MW-16	10/21/2020		<2.0	<2.0	<2.0	<1.0	<1.0	<5.0	8.3	<1.0	<1.0	<1.0	<2.0	<10	<1.0	<1.0	<2.0	<5.0	<1.0	<1.0	<1.0	<1.0	<1.0	<1.0	<1.0	<1.0	<1.0	<1.0	<1.0	ND	NS	9.16	0
MW-16	12/14/2021		<2.0	<2.0	<2.0	<1.0	<1.0	<5.0	4	<1.0	<1.0	<1.0	<2.0	<10	<1.0	<1.0	<5.0	<5.0	<1.0	<1.0	<1.0	<1.0	<1.0	<1.0	<1.0	<1.0	<1.0	<1.0	<1.0	ND	NS	4	0
MW-16	11/8/2022		<2.0	<2.0	<2.0	<1.0	<1.0	<5.0	2.7	<1.0	<1.0	<1.0	<2.0	<10	<1.0	<1.0	<5.0	<5.0	<1.0	<1.0	<1.0	<1.0	<1.0	<1.0	<1.0	<1.0	<1.0	<1.0	<1.0	ND	NS	2.7	0
MW-16	11/8/2023		<2.0	<2.0	<2.0	<1.0	<1.0	<5.0	1.8	<1.0	<1.0	<1.0	<2.0	<10	<1.0	<1.0	<5.0	<5.0	<1.0	<1.0	<1.0	<1.0	<1.0	<1.0	<1.0	<1.0	<1.0	<1.0	<1.0	ND	ND	1.8	0
MW-16	12/5/2024		<1.0	<1.0	<5.0	<1.0	<1.0	<5.0	2.8	<1.0	<1.0	<1.0	<1.0	<2.0	<1.0	<1.0	<5.0	<5.0	<1.0	<1.0	<1.0	<1.0	<1.0	<1.0	<1.0	<1.0	<1.0	<1.0	<5.0	<1.0	<0.049	2.8	0
MW-18	8/30/2007		NS	NS	NS	NS	NS	<2.0	1	NS	NA	<0.3	NS	NS	<0.4	NS	NS	NS	NS	NS	NS	NA	NS	NS	NS	<0.2	<0.3	<0.3	<0.2	ND	NS	3.1	0
MW-18	12/20/2007		NS	<0.3	NS	NS	NS	<0.7	1	<0.4	NA	0.3	<0.5	NS	<0.5	<0.4	<0.5	NS	NS	NS	NS	NA	NS	NS	NS	<0.23	<0.28	<0.34	NS	ND	NS	3.6	0
MW-18	3/18/2008		NS	<0.31	NS	NS	NS	1.7	1.1	<0.41	NA	<0.26	2.5	NS	<0.52	<0.35	<0.45	NS	NS	NS	NS	NA	NS	NS	NS	<0.23	<0.28	<0.34	<0.21	ND	NS	7.5	0
MW-18	6/20/2008		NS	<0.31	NS	NS	NS	<0.65	0.95	<0.41	NA	<0.26	<0.46	NS	<0.52	<0.35	<0.45	NS	NS	NS	NS	NA	NS	NS	NS	<0.29	<0.35	<0.29	<0.21	ND	NS	2.65	0
MW-18	9/22/2008		NS	<0.14	NS	NS	NS	<0.25	0.61	<0.49	NA	0.89	0.58	NS	<0.61	<0.25	<0.48	NS	NS	NS	NS	NA	NS	NS	NS	<0.29	<0.35	<0.29	<0.21	ND	NS	2.08	0
MW-18	12/15/2008		NS	<0.14	<1.5	NS	NS	<0.25	1.3	<0.49	NA	1.4	<0.45	NS	<0.61	<0.25	<0.48	NS	NS	NS	NS	NA	NS	NS	NS	<0.2	0.62	<0.2	NS	1.4	NS	4.1	2
MW-18	3/30/2009		NS	<0.38	NS	NS	NS	<0.53	0.59	<0.34	NA	<0.38	<0.28	NS	<0.3	<0.71	<0.49	NS	NS	NS	NS	NA	NS	NS	NS	1.2	14	3.9	<0.26	49	NS	1.19	68.1
MW-18	7/10/2009		NS	<0.75	NS	NS	NS	<0.41	1	<0.47	NA	<0.39	<0.57	NS	<0.48	<0.22	<0.63	NS	NS	NS	NS	NA	NS	NS	NS	<0.20	1.1	<0.20	<0.38	0.46	NS	1	1.6
MW-18	9/30/2009		NS	<0.38	NS	NS	NS	2.4	1.3	<0.34	NA	1.6	<0.28	NS	<0.30	<0.71	<0.49	NS	NS	NS	NS	NA	NS	NS	NS	<0.27	1.1	<0.28	<0.23	1.7	NS	17.5	2.9
MW-18	12/10/2009		NS	<0.13	NS	NS	NS	<0.23	0.51	<0.46	NA	<0.56	<0.41	NS	<0.58	<0.26	<0.44	NS	NS	NS	NS	NA	NS	NS	NS	<0.050	<0.053	<0.10	<0.12	ND	NS	0.97	0
MW-18	3/6/2010		NS	<0.091	NS	NS	NS	<0.070	0.61	<0.11	NA	<0.13	<0.15	NS	<0.083	<0.20	<0.28	NS	NS	NS	NS	NA	NS	NS	NS	<0.35	<0.43	<0.43	<0.26	ND	NS	1.1	0
MW-18	5/29/2010		NS	<0.75	NS	NS	NS	<0.41	<0.46	<0.47	NA	<0.39	<0.57	NS	<0.48	<0.22	<0.63	NS	NS	NS	NS	NA	NS	NS	NS	<0.21	<0.2	<0.2	<0.25	ND	NS	0	0
MW-18	8/4/2010		NS	<0.67	NS	NS	NS	<2.0	<0.44	<0.34	NA	<0.24	<0.4	NS	<0.28	<0.24	<0.78	NS	NS	NS	NS	NA	NS	NS	NS	<0.21	<0.2	<0.2	<0.25	ND	NS	0.48	0
MW-18	10/15/2010		NS	<0.67	NS	NS	NS	<2.0	0.49	<0.34	NA	<0.24	<0.4	NS	<0.28	<0.24	<0.78	NS	NS	NS	NS	NA	NS	NS	NS	<0.20	<0.20	<0.20	<0.34	ND	NS	1.52	0
MW-18	2/28/2011		NS	<0.50	NS	NS	NS	<2.0	0.57	<0.35	NA	<0.26	<0.50	NS	<0.22	<0.20	<0.50	NS	NS	NS	NS	NA	NS	NS	NS	<0.20	<0.20	<0.20	<0.34	ND	NS	2.56	0
MW-18	5/27/2011	DUP	NS	<0.50	NS	NS	NS	<2.0	0.56	<0.35	NA	<0.26	<0.50	NS	<0.22	<0.20	<0.50	NS	NS	NS	NS	NA	NS	NS	NS	<0.20	<0.20	<0.20	<0.34	ND	NS	1.95	0
MW-18	5/27/2011		NS	<0.50	NS	NS	NS	<2.0	0.43	<0.35	NA	<0.26	<0.50	NS	<0.22	<0.20	<0.50	NS	NS	NS	NS	NA	NS	NS	NS	<0.2	<0.2	<0.2	<0.34	ND	NS	1.73	0
MW-18	8/24/2011		NS	<0.5	NS	NS	NS	<2.0	0.56	<0.35	NA	<0.26	<0.5	NS	<0.22	<0.2	<0.5	NS	NS	NS	NS	NA	NS	NS	NS	<0.2	<0.2	<0.2	<0.34	ND	NS	2.45	0
MW-18	11/15/2011	DUP	NS	<0.5	NS	NS	NS	<2.0	0.44	<0.35	NA	<0.26	<0.5	NS	<0.22	<0.2	<0.5	NS	NS	NS	NS	NA	NS	NS	NS	<0.2	<0.2	<0.2	<0.34	ND	NS	2.58	0
MW-18	11/15/2011		NS	<0.5	NS	NS	NS	<2.0	0.42	<0.35	NA	<0.26	<0.5	NS	<0.22	<0.2	<0.5	NS	NS	NS	NS	NA	NS	NS	NS	<0.2	<0.2	<0.2	<0.34	ND	NS	2.32	0
MW-18	2/28/2012		NS	<0.5	NS	NS	NS	<2.0	0.38	<0.35	NA	<0.26	<0.5	NS	<0.22	<0.2	<0.5	NS	NS	NS	NS	NA	NS	NS	NS	<0.2	<0.2	<0.2	<0.34	ND	NS	2.73	0
MW-18	4/23/2012		NS	<0.5	NS	NS	NS	<2.0	0.47	<0.35	NA	<0.26	<0.5	NS	<0.22	<0.2	<0.5	NS	NS	NS	NS	NA	NS	NS	NS	<0.2	<0.2	<0.2	<0.34	ND	NS	3.06	0
MW-18	8/20/2012		NS	<0.5	NS	NS	NS	<2.0	0.34	<0.35	NA	<0.26	<0.5	NS	<0.22	<0.2	<0.5	NS	NS	NS	NS	NA	NS	NS	NS	<0.21	<0.2	<0.29	<0.21	ND	NS	2.73	0
MW-18	11/14/2012		NS	<0.5	NS	NS	NS	<2.0	<0.32	<0.23	NA	<0.31	<0.5	NS	<0.44	<0.34	<0.79	NS	NS	NS	NS	NA	NS	NS	NS	<0.21	<0.2	<0.29	<0.21	ND	NS	4.1	0
MW-18	3/4/2013		NS	<0.5	NS	NS	NS	<2.0	<0.32	<0.23	NA	<0.31	<0.5	NS	<0.44	<0.34	<0.79	NS	NS	NS	NS	NA	NS	NS	NS	<0.21	<0.2	<0.29	<0.21	ND	NS	2.9	0
MW-18	6/10/2013		NS	<0.5	NS	NS	NS	<2.0	<0.32	<0.23	NA	<0.31	<0.5	NS	<0.44	<0.34	<0.79	NS	NS	NS	NS	NA	NS	NS	NS	<0.21	<0.2	<0.29	<0.21	ND	NS	4.54	0
MW-18	8/26/2013		NS	<0.5	NS	NS	NS	<2.0	<0.32	<0.23	NA	<0.31	<0.5	NS	<0.44	<0.34	<0.79	NS	NS	NS	NS	NA	NS	NS	NS	<0.21	<0.2	<0.29	<0.21	ND	NS	3.54	0
MW-18	12/12/2013		NS	<0.5	NS	NS	NS	<2.0	<0.32	<0.23	NA	<0.31	<0.5	NS	<0.44	<0.34	<0.79	NS	NS	NS	NS	NA	NS	NS	NS	<0.24	<0.2	<0.28	<0.20	ND	NS	4.29	0
MW-18	3/19/2014		NS	<0.33	NS	NS	NS	<2.0	0.27	<0.34	NA	1.9	<0.5	NS	<0.33	<0.38	<0.54	NS	NS	NS	NS	NA	NS	NS	NS	<0.24	<0.2	<0.28	<0.20	ND	NS	6.47	0
MW-18	6/17/2014	DUP	NS	<0.33	NS	NS	NS	<2.0	<0.26	<0.34	NA	<0.30	<0.5	NS	<0.33	<0.38	<0.54	NS	NS	NS	NS	NA	NS	NS	NS	<0.24	<0.2	<0.28	<0.20	ND	NS	5.18	0
MW-18	6/17/2014		NS	<0.33	NS	NS	NS	<2.0	<0.26	<0.34	NA	<0.30	<0.5	NS	<0.33	<0.38	<0.54	NS	NS	NS	NS	NA	NS	<5.0	<5.0	<0.50	1.7	<1.0	NA	NA	NS	4.07	1.7
MW-18	12/10/2014		NS	<2.0	<5.0	<5.0	<5.0	<2.0	4	<1.0	NA	0.88	<1.0	NS	<1.0	<1.0	<2.0	<5.0	<5.0	<5.0	<5.0	NA	<5.0	NS	NS	<1.0	<1.0	<1.0	<1.0	<1.0	NS	15.04	0
MW-18	3/14/2015		NS	<2.0	NS	NS	NS	<5.0	0.63	<1.0	NA	0.28	<2.0	NS	<1.0	<1.0	<2.0	NS	NS	NS	NS	NA	NS	NS	NS	<1.0	<1.0	<1.0	<1.0	<1.0	NS	7	0
MW-18	6/5/2015		NS	<2.0	NS	NS	NS	<5.0	0.37	<1.0	<1.0	<1.0	<2.0	NS	<1.0	<1.0	<2.0	NS	NS	NS	NS	NA	NS	NS	NS	<1.0	<1.0	<1.0	<1.0	<1.0	NS	5.57	0
MW-18	8/11/2015		NS	<2.0	NS	NS	NS	<5.0	<1.0	<1.0	<1.0	<1.0	<2.0	NS	<1.0	<1.0	<2.0	NS	NS	NS	NS	NA	NS	NS	NS	<1.0	<1.0	<1.0	<1.0	<1.0	NS	3.4	0
MW-18	12/15/2015		NS	<2.0	NS	NS	NS	<5.0	<1.0	<1.0	<1.0	<1.0	<2.0	NS	<1.0	<1.0	<2.0	NS	NS	NS	NS	NA	NS	NS	NS	<1.0	<1.0	<1.0	<1.0	<1.0	NS	2.88	0
MW-18	3/16/2016		NS	<2.0	NS	NS	NS	<5.0	<1.0	<1.0	<1.0	<1.0	<2.0	NS	<1.0	<1.0	<2.0	NS	NS	NS	NS	NA	NS	<1.0	<1.0	<1.0	0.22	<1.0	<1.0	ND	NS	3.92	0.2
MW-18	6/13/2016		<2.0	<2.0	<2.0	<1.0	<1.0	<5.0	0.44	<1.0	<1.0	<1.0	<2.0	<10	<1.0	<1.0	<2.0	<5.0	<1.0	<1.0	<1.0	NA	<1.0	<1.0	<1.0	<1.0	<1.0	<1.0	<1.0	ND	NS	4.39	0
MW-18	9/20/2016		<2.0	<2.0	<2.0	<1.0	<1.0	<5.0	<1.0	<1.0	<1.0	<1.0	<2.0	<10	<1.0	<1.0	<2.0	<5.0	<1.0	<1.0	<1.0	NA	<1.0	<1.0	<1.0	<1.0	<1.0	<1.0	<1.0	ND	NS	2.3	0
MW-18	1/17/2017		<2.0	<2.0	<2.0	<1.0	<1.0	<5.0	<1.0	<1.0	<1.0	<1.0	<2.0	<10	<1.0	<1.0	<2.0	<5.0	<1.0	<1.0	<1.0	NA	<1.0	<1.0	<1.0	<1.0	<1.0	<1.0	<1.0	ND	NS	3	0
MW-18	3/21/2017		<2.0	<2.0	<2.0	<1.0	<1.0	<5.0	0.29	<1.0	<1.0	<1.0	<2.0	<10	<1.0	<1.0	<2.0	<5.0	<1.0	<1.0	<1.0	<1.0	<1.0	<1.0	<1.0	<1.0	<1.0	<1.0	<1.0	ND	NS	6.36	0
MW-18	6/27/2017		<2.0	<2.0	<2.0	<1.0	<1.0	<5.0	<1.0	<1.0	<1.0	<1.0	<2.0	<10	<1.0	<1.0	<2.0	<5.0	<1.0	<1.0	<1.0	<1.0	<1.0	<1.0	<1.0	<1.0	<1.0	<1.0	<1.0	ND	NS	9.86	0
MW-18	9/18/2017		<2.0	<2.0	<2.0	<1.0	<1.0	<5.0	<1.0	<1.0	<1.0	<1.0	<2.0	<10	<1.0	<1.0	<2.0	<5.0	<1.0	<1.0	<1.0	<1.0	<1.0	<1.0	<1.0	<1.0	<1.0	<1.0	<1.0	ND	NS	4.89	0
MW-18	1/8/2018		<2.0	<2.0	<2.0	<1.0	<1.0	<5.0	0.29	<1.0	<1.0	<1.0	<2.0	<10	<1.0	<1.0	<2.0	<5.0	<1.0	<1.0	<1.0	<1.0	<1.0	<1.0	<1.0	<1.0	<1.0	<1.0	<1.0	ND	NS	3.89	0
MW-18	3/12/2018		<2.0	<2.0	<2.0	<1.0	<1.0	<5.0	0.28	<1.0	<1.0	<1.0	<2.0	<10	<1.0	<1.0	<2.0	<5.0	<1.0	<1.0	<1.0	<1.0	<1.0	<1.0	<1.0	<1.0	<1.0	<1.0	<1.0	ND	NS	2.88	0
MW-18	6/25/2018		<2.0	<2.0	<2.0	<1.0	<1.0	<5.0	0.45 J	<1.0	<1.0	<1.0	<2.0	<10	<1.0	<1.0	<2.0	<5.0	<1.0	<1.0	<1.0	<1.0	<1.0	<1.0	<1.0	<1.0	<1.0	<1.0	<1.0	ND	NS	1.85	0
MW-18	10/16/2018		<2.0	<2.0	<2.0	<1.0	<1.0	<5.0	0.35 J	<1.0	<1.0	<1.0	<2.0	<10	<1.0	<1.0	<2.0	<5.0	<1.0	<1.0	<1.0	<1.0	<1.0	<1.0	<1.0	<1.0	<1.0	<1.0	<1.0	ND	NS	1.75	0
MW-18	1/21/2019		<2.0	<2.0	<2.0	<1.0	<1.0	<5.0	0.3 J	<1.0	<1.0	<1.0	<2.0	<10	<1.0	<1.0	<2.0	<5.0	<1.0	<1.0	<1.0	<1.0	<1.0	<1.0	<1.0	<1.0	<1.0	<1.0	<1.0	ND	NS	1.5	0
MW-18	4/22/2019		<2.0	<2.0	<2.0	<1.0	<1.0	<5.0	0.25 J	<1.0	<1.0	<1.0	<2.0	<10	<1.0	<1.0	<2.0	<5.0	<1.0	<1.0	<1.0	<1.0	<1.0	NS	NS	<0.2	<0.2	<0.3	NS	NS	NS	1.55	0

Appendix A
Groundwater Analytical Results - February 2003 - December 2024 (µg/L)
Perma-Fix of South Georgia Inc., Valdosta, GA

			Chlorinated and Non-Chlorinated VOCs																							Aromatic/						Total VOCs	
Sample Location	Sample Date	QA/QC Reference	Dibromomethane	Dichlorodifluoromethane (DCDFM) (difluorodichloromethane)	Hexachlorobutadiene	Isopropylbenzene	4-Isopropyltoluene (p-Isopropyltoluene)	Methylene Chloride	Tetrachloroethene (PCE)	Trans-1,2-Dichloroethene	Trans-1,3-Dichloropropene	Trichloroethene (TCE)	Trichlorofluoromethane	Vinyl Acetate	Vinyl Chloride	Bromoform	Bromomethane	Naphthalene	N-Propylbenzene	N-Butylbenzene	Sec-Butylbenzene	Tert-Butylbenzene	Styrene	1,2,4-Trimethylbenzene	1,3,5-Trimethylbenzene	Benzene	Toluene	Ethylbenzene	Methyl Tert-Butyl Ether	Total Xylenes	Heptachlor	Total Chlorinated and Non Chlorinated VOCs1	Total Aromatic/Hydrocarbon VOCs
	Current GW Standard		1 [b]	1 [b]	50 [a]	1 [b]	1 [b]	5 [a]	5 [a]	100 [a]	1 [b]	5 [a]	1 [b]	2 [b]	2 [a]	80 [a]	5 [b]	5 [b]	1 [b]	1 [b]	1 [b]	1 [b]	100 [a]	1 [b]	1 [b]	5 [a]	1000 [a]	700 [a]	5 [b]	10000 [a]	0.4 [a]	---	---
MW-18	7/29/2019		<2.0	<2.0	<2.0	<1.0	<1.0	<5.0	<1.0	<1.0	<1.0	<1.0	<2.0	<10	<1.0	<1.0	<2.0	<5.0	<1.0	<1.0	<1.0	<1.0	<1.0	<1.0	<1.0	<1.0	<1.0	<1.0	<1.0	ND	NS	0.6	0
MW-18	10/28/2019		<2.0	<2.0	<2.0	<1.0	<1.0	<5.0	<1.0	<1.0	<1.0	<1.0	<2.0	<10	<1.0	<1.0	<2.0	<5.0	<1.0	<1.0	<1.0	<1.0	<1.0	<1.0	<1.0	<1.0	<1.0	<1.0	<1.0	ND	NS	0.53	0
MW-18	1/22/2020		<2.0	<2.0	<2.0	<1.0	<1.0	<5.0	<1.0	<1.0	<1.0	<1.0	<2.0	<10	<1.0	<1.0	<1.0	<5.0	<1.0	<1.0	<1.0	<1.0	<1.0	<1.0	<1.0	<1.0	<1.0	<1.0	<1.0	ND	NS	0.37	0
MW-18	10/20/2020		<2.0	<2.0	<2.0	<1.0	<1.0	<5.0	<1.0	<1.0	<1.0	<1.0	<2.0	<10	<1.0	<1.0	<2.0	<5.0	<1.0	<1.0	<1.0	<1.0	<1.0	<1.0	<1.0	<1.0	<1.0	<1.0	<1.0	ND	NS	0.35	0
MW-18	12/13/2021		<2.0	<2.0	<2.0	<1.0	<1.0	<5.0	<1.0	<1.0	<1.0	<1.0	<2.0	<10	<1.0	<1.0	<5.0	<5.0	<1.0	<1.0	<1.0	<1.0	<1.0	<1.0	<1.0	<1.0	<1.0	<1.0	<1.0	ND	NS	0	0
MW-18	11/8/2022		<2.0	<2.0	<2.0	<1.0	<1.0	<5.0	<1.0	<1.0	<1.0	<1.0	<2.0	<10	<1.0	<1.0	<5.0	<5.0	<1.0	<1.0	<1.0	<1.0	<1.0	<1.0	<1.0	<1.0	<1.0	<1.0	<1.0	ND	NS	0	0
MW-18	11/8/2023		<2.0	<2.0	<2.0	<1.0	<1.0	<5.0	<1.0	<1.0	<1.0	<1.0	<2.0	<10	<1.0	<1.0	<5.0	<5.0	<1.0	<1.0	<1.0	<1.0	<1.0	<1.0	<1.0	<1.0	<1.0	<1.0	<1.0	ND	ND	0	0
MW-18	12/4/2024		<1.0	<1.0	<5.0	<1.0	<1.0	<5.0	<1.0	<1.0	<1.0	<1.0	<1.0	<2.0	<1.0	<1.0	<5.0	<5.0	<1.0	<1.0	<1.0	<1.0	<1.0	<1.0	<1.0	<1.0	<1.0	<1.0	<5.0	<1.0	<0.048	0	0
MW-19	8/30/2007		NS	NS	NS	NS	NS	<2.0	<0.3	NS	NA	<0.3	NS	NS	<0.4	NS	NS	NS	NS	NS	NS	NS	NA	NS	NS	NS	<0.2	<0.3	<0.3	<0.2	ND	NS	5	0
MW-19R	12/20/2007		NS	<0,3	NS	NS	NS	<0,7	<0,4	<0,4	NA	<0,3	<0,5	NS	<0,5	<0,4	<0,5	NS	NS	NS	NS	NA	NS	NS	NS	<0,23	<0,28	<0,34	NS	ND	NS	6,8	0
MW-19R	3/18/2008		NS	<0,31	NS	NS	NS	<0,65	<0,35	<0,41	NA	<0,26	<0,46	NS	<0,52	<0,35	<0,45	NS	NS	NS	NS	NA	NS	NS	NS	<0,23	<0,28	<0,34	<0,21	ND	NS	7,07	0
MW-19R	6/20/2008		NS	<0,31	NS	NS	NS	<0,65	<0,35	<0,41	NA	<0,26	<0,46	NS	<0,52	<0,35	<0,45	NS	NS	NS	NS	NA	NS	NS	NS	<0,29	<0,35	<0,29	<0,21	ND	NS	4,55	0
MW-19R	9/24/2008		NS	<0,14	NS	NS	NS	<0,25	<0,32	<0,49	NA	<0,50	<0,45	NS	<0,61	<0,25	<0,48	NS	NS	NS	NS	NA	NS	NS	NS	<0,29	<0,35	<0,29	<0,21	ND	NS	8,28	0
MW-19R	12/15/2008		NS	<0,14	<1,5	NS	NS	<0,25	1	<0,49	NA	1,3	<0,45	NS	<0,61	<0,25	<0,48	NS	NS	NS	NS	NA	NS	NS	NS	60	3,5	0,59	<0,26	ND	NS	6,59	64,5
MW-19R	3/27/2010		NS	<0,75	NS	NS	NS	2,2	<0,43	<0,47	NA	<0,39	<0,57	NS	<0,48	<0,22	<0,63	NS	NS	NS	NS	NA	NS	NS	NS	<0,35	<0,43	<0,43	<0,26	ND	NS	10,95	0
MW-19R	5/29/2010		NS	<0,75	NS	NS	NS	<0,41	<0,43	<0,47	NA	<0,39	<0,57	NS	<0,48	<0,22	<0,63	NS	NS	NS	NS	NA	NS	NS	NS	<0,21	<0,2	<0,2	1,2	ND	NS	1,1	1,2
MW-19R	8/4/2010	DUP	NS	<0,67	NS	NS	NS	<2,0	<0,44	<0,34	NA	<0,24	<0,4	NS	<0,28	<0,24	<0,78	NS	NS	NS	NS	NA	NS	NS	NS	<0,21	<0,2	<0,2	<0,25	ND	NS	6,22	0
MW-19R	8/4/2010		NS	<0,67	NS	NS	NS	<2,0	<0,44	<0,34	NA	<0,24	<0,4	NS	<0,28	<0,24	<0,78	NS	NS	NS	NS	NA	NS	NS	NS	<0,21	<0,2	<0,2	<0,25	ND	NS	3,85	0
MW-19R	10/15/2010		NS	<0,67	NS	NS	NS	<2,0	<0,44	<0,34	NA	<0,24	<0,4	NS	<0,28	<0,24	<0,78	NS	NS	NS	NS	NA	NS	NS	NS	0,27	<0,20	<0,20	<0,34	ND	NS	5,69	0,3
MW-19R	2/28/2011		NS	<0,50	NS	NS	NS	<2,0	0,57	<0,35	NA	<0,26	<0,50	NS	<0,22	<0,20	<0,50	NS	NS	NS	NS	NA	NS	NS	NS	<0,20	<0,20	<0,20	<0,34	ND	NS	11,44	0
MW-19R	5/27/2011		NS	<0,50	NS	NS	NS	<2,0	0,52	<0,35	NA	<0,26	<0,50	NS	<0,22	<0,20	<0,50	NS	NS	NS	NS	NA	NS	NS	NS	<0,2	<0,2	<0,2	<0,34	ND	NS	10,11	0
MW-19R	8/24/2011		NS	<0,5	NS	NS	NS	<2,0	0,6	<0,35	NA	<0,26	<0,5	NS	<0,22	<0,2	<0,5	NS	NS	NS	NS	NA	NS	NS	NS	<0,2	<0,2	<0,2	<0,34	ND	NS	10,14	0
MW-19R	11/15/2011		NS	<0,5	NS	NS	NS	<2,0	0,63	<0,35	NA	<0,26	<0,5	NS	<0,22	<0,2	<0,5	NS	NS	NS	NS	NA	NS	NS	NS	<0,2	<0,2	<0,2	<0,34	ND	NS	9,65	0
MW-19R	2/28/2012		NS	<0,5	NS	NS	NS	<2,0	0,88	<0,35	NA	<0,26	<0,5	NS	<0,22	<0,2	<0,5	NS	NS	NS	NS	NA	NS	NS	NS	<0,2	<0,2	<0,2	<0,34	ND	NS	14,72	0
MW-19R	4/23/2012		NS	<0,5	NS	NS	NS	<2,0	1	<0,35	NA	<0,26	<0,5	NS	<0,22	<0,2	<0,5	NS	NS	NS	NS	NA	NS	NS	NS	<0,2	<0,2	<0,2	<0,34	ND	NS	12,77	0
MW-19R	8/20/2012		NS	<0,5	NS	NS	NS	<2,0	0,94	<0,35	NA	<0,26	<0,5	NS	<0,22	<0,2	<0,5	NS	NS	NS	NS	NA	NS	NS	NS	<0,21	<0,2	<0,29	<0,21	ND	NS	9,94	0
MW-19R	11/14/2012		NS	<0,5	NS	NS	NS	<2,0	1,2	<0,23	NA	<0,31	<0,5	NS	<0,44	<0,34	<0,79	NS	NS	NS	NS	NA	NS	NS	NS	<0,21	<0,2	<0,29	<0,21	ND	NS	16,31	0
MW-19R	3/4/2013		NS	<0,5	NS	NS	NS	<2,0	1,2	<0,23	NA	<0,31	<0,5	NS	<0,44	<0,34	<0,79	NS	NS	NS	NS	NA	NS	NS	NS	<0,21	<0,2	<0,29	<0,21	ND	NS	14,3	0
MW-19R	6/10/2013		NS	<0,5	NS	NS	NS	<2,0	4,2	<0,23	NA	<0,31	<0,5	NS	<0,44	<0,34	<0,79	NS	NS	NS	NS	NA	NS	NS	NS	<0,21	<0,2	<0,29	<0,21	ND	NS	16,71	0
MW-19R	8/26/2013		NS	<0,5	NS	NS	NS	<2,0	1,3	<0,23	NA	<0,31	<0,5	NS	<0,44	<0,34	<0,79	NS	NS	NS	NS	NA	NS	NS	NS	<0,21	<0,2	<0,29	<0,21	ND	NS	10,5	0
MW-19R	12/12/2013		NS	<0,5	NS	NS	NS	<2,0	1,4	<0,23	NA	<0,31	<0,5	NS	<0,44	<0,34	<0,79	NS	NS	NS	NS	NA	NS	NS	NS	<0,24	1,5	<0,28	<0,20	ND	NS	10,4	1,5
MW-19R	3/19/2014		NS	<0,33	NS	NS	NS	2,7	5,2	<0,34	NA	7,6	<0,5	NS	<0,33	<0,38	<0,54	NS	NS	NS	NS	NA	NS	NS	NS	<0,24	<0,2	<0,28	<0,20	ND	NS	26,9	0
MW-19R	6/16/2014		NS	<0,33	NS	NS	NS	<2,0	1,1	<0,34	NA	<0,30	<0,5	NS	<0,33	<0,38	<0,54	NS	NS	NS	NS	NA	NS	<5,0	<5,0	<0,50	<1,0	<1,0	NA	NA	NS	6,7	0
MW-19R	12/10/2014		NS	<2,0	<5,0	<5,0	<5,0	<2,0	1,2	<1,0	NA	<1,0	<1,0	NS	<1,0	<1,0	<2,0	<5,0	<5,0	<5,0	<5,0	NA	<5,0	NS	NS	<1,0	0,42	<1,0	<1,0	NS	NS	6,4	0,4
MW-19R	3/14/2015		NS	<2,0	NS	NS	NS	<5,0	1,5	<1,0	NA	0,39	<2,0	NS	<1,0	<1,0	<2,0	NS	NS	NS	NS	NA	NS	NS	NS	<1,0	<1,0	<1,0	<1,0	NS	NS	7,59	0
MW-19R	6/5/2015		NS	<2,0	NS	NS	NS	<5,0	1	<1,0	<1,0	<1,0	<2,0	NS	<1,0	<1,0	<2,0	NS	NS	NS	NS	NA	NS	NS	NS	<1,0	<1,0	<1,0	<1,0	NS	NS	5,2	0
MW-19R	8/11/2015		NS	<2,0	NS	NS	NS	<5,0	1,2	<1,0	<1,0	<1,0	<2,0	NS	<1,0	<1,0	<2,0	NS	NS	NS	NS	NA	NS	NS	NS	<1,0	<1,0	<1,0	<1,0	NS	NS	6,3	0
MW-19R	12/15/2015		NS	<2,0	NS	NS	NS	<5,0	0,93	<1,0	<1,0	<1,0	<2,0	NS	<1,0	<1,0	<2,0	NS	NS	NS	NS	NA	NS	NS	NS	<1,0	<1,0	<1,0	<1,0	NS	NS	4,23	0
MW-19R	3/16/2016		NS	<2,0	NS	NS	NS	<5,0	0,82	<1,0	<1,0	<1,0	<2,0	NS	<1,0	<1,0	<2,0	NS	NS	NS	NS	NA	NS	<1,0	<1,0	<1,0	<1,0	<1,0	<1,0	ND	NS	4,62	0
MW-19R	6/13/2016		<2,0	<2,0	<2,0	<1,0	<1,0	<5,0	0,59	<1,0	<1,0	<1,0	<2,0	<10	<1,0	<1,0	<2,0	<5,0	<1,0	<1,0	<1,0	NA	<1,0	<1,0	<1,0	<1,0	<1,0	<1,0	<1,0	ND	NS	2,59	0
MW-19R	9/20/2016		<2,0	<2,0	<2,0	<1,0	<1,0	<5,0	<1,0	<1,0	<1,0	<1,0	<2,0	<10	<1,0	<1,0	<2,0	<5,0	<1,0	<1,0	<1,0	NA	<1,0	<1,0	<1,0	<1,0	<1,0	<1,0	<1,0	ND	NS	0,67	0
MW-19R	1/17/2017		<2,0	<2,0	<2,0	<1,0	<1,0	<5,0	0,54	<1,0	<1,0	<1,0	<2,0	<10	<1,0	<1,0	<2,0	<5,0	<1,0	<1,0	<1,0	NA	<1,0	<1,0	<1,0	<1,0	<1,0	<1,0	<1,0	ND	NS	2,94	0
MW-19R	3/20/2017		<2,0	<2,0	0,97	<1,0	<1,0	<5,0	0,72	<1,0	<1,0	<1,0	<2,0	<10	<1,0	<1,0	<2,0	<5,0	<1,0	<1,0	<1,0	<1,0	<1,0	<1,0	<1,0	<1,0	<1,0	<1,0	<1,0	ND	NS	4,58	0
MW-19R	6/27/2017		<2,0	<2,0	<2,0	<1,0	<1,0	<5,0	0,57	<1,0	<1,0	<1,0	<2,0	<10	<1,0	<1,0	<2,0	<5,0	<1,0	<1,0	<1,0	<1,0	<1,0	<1,0	<1,0	<1,0	<1,0	<1,0	<1,0	ND	NS	2,27	0
MW-19R	9/18/2017		<2,0	<2,0	<2,0	<1,0	<1,0	<5,0	0,38	<1,0	<1,0	<1,0	<2,0	<10	<1,0	<1,0	<2,0	<5,0	<1,0	<1,0	<1,0	<1,0	<1,0	<1,0	<1,0	<1,0	<1,0	<1,0	<1,0	ND	NS	1,48	0
MW-19R	1/8/2018		<2,0	<2,0	<2,0	<1,0	<1,0	<5,0	0,59	<1,0	<1,0	<1,0	<2,0	<10	<1,0	<1,0	<2,0	<5,0	<1,0	<1,0	<1,0	<1,0	<1,0	<1,0	<1,0	<1,0	<1,0	<1,0	<1,0	ND	NS	1,99	0
MW-19R	3/12/2018		<2,0	<2,0	<2,0	<1,0	<1,0	<5,0	0,69	<1,0	<1,0	<1,0	<2,0	<10	<1,0	<1,0	<2,0	<5,0	<1,0	<1,0	<1,0	<1,0	<1,0	<1,0	<1,0	<1,0	<1,0	<1,0	<1,0	ND	NS	2,09	0
MW-19R	6/25/2018		<2,0	<2,0	<2,0	<1,0	<1,0	<5,0	0,76 J	<1,0	<1,0	<1,0	<2,0	<10	<1,0	<1,0	<2,0	<5,0	<1,0	<1,0	<1,0	<1,0	<1,0	<1,0	<1,0	<1,0	<1,0	<1,0	<1,0	ND	NS	1,96	0
MW-19R	10/16/2018		<2,0	<2,0	<2,0	<1,0	<1,0	<5,0	0,64 J	<1,0	<1,0	<1,0	<2,0	<10	<1,0	<1,0	<2,0	<5,0	<1,0	<1,0	<1,0	<1,0	<1,0	<1,0	<1,0	<1,0	<1,0	<1,0	<1,0	ND	NS	2,04	0
MW-19R	1/21/2019		<2,0	<2,0	<2,0	<1,0	<1,0	<5,0	0,65 J	<1,0	<1,0	<1,0	<2,0	<10	<1,0	<1,0	<2,0	<5,0	<1,0	<1,0	<1,0	<1,0	<1,0	<1,0	<1,0	<1,0	<1,0	<1,0	<1,0	ND	NS	2,05	0
MW-19R	4/22/2019		<2,0	<2,0	<2,0	<1,0	<1,0	<5,0	0,44 J	<1,0	<1,0	<1,0	<2,0	<10	<1,0	<1,0	<2,0	<5,0	<1,0	<1,0	<1,0	<1,0	<1,0	<0,2	<0,2	<0,2	0,4	<0,3	<0,2	ND	NS	1,54	0,4
MW-19R	7/29/2019		<2,0	<2,0	<2,0	<1,0	<1,0	<5,0	0,53	<1,0	<1,0	<1,0	<2,0	<10	<1,0	<1,0	<2,0	<5,0	<1,0	<1,0	<1,0	<1,0	<1,0	<1,0	<1,0	<1,0	<1,0	<1,0	<1,0	ND	NS	1,63	0
MW-19R	10/28/2019		<2,0	<2,0	<2,0	<1,0	<1,0	<5,0	0,38	<1,0	<1,0	<1,0	<2,0	<10	<1,0	<1,0	<2,0	<5,0	<1,0	<1,0	<1,0	<1,0	<1,0	<1,0	<1,0	<1,0	<1,0	<1,0	<1,0	ND	NS	1,48	0
MW-19R	1/21/2020		<2,0	<2,0	<2,0	<1,0	<1,0	<5,0	0,69	<1,0	<1,0	<1,0	<2,0	<10	<1,0	<1,0	<1,0	<5,0	<1,0	<1,0	<1,0	<1,0	<1,0	<1,0	<1,0	<1,0	<1,0	<1,0	<1,0	ND	NS	2,09	0
MW-19R	10/20/2020		<2,0	<2,0	<2,0	<1,0	<1,0	<5,0	0,65 J	<1,0	<1,0	<1,0	<2,0	<10	<1,0	<1,0	<2,0	<5,0	<1,0	<1,0	<1,0	<1,0	<1,0	<1,0	<1,0	<1,0	<1,0	<1,0	<1,0	ND	NS	1,51	0
MW-19R	12/13/2021		<2,0	<2,0	<2,0	<1,0	<1,0	<5,0	<1,0	<1,0	<1,0	<1,0	<2,0	<10	<1,0	<1,0	<5,0	<5,0	<1,0	<1,0	<1,0	<1,0	<1,0	<1,0	<1,0	<1,0	<1,0	<1,0	<1,0	ND	NS	0	0
MW-19R	11/7/2022		<2,0	<2,0	<2,0	<1,0	<1,0	<5,0	0,54 J	<1,0	<1,0	<1,0	<2,0	<10	<1,0	<1,0	<5,0	<5,0	<1,0	<1,0	<1,0	<1,0	<1,0	<1,0	<1,0	<1,0	<1,0	<1,0	<1,0	ND	NS	1,08	0
MW-19R	11/9/2023		<2,0	<2,0	<2,0	<1,0	<1,0	<5,0	<1,0	<1,0	<1,0	<1,0	<2,0	<10	<1,0	<1,0	<5,0	<5,0	<1,0	<1,0	<1,0	<1,0	<1,0	<1,0	<1,0	<1,0	<1,0	<1,0	<1,0	ND	ND	0	0
MW-19R	12/4/2024		<1,0	<1,0	<5,0	<1,0	<1,0	<5,0	<1,0	<1,0	<1,0	<1,0	<1,0	<2,0	<1,0	<1,0	<5,0	<5,0	<1,0	<1,0	<1,0	<1,0	<1,0	<1,0	<1,0	<1,0	<1,0	<1,0	<5,0	<1,0	<0,049	0	0
MW-17	7/26/2006		NS	<0,3	<0,4	<0,1	<0,5	<2,0	<0,3	<0,2	NA	0,8	<0,3	NS	1	<0,2	<0,6	<0,3	<0,3	<0,3	<0,2	NA	<0,1	NS	NS	<0,2	<0,3	<0,3	1,5	ND	NS	2,6	1,5
MW-17	12/20/2007		NS	<0,3	NS	NS	NS	<0,7	<0,4	<0,4	NA	<0,3	<0,5	NS	<0,5	<0,4	<0,5	NS	NS	NS	NS	NA	NS	<0,2	<0,2	<0,2	<0,2	<0,3	<0,2	ND	NS	1	0
MW-17	5/17/2022		<2,0	<2,0	<2,0	<1,0	<1,0	<5,0	5,7	<1,0	<1,0	2,7	<2,0	<10	<1,0	<1,0	<5,0	<5,0	<1,0	<1,0	<1,0	<1,0	<1,0	<1,0	<1,0	<1,0	<1,0	<1,0	<1,0	<1,0	ND	NS	11,3	0
MW-17	11/8/2022		<2,0	<2,0	<2,0	<1,0	<1,0	<5,0	1,4	<1,0	<1,0	1,1	<2,0	<10	<1,0	<1,0	<5,0	<5,0	<1,0	<1,0	<1,0	<1,0	<1,0	<1,0	<1,0	<1,0	<1,0	<1,0	<1,0	ND	NS	4,2	0
MW-17	12/13/2023		<2,0	<2,0	<2,0	<1,0	<1,0	<5,0	0,83	<1,0	<1,0	<1,0	<2,0	<10	<1,0	<1,0	<5,0	<5,0	<1,0	<1,0	<1,0	<1,0	<1,0	<1,0	<1,0	<1,0	<1,0	<1,0	<1,0	ND	ND	2,63	0
MW-17	12/6/2024		<1,0	<1,0	<5,0	<1,0	<1,0	<5,0	1,5	<1,0	<1,0	1,3	<1,0	<2,0	<1,0	<1,0	<5,0	<5,0	<1,0	<1,0	<1,0	<1,0	<1,0	<1,0	<1,0	<1,0	<1,0	<1,0	<5,0	<1,0	<0,047	5,5	0
MW-20	7/26/2006		NS	<0,3	<0,4	<0,1	<0,5	<2,0	0,4	<0,2	NA	1,3	<0,3	NS	<0,4	<0,2	<0,6	<0,3	<0,3	<0,3	<0,2	NA	<0,1	NS	NS	<0,2	<0,3	<0,3	<0,2	ND	NS	170,2	0
MW-20	12/20/2007		NS	<0,3	NS	NS	NS	<0,7	1,3	<0,4	NA	0,5	<0,5	NS	<0,5	<0,4	<0,5	NS	NS	NS	NS	NA	NS	NS	NS	<0,23	<0,28	<0,34	NS	ND	NS	124,8	0
MW-20	3/18/2008		NS	<0,31	NS	NS	NS	<0,65	0,99	<0,41	NA	0,38	<0,46	NS	<0,52	<0,35	<0,45	NS	NS	NS	NS	NA	NS	NS	NS	<0,23	<0,28	<0,34	<0,21	ND	NS	115,41	0
MW-20	6/20/2008		NS	<0,31	NS	NS	NS	<0,65	1,5	<0,41	NA	0,28	<0,46	NS	<0,52	<0,35	<0,45	NS	NS	NS	NS	NA	NS	NS	NS	<0,29	<0,35	<0,29	<0,21	ND	NS	105,35	0
MW-20	9/24/2008		NS	<0,14	NS	NS	NS	<0,25	0,97	<0,49	NA	<0,50	<0,45	NS	<0,61	<0,25	<0,48	NS	NS	NS	NS	NA	NS	NS	NS	<0,29	<0,35	<0,29	<0,21	ND	NS	185,47	0
MW-20	12/15/2008		NS	<0,14	<1,5	NS	NS	<0,25	2	<0,49	NA	1,1	<0,45	NS	<0,61	<0,25	<0,48	NS	NS	NS	NS	NA	NS	NS	NS	<0,2	<0,27	<0,2	NS	ND	NS	98,9	0
MW-20	3/30/2009		NS	<0,38	NS	NS	NS	<0,53	1,3	<0,34	NA	<0,38	<0,28	NS	<0,3	<0,71	<0,49	NS	NS	NS	NS	NA	NS	NS	NS	<0,35	0,45	<0,43	<0,26	ND	NS	155,01	0,5

Appendix A
Groundwater Analytical Results - February 2003 - December 2024 (µg/L)
Perma-Fix of South Georgia Inc., Valdosta, GA

			Chlorinated and Non-Chlorinated VOCs																							Aromatic/						Total VOCs	
Sample Location	Sample Date	QA/QC Reference	Dibromomethane	Dichlorodifluoromethane (DCDFM) (difluorodichloromethane)	Hexachlorobutadiene	Isopropylbenzene	4-Isopropyltoluene (p-Isopropyltoluene)	Methylene Chloride	Tetrachloroethene (PCE)	Trans-1,2-Dichloroethene	Trans-1,3-Dichloropropene	Trichloroethene (TCE)	Trichlorofluoromethane	Vinyl Acetate	Vinyl Chloride	Bromoform	Bromomethane	Naphthalene	N-Propylbenzene	N-Butylbenzene	Sec-Butylbenzene	Tert-Butylbenzene	Styrene	1,2,4-Trimethylbenzene	1,3,5-Trimethylbenzene	Benzene	Toluene	Ethylbenzene	Methyl Tert-Butyl Ether	Total Xylenes	Heptachlor	Total Chlorinated and Non Chlorinated VOCS1	Total Aromatic/Hydrocarbon VOCs
	Current GW Standard		1 [b]	1 [b]	50 [a]	1 [b]	1 [b]	5 [a]	5 [a]	100 [a]	1 [b]	5 [a]	1 [b]	2 [b]	2 [a]	80 [a]	5 [b]	5 [b]	1 [b]	1 [b]	1 [b]	1 [b]	100 [a]	1 [b]	1 [b]	5 [a]	1000 [a]	700 [a]	5 [b]	10000 [a]	0.4 [a]	---	---
MW-20	7/10/2009		NS	<0.75	NS	NS	NS	<0.41	1.8	<0.47	NA	0.4	<0.57	NS	<0.48	<0.22	<0.63	NS	NS	NS	NS	NA	NS	NS	NS	<0.20	<0.27	<0.20	<0.38	ND	NS	53.59	0
MW-20	9/30/2009		NS	<0.38	NS	NS	NS	<0.53	3.1	<0.34	NA	0.66	<0.28	NS	<0.30	<0.71	<0.49	NS	NS	NS	NS	NA	NS	NS	NS	<0.27	<0.35	<0.28	<0.23	ND	NS	138.43	0
MW-20	12/10/2009		NS	<0.13	NS	NS	NS	<0.23	2.7	<0.46	NA	<0.56	<0.41	NS	<0.58	<0.26	<0.44	NS	NS	NS	NS	NA	NS	NS	NS	<0.050	<0.053	<0.10	<0.12	ND	NS	126.01	0
MW-20	3/6/2010		NS	<0.091	NS	NS	NS	<0.070	2.7	<0.11	NA	<0.13	<0.15	NS	<0.083	<0.20	<0.28	NS	NS	NS	NS	NA	NS	NS	NS	<0.35	<0.43	<0.43	<0.26	ND	NS	135.87	0
MW-20	5/29/2010		NS	<0.75	NS	NS	NS	<0.41	3.5	<0.47	NA	<0.51	<0.57	NS	<0.48	<0.22	<0.63	NS	NS	NS	NS	NA	NS	NS	NS	<0.21	<0.2	<0.2	<0.25	ND	NS	146.2	0
MW-20	8/4/2010		NS	<0.67	NS	NS	NS	<2.0	5.9	<0.34	NA	0.4	<0.4	NS	<0.28	<0.24	<0.78	NS	NS	NS	NS	NA	NS	NS	NS	<0.21	<0.2	<0.2	<0.25	ND	NS	95.7	0
MW-20	10/15/2010		NS	<0.67	NS	NS	NS	<2.0	4.8	<0.34	NA	0.4	<0.4	NS	<0.28	<0.24	<0.78	NS	NS	NS	NS	NA	NS	NS	NS	<0.20	<0.20	<0.20	<0.34	ND	NS	127.59	0
MW-20	2/28/2011		NS	<0.50	NS	NS	NS	<2.0	6.2	<0.35	NA	0.4	<0.50	NS	<0.22	<0.20	<0.50	NS	NS	NS	NS	NA	NS	NS	NS	<0.20	<0.20	<0.20	<0.34	ND	NS	146.02	0
MW-20	5/27/2011		NS	<0.50	NS	NS	NS	<2.0	7.4	<0.35	NA	0.28	<0.50	NS	<0.22	<0.20	<0.50	NS	NS	NS	NS	NA	NS	NS	NS	<0.2	<0.2	<0.2	<0.34	ND	NS	112.95	0
MW-20	8/24/2011		NS	<0,5	NS	NS	NS	<2,0	7,9	<0,35	NA	0,29	<0,5	NS	<0,22	<0,2	<0,5	NS	NS	NS	NS	NA	NS	NS	NS	<0,2	<0,2	<0,2	<0,34	ND	NS	116,12	0
MW-20	11/15/2011		NS	<0,5	NS	NS	NS	<2,0	10,5	<0,35	NA	<0,26	<0,5	NS	<0,22	<0,2	<0,5	NS	NS	NS	NS	NA	NS	NS	NS	<0,2	<0,2	<0,2	<0,34	ND	NS	111,27	0
MW-20	2/28/2012		NS	<0,5	NS	NS	NS	<2,0	13,5	<0,35	NA	0,3	<0,5	NS	<0,22	<0,2	<0,5	NS	NS	NS	NS	NA	NS	NS	NS	<0,2	<0,2	<0,2	<0,34	ND	NS	80,37	0
MW-20	4/23/2012		NS	<0,5	NS	NS	NS	<2,0	13,9	<0,35	NA	0,27	<0,5	NS	<0,22	<0,2	<0,5	NS	NS	NS	NS	NA	NS	NS	NS	<0,2	<0,2	<0,2	<0,34	ND	NS	98,49	0
MW-20	8/20/2012		NS	<0.5	NS	NS	NS	<2.0	18	<0.35	NA	<0.26	<0.5	NS	<0.22	<0.2	<0.5	NS	NS	NS	NS	NA	NS	NS	NS	<0.21	<0.2	<0.29	<0.21	ND	NS	84,45	0
MW-20	11/14/2012		NS	<0.5	NS	NS	NS	<2.0	18.7	<0.23	NA	<0.31	<0.5	NS	<0.44	<0.34	<0.79	NS	NS	NS	NS	NA	NS	NS	NS	<0.21	<0.2	<0.29	<0.21	ND	NS	103.6	0
MW-20	3/4/2013		NS	<0.5	NS	NS	NS	<2.0	15	<0.23	NA	<0.31	<0.5	NS	<0.44	<0.34	<0.79	NS	NS	NS	NS	NA	NS	NS	NS	<0.21	<0.2	<0.29	<0.21	ND	NS	116.07	0
MW-20	6/10/2013	DUP	NS	<0,5	NS	NS	NS	<2,0	21,8	<0,23	NA	<0,31	<0,5	NS	<0,44	<0,34	<0,79	NS	NS	NS	NS	NA	NS	NS	NS	<0,21	<0,2	<0,29	<0,21	ND	NS	99,39	0
MW-20	6/10/2013		NS	<0,5	NS	NS	NS	<2,0	20,4	<0,23	NA	0,33	<0,5	NS	<0,44	<0,34	<0,79	NS	NS	NS	NS	NA	NS	NS	NS	<0,21	<0,2	<0,29	<0,21	ND	NS	94,45	0
MW-20	8/26/2013		NS	<0.5	NS	NS	NS	<2.0	19.2	<0.23	NA	<0,31	<0.5	NS	<0.44	<0.34	<0.79	NS	NS	NS	NS	NA	NS	NS	NS	<0.21	<0.2	<0.29	<0.21	ND	NS	103.57	0.2
MW-20	12/12/2013		NS	<0.5	NS	NS	NS	<2.0	20.7	<0.23	NA	0.47	<0.5	NS	<0.44	<0.34	<0.79	NS	NS	NS	NS	NA	NS	NS	NS	<0.24	<0.2	<0.28	<0.20	ND	NS	91.64	0
MW-20	3/20/2014		NS	<0.33	NS	NS	NS	<2.0	28.5	<0.34	NA	0.64	<0.5	NS	<0.33	<0.38	<0.54	NS	NS	NS	NS	NA	NS	NS	NS	<0.24	<0.2	<0.28	<0.20	ND	NS	105.46	0
MW-20	6/16/2014		NS	<0.33	NS	NS	NS	<2.0	28.2	<0.34	NA	0.61	<0.5	NS	<0.33	<0.38	<0.54	NS	NS	NS	NS	NA	NS	<5.0	<5.0	<0.50	<1.0	<1.0	NA	NA	NS	127.63	0
MW-20	12/11/2014		NS	<2,0	<5,0	<5,0	<5,0	<2,0	27.6	<1.0	NA	<1,0	<1,0	NS	<1,0	<1,0	<2,0	<5,0	<5,0	<5,0	<5,0	NA	<5,0	NS	NS	<1,0	<1,0	<1,0	<1,0	NS	NS	95,68	0
MW-20	3/15/2015		NS	<2,0	NS	NS	NS	<5,0	25,8	<1,0	NA	0,66	<2,0	NS	<1,0	<1,0	<2,0	NS	NS	NS	NS	NA	NS	NS	NS	<1,0	<1,0	<1,0	<1,0	NS	NS	91,61	0
MW-20	6/6/2015		NS	<2,0	NS	NS	NS	<5,0	26	<1,0	<1,0	0,54	<2,0	NS	<1,0	<1,0	<2,0	NS	NS	NS	NS	NA	NS	NS	NS	<1,0	<1,0	<1,0	<1,0	NS	NS	85,71	0
MW-20	8/11/2015		NS	<2,0	NS	NS	NS	<5,0	30,1	<1,0	<1,0	0,66	<2,0	NS	<1,0	<1,0	<2,0	NS	NS	NS	NS	NA	NS	NS	NS	<1,0	<1,0	<1,0	<1,0	NS	NS	97,51	0
MW-20	12/16/2015		NS	<2.0	NS	NS	NS	<5.0	25.5	<1.0	<1.0	0.66	<2.0	NS	<1.0	<1.0	<2.0	NS	NS	NS	NS	NA	NS	NS	NS	<1.0	<1.0	<1.0	<1.0	NS	NS	76.45	0
MW-20	3/16/2016		NS	<2.0	NS	NS	NS	<5.0	30.5	<1.0	<1.0	0.58	<2.0	NS	<1.0	<1.0	<2.0	NS	NS	NS	NS	NA	NS	<1.0	<1.0	<1.0	<1.0	<1.0	<1.0	ND	NS	101.22	0
MW-20	6/14/2016		<2,0	<2,0	<2,0	<1,0	<1,0	<5,0	27,1	<1,0	<1,0	0,81	<2,0	<10	<1,0	<1,0	<2,0	<5,0	<1,0	<1,0	<1,0	NA	<1,0	<1,0	<1,0	<1,0	<1,0	<1,0	<1,0	ND	NS	80,35	0
MW-20	9/21/2016		<2.0	<2.0	<2.0	<1.0	<1.0	<5.0	27.9	<1.0	<1.0	0.64	<2.0	<10	<1.0	<1.0	<2.0	<5.0	<1.0	<1.0	<1.0	NA	<1.0	<1.0	<1.0	<1.0	<1.0	<1.0	<1.0	ND	NS	83.59	0
MW-20	1/18/2017		<2.0	<2.0	<2.0	<1.0	<1.0	<5.0	34	<1.0	<1.0	0.92	<2.0	<10	<1.0	<1.0	<2.0	<5.0	<1.0	<1.0	<1.0	NA	<1.0	<1.0	<1.0	<1.0	<1.0	<1.0	<1.0	ND	NS	86.37	0
MW-20	3/21/2017		<2.0	<2.0	<2.0	<1.0	<1.0	<5.0	28.9	<1.0	<1.0	1.2	<2.0	<10	<1.0	<1.0	<2.0	<5.0	<1.0	<1.0	<1.0	<1.0	<1.0	<1.0	<1.0	<1.0	<1.0	<1.0	<1.0	ND	NS	77.65	0
MW-20	6/29/2017	DUP	<2.0	<2.0	<2.0	<1.0	<1.0	<5.0	35.2	<1.0	<1.0	0.98	<2.0	<10	<1.0	<1.0	<2.0	<5.0	<1.0	<1.0	<1.0	<1.0	<1.0	<1.0	<1.0	<1.0	<1.0	<1.0	<1.0	ND	NS	84.74	0
MW-20	6/29/2017		<2.0	<2.0	<2.0	<1.0	<1.0	<5.0	37.1	<1.0	<1.0	1.1	<2.0	<10	<1.0	<1.0	<2.0	<5.0	<1.0	<1.0	<1.0	<1.0	<1.0	<1.0	<1.0	<1.0	<1.0	<1.0	<1.0	ND	NS	84.93	0
MW-20	1/11/2018		<2.0	<2.0	<2.0	<1.0	<1.0	<5.0	28.9	<1.0	<1.0	1.5	<2.0	<10	<1.0	<1.0	<2.0	<5.0	<1.0	<1.0	<1.0	<1.0	<1.0	<1.0	<1.0	<1.0	<1.0	<1.0	<1.0	ND	NS	66.48	0
MW-20	6/26/2018		<2.0	<2.0	<2.0	<1.0	<1.0	<5.0	39.7	<1.0	<1.0	1.5	<2.0	<10	<1.0	<1.0	<2.0	<5.0	<1.0	<1.0	<1.0	<1.0	<1.0	<1.0	<1.0	<1.0	<1.0	<1.0	<1.0	ND	NS	85.54	0
MW-20	10/17/2018		<2.0	<2.0	<2.0	<1.0	<1.0	<5.0	37.8	<1.0	<1.0	1.8	<2.0	<10	<1.0	<1.0	<2.0	<5.0	<1.0	<1.0	<1.0	<1.0	<1.0	<1.0	<1.0	<1.0	<1.0	<1.0	<1.0	ND	NS	76.98	0
MW-20	4/23/2019		<2.0	<2.0	<2.0	<1.0	<1.0	<5.0	41.2	<1.0	<1.0	1.7	<2.0	<10	<1.0	<1.0	<2.0	<5.0	<1.0	<1.0	<1.0	<1.0	<1.0	<1.0	<0.2	<0.2	<0.2	0.2	<0.3	<0.2	NS	87.68	0.2
MW-20	7/30/2019		<2.0	<2.0	<2.0	<1.0	<1.0	<5.0	51.9	<1.0	<1.0	2.3	<2.0	<10	<1.0	<1.0	<2.0	<5.0	<1.0	<1.0	<1.0	<1.0	<1.0	<1.0	<1.0	<1.0	<1.0	<1.0	<1.0	ND	NS	91.86	0
MW-20	7/30/2019	DUP	<2.0	<2.0	<2.0	<1.0	<1.0	<5.0	47.1	<1.0	<1.0	2.2	<2.0	<10	<1.0	<1.0	<2.0	<5.0	<1.0	<1.0	<1.0	<1.0	<1.0	<1.0	<1.0	<1.0	<1.0	<1.0	<1.0	ND	NS	85.33	0
MW-20	10/29/2019		<2.0	<2.0	<2.0	<1.0	<1.0	<5.0	46	<1.0	<1.0	2.5	<2.0	<10	<1.0	<1.0	<2.0	<5.0	<1.0	<1.0	<1.0	<1.0	<1.0	<1.0	<1.0	<1.0	<1.0	<1.0	<1.0	ND	NS	74.35	0
MW-20	1/21/2020		<2.0	<2.0	<2.0	<1.0	<1.0	<5.0	53.8	<1.0	<1.0	2.7	<2.0	<10	<1.0	<1.0	<2.0	<5.0	<1.0	<1.0	<1.0	<1.0	<1.0	<1.0	<1.0	<1.0	<1.0	<1.0	<1.0	ND	NS	74.58	0
MW-20	10/20/2020		<2.0	<2.0	<2.0	<1.0	<1.0	<5.0	57.6	<1.0	<1.0	2.7	<2.0	<10	<1.0	<1.0	<2.0	<5.0	<1.0	<1.0	<1.0	<1.0	<1.0	<1.0	<1.0	<1.0	<1.0	<1.0	<1.0	ND	NS	86.9	0
MW-20	4/21/2021		<2.0	<2.0	<2.0	<1.0	<1.0	<5.0	61.1	<1.0	<1.0	2.6	<2.0	NS	<1.0	<1.0	<1.0	<5.0	<5.0	<1.0	<1.0	<1.0	<1.0	<1.0	<1.0	<1.0	<1.0	<1.0	<1.0	ND	NS	88.46	0
MW-20	12/14/2021		<2.0	<2.0	<2.0	<1.0	<1.0	<5.0	52.4	<1.0	<1.0	2.6 B	<2.0	<10	<1.0	<1.0	<1.0	<5.0	<5.0	<1.0	<1.0	<1.0	<1.0	<1.0	<1.0	<1.0	<1.0	<1.0	<1.0	ND	NS	73.6	0
MW-20	5/18/2022		<2.0	<2.0	<2.0	<1.0	<1.0	<5.0	61.2	<1.0	<1.0	2.6	<2.0	<10	<1.0	<1.0	<1.0	<5.0	<5.0	<1.0	<1.0	<1.0	<1.0	<1.0	<1.0	<1.0	<1.0	<1.0	<1.0	ND	NS	74.8	0
MW-20	11/8/2022		<2.0	<2.0	<2.0	<1.0	<1.0	<5.0	52.7	<1.0	<1.0	2	<2.0	<10	<1.0	<1.0	<1.0	<5.0	<5.0	<1.0	<1.0	<1.0	<1.0	<1.0	<1.0	<1.0	<1.0	<1.0	<1.0	ND	NS	68.88	0
MW-20	4/20/2023		<2.0	<2.0	<2.0	<1.0	<1.0	<5.0	69	<1.0	<1.0	2	<2.0	<10	<1.0	<1.0	<1.0	<5.0	<5.0	<1.0	<1.0	<1.0	<1.0	<1.0	<1.0	<1.0	<1.0	<1.0	<1.0	ND	ND	88	0
MW-20	12/13/2023		<2.0	<2.0	<2.0	<1.0	<1.0	<5.0	62.6	<1.0	<1.0	2.2	<2.0	<10	<1.0	<1.0	<1.0	<5.0	<5.0	<1.0	<1.0	<1.0	<1.0	<1.0	<1.0	<1.0	<1.0	<1.0	<1.0	ND	ND	84	0
MW-20	5/1/2024		<1.0	<1.0	<5.0	<1.0	<1.0	<5.0	68	<1.0	<1.0	2.4	<1.0	<2.0	<1.0	<1.0	<1.0	<5.0	<5.0	<1.0	<1.0	<1.0	<1.0	<1.0	<1.0	<1.0	<1.0	<1.0	<1.0	<5.0	ND	ND	89.5	0
MW-21	7/26/2006		NS	<0.3	<0.4	<0.1	<0.5	<2.0	<0.3	<0.2	NA	0.8	<0.3	NS	0.6	<0.2	<0.6	<0.3	<0.3	<0.3	<0.2	NA	<0.1	NS	NS	<0.2	<0.3	<0.3	<0.2	ND	NS	70.7	0
MW-21	12/20/2007		NS	<0.3	NS	NS	NS	<0.7	0.4	<0.4	NA	<0.3	<0.5	NS	<0.5	<0.4	<0.5	NS	NS	NS	NS	NA	NS	NS	NS	<0.23	<0.28	<0.34	NS	ND	NS	30.4	0
MW-21	3/18/2008		NS	<0.31	NS	NS	NS	1.7	0.58	<0.41	NA	<0.26	<0.46	NS	<0.52	<0.35	<0.45	NS	NS	NS	NS	NA	NS	NS	NS	<0.23	<0.28	<0.34	<0.21	ND	NS	32.48	0
MW-21	6/20/2008		NS	<0,31	NS	NS	NS	<0,65	0,77	<0,41	NA	<0,26	<0,46	NS	<0,52	<0,35	<0,45	NS	NS	NS	NS	NA	NS	NS	NS	<0,29	<0,35	<0,29	<0,21	ND	NS	41,24	0
MW-21	9/24/2008		NS	<0.14	NS	NS	NS	<0,25	0.67	<0,49	NA	<0.50	<0,45	NS	<0,61	<0,25	<0,48	NS	NS	NS	NS	NA	NS	NS	NS	<0,29	<0,35	<0,29	<0,21	ND	NS	68,67	0
MW-21	12/15/2008		NS	<0.14	<1.5	NS	NS	<0,25	1.4	<0,49	NA	1	<0,45	NS	<0,61	<0,25	<0,48	NS	NS	NS	NS	NA	NS	NS	NS	<0.2	0.62	<0.2	NS	1.2	NS	41.4	1.8
MW-21	3/30/2009		NS	<0.38	NS	NS	NS	<0.53	0.94	<0.34	NA	<0.38	<0.28	NS	<0.3	<0.71	<0.49	NS	NS	NS	NS	NA	NS	NS	NS	<0.35	<0.43	<0.43	<0.26	ND	NS	58.47	0
MW-21	7/10/2009		NS	<0.75	NS	NS	NS	<0.41	1.1	<0.47	NA	<0.39	<0.57	NS	<0.48	<0.22	<0.63	NS	NS	NS	NS	NA	NS	NS	NS	<0.20	<0.27	<0.20	<0.38	ND	NS	19.1	0
MW-21	9/30/2009		NS	<0.38	NS	NS	NS	<0.53	1.5	<0.34	NA	<0.38	<0.28	NS	<0.30	<0.71	<0.49	NS	NS	NS	NS	NA	NS	NS	NS	<0.27	<0.35	<0.28	<0.23	ND	NS	42.26	0
MW-21	12/10/2009		NS	<0,13	NS	NS	NS	<0,23	1.5	<0,46	NA	<0,56	<0,41	NS	<0,58	<0,26	<0,44	NS	NS	NS	NS	NA	NS	NS	NS	<0,050	<0,053	<0,10	<0,12	ND	NS	33,5	0
MW-21	3/6/2010		NS	<0,091	NS	NS	NS	<0,070	1.4	<0,11	NA	<0,13	<0,15	NS	<0,083	<0,20	<0,28	NS	NS	NS	NS	NA	NS	NS	NS	<0,35	<0,43	<0,43	<0,26	ND	NS	26,4	0
MW-21	5/29/2010		NS	<0.75	NS	NS	NS	<0.41	1.7	<0.47	NA	<0.39	<0,57	NS	<0.48	<0.22	<0.63	NS	NS	NS	NS	NA	NS	NS	NS	<0,21	<0,2	<0,2	<0,25	ND	NS	33.7	0
MW-21	8/4/2010		NS	<0.67	NS	NS	NS	<2.0	1.6	<0.34	NA	<0.24	<0.4	NS	<0.28	<0.24	<0.78	NS	NS	NS	NS	NA	NS	NS	NS	<0.21	<0.2	<0.2	<0.25	ND	NS	31.5	0
MW-21	10/15/2010		NS	<0.67	NS	NS	NS	<2.0	2.2	<0.34	NA	<0.24	<0.4	NS	<0.28	<0.24	<0.78	NS	NS	NS	NS	NA	NS	NS	NS	<0.20	<0.20	<0.20	<0.34	ND	NS	31.7	0
MW-21	2/28/2011		NS	<0.50	NS	NS	NS	<2.0	1.9	<0.35	NA	<0.26	<0.50	NS	<0.22	<0.20	<0.50	NS	NS	NS	NS	NA	NS	NS	NS	<0.20	<0.20	<0.20	<0.34	ND	NS	24.2	0
MW-21	5/27/2011		NS	<0.50	NS	NS	NS	<2.0	2.4	<0.35	NA	<0.26	<0.50	NS	<0.22	<0.20	<0.50	NS	NS	NS	NS	NA	NS	NS	NS	<0.2	<0.2	<0.2	<0.34	ND	NS	19.8	0
MW-21	8/24/2011		NS	<0,5	NS	NS	NS	<2,0	2,9	<0,35	NA	<0,26	<0,5	NS	<0,22	<0,2	<0,5	NS	NS	NS	NS	NA	NS	NS	NS	<0,2	<0,2	<0,2	<0,34	ND	NS	19,96	0
MW-21	11/15/2011		NS	<0,5	NS	NS	NS	<2,0	2,6	<0,35	NA	<0,26	<0,5	NS	<0,22	<0,2	<0,5	NS	NS	NS	NS	NA	NS	NS	NS	<0,2	<0,2	<0,2	<0,34	ND	NS	18,2	0
MW-21	2/28/2012		NS	<0,5	NS	NS	NS	<2,0	3,1	<0,35	NA	<0,26	<0,5	NS	<0,22	<0,2	<0,5	NS	NS	NS	NS	NA	NS	NS	NS	<0,2	<0,2	<0,2	<0,34	ND	NS	18,8	0
MW-21	4/23/2012		NS	<0,5	NS	NS	NS	<2,0	3,3	<0,35	NA	<0,26	<0,5	NS	<0,22	<0,2	<0,5	NS	NS	NS	NS	NA	NS	NS	NS	<0,2	<0,2	<0,2	<0,34	ND	NS	20,8	0
MW-21	8/20/2012		NS	<0.5	NS	NS	NS	<2.0	3.6	<0.35	NA	<0.26	<0.5	NS	<0.22	<0.2	<0.5	NS	NS	NS	NS	NA	NS	NS	NS	<0.21	<0.2	<0.29	<0.21	ND	NS	19.7	0

Appendix A
Groundwater Analytical Results - February 2003 - December 2024 (µg/L)
Perma-Fix of South Georgia Inc., Valdosta, GA

			Chlorinated and Non-Chlorinated VOCs																							Aromatic/						Total VOCs	
Sample Location	Sample Date	QA/QC Reference	Dibromomethane	Dichlorodifluoromethane (DCDFM) (difluorodichloromethane)	Hexachlorobutadiene	Isopropylbenzene	4-Isopropyltoluene (p-Isopropyltoluene)	Methylene Chloride	Tetrachloroethene (PCE)	Trans-1,2-Dichloroethene	Trans-1,3-Dichloropropene	Trichloroethene (TCE)	Trichlorofluoromethane	Vinyl Acetate	Vinyl Chloride	Bromoform	Bromomethane	Naphthalene	N-Propylbenzene	N-Butylbenzene	Sec-Butylbenzene	Tert-Butylbenzene	Styrene	1,2,4-Trimethylbenzene	1,3,5-Trimethylbenzene	Benzene	Toluene	Ethylbenzene	Methyl Tert-Butyl Ether	Total Xylenes	Heptachlor	Total Chlorinated and Non Chlorinated VOCS1	Total Aromatic/Hydrocarbon VOCs
	Current GW Standard		1 [b]	1 [b]	50 [a]	1 [b]	1 [b]	5 [a]	5 [a]	100 [a]	1 [b]	5 [a]	1 [b]	2 [b]	2 [a]	80 [a]	5 [b]	5 [b]	1 [b]	1 [b]	1 [b]	1 [b]	100 [a]	1 [b]	1 [b]	5 [a]	1000 [a]	700 [a]	5 [b]	10000 [a]	0.4 [a]	---	---
MW-21	11/14/2012		NS	<0.5	NS	NS	NS	<2.0	4.4	<0.23	NA	<0.31	<0.5	NS	<0.44	<0.24	<0.79	NS	NS	NS	NS	NA	NS	NS	NS	<0.21	<0.2	<0.29	<0.21	ND	NS	26.82	0
MW-21	3/4/2013		NS	<0.5	NS	NS	NS	<2.0	4.4	<0.23	NA	<0.31	<0.5	NS	<0.44	<0.34	<0.79	NS	NS	NS	NS	NA	NS	NS	NS	<0.21	<0.2	<0.29	<0.21	ND	NS	27.9	0
MW-21	6/10/2013		NS	<0.5	NS	NS	NS	<2.0	1.3	<0.23	NA	<0.31	<0.5	NS	<0.44	<0.34	<0.79	NS	NS	NS	NS	NA	NS	NS	NS	<0.21	<0.2	<0.29	<0.21	ND	NS	12.67	0
MW-21	8/26/2013		NS	<0,5	NS	NS	NS	<2.0	4.4	<0,23	NA	<0,31	<0,5	NS	<0,44	<0,34	<0,79	NS	NS	NS	NS	NA	NS	NS	NS	<0,21	0,49	<0,29	<0,21	0,53	NS	17.8	0,7
MW-21	12/13/2013		NS	<0,5	NS	NS	NS	<2,0	4,5	<0,23	NA	<0,31	<0,5	NS	<0,44	<0,34	<0,79	NS	NS	NS	NS	NA	NS	NS	NS	<0,24	<0,2	<0,28	<0,20	ND	NS	24,6	0
MW-21	3/21/2014		NS	<0,33	NS	NS	NS	<2,0	4,7	<0,34	NA	<0,30	<0,5	NS	<0,33	<0,38	<0,54	NS	NS	NS	NS	NA	NS	NS	NS	<0,24	<0,2	<0,28	<0,20	ND	NS	21,1	0
MW-21	6/16/2014		NS	<0.33	NS	NS	NS	<2.0	5.2	<0.34	NA	<0.30	<0.5	NS	<0.33	<0.38	<0.54	NS	NS	NS	NS	NA	NS	<5.0	<5.0	<0.50	<1.0	<1.0	NA	NA	NS	22.9	0
MW-21	12/11/2014		NS	<2.0	<5.0	<5.0	<5.0	<2.0	4.1	<1.0	NA	<1.0	<1.0	NS	<1.0	<1.0	<2.0	<5.0	<5.0	<5.0	<5.0	NA	<5.0	NS	NS	<1.0	<1.0	<1.0	<1.0	NS	NS	17.1	0
MW-21	3/15/2015		NS	<2.0	NS	NS	NS	<5.0	4	<1.0	NA	<1.0	<2.0	NS	<1.0	<1.0	<2.0	NS	NS	NS	NS	NA	NS	NS	NS	<1.0	<1.0	<1.0	<1.0	NS	NS	7.46	0
MW-21	6/7/2015		NS	<2.0	NS	NS	NS	<5.0	3.3	<1.0	<1.0	<1.0	<2.0	NS	<1.0	<1.0	<2.0	NS	NS	NS	NS	NA	NS	NS	NS	<1.0	<1.0	<1.0	<1.0	NS	NS	10.5	0
MW-21	8/13/2015		NS	<2.0	NS	NS	NS	<5.0	3.6	<1.0	<1.0	<1.0	<2.0	NS	<1.0	<1.0	<2.0	NS	NS	NS	NS	NA	NS	NS	NS	<1.0	<1.0	<1.0	<1.0	NS	NS	13.5	0
MW-21	12/16/2015		NS	<2.0	NS	NS	NS	<5.0	3.2	<1.0	<1.0	<1.0	<2.0	NS	<1.0	<1.0	<2.0	NS	NS	NS	NS	NA	NS	NS	NS	<1.0	<1.0	<1.0	<1.0	NS	NS	9.6	0
MW-21	3/16/2016		NS	<2.0	NS	NS	NS	<5.0	3.5	<1.0	<1.0	<1.0	<2.0	NS	<1.0	<1.0	<2.0	NS	NS	NS	NS	NA	NS	<1.0	<1.0	<1.0	<1.0	<1.0	<1.0	ND	NS	12.3	0
MW-21	6/14/2016		<2.0	<2.0	<2.0	<1.0	<1.0	<5.0	2.9	<1.0	<1.0	<1.0	<2.0	<10	<1.0	<1.0	<2.0	<5.0	<1.0	<1.0	<1.0	NA	<1.0	<1.0	<1.0	<1.0	<1.0	<1.0	<1.0	ND	NS	8.5	0
MW-21	9/21/2016		<2.0	<2.0	<2.0	<1.0	<1.0	<5.0	3.2	<1.0	<1.0	<1.0	<2.0	<10	<1.0	<1.0	<2.0	<5.0	<1.0	<1.0	<1.0	NA	<1.0	<1.0	<1.0	<1.0	<1.0	<1.0	<1.0	ND	NS	9	0
MW-21	1/18/2017		<2.0	<2.0	<2.0	<1.0	<1.0	<5.0	3.7	<1.0	<1.0	<1.0	<2.0	<10	<1.0	<1.0	<2.0	<5.0	<1.0	<1.0	<1.0	NA	<1.0	<1.0	<1.0	<1.0	<1.0	<1.0	<1.0	ND	NS	9.8	0
MW-21	3/22/2017		<2.0	<2.0	<2.0	<1.0	<1.0	<5.0	3.8	<1.0	<1.0	<1.0	<2.0	<10	<1.0	<1.0	<2.0	<5.0	<1.0	<1.0	<1.0	<1.0	<1.0	<1.0	<1.0	<1.0	<1.0	<1.0	<1.0	ND	NS	10.6	0
MW-21	6/29/2017		<2.0	<2.0	<2.0	<1.0	<1.0	<5.0	4.7	<1.0	<1.0	<1.0	<2.0	<10	<1.0	<1.0	<2.0	<5.0	<1.0	<1.0	<1.0	<1.0	<1.0	<1.0	<1.0	<1.0	<1.0	<1.0	<1.0	ND	NS	11.3	0
MW-21	1/11/2018		<2.0	<2.0	<2.0	<1.0	<1.0	<5.0	4.7	<1.0	<1.0	0.44	<2.0	<10	<1.0	<1.0	<2.0	<5.0	<1.0	<1.0	<1.0	<1.0	<1.0	<1.0	<1.0	<1.0	<1.0	<1.0	<1.0	ND	NS	11.24	0
MW-21	6/26/2018		<2.0	<2.0	<2.0	<1.0	<1.0	<5.0	6	<1.0	<1.0	<1.0	<2.0	<10	<1.0	<1.0	<2.0	<5.0	<1.0	<1.0	<1.0	<1.0	<1.0	<1.0	<1.0	<1.0	<1.0	<1.0	<1.0	ND	NS	13.7	0
MW-21	10/17/2018	DUP	<2.0	<2.0	<2.0	<1.0	<1.0	<5.0	6.3	<1.0	<1.0	0.37 J	<2.0	<10	<1.0	<1.0	<2.0	<5.0	<1.0	<1.0	<1.0	<1.0	<1.0	<1.0	<1.0	<1.0	<1.0	<1.0	<1.0	ND	NS	13.27	0
MW-21	10/17/2018		<2.0	<2.0	<2.0	<1.0	<1.0	<5.0	6.3	<1.0	<1.0	<1.0	<2.0	<10	<1.0	<1.0	<2.0	<5.0	<1.0	<1.0	<1.0	<1.0	<1.0	<1.0	<1.0	<1.0	<1.0	<1.0	<1.0	ND	NS	12.6	0
MW-21	4/23/2019		<2.0	<2.0	<2.0	<1.0	<1.0	<5.0	5.9	<1.0	<1.0	<1.0	<2.0	<10	<1.0	<1.0	<2.0	<5.0	<1.0	<1.0	<1.0	<1.0	<1.0	<1.0	<1.0	<1.0	<1.0	<1.0	<1.0	ND	NS	11.8	0
MW-21	7/30/2019		<2.0	<2.0	<2.0	<1.0	<1.0	<5.0	7.7	<1.0	<1.0	0.44	<2.0	<10	<1.0	<1.0	<2.0	<5.0	<1.0	<1.0	<1.0	<1.0	<1.0	<1.0	<1.0	<1.0	<1.0	<1.0	<1.0	ND	NS	13.34	0
MW-21	10/29/2019		<2.0	<2.0	<2.0	<1.0	<1.0	<5.0	7.2	<1.0	<1.0	0.42	<2.0	<10	<1.0	<1.0	<2.0	<5.0	<1.0	<1.0	<1.0	<1.0	<1.0	<1.0	<1.0	<1.0	<1.0	<1.0	<1.0	ND	NS	10.52	0
MW-21	1/22/2020		<2.0	<2.0	<2.0	<1.0	<1.0	<5.0	7.9	<1.0	<1.0	<1.0	<2.0	<10	<1.0	<1.0	<1.0	<5.0	<1.0	<1.0	<1.0	<1.0	<1.0	<1.0	<1.0	<1.0	<1.0	<1.0	<1.0	ND	NS	10.1	0
MW-21	10/20/2020		<2.0	<2.0	<2.0	<1.0	<1.0	<5.0	13.4	<1.0	<1.0	0.52 J	<2.0	<10	<1.0	<1.0	<2.0	<5.0	<1.0	<1.0	<1.0	<1.0	<1.0	<1.0	<1.0	<1.0	<1.0	<1.0	<1.0	ND	NS	19.7	0
MW-21	4/21/2021		<2.0	<2.0	<2.0	<1.0	<1.0	<5.0	14	<1.0	<1.0	<1.0	<2.0	NS	<1.0	<1.0	<1.0	<5.0	<1.0	<1.0	<1.0	<1.0	<1.0	<1.0	<1.0	<1.0	<1.0	<1.0	<1.0	ND	NS	21.4	0
MW-21	12/14/2021		<2,0	<2.0	<2.0	<1.0	<1.0	<5.0	13,8	<1.0	<1.0	<1.0	<2.0	<10	<1.0	<1.0	<5.0	<5.0	<1.0	<1.0	<1.0	<1.0	<1.0	<1.0	<1.0	<1.0	<1.0	<1.0	<1.0	ND	NS	18,6	0
MW-21	5/18/2022		<2.0	<2.0	<2.0	<1.0	<1.0	<5.0	15.9	<1.0	<1.0	<1.0	<2.0	<10	<1.0	<1.0	<5.0	<5.0	<1.0	<1.0	<1.0	<1.0	<1.0	<1.0	<1.0	<1.0	<1.0	<1.0	<1.0	ND	NS	20.5	0
MW-21	11/8/2022	DUP	<2.0	<2.0	<2.0	<1.0	<1.0	<5.0	12.3	<1.0	<1.0	<1.0	<2.0	<10	<1.0	<1.0	<5.0	<5.0	<1.0	<1.0	<1.0	<1.0	<1.0	<1.0	<1.0	<1.0	<1.0	<1.0	<1.0	ND	NS	15.4	0
MW-21	11/8/2022		<2.0	<2.0	<2.0	<1.0	<1.0	<5.0	12.8	<1.0	<1.0	<1.0	<2.0	<10	<1.0	<1.0	<5.0	<5.0	<1.0	<1.0	<1.0	<1.0	<1.0	<1.0	<1.0	<1.0	<1.0	<1.0	<1.0	ND	NS	16.3	0
MW-21	4/20/2023		<2.0	<2.0	<2.0	<1.0	<1.0	<5.0	11.9	<1.0	<1.0	<1.0	<2.0	<10	<1.0	<1.0	<5.0	<5.0	<1.0	<1.0	<1.0	<1.0	<1.0	<1.0	<1.0	<1.0	<1.0	<1.0	<1.0	ND	ND	15.2	0
MW-21	12/13/2023		<2.0	<2.0	<2.0	<1.0	<1.0	<5.0	8.7	<1.0	<1.0	<1.0	<2.0	<10	<1.0	<1.0	<5.0	<5.0	<1.0	<1.0	<1.0	<1.0	<1.0	<1.0	<1.0	<1.0	<1.0	<1.0	<1.0	ND	ND	11.3	0
MW-21	5/1/2024		<1,0	<1,0	<5,0	<1,0	<1,0	<5,0	12	<1,0	<1,0	<1,0	<1,0	<2,0	<1,0	<1,0	<5,0	<5,0	<1,0	<1,0	<1,0	<1,0	<1,0	<1,0	<1,0	<1,0	<1,0	<1,0	<5,0	ND	ND	15,3	0
MW-26	8/30/2007		NS	NS	NS	NS	NS	<2,0	<0,3	NS	NA	0,9	NS	NS	<0,4	NS	NS	NS	NS	NS	NS	NA	NS	NS	NS	<0,2	0,8	<0,3	<0,2	ND	NS	0,9	0,8
MW-26	12/20/2007		NS	<0,3	NS	NS	NS	<0,7	2,2	<0,4	NA	11	<0,5	NS	<0,5	<0,4	<0,5	NS	NS	NS	NS	NA	NS	NS	NS	<0,23	<0,28	<0,34	NS	ND	NS	13,2	0
MW-26	3/18/2008		NS	<0.31	NS	NS	NS	<0.65	<0.35	<0.41	NA	0.3	<0.46	NS	<0.52	<0.35	<0.45	NS	NS	NS	NS	NA	NS	NS	NS	<0.23	<0.28	<0.34	<0.21	ND	NS	1.9	0
MW-26	6/20/2008		NS	<0.31	NS	NS	NS	<0.65	<0.35	<0.41	NA	<0.26	<0.46	NS	<0.52	<0.35	<0.45	NS	NS	NS	NS	NA	NS	NS	NS	<0.29	<0.35	<0.29	<0.21	ND	NS	0	0
MW-26	9/22/2008		NS	<0.14	NS	NS	NS	<0.25	<0.32	<0.49	NA	0.69	<0.45	NS	<0.61	<0.25	<0.48	NS	NS	NS	NS	NA	NS	NS	NS	<0.29	0.66	<0.29	<0.21	ND	NS	0.69	0.7
MW-26	12/15/2008		NS	<0.14	<1.5	NS	NS	<0.25	2.8	<0.49	NA	3.8	<0.45	NS	<0.61	<0.25	<0.48	NS	NS	NS	NS	NA	NS	NS	NS	<0.2	3.1	1.3	NS	8.6	NS	10.2	12.9
MW-26	3/30/2009		NS	<0.38	NS	NS	NS	<0.53	<0.36	<0.34	NA	<0.38	<0.28	NS	<0,3	<0,71	<0,49	NS	NS	NS	NS	NA	NS	NS	NS	0.38	3.5	0.84	<0.26	8.6	NS	0	13.3
MW-26	7/10/2009		NS	<0.75	NS	NS	NS	<0.41	<0.43	<0.47	NA	<0.39	<0.57	NS	<0.48	<0.22	<0.63	NS	NS	NS	NS	NA	NS	NS	NS	<0.20	<0.27	<0.20	<0.38	ND	NS	0	0
MW-26	9/30/2009		NS	<0.38	NS	NS	NS	<0.53	<0.36	<0.34	NA	<0.38	<0.28	NS	<0.30	<0.71	<0.49	NS	NS	NS	NS	NA	NS	NS	NS	<0.27	1.5	<0.28	<0.23	2.5	NS	0	4
MW-26	12/10/2009		NS	<0.13	NS	NS	NS	<0.23	<0.31	<0.46	NA	<0.56	<0.41	NS	<0.58	<0.26	<0.44	NS	NS	NS	NS	NA	NS	NS	NS	<0.050	<0.053	<0.10	<0.12	ND	NS	0	0
MW-26	3/6/2010		NS	<0.091	NS	NS	NS	<0.070	<0.099	<0.11	NA	<0.13	<0.15	NS	<0.083	<0.20	<0.28	NS	NS	NS	NS	NA	NS	NS	NS	<0.35	<0.43	<0.43	<0.26	ND	NS	0	0
MW-26	5/29/2010		NS	<0.75	NS	NS	NS	<0.41	<0.43	<0.47	NA	<0.39	<0.57	NS	<0.48	<0.22	<0.63	NS	NS	NS	NS	NA	NS	NS	NS	<0.21	<0.2	<0.2	<0.25	ND	NS	0	0
MW-26	8/4/2010		NS	<0.67	NS	NS	NS	<2,0	<0.44	<0,34	NA	<0,24	<0,4	NS	<0,28	<0,24	<0,78	NS	NS	NS	NS	NA	NS	NS	NS	<0,21	<0,2	<0,2	<0,25	ND	NS	0,7	0
MW-26	10/15/2010	DUP	NS	<0.67	NS	NS	NS	<2,0	<0.44	<0,34	NA	<0,24	<0,4	NS	<0,28	<0,24	<0,78	NS	NS	NS	NS	NA	NS	NS	NS	<0,21	<0,2	<0,2	<0,25	ND	NS	0	0
MW-26	10/15/2010		NS	<0,67	NS	NS	NS	<2,0	<0,44	<0,34	NA	<0,24	<0,4	NS	<0,28	<0,24	<0,78	NS	NS	NS	NS	NA	NS	NS	NS	<0,20	<0,20	<0,20	<0,34	ND	NS	0,28	0
MW-26	2/28/2011		NS	<0.50	NS	NS	NS	<2.0	<0.25	<0.35	NA	<0.26	<0.50	NS	<0.22	<0.20	<0.50	NS	NS	NS	NS	NA	NS	NS	NS	<0.20	<0.20	<0.20	<0.34	ND	NS	0.3	0
MW-26	5/27/2011		NS	<0.50	NS	NS	NS	<2.0	<0.25	<0.35	NA	<0.26	<0.50	NS	<0.22	<0.20	<0.50	NS	NS	NS	NS	NA	NS	NS	NS	<0.2	<0.2	<0.2	<0.34	ND	NS	0.3	0
MW-26	8/24/2011		NS	<0.5	NS	NS	NS	<2.0	<0.25	<0.35	NA	<0.26	<0.5	NS	<0.22	<0.2	<0.5	NS	NS	NS	NS	NA	NS	NS	NS	<0.2	<0.2	<0.2	<0.34	ND	NS	0.6	0
MW-26	11/15/2011		NS	<0,5	NS	NS	NS	<2,0	<0,25	<0,35	NA	<0,26	<0,5	NS	<0,22	<0,2	<0,5	NS	NS	NS	NS	NA	NS	NS	NS	<0,2	<0,2	<0,2	<0,34	ND	NS	0	0
MW-26	2/28/2012		NS	<0,5	NS	NS	NS	<2,0	0,99	<0,35	NA	<0,26	<0,5	NS	<0,22	<0,2	<0,5	NS	NS	NS	NS	NA	NS	NS	NS	<0,2	<0,2	<0,2	<0,34	ND	NS	0,99	0
MW-26	4/23/2012		NS	<0,5	NS	NS	NS	<2,0	0,46	<0,35	NA	<0,26	<0,5	NS	<0,22	<0,2	<0,5	NS	NS	NS	NS	NA	NS	NS	NS	<0,2	<0,2	<0,2	<0,34	ND	NS	0,46	0
MW-26	8/20/2012		NS	<0.5	NS	NS	NS	<2.0	0.61	<0.35	NA	<0.26	<0.5	NS	<0.22	<0.2	<0.5	NS	NS	NS	NS	NA	NS	NS	NS	<0.21	<0.2	<0.29	<0.21	ND	NS	0.6	0
MW-26	11/14/2012		NS	<0.5	NS	NS	NS	<2.0	<0.32	<0.23	NA	<0.31	<0.5	NS	<0.44	<0.34	<0.79	NS	NS	NS	NS	NA	NS	NS	NS	<0.21	<0.2	<0.29	<0.21	ND	NS	0	0
MW-26	3/4/2013		NS	<0.5	NS	NS	NS	<2.0	<0.32	<0.23	NA	<0.31	<0.5	NS	<0.44	<0.34	<0.79	NS	NS	NS	NS	NA	NS	NS	NS	<0.21	<0.2	<0.29	<0.21	ND	NS	0	0
MW-26	6/10/2013		NS	<0,5	NS	NS	NS	<2,0	<0,32	<0,23	NA	<0,31	<0,5	NS	<0,44	<0,34	<0,79	NS	NS	NS	NS	NA	NS	NS	NS	<0,21	<0,2	<0,29	<0,21	ND	NS	0	0
MW-26	8/27/2013		NS	<0,5	NS	NS	NS	<2,0	<0,32	<0,23	NA	<0,31	<0,5	NS	<0,44	<0,34	<0,79	NS	NS	NS	NS	NA	NS	NS	NS	<0,21	<0,2	<0,29	<0,21	ND	NS	0	0
MW-26	12/13/2013		NS	<0,5	NS	NS	NS	<2,0	<0,32	<0,23	NA	<0,31	<0,5	NS	<0,44	<0,34	<0,79	NS	NS	NS	NS	NA	NS	NS	NS	<0,24	0,56	<0,28	<0,20	ND	NS	0	0,6
MW-26	3/20/2014		NS	<0.33	NS	NS	NS	<2,0	1.8	<0.34	NA	2.5	<0.5	NS	<0.33	<0.38	<0.54	NS	NS	NS	NS	NA	NS	NS	NS	<0,24	<0,2	<0,28	<0,20	ND	NS	5,2	0
MW-26	6/17/2014		NS	<0.33	NS	NS	NS	<2,0	<0.26	<0.34	NA	<0.30	<0.5	NS	<0.33	<0.38	<0.54	NS	NS	NS	NS	NA	NS	<5.0	<5.0	<0.50	<1.0	<1.0	NA	NA	NS	0	0
MW-26	12/10/2014		NS	<2.0	<5.0	<5.0	<5.0	<2.0	<1.0	<1.0	NA	<1.0	<1.0	NS	<1.0	<1.0	<2.0	<5.0	<5.0	<5.0	<5.0	NA	<5.0	NS	NS	<1.0	0.54	<1.0	<1.0	NS	NS	1.4	0.5
MW-26	3/14/2015	DUP	NS	<2.0	NS	NS	NS	<5.0	0.6	<1.0	NA	0.58	<2.0	NS	<1.0	<1.0	<2.0	NS	NS	NS	NS	NA	NS	NS	NS	<1.0	0.71	<1.0	<1.0	NS	NS	4.96	0.7
MW-26	3/14/2015		NS	<2.0	NS	NS	NS	<5.0	0.65	<1.0	NA	0.59	<2.0	NS	<1.0	<1.0	<2.0	NS	NS	NS	NS	NA	NS	NS	NS	<1.0	0.91	<1.0	<1.0	NS	NS	6.56	0.9
MW-26	6/5/2015		NS	<2.0	NS	NS	NS	3.4	0.66	<1.0	<1.0	0.78	<2.0	NS	<1.0	<1.0	<2.0	NS	NS	NS	NS	NA	NS	NS	NS	<1.0	<1.0	<1.0	<1.0	NS	NS	12.1	0
MW-26	8/11/2015		NS	<2.0	NS	NS	NS	<5.0	<1.0	<1.0	<1.0	<1.0	<2.0	NS	<1.0	<1.0	<2.0	NS	NS	NS	NS	NA	NS	NS	NS	<1.0	<1.0	<1.0	<1.0	NS	NS	0	0
MW-26	12/15/2015		NS	<2.0	NS	NS	NS	<5.0	<1.0	<1.0	<1.0	<1.0	<2.0	NS	<1.0	<1.0	<2.0	NS	NS	NS	NS	NA	NS	NS	NS	<1.0	<1.0	<1.0	<1.0	NS	NS	0	0
MW-26	3/16/2016		NS	<2.0	NS	NS	NS	<5.0	<1.0	<1.0	<1.0	<1.0	<2.0	NS	<1.0	<1.0	<2.0	NS	NS	NS	NS	NA	NS	<1.0	<1.0	<1.0	<1.0	<1.0	<1.0	ND	NS	0	0

Appendix A
Groundwater Analytical Results - February 2003 - December 2024 (µg/L)
Perma-Fix of South Georgia Inc., Valdosta, GA

			Chlorinated and Non-Chlorinated VOCs																							Aromatic/						Total VOCs	
Sample Location	Sample Date	QA/QC Reference	Dibromomethane	Dichlorodifluoromethane (DCDFM) (difluorodichloromethane)	Hexachlorobutadiene	Isopropylbenzene	4-Isopropyltoluene (p-Isopropyltoluene)	Methylene Chloride	Tetrachloroethene (PCE)	Trans-1,2-Dichloroethene	Trans-1,3-Dichloropropene	Trichloroethene (TCE)	Trichlorofluoromethane	Vinyl Acetate	Vinyl Chloride	Bromoform	Bromomethane	Naphthalene	N-Propylbenzene	N-Butylbenzene	Sec-Butylbenzene	Tert-Butylbenzene	Styrene	1,2,4-Trimethylbenzene	1,3,5-Trimethylbenzene	Benzene	Toluene	Ethylbenzene	Methyl Tert-Butyl Ether	Total Xylenes	Heptachlor	Total Chlorinated and Non Chlorinated VOCs1	Total Aromatic/Hydrocarbon VOCs
	Current GW Standard		1 [b]	1 [b]	50 [a]	1 [b]	1 [b]	5 [a]	5 [a]	100 [a]	1 [b]	5 [a]	1 [b]	2 [b]	2 [a]	80 [a]	5 [b]	5 [b]	1 [b]	1 [b]	1 [b]	1 [b]	100 [a]	1 [b]	1 [b]	5 [a]	1000 [a]	700 [a]	5 [b]	10000 [a]	0.4 [a]	---	---
MW-26	6/13/2016		<2.0	<2.0	<2.0	<1.0	<1.0	<5.0	<1.0	<1.0	<1.0	<1.0	<2.0	<10	<1.0	<1.0	<2.0	<5.0	<1.0	<1.0	<1.0	NA	<1.0	<1.0	<1.0	<1.0	<1.0	<1.0	<1.0	ND	NS	0.42	0
MW-26	9/20/2016		<2.0	<2.0	<2.0	<1.0	<1.0	<5.0	<1.0	<1.0	<1.0	<1.0	<2.0	<10	<1.0	<1.0	<2.0	<5.0	<1.0	<1.0	<1.0	NA	<1.0	<1.0	<1.0	<1.0	<1.0	<1.0	<1.0	ND	NS	1.5	0
MW-26	1/17/2017		<2.0	<2.0	<2.0	<1.0	<1.0	<5.0	<1.0	<1.0	<1.0	<1.0	<2.0	<10	<1.0	<1.0	<2.0	<5.0	<1.0	<1.0	<1.0	NA	<1.0	<1.0	<1.0	<1.0	<1.0	<1.0	<1.0	ND	NS	0	0
MW-26	3/20/2017		<2.0	<2.0	<2.0	<1.0	<1.0	<5.0	<1.0	<1.0	<1.0	<1.0	<2.0	<10	<1.0	<1.0	<2.0	<5.0	<1.0	<1.0	<1.0	<1.0	<1.0	<1.0	<1.0	<1.0	<1.0	<1.0	<1.0	ND	NS	0	0
MW-26	6/26/2017		<2.0	<2.0	<2.0	<1.0	<1.0	<5.0	<1.0	<1.0	<1.0	<1.0	<2.0	<10	<1.0	<1.0	<2.0	<5.0	<1.0	<1.0	<1.0	<1.0	<1.0	<1.0	<1.0	<1.0	<1.0	<1.0	<1.0	ND	NS	0	0
MW-26	9/18/2017		<2.0	<2.0	<2.0	<1.0	<1.0	<5.0	<1.0	<1.0	<1.0	<1.0	<2.0	<10	<1.0	<1.0	<2.0	<5.0	<1.0	<1.0	<1.0	<1.0	<1.0	<1.0	<1.0	<1.0	<1.0	<1.0	<1.0	ND	NS	0.6	0
MW-26	1/8/2018		<2.0	<2.0	<2.0	<1.0	<1.0	<5.0	<1.0	<1.0	<1.0	<1.0	<2.0	<10	<1.0	<1.0	<2.0	<5.0	<1.0	<1.0	<1.0	<1.0	<1.0	<1.0	<1.0	<1.0	<1.0	<1.0	<1.0	ND	NS	0	0
MW-26	3/12/2018		<2.0	<2.0	<2.0	<1.0	<1.0	<5.0	<1.0	<1.0	<1.0	<1.0	<2.0	<10	<1.0	<1.0	<2.0	<5.0	<1.0	<1.0	<1.0	<1.0	<1.0	<1.0	<1.0	<1.0	<1.0	<1.0	<1.0	ND	NS	0	0
MW-26	6/25/2018		<2.0	<2.0	<2.0	<1.0	<1.0	<5.0	<1.0	<1.0	<1.0	<1.0	<2.0	<10	<1.0	<1.0	<2.0	<5.0	<1.0	<1.0	<1.0	<1.0	<1.0	<1.0	<1.0	<1.0	<1.0	<1.0	<1.0	ND	NS	0	0
MW-26	10/16/2018		<2.0	<2.0	<2.0	<1.0	<1.0	<5.0	<1.0	<1.0	<1.0	<1.0	<2.0	<10	<1.0	<1.0	<2.0	<5.0	<1.0	<1.0	<1.0	<1.0	<1.0	<1.0	<1.0	<1.0	<1.0	<1.0	<1.0	ND	NS	0	0
MW-26	1/21/2019		<2.0	<2.0	<2.0	<1.0	<1.0	<5.0	<1.0	<1.0	<1.0	<1.0	<2.0	<10	<1.0	<1.0	<2.0	<5.0	<1.0	<1.0	<1.0	<1.0	<1.0	<1.0	<1.0	<1.0	<1.0	<1.0	<1.0	ND	NS	0	0
MW-26	4/22/2019		<2.0	<2.0	<2.0	<1.0	<1.0	<5.0	<1.0	<1.0	<1.0	<1.0	<2.0	<10	<1.0	<1.0	<2.0	<5.0	<1.0	<1.0	<1.0	<1.0	<1.0	<1.0	<0.2	<0.2	<0.2	<0.3	<0.2	ND	NS	0	0
MW-26	7/29/2019		<2.0	<2.0	<2.0	<1.0	<1.0	<5.0	<1.0	<1.0	<1.0	<1.0	<2.0	<10	<1.0	<1.0	<2.0	<5.0	<1.0	<1.0	<1.0	<1.0	<1.0	<1.0	<1.0	<1.0	<1.0	<1.0	<1.0	ND	NS	0	0
MW-26	10/28/2019		<2.0	<2.0	<2.0	<1.0	<1.0	<5.0	<1.0	<1.0	<1.0	<1.0	<2.0	<10	<1.0	<1.0	<2.0	<5.0	<1.0	<1.0	<1.0	<1.0	<1.0	<1.0	<1.0	<1.0	<1.0	<1.0	<1.0	ND	NS	0	0
MW-26	1/21/2020		<2.0	<2.0	<2.0	<1.0	<1.0	<5.0	<1.0	<1.0	<1.0	<1.0	<2.0	<10	<1.0	<1.0	<2.0	<5.0	<1.0	<1.0	<1.0	<1.0	<1.0	<1.0	<1.0	<1.0	<1.0	<1.0	<1.0	ND	NS	0	0
MW-26	10/20/2020		<2.0	<2.0	<2.0	<1.0	<1.0	<5.0	<1.0	<1.0	<1.0	<1.0	<2.0	<10	<1.0	<1.0	<2.0	<5.0	<1.0	<1.0	<1.0	<1.0	<1.0	<1.0	<1.0	<1.0	<1.0	<1.0	<1.0	ND	NS	0	0
MW-26	12/13/2021		<2.0	<2.0	<2.0	<1.0	<1.0	<5.0	<1.0	<1.0	<1.0	<1.0	<2.0	<10	<1.0	<1.0	<5.0	<5.0	<1.0	<1.0	<1.0	<1.0	<1.0	<1.0	<1.0	<1.0	<1.0	<1.0	<1.0	ND	NS	0	0
MW-26	11/7/2022		<2.0	<2.0	<2.0	<1.0	<1.0	<5.0	<1.0	<1.0	<1.0	<1.0	<2.0	<10	<1.0	<1.0	<5.0	<5.0	<1.0	<1.0	<1.0	<1.0	<1.0	<1.0	<1.0	<1.0	<1.0	<1.0	<1.0	ND	NS	0	0
MW-26	11/7/2023		<2.0	<2.0	<2.0	<1.0	<1.0	<5.0	<1.0	<1.0	<1.0	<1.0	<2.0	<10	<1.0	<1.0	<5.0	<5.0	<1.0	<1.0	<1.0	<1.0	<1.0	<1.0	<1.0	<1.0	<1.0	<1.0	<1.0	ND	ND	0	0
MW-26	12/4/2024		<1.0	<1.0	<5.0	<1.0	<1.0	<5.0	<1.0	<1.0	<1.0	<1.0	<1.0	<2.0	<1.0	<1.0	<5.0	<5.0	<1.0	<1.0	<1.0	<1.0	<1.0	<1.0	<1.0	<1.0	<1.0	<1.0	<5.0	<1.0	<0.048	0	0
MW-27	7/26/2006		NS	<0.3	<0.4	<0.1	<0.5	<2.0	0.3	<0.2	NA	0.5	<0.3	NS	<0.4	<0.2	<0.6	<0.3	<0.3	<0.3	<0.2	NA	<0.1	NS	NS	<0.2	<0.2	<0.3	NS	NS	NS	1.1	0
MW-27	8/30/2007		NS	NS	NS	NS	NS	<2.0	<0.3	NS	NA	0.6	NS	NS	<0.4	NS	NS	NS	NS	NS	NS	NA	NS	NS	NS	<0.2	<0.3	<0.3	<0.2	ND	NS	0.6	0
MW-27	12/20/2007		NS	<0.3	NS	NS	NS	<0.7	<0.4	<0.4	NA	<0.3	<0.5	NS	<0.5	<0.4	<0.5	NS	NS	NS	NS	NA	NS	NS	NS	<0.23	<0.28	<0.34	NS	ND	NS	0	0
MW-27	3/18/2008		NS	<0.31	NS	NS	NS	1.7	<0.35	<0.41	NA	<0.26	<0.46	NS	<0.52	<0.35	<0.45	NS	NS	NS	NS	NA	NS	NS	NS	<0.23	<0.28	<0.34	<0.21	ND	NS	1.7	0
MW-27	6/20/2008		NS	<0.31	NS	NS	NS	<0.65	<0.35	<0.41	NA	<0.26	<0.46	NS	<0.52	<0.35	<0.45	NS	NS	NS	NS	NA	NS	NS	NS	<0.29	<0.35	<0.29	<0.21	ND	NS	1.5	0
MW-27	9/22/2008		NS	<0.14	NS	NS	NS	<0.25	<0.32	<0.49	NA	<0.50	<0.45	NS	<0.61	<0.25	<0.48	NS	NS	NS	NS	NA	NS	NS	NS	<0.29	<0.35	<0.29	<0.21	ND	NS	0	0
MW-27	12/15/2008		NS	<0.14	<1.5	NS	NS	<0.25	<0.32	<0.49	NA	<0.50	<0.45	NS	<0.61	<0.25	<0.48	NS	NS	NS	NS	NA	NS	NS	NS	<0.2	<0.27	<0.2	NS	ND	NS	0	0
MW-27	3/30/2009		NS	<0.38	NS	NS	NS	<0.53	<0.36	<0.34	NA	<0.38	<0.28	NS	<0.3	<0.71	<0.49	NS	NS	NS	NS	NA	NS	NS	NS	<0.2	<0.27	<0.2	NS	ND	NS	0	0
MW-27	3/30/2009		NS	<0.38	NS	NS	NS	<0.53	<0.36	<0.34	NA	<0.38	<0.28	NS	<0.3	<0.71	<0.49	NS	NS	NS	NS	NA	NS	NS	NS	<0.35	<0.43	<0.43	<0.26	ND	NS	0	0
MW-27	7/10/2009		NS	<0.75	NS	NS	NS	<0.41	<0.43	<0.47	NA	<0.39	<0.57	NS	<0.48	<0.22	<0.63	NS	NS	NS	NS	NA	NS	NS	NS	<0.35	<0.43	<0.43	<0.26	ND	NS	0	0
MW-27	7/10/2009		NS	<0.75	NS	NS	NS	<0.41	<0.43	<0.47	NA	<0.39	<0.57	NS	<0.48	<0.22	<0.63	NS	NS	NS	NS	NA	NS	NS	NS	<0.20	<0.27	<0.20	<0.38	ND	NS	0	0
MW-27	9/30/2009		NS	<0.38	NS	NS	NS	<0.53	<0.36	<0.34	NA	<0.38	<0.28	NS	<0.30	<0.71	<0.49	NS	NS	NS	NS	NA	NS	NS	NS	<0.27	0.38	<0.28	<0.23	0.45	NS	0	0.8
MW-27	12/10/2009		NS	<0.13	NS	NS	NS	<0.23	<0.31	<0.46	NA	<0.56	<0.41	NS	<0.58	<0.26	<0.44	NS	NS	NS	NS	NA	NS	NS	NS	<0.050	<0.053	<0.10	<0.12	ND	NS	0	0
MW-27	3/6/2010		NS	<0.091	NS	NS	NS	<0.070	<0.099	<0.11	NA	<0.13	<0.15	NS	<0.083	<0.20	<0.28	NS	NS	NS	NS	NA	NS	NS	NS	<0.35	<0.43	<0.43	<0.26	ND	NS	0	0
MW-27	5/29/2010		NS	<0.75	NS	NS	NS	<0.41	<0.43	<0.47	NA	<0.39	<0.57	NS	<0.48	<0.22	<0.63	NS	NS	NS	NS	NA	NS	NS	NS	<0.21	<0.2	<0.2	<0.25	ND	NS	0	0
MW-27	8/4/2010		NS	<0.67	NS	NS	NS	<2.0	<0.44	<0.34	NA	<0.24	<0.4	NS	<0.28	<0.24	<0.78	NS	NS	NS	NS	NA	NS	NS	NS	<0.21	<0.2	<0.2	<0.25	ND	NS	0.8	0
MW-27	10/15/2010		NS	<0.67	NS	NS	NS	<2.0	<0.44	<0.34	NA	<0.24	<0.4	NS	<0.28	<0.24	<0.78	NS	NS	NS	NS	NA	NS	NS	NS	<0.20	<0.20	<0.20	<0.34	ND	NS	0	0
MW-27	2/28/2011		NS	<0.50	NS	NS	NS	<2.0	<0.25	<0.35	NA	<0.26	<0.50	NS	<0.22	<0.20	<0.50	NS	NS	NS	NS	NA	NS	NS	NS	<0.20	<0.20	<0.20	<0.34	ND	NS	0	0
MW-27	5/27/2011		NS	<0.50	NS	NS	NS	<2.0	<0.25	<0.35	NA	<0.26	<0.50	NS	<0.22	<0.20	<0.50	NS	NS	NS	NS	NA	NS	NS	NS	<0.2	<0.2	<0.2	<0.34	ND	NS	0	0
MW-27	8/24/2011		NS	<0.5	NS	NS	NS	<2.0	0.38	<0.35	NA	<0.26	<0.5	NS	<0.22	<0.2	<0.5	NS	NS	NS	NS	NA	NS	NS	NS	<0.2	<0.2	<0.2	<0.34	ND	NS	0.85	0
MW-27	11/15/2011		NS	<0.5	NS	NS	NS	<2.0	0.31	<0.35	NA	<0.26	<0.5	NS	<0.22	<0.2	<0.5	NS	NS	NS	NS	NA	NS	NS	NS	<0.2	<0.2	<0.2	<0.34	ND	NS	0.31	0
MW-27	2/28/2012		NS	<0.5	NS	NS	NS	<2.0	0.78	<0.35	NA	<0.26	<0.5	NS	<0.22	<0.2	<0.5	NS	NS	NS	NS	NA	NS	NS	NS	<0.2	<0.2	<0.2	<0.34	ND	NS	0.78	0
MW-27	4/23/2012		NS	<0.5	NS	NS	NS	<2.0	1.3	<0.35	NA	<0.26	<0.5	NS	<0.22	<0.2	<0.5	NS	NS	NS	NS	NA	NS	NS	NS	<0.2	<0.2	<0.2	<0.34	ND	NS	1.3	0
MW-27	8/20/2012		NS	<0.5	NS	NS	NS	<2.0	0.97	<0.35	NA	<0.26	<0.5	NS	<0.22	<0.2	<0.5	NS	NS	NS	NS	NA	NS	NS	NS	<0.21	<0.2	<0.29	<0.21	ND	NS	0.97	0
MW-27	11/14/2012		NS	<0.5	NS	NS	NS	<2.0	1.2	<0.21	NA	<0.31	<0.5	NS	<0.44	<0.34	<0.79	NS	NS	NS	NS	NA	NS	NS	NS	<0.21	<0.2	<0.29	<0.21	ND	NS	1.2	0
MW-27	3/4/2013		NS	<0.5	NS	NS	NS	<2.0	<0.32	<0.23	NA	<0.31	<0.5	NS	<0.44	<0.34	<0.79	NS	NS	NS	NS	NA	NS	NS	NS	<0.21	<0.2	<0.29	<0.21	ND	NS	0	0
MW-27	6/11/2013		NS	<0.5	NS	NS	NS	<2.0	0.61	<0.23	NA	<0.31	<0.5	NS	<0.44	<0.34	<0.79	NS	NS	NS	NS	NA	NS	NS	NS	<0.21	<0.2	<0.29	<0.21	ND	NS	0.61	0
MW-27	8/27/2013		NS	<0.5	NS	NS	NS	<2.0	0.81	<0.23	NA	<0.31	<0.5	NS	<0.44	<0.34	<0.79	NS	NS	NS	NS	NA	NS	NS	NS	<0.21	<0.2	<0.29	<0.21	ND	NS	0.81	0
MW-27	12/13/2013		NS	<0.5	NS	NS	NS	<2.0	0.82	<0.23	NA	<0.31	<0.5	NS	<0.44	<0.34	<0.79	NS	NS	NS	NS	NA	NS	NS	NS	<0.24	0.21	<0.28	<0.20	ND	NS	0.82	0.2
MW-27	3/20/2014		NS	<0.33	NS	NS	NS	<2.0	1.2	<0.34	NA	<0.30	<0.5	NS	<0.33	<0.38	<0.54	NS	NS	NS	NS	NA	NS	NS	NS	<0.24	<0.2	<0.28	<0.20	ND	NS	2	0
MW-27	6/17/2014		NS	<0.33	NS	NS	NS	<2.0	<0.26	<0.34	NA	<0.30	<0.5	NS	<0.33	<0.38	<0.54	NS	NS	NS	NS	NA	NS	<5.0	<5.0	<0.50	<1.0	<1.0	NA	NA	NS	0	0
MW-27	12/10/2014	DUP	NS	<2.0	<5.0	<5.0	<5.0	<2.0	<1.0	<1.0	NA	<1.0	<1.0	NS	<1.0	<1.0	<2.0	<5.0	<5.0	<5.0	<5.0	NA	<5.0	<5.0	<5.0	<0.50	<1.0	<1.0	NA	NA	NS	0.94	0
MW-27	12/10/2014		NS	<2.0	<5.0	<5.0	<5.0	<2.0	<1.0	<1.0	NA	<1.0	<1.0	NS	<1.0	<1.0	<2.0	<5.0	<5.0	<5.0	<5.0	NA	<5.0	NS	NS	<1.0	<1.0	<1.0	<1.0	NS	NS	0.95	0
MW-27	3/14/2015		NS	<2.0	NS	NS	NS	<5.0	0.72	<1.0	NA	<1.0	<2.0	NS	<1.0	<1.0	<2.0	NS	NS	NS	NS	NA	NS	NS	NS	<1.0	<1.0	<1.0	<1.0	NS	NS	3.51	0
MW-27	6/5/2015		NS	<2.0	NS	NS	NS	<5.0	0.71	<1.0	<1.0	<1.0	<2.0	NS	<1.0	<1.0	<2.0	NS	NS	NS	NS	NA	NS	NS	NS	<1.0	<1.0	<1.0	<1.0	NS	NS	2.01	0
MW-27	8/11/2015		NS	<2.0	NS	NS	NS	<5.0	0.85	<1.0	<1.0	<1.0	<2.0	NS	<1.0	<1.0	<2.0	NS	NS	NS	NS	NA	NS	NS	NS	<1.0	<1.0	<1.0	<1.0	NS	NS	0.85	0
MW-27	12/15/2015		NS	<2.0	NS	NS	NS	<5.0	0.51	<1.0	<1.0	<1.0	<2.0	NS	<1.0	<1.0	<2.0	NS	NS	NS	NS	NA	NS	NS	NS	<1.0	<1.0	<1.0	<1.0	NS	NS	0.51	0
MW-27	3/16/2016		NS	<2.0	NS	NS	NS	<5.0	0.55	<1.0	<1.0	<1.0	<2.0	NS	<1.0	<1.0	<2.0	NS	NS	NS	NS	NA	NS	<1.0	<1.0	<1.0	<1.0	<1.0	<1.0	ND	NS	0.55	0
MW-27	6/13/2016		<2.0	<2.0	<2.0	<1.0	<1.0	<5.0	0.48	<1.0	<1.0	<1.0	<2.0	<10	<1.0	<1.0	<2.0	<5.0	<1.0	<1.0	<1.0	NA	<1.0	<1.0	<1.0	<1.0	<1.0	<1.0	<1.0	ND	NS	0.48	0
MW-27	9/20/2016		<2.0	<2.0	<2.0	<1.0	<1.0	<5.0	0.53	<1.0	<1.0	<1.0	<2.0	<10	<1.0	<1.0	<2.0	<5.0	<1.0	<1.0	<1.0	NA	<1.0	<1.0	<1.0	<1.0	<1.0	<1.0	<1.0	ND	NS	0.73	0
MW-27	1/17/2017		<2.0	<2.0	<2.0	<1.0	<1.0	<5.0	0.31	<1.0	<1.0	<1.0	<2.0	<10	<1.0	<1.0	<2.0	<5.0	<1.0	<1.0	<1.0	NA	<1.0	<1.0	<1.0	<1.0	<1.0	<1.0	<1.0	ND	NS	0.31	0
MW-27	3/20/2017		<2.0	<2.0	<2.0	<1.0	<1.0	<5.0	0.51	<1.0	<1.0	<1.0	<2.0	<10	<1.0	<1.0	<2.0	<5.0	<1.0	<1.0	<1.0	<1.0	<1.0	<1.0	<1.0	<1.0	<1.0	<1.0	<1.0	ND	NS	0.84	0
MW-27	6/26/2017		<2.0	<2.0	<2.0	<1.0	<1.0	<5.0	1.4	<1.0	<1.0	<1.0	<2.0	<10	<1.0	<1.0	<2.0	<5.0	<1.0	<1.0	<1.0	<1.0	<1.0	<1.0	<1.0	<1.0	<1.0	<1.0	<1.0	ND	NS	1.4	0
MW-27	9/18/2017		<2.0	<2.0	<2.0	<1.0	<1.0	<5.0	2.9	<1.0	<1.0	<1.0	<2.0	<10	<1.0	<1.0	<2.0	<5.0	<1.0	<1.0	<1.0	<1.0	<1.0	<1.0	<1.0	<1.0	<1.0	<1.0	<1.0	ND	NS	2.9	0
MW-27	1/8/2018		<2.0	<2.0	<2.0	<1.0	<1.0	<5.0	1.2	<1.0	<1.0	<1.0	<2.0	<10	<1.0	<1.0	<2.0	<5.0	<1.0	<1.0	<1.0	<1.0	<1.0	<1.0	<1.0	<1.0	<1.0	<1.0	<1.0	ND	NS	1.2	0
MW-27	3/12/2018		<2.0	<2.0	<2.0	<1.0	<1.0	<5.0	0.44	<1.0	<1.0	<1.0	<2.0	<10	<1.0	<1.0	<2.0	<5.0	<1.0	<1.0	<1.0	<1.0	<1.0	<1.0	<1.0	<1.0	<1.0	<1.0	<1.0	ND	NS	0.44	0
MW-27	6/25/2018		<2.0	<2.0	<2.0	<1.0	<1.0	<5.0	0.31 J	<1.0	<1.0	<1.0	<2.0	<10	<1.0	<1.0	<2.0	<5.0	<1.0	<1.0	<1.0	<1.0	<1.0	<1.0	<1.0	<1.0	<1.0	<1.0	<1.0	ND	NS	0.31	0
MW-27	10/16/2018		<2.0	<2.0	<2.0	<1.0	<1.0	<5.0	0.52 J	<1.0	<1.0	<1.0	<2.0	<10	<1.0	<1.0	<2.0	<5.0	<1.0	<1.0	<1.0	<1.0	<1.0	<1.0	<1.0	<1.0	<1.0	<1.0	<1.0	ND	NS	0.52	0
MW-27	1/21/2019		<2.0	<2.0	<2.0	<1.0	<1.0	<5.0	0.32 J	<1.0	<1.0	<1.0	<2.0	<10	<1.0	<1.0	<2.0	<5.0	<1.0	<1.0	<1.0	<1.0	<1.0	<1.0	<1.0	<1.0	<1.0	<1.0	<1.0	ND	NS	0.3	0
MW-27	4/22/2019		<2.0	<2.0	<2.0	<1.0	<1.0	<5.0	<1.0	<1.0	<1.0	<1.0	<2.0	<10	<1.0	<1.0	<2.0	<5.0	<1.0	<1.0	<1.0	<1.0	<1.0	<1.0	NS	NS	<0.23	<0.28	<0.34	<0.21	NS	0	0
MW-27	7/29/2019		<2.0	<2.0	<2.0	<1.0	<1.0	<5.0	<1.0	<1.0	<1.0	<1.0	<2.0	<10	<1.0	<1.0	<2.0	<5.0	<1.0	<1.0	<1.0	<1.0	<1.0	<1.0	<1.0	<1.0	<1.0	<1.0	<1.0	ND	NS	0	0

Appendix A
Groundwater Analytical Results - February 2003 - December 2024 (µg/L)
Perma-Fix of South Georgia Inc., Valdosta, GA

			Chlorinated and Non-Chlorinated VOCs																							Aromatic/						Total VOCs	
Sample Location	Sample Date	QA/QC Reference	Dibromomethane	Dichlorodifluoromethane (DCDFM) (difluorodichloromethane)	Hexachlorobutadiene	Isopropylbenzene	4-Isopropyltoluene (p-Isopropyltoluene)	Methylene Chloride	Tetrachloroethene (PCE)	Trans-1,2-Dichloroethene	Trans-1,3-Dichloropropene	Trichloroethene (TCE)	Trichlorofluoromethane	Vinyl Acetate	Vinyl Chloride	Bromoform	Bromomethane	Naphthalene	N-Propylbenzene	N-Butylbenzene	Sec-Butylbenzene	Tert-Butylbenzene	Styrene	1,2,4-Trimethylbenzene	1,3,5-Trimethylbenzene	Benzene	Toluene	Ethylbenzene	Methyl Tert-Butyl Ether	Total Xylenes	Heptachlor	Total Chlorinated and Non Chlorinated VOCs1	Total Aromatic/Hydrocarbon VOCs
	Current GW Standard		1 [b]	1 [b]	50 [a]	1 [b]	1 [b]	5 [a]	5 [a]	100 [a]	1 [b]	5 [a]	1 [b]	2 [b]	2 [a]	80 [a]	5 [b]	5 [b]	1 [b]	1 [b]	1 [b]	1 [b]	100 [a]	1 [b]	1 [b]	5 [a]	1000 [a]	700 [a]	5 [b]	10000 [a]	0.4 [a]	---	---
MW-27	10/28/2019		<2.0	<2.0	<2.0	<1.0	<1.0	<5.0	<1.0	<1.0	<1.0	<1.0	<2.0	<10	<1.0	<1.0	<2.0	<5.0	<1.0	<1.0	<1.0	<1.0	<1.0	<1.0	<1.0	<1.0	<1.0	<1.0	<1.0	ND	NS	0	0
MW-27	1/21/2020		<2.0	<2.0	<2.0	<1.0	<1.0	<5.0	<1.0	<1.0	<1.0	<1.0	<2.0	<10	<1.0	<1.0	<1.0	<5.0	<1.0	<1.0	<1.0	<1.0	<1.0	<1.0	<1.0	<1.0	<1.0	<1.0	<1.0	ND	NS	0	0
MW-27	10/20/2020		<2.0	<2.0	<2.0	<1.0	<1.0	<5.0	<1.0	<1.0	<1.0	<1.0	<2.0	<10	<1.0	<1.0	<2.0	<5.0	<1.0	<1.0	<1.0	<1.0	<1.0	<1.0	<1.0	<1.0	<1.0	<1.0	<1.0	ND	NS	0	0
MW-27	12/13/2021		<2.0	<2.0	<2.0	<1.0	<1.0	<5.0	<1.0	<1.0	<1.0	<1.0	<2.0	<10	<1.0	<1.0	<5.0	<5.0	<1.0	<1.0	<1.0	<1.0	<1.0	<1.0	<1.0	<1.0	<1.0	<1.0	<1.0	ND	NS	0	0
MW-27	11/7/2022		<2.0	<2.0	<2.0	<1.0	<1.0	<5.0	<1.0	<1.0	<1.0	<1.0	<2.0	<10	<1.0	<1.0	<5.0	<5.0	<1.0	<1.0	<1.0	<1.0	<1.0	<1.0	<1.0	<1.0	<1.0	<1.0	<1.0	ND	NS	0	0
MW-27	11/7/2023		<2.0	<2.0	<2.0	<1.0	<1.0	<5.0	<1.0	<1.0	<1.0	<1.0	<2.0	<10	<1.0	<1.0	<5.0	<5.0	<1.0	<1.0	<1.0	<1.0	<1.0	<1.0	<1.0	<1.0	<1.0	<1.0	<1.0	ND	ND	0	0
MW-27	12/4/2024		<1.0	<1.0	<5.0	<1.0	<1.0	<5.0	<1.0	<1.0	<1.0	<1.0	<1.0	<2.0	<1.0	<1.0	<5.0	<5.0	<1.0	<1.0	<1.0	<1.0	<1.0	<1.0	<1.0	<1.0	<1.0	<1.0	<5.0	<1.0	<0.047	0	0
MW-28	1/18/2008		NS	<0.31	NS	NS	NS	<0.65	<0.35	<0.41	NA	<0.26	<0.46	NS	<0.52	<0.35	<0.45	NS	NS	NS	NS	NA	NS	NS	NS	<0.23	<0.28	<0.34	NS	ND	NS	0.33	0
MW-28	3/18/2008		NS	<0.31	NS	NS	NS	1.7	<0.35	<0.41	NA	<0.26	<0.46	NS	<0.52	<0.35	<0.45	NS	NS	NS	NS	NA	NS	NS	NS	<0.23	0.29	<0.34	<0.21	ND	NS	1.7	0.3
MW-28	6/20/2008		NS	<0.31	NS	NS	NS	<0.65	0.61	<0.41	NA	0.96	<0.46	NS	<0.52	<0.35	<0.45	NS	NS	NS	NS	NA	NS	NS	NS	<0.29	<0.35	<0.29	<0.21	ND	NS	1.6	0
MW-28	9/24/2008		NS	<0.14	NS	NS	NS	<0.25	<0.32	<0.49	NA	<0.50	<0.45	NS	<0.61	<0.25	<0.48	NS	NS	NS	NS	NA	NS	NS	NS	<0.29	<0.35	<0.29	<0.21	ND	NS	0	0
MW-28	12/15/2008		NS	<0.14	<1.5	NS	NS	<0.25	<0.32	<0.49	NA	<0.50	<0.45	NS	<0.61	<0.25	<0.48	NS	NS	NS	NS	NA	NS	NS	NS	<0.35	<0.43	<0.43	<0.26	ND	NS	0	0
MW-28	7/10/2009		NS	<0.75	NS	NS	NS	<0.41	<0.43	<0.47	NA	<0.39	<0.57	NS	<0.48	<0.22	<0.63	NS	NS	NS	NS	NA	NS	NS	NS	<0.20	<0.27	<0.20	<0.38	ND	NS	0	0
MW-28	9/30/2009		NS	<0.38	NS	NS	NS	<0.53	<0.36	<0.34	NA	<0.38	<0.28	NS	<0.30	<0.71	<0.49	NS	NS	NS	NS	NA	NS	NS	NS	<0.27	0.42	<0.28	<0.23	ND	NS	0	0.4
MW-28	12/10/2009		NS	<0.13	NS	NS	NS	<0.23	<0.31	<0.46	NA	<0.56	<0.41	NS	<0.58	<0.26	<0.44	NS	NS	NS	NS	NA	NS	NS	NS	<0.050	<0.053	<0.10	<0.12	ND	NS	0	0
MW-28	3/6/2010		NS	<0.091	NS	NS	NS	<0.070	<0.099	<0.11	NA	<0.13	<0.15	NS	<0.083	<0.20	<0.28	NS	NS	NS	NS	NA	NS	NS	NS	<0.35	<0.43	<0.43	<0.26	ND	NS	1.3	0
MW-28	5/29/2010		NS	<0.75	NS	NS	NS	<0.41	<0.43	<0.47	NA	<0.39	<0.57	NS	<0.48	<0.22	<0.63	NS	NS	NS	NS	NA	NS	NS	NS	<0.21	<0.2	<0.2	<0.25	ND	NS	0	0
MW-28	8/4/2010		NS	<0.67	NS	NS	NS	<2.0	<0.44	<0.34	NA	<0.24	<0.4	NS	<0.28	<0.24	<0.78	NS	NS	NS	NS	NA	NS	NS	NS	<0.21	<0.2	<0.2	<0.25	ND	NS	0	0
MW-28	10/15/2010		NS	<0.67	NS	NS	NS	<2.0	<0.44	<0.34	NA	<0.24	<0.4	NS	<0.28	<0.24	<0.78	NS	NS	NS	NS	NA	NS	NS	NS	<0.20	<0.20	<0.20	<0.34	ND	NS	0.4	0
MW-28	2/28/2011		NS	<0.50	NS	NS	NS	<2.0	<0.25	<0.35	NA	<0.26	<0.50	NS	<0.22	<0.20	<0.50	NS	NS	NS	NS	NA	NS	NS	NS	<0.20	<0.20	<0.20	<0.34	ND	NS	0.25	0
MW-28	5/27/2011		NS	<0.50	NS	NS	NS	<2.0	<0.25	<0.35	NA	<0.26	<0.50	NS	<0.22	<0.20	<0.50	NS	NS	NS	NS	NA	NS	NS	NS	<0.2	<0.2	<0.2	<0.34	ND	NS	0.22	0
MW-28	8/24/2011		NS	<0.5	NS	NS	NS	<2.0	<0.25	<0.35	NA	<0.26	<0.5	NS	<0.22	<0.2	<0.5	NS	NS	NS	NS	NA	NS	NS	NS	<0.2	<0.2	<0.2	<0.34	ND	NS	1.5	0
MW-28	11/15/2011		NS	<0.5	NS	NS	NS	<2.0	<0.25	<0.35	NA	<0.26	<0.5	NS	<0.22	<0.2	<0.5	NS	NS	NS	NS	NA	NS	NS	NS	<0.2	0.33	<0.2	<0.34	ND	NS	0.33	0.3
MW-28	2/28/2012	DUP	NS	<0.5	NS	NS	NS	<2.0	0.74	<0.35	NA	<0.26	<0.5	NS	<0.22	<0.2	<0.5	NS	NS	NS	NS	NA	NS	NS	NS	<0.2	0.45	<0.2	<0.34	ND	NS	3.14	0.5
MW-28	2/28/2012		NS	<0.5	NS	NS	NS	<2.0	0.47	<0.35	NA	0.63	<0.5	NS	<0.22	<0.2	<0.5	NS	NS	NS	NS	NA	NS	NS	NS	<0.2	<0.2	<0.2	<0.34	ND	NS	5.21	0
MW-28	4/23/2012		NS	<0.5	NS	NS	NS	<2.0	<0.25	<0.35	NA	0.48	<0.5	NS	<0.22	<0.2	<0.5	NS	NS	NS	NS	NA	NS	NS	NS	<0.2	<0.2	<0.2	<0.34	ND	NS	0.8	0
MW-28	8/20/2012		NS	<0.5	NS	NS	NS	<2.0	<0.25	<0.35	NA	<0.26	<0.5	NS	<0.22	<0.2	<0.5	NS	NS	NS	NS	NA	NS	NS	NS	<0.21	<0.2	<0.29	<0.21	ND	NS	0	0
MW-28	11/14/2012		NS	<0.5	NS	NS	NS	<2.0	<0.32	<0.23	NA	<0.31	<0.5	NS	<0.44	<0.34	<0.79	NS	NS	NS	NS	NA	NS	NS	NS	<0.21	<0.2	<0.29	<0.21	ND	NS	0	0
MW-28	3/4/2013		NS	<0.5	NS	NS	NS	<2.0	0.8	<0.23	NA	2.4	<0.5	NS	<0.44	<0.34	<0.79	NS	NS	NS	NS	NA	NS	NS	NS	<0.21	<0.2	<0.29	<0.21	ND	NS	3.2	0
MW-28	6/11/2013		NS	<0.5	NS	NS	NS	<2.0	<0.32	<0.23	NA	<0.31	<0.5	NS	<0.44	<0.34	<0.79	NS	NS	NS	NS	NA	NS	NS	NS	<0.21	<0.2	<0.29	<0.21	ND	NS	0	0
MW-28	8/27/2013		NS	<0.5	NS	NS	NS	<2.0	<0.32	<0.23	NA	<0.31	<0.5	NS	<0.44	<0.34	<0.79	NS	NS	NS	NS	NA	NS	NS	NS	<0.21	<0.2	0.62	<0.21	4	NS	0	4.5
MW-28	12/10/2013		NS	<0.5	NS	NS	NS	<2.0	<0.32	<0.23	NA	<0.31	<0.5	NS	<0.44	<0.34	<0.79	NS	NS	NS	NS	NA	NS	NS	NS	<0.24	<0.2	<0.28	<0.20	ND	NS	0	0
MW-28	3/19/2014		NS	<0.33	NS	NS	NS	<2.0	<0.26	<0.34	NA	<0.30	<0.5	NS	<0.33	<0.38	<0.54	NS	NS	NS	NS	NA	NS	NS	NS	<0.24	<0.2	<0.28	<0.20	ND	NS	0	0
MW-28	6/16/2014		NS	<0.33	NS	NS	NS	<2.0	<0.26	<0.34	NA	<0.30	<0.5	NS	<0.33	<0.38	<0.54	NS	NS	NS	NS	NA	NS	<5.0	<5.0	<0.50	9.1	<1.0	NA	NA	NS	0	9.1
MW-28	12/10/2014		NS	<2.0	<5.0	<5.0	<5.0	10.3	4.4	<1.0	NA	6.2	<1.0	NS	<1.0	<1.0	<2.0	<5.0	<5.0	<5.0	<5.0	NA	<5.0	NS	NS	<1.0	<1.0	<1.0	<1.0	<1.0	NS	NS	135.6	0
MW-28	3/11/2015		NS	<2.0	NS	NS	NS	<5.0	<1.0	<1.0	NA	<1.0	<2.0	NS	<1.0	<1.0	<2.0	NS	NS	NS	NS	NA	NS	NS	NS	<1.0	<1.0	<1.0	<1.0	NS	NS	0	0
MW-28	6/3/2015		NS	<2.0	NS	NS	NS	<5.0	<1.0	<1.0	<1.0	<1.0	<2.0	NS	<1.0	<1.0	<2.0	NS	NS	NS	NS	NA	NS	NS	NS	<1.0	<1.0	<1.0	<1.0	NS	NS	0	0
MW-28	8/12/2015		NS	<2.0	NS	NS	NS	<5.0	<1.0	<1.0	<1.0	<1.0	<2.0	NS	<1.0	<1.0	<2.0	NS	NS	NS	NS	NA	NS	<1.0	<1.0	<1.0	<1.0	<1.0	<1.0	<1.0	NS	NS	0	0
MW-28	6/25/2018		<2.0	<2.0	<2.0	<1.0	<1.0	<5.0	<1.0	<1.0	<1.0	<1.0	<2.0	<10	<1.0	<1.0	<2.0	<5.0	<1.0	<1.0	<1.0	<1.0	0.29 J	<1.0	<1.0	<1.0	<1.0	<1.0	<1.0	ND	NS	0.3	0
MW-28	10/16/2018		<2.0	<2.0	<2.0	<1.0	<1.0	<5.0	<1.0	<1.0	<1.0	<1.0	<2.0	<10	<1.0	<1.0	<2.0	<5.0	<1.0	<1.0	<1.0	<1.0	<1.0	<1.0	<1.0	<1.0	0.64 J	<1.0	<1.0	ND	NS	0	0.6
MW-28	1/21/2019		<2.0	<2.0	<2.0	<1.0	<1.0	3.1 J	0.78 J	<1.0	<1.0	1.1	<2.0	<10	<1.0	<1.0	<2.0	<5.0	<1.0	<1.0	<1.0	<1.0	<1.0	<1.0	<1.0	<1.0	<1.0	<1.0	<1.0	ND	NS	6.4	0
MW-28	4/23/2019		<2.0	<2.0	<2.0	<1.0	<1.0	<5.0	<1.0	<1.0	<1.0	<1.0	<2.0	<10	<1.0	<1.0	<2.0	<5.0	<1.0	<1.0	<1.0	<1.0	<1.0	<0.2	<0.2	<0.2	<0.2	<0.3	<0.2	ND	NS	0	0
MW-28	7/30/2019		<2.0	<2.0	<2.0	<1.0	<1.0	<5.0	<1.0	<1.0	<1.0	<1.0	<2.0	<10	<1.0	<1.0	<2.0	<5.0	<1.0	<1.0	<1.0	<1.0	<1.0	<1.0	<1.0	<1.0	<1.0	<1.0	<1.0	ND	NS	0	0
MW-28	10/28/2019		<2.0	<2.0	<2.0	<1.0	<1.0	<5.0	<1.0	<1.0	<1.0	<1.0	<2.0	<10	<1.0	<1.0	<2.0	<5.0	<1.0	<1.0	<1.0	<1.0	<1.0	0.47	<1.0	<1.0	0.36	<1.0	<1.0	1.84	NS	0.47	2.2
MW-28	1/21/2020		NS	NS	NS	NS	NS	NS	NS	NS	NS	NS	NS	NS	NS	NS	NS	NS	NS	NS	NS	NS	NS	NS	NS	NS	NS	NS	NS	NS	NS	0	0
MW-28	12/13/2021		<2.0	<2.0	<2.0	<1.0	<1.0	<5.0	<1.0	<1.0	<1.0	<1.0	<2.0	<10	<1.0	<1.0	<5.0	<5.0	<1.0	<1.0	<1.0	<1.0	<1.0	<1.0	<1.0	<1.0	<1.0	<1.0	<1.0	ND	NS	0	0
MW-28	11/7/2022		<2.0	<2.0	<2.0	<1.0	<1.0	<5.0	<1.0	<1.0	<1.0	<1.0	<2.0	<10	<1.0	<1.0	<5.0	<5.0	<1.0	<1.0	<1.0	<1.0	<1.0	<1.0	<1.0	<1.0	<1.0	<1.0	<1.0	ND	NS	0	0
MW-28	11/7/2023		<2.0	<2.0	<2.0	<1.0	<1.0	<5.0	<1.0	<1.0	<1.0	<1.0	<2.0	<10	<1.0	<1.0	<5.0	<5.0	<1.0	<1.0	<1.0	<1.0	<1.0	<1.0	<1.0	<1.0	<1.0	<1.0	<1.0	ND	ND	0	0
MW-28	12/4/2024		<1.0	<1.0	<5.0	<1.0	<1.0	<5.0	<1.0	<1.0	<1.0	<1.0	<1.0	<2.0	<1.0	<1.0	<5.0	<5.0	<1.0	<1.0	<1.0	<1.0	<1.0	<1.0	<1.0	<1.0	<1.0	<1.0	<5.0	<1.0	<0.051	0	0
MW-14D	7/26/2006		NS	<0.3	<0.4	<0.1	<0.5	<2.0	60.5	<0.2	NA	0.6	<0.3	NS	<0.4	<0.2	<0.6	<0.3	<0.3	<0.3	<0.2	NA	<0.1	NS	NS	<0.2	<0.2	<0.3	NS	NS	NS	62.8	0
MW-14D	8/30/2007		NS	NS	NS	NS	NS	<2.0	67	NS	NA	<0.3	NS	NS	<0.4	NS	NS	NS	NS	NS	NS	NA	NS	NS	NS	<0.2	<0.3	<0.3	<0.2	ND	NS	68.2	0
MW-14D	12/20/2007		NS	<0.3	NS	NS	NS	<0.7	86	<0.4	NA	<0.3	<0.5	NS	<0.5	<0.4	<0.5	NS	NS	NS	NS	NA	NS	NS	NS	<0.23	<0.28	<0.34	NS	0.82	NS	86	0.6
MW-14D	3/18/2008		NS	<0.31	NS	NS	NS	<0.65	81	<0.41	NA	<0.26	<0.46	NS	<0.52	<0.35	<0.45	NS	NS	NS	NS	NA	NS	NS	NS	27	6.7	16	<0.21	22	NS	81.48	83.7
MW-14D	6/20/2008		NS	<0.31	NS	NS	NS	<0.65	1.6	<0.41	NA	4.5	<0.46	NS	<0.52	<0.35	<0.45	NS	NS	NS	NS	NA	NS	NS	NS	<1.4	<1.8	<1.4	<1.0	ND	NS	228.16	0
MW-14D	9/25/2008		NS	<0.7	NS	NS	NS	<1.2	38	<2.4	NA	<2.5	<2.2	NS	<3.0	<1.2	<2.4	NS	NS	NS	NS	NA	NS	NS	NS	<0.29	<0.35	<0.29	<0.21	ND	NS	38	0
MW-14D	12/15/2008		NS	<0.14	<1.5	NS	NS	<0.25	39	<0.49	NA	1.9	<0.45	NS	<0.61	<0.25	<0.48	NS	NS	NS	NS	NA	NS	NS	NS	<0.2	<0.27	<0.2	NS	ND	NS	40.9	0
MW-14D	3/30/2009		NS	<0.38	NS	NS	NS	<0.53	41	<0.34	NA	0.62	<0.28	NS	<0.3	<0.71	<0.49	NS	NS	NS	NS	NA	NS	NS	NS	<0.35	0.87	<0.43	<0.26	2.02	NS	41.62	2.9
MW-14D	7/10/2009		NS	<0.75	NS	NS	NS	<0.41	45	<0.47	NA	1.5	<0.57	NS	<0.48	<0.22	<0.63	NS	NS	NS	NS	NA	NS	NS	NS	<0.20	<0.27	<0.20	<0.38	ND	NS	46.5	0
MW-14D	9/30/2009	DUP	NS	<0.38	NS	NS	NS	<0.53	64	<0.34	NA	3	<0.28	NS	<0.30	<0.71	<0.49	NS	NS	NS	NS	NA	NS	NS	NS	<0.20	<0.27	<0.20	<0.38	ND	NS	68	0
MW-14D	9/30/2009		NS	<0.38	NS	NS	NS	<0.53	62	<0.34	NA	2.8	<0.28	NS	<0.30	<0.71	<0.49	NS	NS	NS	NS	NA	NS	NS	NS	<0.27	<0.30	<0.26	<0.24	ND	NS	65.3	0
MW-14D	12/31/2009		NS	<0.29	NS	NS	NS	<0.62	110	<0.30	NA	<0.24	<0.20	NS	<0.33	<0.33	<0.64	NS	NS	NS	NS	NA	NS	NS	NS	<0.050	<0.053	<0.10	<0.12	ND	NS	116.1	0
MW-14D	3/6/2010		NS	<0.091	NS	NS	NS	<0.070	130	<0.11	NA	7.2	<0.15	NS	<0.083	<0.20	<0.28	NS	NS	NS	NS	NA	NS	NS	NS	<0.35	<0.43	<0.43	<0.26	ND	NS	137.2	0
MW-14D	5/29/2010		NS	<0.75	NS	NS	NS	<0.41	120	<0.47	NA	6.9	<0.57	NS	<0.48	<0.22	<0.63	NS	NS	NS	NS	NA	NS	NS	NS	<0.21	<0.2	<0.2	<0.25	ND	NS	126.9	0
MW-14D	8/4/2010		NS	<0.67	NS	NS	NS	<2.0	98.8	<0.34	NA	4.4	<0.4	NS	<0.28	<0.24	<0.78	NS	NS	NS	NS	NA	NS	NS	NS	<0.21	<0.2	<0.2	<0.25	ND	NS	104.24	0
MW-14D	10/15/2010		NS	<0.67	NS	NS	NS	<2.0	95.9	<0.34	NA	4.8	<0.4	NS	<0.28	<0.24	<0.78	NS	NS	NS	NS	NA	NS	NS	NS	<0.20	<0.20	<0.20	<0.34	ND	NS	101.37	0
MW-14D	2/28/2011	DUP	NS	<0.50	NS	NS	NS	<2.0	63.6	<0.35	NA	3	<0.50	NS	<0.22	<0.20	<0.50	NS	NS	NS	NS	NA	NS	NS	NS	<0.20	<0.20	<0.20	<0.34	ND	NS	66.93	0
MW-14D	2/28/2011		NS	<0.50	NS	NS	NS	<2.0	63.2	<0.35	NA	3	<0.50	NS	<0.22	<0.20	<0.50	NS	NS	NS	NS	NA	NS	NS	NS	<0.20	<0.20	<0.20	<0.34	ND	NS	66.8	0
MW-14D	5/27/2011	DUP	NS	<0.50	NS	NS	NS	<2.0	52.3	<0.35	NA	2.2	<0.50	NS	<0.22	<0.20	<0.50	NS	NS	NS	NS	NA	NS	NS	NS	<0.20	<0.20	<0.20	<0.34	ND	NS	54.8	0
MW-14D	5/27/2011		NS	<0.50	NS	NS	NS	<2.0	59.2	<0.35	NA	2.3	<0.50	NS	<0.22	<0.20	<0.50	NS	NS	NS	NS	NA	NS	NS	NS	<0.2	<0.2	<0.2	<0.34	ND	NS	61.86	0
MW-14D	8/24/2011		NS	<0.5	NS	NS	NS	<2.0	51.1	<0.35	NA	2.4	<0.5	NS	<0.22	<0.2	<0.5	NS	NS	NS	NS	NA	NS	NS	NS	<0.2	<0.2	<0.2	<0.34	ND	NS	54.8	0
MW-14D	11/15/2011		NS	<0.5	NS	NS	NS	<2.0	45.3	<0.35	NA	2.1	<0.5	NS	<0.22	<0.2	<0.5	NS	NS	NS	NS	NA	NS	NS	NS	<0.2	<0.2	<0.2	<0.34	ND	NS	48.82	0

Appendix A
Groundwater Analytical Results - February 2003 - December 2024 (µg/L)
Perma-Fix of South Georgia Inc., Valdosta, GA

			Chlorinated and Non-Chlorinated VOCs																							Aromatic/						Total VOCs	
Sample Location	Sample Date	QA/QC Reference	Dibromomethane	Dichlorodifluoromethane (DCDFM) (difluorodichloromethane)	Hexachlorobutadiene	Isopropylbenzene	4-Isopropyltoluene (p-Isopropyltoluene)	Methylene Chloride	Tetrachloroethene (PCE)	Trans-1,2-Dichloroethene	Trans-1,3-Dichloropropene	Trichloroethene (TCE)	Trichlorofluoromethane	Vinyl Acetate	Vinyl Chloride	Bromoform	Bromomethane	Naphthalene	N-Propylbenzene	N-Butylbenzene	Sec-Butylbenzene	Tert-Butylbenzene	Styrene	1,2,4-Trimethylbenzene	1,3,5-Trimethylbenzene	Benzene	Toluene	Ethylbenzene	Methyl Tert-Butyl Ether	Total Xylenes	Heptachlor	Total Chlorinated and Non Chlorinated VOCs1	Total Aromatic/Hydrocarbon VOCs
Current GW Standard			1 [b]	1 [b]	50 [a]	1 [b]	1 [b]	5 [a]	5 [a]	100 [a]	1 [b]	5 [a]	1 [b]	2 [b]	2 [a]	80 [a]	5 [b]	5 [b]	1 [b]	1 [b]	1 [b]	1 [b]	100 [a]	1 [b]	1 [b]	5 [a]	1000 [a]	700 [a]	5 [b]	10000 [a]	0.4 [a]	--	--
MW-14D	2/28/2012	DUP	NS	<0.5	NS	NS	NS	<2.0	37.9	<0.35	NA	1.9	<0.5	NS	<0.22	<0.2	<0.5	NS	NS	NS	NS	NA	NS	NS	NS	<0.2	<0.2	<0.2	<0.34	ND	NS	41.88	0
MW-14D	2/28/2012		NS	<0.5	NS	NS	NS	<2.0	46.4	<0.35	NA	2.2	<0.5	NS	<0.22	<0.2	<0.5	NS	NS	NS	NS	NA	NS	NS	NS	<0.2	<0.2	<0.2	<0.34	ND	NS	50.61	0
MW-14D	4/23/2012		NS	<0.5	NS	NS	NS	<2.0	42.6	<0.35	NA	2	<0.5	NS	<0.22	<0.2	<0.5	NS	NS	NS	NS	NA	NS	NS	NS	<0.2	<0.2	<0.2	<0.34	ND	NS	45.85	0
MW-14D	8/20/2012		NS	<0,5	NS	NS	NS	<2.0	39.3	<0,35	NA	1.7	<0,5	NS	<0,22	<0,2	<0,5	NS	NS	NS	NS	NA	NS	NS	NS	<0,21	<0,2	<0,29	<0,21	ND	NS	42,86	0
MW-14D	11/14/2012		NS	<0,5	NS	NS	NS	<2,0	31,6	<0,23	NA	1	<0,5	NS	<0,44	<0,34	<0,79	NS	NS	NS	NS	NA	NS	NS	NS	<0,21	<0,2	<0,29	<0,21	ND	NS	32,6	0
MW-14D	3/4/2013		NS	<0.5	NS	NS	NS	<2.0	30.9	<0,23	NA	1.1	<0.5	NS	<0,44	<0,34	<0,79	NS	NS	NS	NS	NA	NS	NS	NS	<0,21	<0,2	<0,29	<0,21	ND	NS	32	0
MW-14D	6/11/2013		NS	<0.5	NS	NS	NS	<2.0	27.6	<0,23	NA	0.93	<0.5	NS	<0,44	<0,34	<0,79	NS	NS	NS	NS	NA	NS	NS	NS	<0,21	<0,2	<0,29	<0,21	ND	NS	28.93	0
MW-14D	8/26/2013	DUP	NS	<0.5	NS	NS	NS	<2.0	18.1	<0,23	NA	0.8	<0.5	NS	<0,44	<0,34	<0,79	NS	NS	NS	NS	NA	NS	NS	NS	<0,21	<0,2	<0,29	<0,21	ND	NS	19.24	0
MW-14D	8/26/2013		NS	<0.5	NS	NS	NS	<2.0	19.9	<0,23	NA	0.72	<0.5	NS	<0,44	<0,34	<0,79	NS	NS	NS	NS	NA	NS	NS	NS	<0,21	<0,2	<0,29	<0,21	ND	NS	20.62	0
MW-14D	12/12/2013		NS	<0,5	NS	NS	NS	<2,0	17,2	<0,23	NA	0,7	<0,5	NS	<0,44	<0,34	<0,79	NS	NS	NS	NS	NA	NS	NS	NS	<0,24	<0,2	<0,28	<0,20	ND	NS	18,43	0
MW-14D	3/20/2014	DUP	NS	<0,33	NS	NS	NS	<2,0	16,9	<0,34	NA	0,61	<0,5	NS	<0,33	<0,38	<0,54	NS	NS	NS	NS	NA	NS	NS	NS	<0,24	<0,2	<0,28	<0,20	ND	NS	17,51	0
MW-14D	3/20/2014		NS	<0,33	NS	NS	NS	<2,0	16	<0,34	NA	0,63	<0,5	NS	<0,33	<0,38	<0,54	NS	NS	NS	NS	NA	NS	NS	NS	<0,24	<0,2	<0,28	<0,20	ND	NS	16,63	0
MW-14D	6/17/2014		NS	<0,33	NS	NS	NS	<2,0	15	<0,34	NA	0,51	<0,5	NS	<0,33	<0,38	<0,54	NS	NS	NS	NS	NA	NS	<5,0	<5,0	<0,50	<1,0	<1,0	NA	NA	NS	15,51	0
MW-14D	12/11/2014		NS	<2,0	<5,0	<5,0	<5,0	<2,0	11,8	<1,0	NA	<1,0	<1,0	NS	<1,0	<1,0	<2,0	<5,0	<5,0	<5,0	<5,0	NA	<5,0	NS	NS	<1,0	<1,0	<1,0	<1,0	NS	NS	11,8	0
MW-14D	3/15/2015		NS	<2.0	NS	NS	NS	<5.0	9.1	<1.0	NA	<1.0	<2.0	NS	<1.0	<1.0	<2.0	NS	NS	NS	NS	NA	NS	NS	NS	<1.0	<1.0	<1.0	<1.0	NS	NS	9.85	0
MW-14D	6/7/2015	DUP	NS	<2.0	NS	NS	NS	<5.0	8.7	<1.0	<1.0	0.32	<2.0	NS	<1.0	<1.0	<2.0	NS	NS	NS	NS	NA	NS	NS	NS	<1.0	<1.0	<1.0	<1.0	NS	NS	9.43	0
MW-14D	6/7/2015		NS	<2,0	NS	NS	NS	<5,0	8,5	<1,0	<1,0	0,35	<2,0	NS	<1,0	<1,0	<2,0	NS	NS	NS	NS	NA	NS	NS	NS	<1,0	<1,0	<1,0	<1,0	NS	NS	9,22	0
MW-14D	8/13/2015		NS	<2,0	NS	NS	NS	<5,0	8,6	<1,0	<1,0	<1,0	<2,0	NS	<1,0	<1,0	<2,0	NS	NS	NS	NS	NA	NS	NS	NS	<1,0	<1,0	<1,0	<1,0	NS	NS	8,6	0
MW-14D	12/16/2015		NS	<2,0	NS	NS	NS	<5,0	6,7	<1,0	<1,0	0,32	<2,0	NS	<1,0	<1,0	<2,0	NS	NS	NS	NS	NA	NS	NS	NS	<1,0	<1,0	<1,0	<1,0	NS	NS	7,02	0
MW-14D	3/18/2016		NS	<2,0	NS	NS	NS	<5,0	6,6	<1,0	<1,0	<1,0	<2,0	NS	<1,0	<1,0	<2,0	NS	NS	NS	NS	NA	NS	<1,0	<1,0	<1,0	<1,0	<1,0	<1,0	ND	NS	6,6	0
MW-14D	6/15/2016		<2,0	<2,0	<2,0	<1,0	<1,0	<5,0	4,9	<1,0	<1,0	<1,0	<2,0	<10	<1,0	<1,0	<2,0	<5,0	<1,0	<1,0	<1,0	NA	<1,0	<1,0	<1,0	<1,0	<1,0	<1,0	<1,0	ND	NS	4,9	0
MW-14D	9/22/2016		<2,0	<2,0	<2,0	<1,0	<1,0	<5,0	4,6	<1,0	<1,0	0,28	<2,0	<10	<1,0	<1,0	<2,0	<5,0	<1,0	<1,0	<1,0	NA	<1,0	<1,0	<1,0	<1,0	<1,0	<1,0	<1,0	ND	NS	4,88	0
MW-14D	1/19/2017		<2,0	<2,0	<2,0	<1,0	<1,0	<5,0	4,7	<1,0	<1,0	<1,0	<2,0	<10	<1,0	<1,0	<2,0	<5,0	<1,0	<1,0	<1,0	NA	<1,0	<1,0	<1,0	<1,0	<1,0	<1,0	<1,0	ND	NS	4,7	0
MW-14D	3/22/2017		<2,0	<2,0	<2,0	<1,0	<1,0	<5,0	6	<1,0	<1,0	<1,0	<2,0	<10	<1,0	<1,0	<2,0	<5,0	<1,0	<1,0	<1,0	<1,0	<1,0	<1,0	<1,0	<1,0	<1,0	<1,0	<1,0	ND	NS	6	0
MW-14D	6/29/2017		<2,0	<2,0	<2,0	<1,0	<1,0	<5,0	8,2	<1,0	<1,0	<1,0	<2,0	<10	<1,0	<1,0	<2,0	<5,0	<1,0	<1,0	<1,0	<1,0	<1,0	<1,0	<1,0	<1,0	<1,0	<1,0	<1,0	ND	NS	8,2	0
MW-14D	9/19/2017		<2,0	<2,0	<2,0	<1,0	<1,0	<5,0	7,7	<1,0	<1,0	<1,0	<2,0	<10	<1,0	<1,0	<2,0	<5,0	<1,0	<1,0	<1,0	<1,0	<1,0	<1,0	<1,0	<1,0	<1,0	<1,0	<1,0	ND	NS	7,7	0
MW-14D	1/9/2018		<2,0	<2,0	<2,0	<1,0	<1,0	<5,0	9,9	<1,0	<1,0	<1,0	<2,0	<10	<1,0	<1,0	<2,0	<5,0	<1,0	<1,0	<1,0	<1,0	<1,0	<1,0	<1,0	<1,0	<1,0	<1,0	<1,0	ND	NS	9,9	0
MW-14D	3/13/2018		<2,0	<2,0	<2,0	<1,0	<1,0	<5,0	8,9	<1,0	<1,0	<1,0	<2,0	<10	<1,0	<1,0	<2,0	<5,0	<1,0	<1,0	<1,0	<1,0	<1,0	<1,0	<1,0	<1,0	<1,0	<1,0	<1,0	ND	NS	8,9	0
MW-14D	6/26/2018		<2,0	<2,0	<2,0	<1,0	<1,0	<5,0	9,3	<1,0	<1,0	<1,0	<2,0	<10	<1,0	<1,0	<2,0	<5,0	<1,0	<1,0	<1,0	<1,0	<1,0	<1,0	<1,0	<1,0	<1,0	<1,0	<1,0	ND	NS	9,3	0
MW-14D	10/17/2018		<2,0	<2,0	<2,0	<1,0	<1,0	<5,0	7,4	<1,0	<1,0	<1,0	<2,0	<10	<1,0	<1,0	<2,0	<5,0	<1,0	<1,0	<1,0	<1,0	<1,0	<1,0	<1,0	<1,0	<1,0	<1,0	<1,0	ND	NS	7,4	0
MW-14D	1/22/2019		<2,0	<2,0	<2,0	<1,0	<1,0	<5,0	5,6	<1,0	<1,0	<1,0	<2,0	<10	<1,0	<1,0	<2,0	<5,0	<1,0	<1,0	<1,0	<1,0	<1,0	<1,0	<1,0	<1,0	<1,0	<1,0	<1,0	ND	NS	5,6	0
MW-14D	4/23/2019		<2.0	<2.0	<2.0	<1.0	<1.0	<5.0	5.2	<1.0	<1.0	<1.0	<2.0	<10	<1.0	<1.0	<2.0	<5.0	<1.0	<1.0	<1.0	<1.0	<1.0	<0.2	<0.2	<0.2	<0.2	<0.3	<0.2	ND	NS	5.2	0
MW-14D	7/31/2019		<2.0	<2.0	<2.0	<1.0	<1.0	<5.0	4.7	<1.0	<1.0	<1.0	<2.0	<10	<1.0	<1.0	<2.0	<5.0	<1.0	<1.0	<1.0	<1.0	<1.0	<1.0	<1.0	<1.0	<1.0	<1.0	<1.0	ND	NS	4.7	0
MW-14D	10/30/2019		<2.0	<2.0	<2.0	<1.0	<1.0	<5.0	3.6	<1.0	<1.0	<1.0	<2.0	<10	<1.0	<1.0	<2.0	<5.0	<1.0	<1.0	<1.0	<1.0	<1.0	<1.0	<1.0	<1.0	<1.0	<1.0	<1.0	ND	NS	3.6	0
MW-14D	1/24/2020		<2.0	<2.0	<2.0	<1.0	<1.0	<5.0	5.1	<1.0	<1.0	0.92 J	<2.0	<10	<1.0	<1.0	<1.0	<5.0	<1.0	<1.0	<1.0	<1.0	<1.0	<1.0	<1.0	<1.0	1	<1.0	<1.0	ND	NS	6.97	1
MW-14D	10/21/2020		<2.0	<2.0	<2.0	<1.0	<1.0	<5.0	4.5	<1.0	<1.0	<1.0	<2.0	<10	<1.0	<1.0	<2.0	<5.0	<1.0	<1.0	<1.0	<1.0	<1.0	<1.0	<1.0	<1.0	<1.0	<1.0	<1.0	ND	NS	4.5	0
MW-14D	4/22/2021		<2.0	<2.0	<2.0	<1.0	<1.0	<5.0	4.7	<1.0	<1.0	<1.0	<2.0	NS	<1.0	<1.0	<1.0	<5.0	<1.0	<1.0	<1.0	<1.0	<1.0	<1.0	<1.0	<1.0	<1.0	<1.0	<1.0	ND	NS	4.7	0
MW-14D	12/14/2021		<2.0	<2.0	<2.0	<1.0	<1.0	<5.0	4.3	<1.0	<1.0	<1.0	<2.0	<10	<1.0	<1.0	<1.0	<5.0	<5.0	<1.0	<1.0	<1.0	<1.0	<1.0	<1.0	<1.0	<1.0	<1.0	<1.0	ND	NS	4.3	0
MW-14D	5/18/2022		<2.0	<2.0	<2.0	<1.0	<1.0	<5.0	3.1	<1.0	<1.0	<1.0	<2.0	<10	<1.0	<1.0	<1.0	<5.0	<5.0	<1.0	<1.0	<1.0	<1.0	<1.0	<1.0	<1.0	<1.0	<1.0	<1.0	ND	NS	3.1	0
MW-14D	11/8/2022		<2.0	<2.0	<2.0	<1.0	<1.0	<5.0	4.7	<1.0	<1.0	<1.0	<2.0	<10	<1.0	<1.0	<1.0	<5.0	<5.0	<1.0	<1.0	<1.0	<1.0	<1.0	<1.0	<1.0	<1.0	<1.0	<1.0	ND	NS	4.7	0
MW-14D	4/19/2023		<2.0	<2.0	<2.0	<1.0	<1.0	<5.0	4.2	<1.0	<1.0	<1.0	<2.0	<10	<1.0	<1.0	<1.0	<5.0	<5.0	<1.0	<1.0	<1.0	<1.0	<1.0	<1.0	<1.0	<1.0	<1.0	<1.0	ND	ND	4.2	0
MW-14D	11/9/2023		<2.0	<2.0	<2.0	<1.0	<1.0	<5.0	3.1	<1.0	<1.0	<1.0	<2.0	<10	<1.0	<1.0	<1.0	<5.0	<5.0	<1.0	<1.0	<1.0	<1.0	<1.0	<1.0	<1.0	<1.0	<1.0	<1.0	ND	ND	3.1	0
MW-14D	5/1/2024		<1.0	<1.0	<5.0	<1.0	<1.0	<5.0	2.6	<1.0	<1.0	<1.0	<1.0	<2.0	<1.0	<1.0	<1.0	<5.0	<5.0	<1.0	<1.0	<1.0	<1.0	<1.0	<1.0	<1.0	<1.0	<1.0	<1.0	<5.0	ND	ND	2.97	0
MW-14D	12/6/2024		<1.0	<1.0	<5.0	<1.0	<1.0	<5.0	2.2	<1.0	<1.0	<1.0	<1.0	<2.0	<1.0	<1.0	<1.0	<5.0	<5.0	<1.0	<1.0	<1.0	<1.0	<1.0	<1.0	<1.0	<1.0	<1.0	<1.0	<5.0	<1.0	<0.048	2.2	0
MW-15	7/26/2006		NS	<0.3	<0.4	<0.1	<0.5	<2.0	0.9	<0.2	NA	0.6	<0.3	NS	<0.4	<0.2	<0.6	<0.3	<0.3	<0.3	<0.2	NA	<0.1	NS	NS	<0.2	<0.2	<0.3	NS	NS	NS	9	0
MW-15	8/30/2007		NS	NS	NS	NS	NS	<2.0	4.5	NS	NA	<0.3	NS	NS	<0.4	NS	NS	NS	NS	NS	NS	NA	NS	NS	NS	<0.2	<0.3	<0.3	<0.2	ND	NS	5.5	0
MW-15	12/20/2007		NS	<0.3	NS	NS	NS	<0.7	6.4	<0.4	NA	0.3	<0.5	NS	<0.5	<0.4	<0.5	NS	NS	NS	NS	NA	NS	NS	NS	<0.23	<0.28	<0.34	NS	ND	NS	8.9	0
MW-15	3/18/2008		NS	<0.31	NS	NS	NS	<0,65	8,3	<0,41	NA	0,3	<0,46	NS	<0,52	<0,35	<0,45	NS	NS	NS	NS	NA	NS	NS	NS	<0,23	<0,28	<0,34	<0,21	ND	NS	11,2	0
MW-15	6/20/2008		NS	<0,31	NS	NS	NS	<0,65	5,2	<0,41	NA	<0,26	<0,46	NS	<0,52	<0,35	<0,45	NS	NS	NS	NS	NA	NS	NS	NS	<0,29	<0,35	<0,29	<0,21	ND	NS	8	0
MW-15	9/24/2008		NS	<0,14	NS	NS	NS	<0,25	2,6	<0,49	NA	<0,50	<0,45	NS	<0,61	<0,25	<0,48	NS	NS	NS	NS	NA	NS	NS	NS	<0,29	<0,35	<0,29	<0,21	ND	NS	5,5	0
MW-15	12/15/2008		NS	<0,14	<1,5	NS	NS	<0,25	2	<0,49	NA	<0,50	<0,45	NS	<0,61	<0,25	<0,48	NS	NS	NS	NS	NA	NS	NS	NS	<0,2	<0,27	<0,2	NS	ND	NS	3,5	0
MW-15	3/30/2009		NS	<0.38	NS	NS	NS	<0.53	1.9	<0.34	NA	<0.38	<0.28	NS	<0.3	<0.71	<0.49	NS	NS	NS	NS	NA	NS	NS	NS	<0.35	<0.43	<0.43	<0.26	ND	NS	4.3	0
MW-15	7/10/2009		NS	<0.75	NS	NS	NS	<0.41	1.6	<0.47	NA	<0.39	<0.57	NS	<0.48	<0.22	<0.63	NS	NS	NS	NS	NA	NS	NS	NS	<0.20	<0.27	<0.20	<0.38	ND	NS	1.6	0
MW-15	9/30/2009		NS	<0.38	NS	NS	NS	<0.53	2.7	<0.34	NA	0.55	<0.28	NS	<0.30	<0.71	<0.49	NS	NS	NS	NS	NA	NS	NS	NS	<0.27	0.84	<0.28	<0.23	1.1	NS	6.05	2
MW-15	12/10/2009	DUP	NS	<0.13	NS	NS	NS	<0.23	4.1	<0.46	NA	<0.56	<0.41	NS	<0.58	<0.26	<0.44	NS	NS	NS	NS	NA	NS	NS	NS	<0.27	0.78	<0.28	<0.23	0.72	NS	5.9	1.5
MW-15	12/10/2009		NS	<0.13	NS	NS	NS	<0.23	4.3	<0.46	NA	<0.56	<0.41	NS	<0.58	<0.26	<0.44	NS	NS	NS	NS	NA	NS	NS	NS	<0.050	<0.053	<0.10	<0.12	ND	NS	5.9	0
MW-15	3/6/2010		NS	<0,091	NS	NS	NS	<0,070	2,9	<0,11	NA	<0,13	<0,15	NS	<0,083	<0,20	<0,28	NS	NS	NS	NS	NA	NS	NS	NS	<0,35	<0,43	<0,43	<0,26	ND	NS	4,1	0
MW-15	5/29/2010		NS	<0.75	NS	NS	NS	<0.41	6.4	<0.47	NA	<0.76	<0.57	NS	<0.48	<0.22	<0.63	NS	NS	NS	NS	NA	NS	NS	NS	<0.21	<0.2	<0.2	<0.25	ND	NS	8	0
MW-15	8/4/2010		NS	<0.67	NS	NS	NS	<2.0	4.3	<0.34	NA	0.39	<0.4	NS	<0.28	<0.24	<0.78	NS	NS	NS	NS	NA	NS	NS	NS	<0.21	<0.2	<0.2	<0.25	ND	NS	6.54	0
MW-15	10/15/2010		NS	<0,67	NS	NS	NS	<2,0	4,2	<0,34	NA	0,47	<0,4	NS	<0,28	<0,24	<0,78	NS	NS	NS	NS	NA	NS	NS	NS	<0,20	<0,20	<0,20	<0,34	ND	NS	5,35	0
MW-15	2/28/2011		NS	<0,50	NS	NS	NS	<2,0	6,4	<0,35	NA	0,62	<0,50	NS	<0,22	<0,20	<0,50	NS	NS	NS	NS	NA	NS	NS	NS	<0,20	<0,20	<0,20	<0,34	ND	NS	8,12	0
MW-15	5/27/2011		NS	<0.50	NS	NS	NS	<2.0	3.1	<0.35	NA	<0.26	<0.50	NS	<0.22	<0.20	<0.50	NS	NS	NS	NS	NA	NS	NS	NS	<0.2	<0.2	<0.2	<0.34	ND	NS	3.1	0
MW-15	8/24/2011		NS	<0.5	NS	NS	NS	<2.0	4.2	<0.35	NA	<0.26	<0.5	NS	<0.22	<0.2	<0.5	NS	NS	NS	NS	NA	NS	NS	NS	<0.2	<0.2	<0.2	<0.34	ND	NS	4.66	0
MW-15	11/15/2011		NS	<0.5	NS	NS	NS	<2.0	11.3	<0.35	NA	0.61	<0.5	NS	<0.22	<0.2	<0.5	NS	NS	NS	NS	NA	NS	NS	NS	<0.2	<0.2	<0.2	<0.34	ND	NS	12.37	0
MW-15	2/28/2012		NS	<0.5	NS	NS	NS	<2.0	23.3	<0.35	NA	1.3	<0.5	NS	<0.22	<0.2	<0.5	NS	NS	NS	NS	NA	NS	NS	NS	<0.2	<0.2	<0.2	<0.34	ND	NS	26.3	0
MW-15	4/23/2012	DUP	NS	<0.5	NS	NS	NS	<2.0	28.6	<0.35	NA	1.7	<0.5	NS	<0.22	<0.2	<0.5	NS	NS	NS	NS	NA	NS	NS	NS	<0.2	<0.2	<0.2	<0.34	ND	NS	31.7	0
MW-15	4/23/2012		NS	<0.5	NS	NS	NS	<2.0	33.3	<0.35	NA	1.7	<0.5	NS	<0.22	<0.2	<0.5	NS	NS	NS	NS	NA	NS	NS	NS	<0.2	<0.2	<0.2	<0.34	ND	NS	37.4	0
MW-15	8/20/2012		NS	<0.5	NS	NS	NS	<2.0	<0.25	<0.35	NA	<0.26	<0.5	NS	<0.22	<0.2	<0.5	NS	NS	NS	NS	NA	NS	NS	NS	<0.21	<0.2	<0.29	<0.21	ND	NS	0	0
MW-15	11/14/2012		NS	<0.5	NS	NS	NS	<2.0	16	<0,23	NA	0.8	<0.5	NS	<0.44	<0.34	<0.79	NS	NS	NS	NS	NA	NS	NS	NS	<0.21	<0.2	<0.29	<0.21	ND	NS	17.75	0
MW-15	3/4/2013	DUP	NS	<0.5	NS	NS	NS	<2.0	12.2	<0,23	NA	0.46	<0.5	NS	<0.44	<0.34	<0.79	NS	NS	NS	NS	NA	NS	NS	NS	<0.21	<0.2	<0.29	<0.21	ND	NS	12.66	0
MW-15	3/4/2013		NS	<0.5	NS	NS	NS	<2.0	10.9	<0,23	NA	0.41	<0.5	NS	<0.44	<0.34	<0.79	NS	NS	NS	NS	NA	NS	NS	NS	<0.21	<0.2	<0.29	<0.21	ND	NS	11.31	0

Appendix A
Groundwater Analytical Results - February 2003 - December 2024 (µg/L)
Perma-Fix of South Georgia Inc., Valdosta, GA

			Chlorinated and Non-Chlorinated VOCs																							Aromatic/						Total VOCs	
Sample Location	Sample Date	QA/QC Reference	Dibromomethane	Dichlorodifluoromethane (DCDFM) (difluorodichloromethane)	Hexachlorobutadiene	Isopropylbenzene	4-Isopropyltoluene (p-Isopropyltoluene)	Methylene Chloride	Tetrachloroethene (PCE)	Trans-1,2-Dichloroethene	Trans-1,3-Dichloropropene	Trichloroethene (TCE)	Trichlorofluoromethane	Vinyl Acetate	Vinyl Chloride	Bromoform	Bromomethane	Naphthalene	N-Propylbenzene	N-Butylbenzene	Sec-Butylbenzene	Tert-Butylbenzene	Styrene	1,2,4-Trimethylbenzene	1,3,5-Trimethylbenzene	Benzene	Toluene	Ethylbenzene	Methyl Tert-Butyl Ether	Total Xylenes	Heptachlor	Total Chlorinated and Non Chlorinated VOCS1	Total Aromatic/Hydrocarbon VOCs
	Current GW Standard		1 [b]	1 [b]	50 [a]	1 [b]	1 [b]	5 [a]	5 [a]	100 [a]	1 [b]	5 [a]	1 [b]	2 [b]	2 [a]	80 [a]	5 [b]	5 [b]	1 [b]	1 [b]	1 [b]	1 [b]	100 [a]	1 [b]	1 [b]	5 [a]	1000 [a]	700 [a]	5 [b]	10000 [a]	0.4 [a]	--	--
MW-15	6/10/2013		NS	<0.5	NS	NS	NS	<2.0	8.8	<0.23	NA	<0.31	<0.5	NS	<0.44	<0.34	<0.79	NS	NS	NS	NS	NA	NS	NS	NS	<0.21	<0.2	<0.29	<0.21	ND	NS	8.8	0
MW-15	8/27/2013	DUP	NS	<0.5	NS	NS	NS	<2.0	6.8	<0.23	NA	<0.31	<0.5	NS	<0.44	<0.34	<0.79	NS	NS	NS	NS	NA	NS	NS	NS	<0.21	<0.2	<0.29	<0.21	ND	NS	6.8	0
MW-15	8/27/2013		NS	<0.5	NS	NS	NS	<2.0	6.6	<0.23	NA	<0.31	<0.5	NS	<0.44	<0.34	<0.79	NS	NS	NS	NS	NA	NS	NS	NS	<0.21	<0.2	<0.29	<0.21	ND	NS	6.6	0.2
MW-15	12/12/2013		NS	<0,5	NS	NS	NS	<2.0	3.7	<0,23	NA	<0,31	<0,5	NS	<0,44	<0,34	<0,79	NS	NS	NS	NS	NA	NS	NS	NS	<0,24	0.27	<0,28	<0,20	ND	NS	3.7	0.3
MW-15	3/20/2014		NS	<0,33	NS	NS	NS	<2,0	2.4	<0,34	NA	0.51	<0,5	NS	<0,33	<0,38	<0,54	NS	NS	NS	NS	NA	NS	NS	NS	<0,24	<0,2	<0,28	<0,20	ND	NS	3.55	0
MW-15	6/17/2014		NS	<0,33	NS	NS	NS	<2,0	3.2	<0,34	NA	<0,30	<0,5	NS	<0,33	<0,38	<0,54	NS	NS	NS	NS	NA	NS	<5,0	<5,0	<0,50	<1,0	<1,0	NA	NA	NS	3.2	0
MW-15	12/10/2014		NS	<2.0	<5.0	<5.0	<5.0	<2.0	1.9	<1.0	NA	<1.0	<1.0	NS	<1.0	<1.0	<2.0	<5.0	<5.0	<5.0	<5.0	NA	<5.0	NS	NS	<1.0	<1.0	<1.0	<1.0	NS	NS	3.8	0
MW-15	3/15/2015		NS	<2.0	NS	NS	NS	<5.0	1.6	<1.0	NA	<1.0	<2.0	NS	<1.0	<1.0	<2.0	NS	NS	NS	NS	NA	NS	NS	NS	<1.0	<1.0	<1.0	<1.0	NS	NS	2.4	0
MW-15	6/6/2015		NS	<2.0	NS	NS	NS	<5.0	1.9	<1.0	<1.0	<1.0	<2.0	NS	<1.0	<1.0	<2.0	NS	NS	NS	NS	NA	NS	NS	NS	<1.0	<1.0	<1.0	<1.0	NS	NS	2.42	0
MW-15	8/11/2015		NS	<2.0	NS	NS	NS	<5.0	1.9	<1.0	<1.0	<1.0	<2.0	NS	<1.0	<1.0	<2.0	NS	NS	NS	NS	NA	NS	NS	NS	<1.0	<1.0	<1.0	<1.0	NS	NS	1.9	0
MW-15	12/15/2015		NS	<2.0	NS	NS	NS	<5.0	1.5	<1.0	<1.0	<1.0	<2.0	NS	<1.0	<1.0	<2.0	NS	NS	NS	NS	NA	NS	NS	NS	<1.0	<1.0	<1.0	<1.0	NS	NS	1.5	0
MW-15	3/17/2016	DUP	NS	<2.0	NS	NS	NS	<5.0	1.1	<1.0	<1.0	<1.0	<2.0	NS	<1.0	<1.0	<2.0	NS	NS	NS	NS	NA	NS	NS	NS	<1.0	<1.0	<1.0	<1.0	NS	NS	1.1	0
MW-15	3/17/2016		NS	<2.0	NS	NS	NS	<5.0	1	<1.0	<1.0	<1.0	<2.0	NS	<1.0	<1.0	<2.0	NS	NS	NS	NS	NA	NS	<1.0	<1.0	<1.0	<1.0	<1.0	<1.0	ND	NS	1	0
MW-15	6/14/2016		<2.0	<2.0	<2.0	<1.0	<1.0	<5.0	0.61	<1.0	<1.0	<1.0	<2.0	<10	<1.0	<1.0	<2.0	<5.0	<1.0	<1.0	<1.0	NA	<1.0	<1.0	<1.0	<1.0	<1.0	<1.0	<1.0	ND	NS	0.85	0
MW-15	9/21/2016	DUP	<2.0	<2.0	<2.0	<1.0	<1.0	<5.0	0.7	<1.0	<1.0	<1.0	<2.0	<10	<1.0	<1.0	<2.0	<5.0	<1.0	<1.0	<1.0	NA	<1.0	<1.0	<1.0	<1.0	<1.0	<1.0	<1.0	ND	NS	0.7	0
MW-15	9/21/2016		<2.0	<2.0	<2.0	<1.0	<1.0	<5.0	0.67	<1.0	<1.0	<1.0	<2.0	<10	<1.0	<1.0	<2.0	<5.0	<1.0	<1.0	<1.0	NA	<1.0	<1.0	<1.0	<1.0	<1.0	<1.0	<1.0	ND	NS	0.67	0
MW-15	1/17/2017		<2,0	<2,0	<2,0	<1,0	<1,0	<5,0	1.3	<1,0	<1,0	<1,0	<2,0	<10	<1,0	<1,0	<2,0	<5,0	<1,0	<1,0	<1,0	NA	<1,0	<1,0	<1,0	<1,0	<1,0	<1,0	<1,0	ND	NS	1.3	0
MW-15	3/21/2017		<2,0	<2,0	<2,0	<1,0	<1,0	<5,0	1.6	<1,0	<1,0	<1,0	<2,0	<10	<1,0	<1,0	<2,0	<5,0	<1,0	<1,0	<1,0	<1,0	<1,0	<1,0	<1,0	<1,0	<1,0	<1,0	<1,0	ND	NS	1.87	0
MW-15	6/27/2017		<2,0	<2,0	<2,0	<1,0	<1,0	<5,0	1.3	<1,0	<1,0	<1,0	<2,0	<10	<1,0	<1,0	<2,0	<5,0	<1,0	<1,0	<1,0	<1,0	<1,0	<1,0	<1,0	<1,0	<1,0	<1,0	<1,0	ND	NS	1.3	0
MW-15	9/19/2017		<2,0	<2,0	<2,0	<1,0	<1,0	<5,0	1.7	<1,0	<1,0	<1,0	<2,0	<10	<1,0	<1,0	<2,0	<5,0	<1,0	<1,0	<1,0	<1,0	<1,0	<1,0	<1,0	<1,0	<1,0	<1,0	<1,0	ND	NS	1.7	0
MW-15	1/8/2018		<2,0	<2,0	<2,0	<1,0	<1,0	<5,0	1.1	<1,0	<1,0	<1,0	<2,0	<10	<1,0	<1,0	<2,0	<5,0	<1,0	<1,0	<1,0	<1,0	<1,0	<1,0	<1,0	<1,0	<1,0	<1,0	<1,0	ND	NS	1.1	0
MW-15	3/12/2018		<2,0	<2,0	<2,0	<1,0	<1,0	<5,0	1.8	<1,0	<1,0	<1,0	<2,0	<10	<1,0	<1,0	<2,0	<5,0	<1,0	<1,0	<1,0	<1,0	<1,0	<1,0	<1,0	<1,0	<1,0	<1,0	<1,0	ND	NS	1.8	0
MW-15	6/25/2018		<2,0	<2,0	<2,0	<1,0	<1,0	<5,0	2.6	<1,0	<1,0	<1,0	<2,0	<10	<1,0	<1,0	<2,0	<5,0	<1,0	<1,0	<1,0	<1,0	<1,0	<1,0	<1,0	<1,0	<1,0	<1,0	0.29 J	ND	NS	2.6	0.3
MW-15	10/16/2018		<2,0	<2,0	<2,0	<1,0	<1,0	<5,0	1.7	<1,0	<1,0	<1,0	<2,0	<10	<1,0	<1,0	<2,0	<5,0	<1,0	<1,0	<1,0	<1,0	<1,0	<1,0	<1,0	<1,0	<1,0	<1,0	<1,0	ND	NS	1.7	0
MW-15	1/21/2019		<2,0	<2,0	<2,0	<1,0	<1,0	<5,0	0.83 J	<1,0	<1,0	<1,0	<2,0	<10	<1,0	<1,0	<2,0	<5,0	<1,0	<1,0	<1,0	<1,0	<1,0	<1,0	<1,0	<1,0	<1,0	<1,0	<1,0	ND	NS	0.83	0
MW-15	4/23/2019		<2.0	<2.0	<2.0	<1.0	<1.0	<5.0	1.2	<1.0	<1.0	<1.0	<2.0	<10	<1.0	<1.0	<2.0	<5.0	<1.0	<1.0	<1.0	<1.0	<1.0	NS	NS	<0.23	<0.28	<0.34	<0.21	ND	NS	1.2	0
MW-15	7/30/2019		<2.0	<2.0	<2.0	<1.0	<1.0	<5.0	0.83	<1.0	<1.0	<1.0	<2.0	<10	<1.0	<1.0	<2.0	<5.0	<1.0	<1.0	<1.0	<1.0	<1.0	<1.0	<1.0	<1.0	<1.0	<1.0	<1.0	ND	NS	0.83	0
MW-15	10/29/2019		<2.0	<2.0	<2.0	<1.0	<1.0	<5.0	1	<1.0	<1.0	<1.0	<2.0	<10	<1.0	<1.0	<2.0	<5.0	<1.0	<1.0	<1.0	<1.0	<1.0	<1.0	<1.0	<1.0	<1.0	<1.0	<1.0	ND	NS	1	0
MW-15	1/22/2020		<2,0	<2,0	<2,0	<1,0	<1,0	<5,0	0,87	<1,0	<1,0	<1,0	<2,0	<10	<1,0	<1,0	<1,0	<5,0	<1,0	<1,0	<1,0	<1,0	<1,0	<1,0	<1,0	<1,0	<1,0	<1,0	<1,0	ND	NS	0,87	0
MW-15	10/20/2020		<2.0	<2.0	<2.0	<1.0	<1.0	<5.0	0.71 J	<1.0	<1.0	<1.0	<2.0	<10	<1.0	<1.0	<2.0	<5.0	<1.0	<1.0	<1.0	<1.0	<1.0	<1.0	<1.0	<1.0	<1.0	<1.0	<1.0	ND	NS	0.71	0
MW-15	4/21/2021		<2.0	<2.0	<2.0	<1.0	<1.0	<5.0	<1.0	<1.0	<1.0	<1.0	<2.0	NS	<1.0	<1.0	<1.0	<5.0	<1.0	<1.0	<1.0	<1.0	<1.0	<1.0	<1.0	<1.0	0.38 J	<1.0	<1.0	ND	NS	2.4	0.38
MW-15	12/13/2021		<2.0	<2.0	<2.0	<1.0	<1.0	<5.0	0.64 J	<1.0	<1.0	<1.0	<2.0	<10	<1.0	<1.0	<5.0	<5.0	<1.0	<1.0	<1.0	<1.0	<1.0	<1.0	<1.0	<1.0	<1.0	<1.0	<1.0	ND	NS	0.94	0
MW-15	5/18/2022		<2.0	<2.0	<2.0	<1.0	<1.0	<5.0	0.6 J	<1.0	<1.0	<1.0	<2.0	<10	<1.0	<1.0	2.6 J	<5.0	<1.0	<1.0	<1.0	<1.0	<1.0	<1.0	<1.0	<1.0	<1.0	<1.0	<1.0	ND	NS	3.2	0
MW-15	11/8/2022		<2.0	<2.0	<2.0	<1.0	<1.0	<5.0	<1.0	<1.0	<1.0	<1.0	<2.0	<10	<1.0	<1.0	<5.0	<5.0	<1.0	<1.0	<1.0	<1.0	<1.0	<1.0	<1.0	<1.0	<1.0	<1.0	<1.0	ND	NS	0	0
MW-15	4/19/2023		<2.0	<2.0	<2.0	<1.0	<1.0	<5.0	0.49	<1.0	<1.0	<1.0	<2.0	<10	<1.0	<1.0	<5.0	<5.0	<1.0	<1.0	<1.0	<1.0	<1.0	<1.0	<1.0	<1.0	<1.0	<1.0	<1.0	ND	ND	0.49	0
MW-15	11/7/2023		<2,0	<2,0	<2,0	<1,0	<1,0	<5,0	0.42	<1,0	<1,0	<1,0	<2,0	<10	<1,0	<1,0	<5,0	<5,0	<1,0	<1,0	<1,0	<1,0	<1,0	<1,0	<1,0	<1,0	<1,0	<1,0	<1,0	ND	ND	0.42	0
MW-15	4/30/2024		<1.0	<1.0	<5.0	<1.0	<1.0	<5.0	<1.0	<1.0	<1.0	<1.0	<1.0	<2.0	<1.0	<1.0	<5.0	<5.0	<1.0	<1.0	<1.0	<1.0	<1.0	<1.0	<1.0	<1.0	<1.0	<1.0	<5.0	ND	ND	0	0
MW-15	12/5/2024		<1.0	<1.0	<5.0	<1.0	<1.0	<5.0	<1.0	<1.0	<1.0	<1.0	<1.0	<2.0	<1.0	<1.0	<5.0	<5.0	<1.0	<1.0	<1.0	<1.0	<1.0	<1.0	<1.0	<1.0	<1.0	<1.0	<5.0	<1.0	<0.049	0	0
MW-22	1/18/2008		NS	<0.31	NS	NS	NS	<0.65	<0.35	<0.41	NA	<0.26	<0.46	NS	<0.52	<0.35	<0.45	NS	NS	NS	NS	NA	NS	NS	NS	<0.23	<0.28	<0.34	NS	ND	NS	0	0
MW-22	3/18/2008		NS	<0.31	NS	NS	NS	1.7	<0.35	<0.41	NA	<0.26	<0.46	NS	<0.52	<0.35	<0.45	NS	NS	NS	NS	NA	NS	NS	NS	<0.23	<0.28	<0.34	<0.21	ND	NS	1.7	0
MW-22	6/20/2008		NS	<0.31	NS	NS	NS	<0.65	<0.35	<0.41	NA	<0.26	<0.46	NS	<0.52	<0.35	<0.45	NS	NS	NS	NS	NA	NS	NS	NS	<0.29	<0.35	<0.29	<0.21	ND	NS	0	0
MW-22	9/25/2008		NS	<0,14	NS	NS	NS	<0,25	<0,32	<0,49	NA	<0,50	<0,45	NS	<0,61	<0,25	<0,48	NS	NS	NS	NS	NA	NS	NS	NS	<0,29	<0,35	<0,29	<0,21	ND	NS	0	0
MW-22	12/15/2008		NS	<0.14	<1.5	NS	NS	<0.25	0.66	<0.49	NA	<0.50	<0.45	NS	<0.61	<0.25	<0.48	NS	NS	NS	NS	NA	NS	NS	NS	<0.2	<0.27	<0.2	NS	ND	NS	0.7	0
MW-22	3/30/2009		NS	<0.38	NS	NS	NS	<0.53	<0.36	<0.34	NA	<0.38	<0.28	NS	<0.3	<0.71	<0.49	NS	NS	NS	NS	NA	NS	NS	NS	1.4	4	0.58	<0.26	3.5	NS	0	9.5
MW-22	7/10/2009		NS	<0.75	NS	NS	NS	<0.41	<0.43	<0.47	NA	<0.39	<0.57	NS	<0.48	<0.22	<0.63	NS	NS	NS	NS	NA	NS	NS	NS	<0.20	<0.27	<0.20	<0.38	ND	NS	0.48	0
MW-22	9/30/2009		NS	<0.38	NS	NS	NS	<0.53	<0.36	<0.34	NA	<0.38	<0.28	NS	<0.30	<0.71	<0.49	NS	NS	NS	NS	NA	NS	NS	NS	<0.27	<0.35	<0.28	<0.23	ND	NS	1.1	0
MW-22	12/10/2009		NS	<0.13	NS	NS	NS	<0.23	<0.31	<0.46	NA	<0.56	<0.41	NS	<0.58	<0.26	<0.44	NS	NS	NS	NS	NA	NS	NS	NS	<0.050	<0.053	<0.10	<0.12	ND	NS	0	0
MW-22	3/6/2010		NS	<0.091	NS	NS	NS	<0.070	<0.099	<0.11	NA	<0.13	<0.15	NS	<0.083	<0.20	<0.28	NS	NS	NS	NS	NA	NS	NS	NS	<0.35	<0.43	<0.43	<0.26	ND	NS	0	0
MW-22	5/29/2010		NS	<0.75	NS	NS	NS	<0.41	<0.43	<0.47	NA	<0.39	<0.57	NS	<0.48	<0.22	<0.63	NS	NS	NS	NS	NA	NS	NS	NS	<0.21	<0.2	<0.2	<0.25	ND	NS	0	0
MW-22	8/4/2010		NS	<0.67	NS	NS	NS	<2.0	<0.44	<0.34	NA	<0.24	<0.4	NS	<0.28	<0.24	<0.78	NS	NS	NS	NS	NA	NS	NS	NS	<0.21	<0.2	<0.2	<0.25	ND	NS	0.8	0
MW-22	10/15/2010		NS	<0.67	NS	NS	NS	<2.0	<0.44	<0.34	NA	<0.24	<0.4	NS	<0.28	<0.24	<0.78	NS	NS	NS	NS	NA	NS	NS	NS	<0.20	<0.20	<0.20	<0.34	ND	NS	0	0
MW-22	2/28/2011		NS	<0.50	NS	NS	NS	<2.0	<0.25	<0.35	NA	<0.26	<0.50	NS	<0.22	<0.20	<0.50	NS	NS	NS	NS	NA	NS	NS	NS	<0.20	<0.20	<0.20	<0.34	ND	NS	0	0
MW-22	5/27/2011		NS	<0.50	NS	NS	NS	<2.0	<0.25	<0.35	NA	<0.26	<0.50	NS	<0.22	<0.20	<0.50	NS	NS	NS	NS	NA	NS	NS	NS	<0.2	<0.2	<0.2	<0.34	ND	NS	0	0
MW-22	8/24/2011		NS	<0,5	NS	NS	NS	<2,0	<0,25	<0,35	NA	<0,26	<0,5	NS	<0,22	<0,2	<0,5	NS	NS	NS	NS	NA	NS	NS	NS	<0,2	<0,2	<0,2	<0,34	ND	NS	0	0
MW-22	11/15/2011		NS	<0,5	NS	NS	NS	<2,0	<0,25	<0,35	NA	<0,26	<0,5	NS	<0,22	<0,2	<0,5	NS	NS	NS	NS	NA	NS	NS	NS	<0,2	<0,2	<0,2	<0,34	ND	NS	0	0
MW-22	2/28/2012		NS	<0,5	NS	NS	NS	<2,0	<0,25	<0,35	NA	<0,26	<0,5	NS	<0,22	<0,2	<0,5	NS	NS	NS	NS	NA	NS	NS	NS	<0,2	<0,2	<0,2	<0,34	ND	NS	0	0
MW-22	4/23/2012		NS	<0,5	NS	NS	NS	<2,0	<0,25	<0,35	NA	<0,26	<0,5	NS	<0,22	<0,2	<0,5	NS	NS	NS	NS	NA	NS	NS	NS	<0,2	<0,2	<0,2	<0,34	ND	NS	0	0
MW-22	8/20/2012		NS	<0,5	NS	NS	NS	<2,0	<0,25	<0,35	NA	<0,26	<0,5	NS	<0,22	<0,2	<0,5	NS	NS	NS	NS	NA	NS	NS	NS	<0,21	<0,2	<0,29	<0,21	ND	NS	0	0
MW-22	11/14/2012		NS	<0,5	NS	NS	NS	<2,0	<0,32	<0,23	NA	<0,31	<0,5	NS	<0,44	<0,34	<0,79	NS	NS	NS	NS	NA	NS	NS	NS	<0,21	<0,2	<0,29	<0,21	ND	NS	0	0
MW-22	11/14/2012		NS	<0,5	NS	NS	NS	<2,0	<0,32	<0,23	NA	<0,31	<0,5	NS	<0,44	<0,34	<0,79	NS	NS	NS	NS	NA	NS	NS	NS	<0,21	<0,2	<0,29	<0,21	ND	NS	0	0
MW-22	3/4/2013		NS	<0,5	NS	NS	NS	<2,0	<0,32	<0,23	NA	<0,31	<0,5	NS	<0,44	<0,34	<0,79	NS	NS	NS	NS	NA	NS	NS	NS	<0,21	<0,2	<0,29	<0,21	ND	NS	0	0
MW-22	6/10/2013		NS	<0.5	NS	NS	NS	<2.0	<0.32	<0.23	NA	<0.31	<0.5	NS	<0.44	<0.34	<0.79	NS	NS	NS	NS	NA	NS	NS	NS	<0.21	<0.2	<0.29	<0.21	ND	NS	0	0
MW-22	8/26/2013		NS	<0.5	NS	NS	NS	<2.0	<0.32	<0.23	NA	<0.31	<0.5	NS	<0.44	<0.34	<0.79	NS	NS	NS	NS	NA	NS	NS	NS	<0.21	<0.2	<0.29	<0.21	ND	NS	0	0.2
MW-22	12/12/2013		NS	<0.5	NS	NS	NS	<2.0	<0.32	<0.23	NA	<0.31	<0.5	NS	<0.44	<0.34	<0.79	NS	NS	NS	NS	NA	NS	NS	NS	<0.24	0.25	<0.28	<0.20	ND	NS	0	0.3
MW-22	3/20/2014		NS	<0.33	NS	NS	NS	<2.0	<0.26	<0.34	NA	<0.30	<0.5	NS	<0.33	<0.38	<0.54	NS	NS	NS	NS	NA	NS	NS	NS	<0.24	<0.2	<0.28	<0.20	ND	NS	0.7	0
MW-22	6/16/2014	DUP	NS	<0.33	NS	NS	NS	<2.0	<0.26	<0.34	NA	<0.30	<0.5	NS	<0.33	<0.38	<0.54	NS	NS	NS	NS	NA	NS	NS	NS	<0.24	<.02	<0.28	<0.20	ND	NS	0	0
MW-22	6/16/2014		NS	<0.33	NS	NS	NS	<2.0	<0.26	<0.34	NA	<0.30	<0.5	NS	<0.33	<0.38	<0.54	NS	NS	NS	NS	NA	NS	<5.0	<5.0	<0.50	<1.0	<1.0	NA	NA	NS	0	0
MW-22	12/10/2014		NS	<2.0	<5.0	<5.0	<5.0	<2.0	<1.0	<1.0	NA	<1.0	<1.0	NS	<1.0	<1.0	<2.0	<5.0	<5.0	<5.0	<5.0	NA	<5.0	NS	NS	<1.0	<1.0	<1.0	<1.0	ND	NS	0.6	0
MW-22	3/16/2015		NS	<2.0	NS	NS	NS	<5.0	<1.0	<1.0	NA	<1.0	<2.0	NS	<1.0	<1.0	<2.0	NS	NS	NS	NS	NA	NS	NS	NS	<1.0	<1.0	<1.0	<1.0	ND	NS	0	0
MW-22	6/6/2015		NS	<2.0	NS	NS	NS	<5.0	<1.0	<1.0	<1.0	<1.0	<2.0	NS	<1.0	<1.0	<2.0	NS	NS	NS	NS	NA	NS	NS	NS	<1.0	<1.0	<1.0	<1.0	ND	NS	0	0
MW-22	8/11/2015		NS	<2.0	NS	NS	NS	<5.0	<1.0	<1.0	<1.0	<1.0	<2.0	NS	<1.0	<1.0	<2.0	NS	NS	NS	NS	NA	NS	NS	NS	<1.0	<1.0	<1.0	<1.0	NS	NS	0	0

Appendix A
Groundwater Analytical Results - February 2003 - December 2024 (µg/L)
Perma-Fix of South Georgia Inc., Valdosta, GA

			Chlorinated and Non-Chlorinated VOCs																							Aromatic/						Total VOCs	
Sample Location	Sample Date	QA/QC Reference	Dibromomethane	Dichlorodifluoromethane (DCDFM) (difluorodichloromethane)	Hexachlorobutadiene	Isopropylbenzene	4-Isopropyltoluene (p-Isopropyltoluene)	Methylene Chloride	Tetrachloroethene (PCE)	Trans-1,2-Dichloroethene	Trans-1,3-Dichloropropene	Trichloroethene (TCE)	Trichlorofluoromethane	Vinyl Acetate	Vinyl Chloride	Bromoform	Bromomethane	Naphthalene	N-Propylbenzene	N-Butylbenzene	Sec-Butylbenzene	Tert-Butylbenzene	Styrene	1,2,4-Trimethylbenzene	1,3,5-Trimethylbenzene	Benzene	Toluene	Ethylbenzene	Methyl Tert-Butyl Ether	Total Xylenes	Heptachlor	Total Chlorinated and Non Chlorinated VOCS1	Total Aromatic/Hydrocarbon VOCs
	Current GW Standard		1 [b]	1 [b]	50 [a]	1 [b]	1 [b]	5 [a]	5 [a]	100 [a]	1 [b]	5 [a]	1 [b]	2 [b]	2 [a]	80 [a]	5 [b]	5 [b]	1 [b]	1 [b]	1 [b]	1 [b]	100 [a]	1 [b]	1 [b]	5 [a]	1000 [a]	700 [a]	5 [b]	10000 [a]	0.4 [a]	--	--
MW-22	12/15/2015		NS	<2.0	NS	NS	NS	<5.0	<1.0	<1.0	<1.0	<1.0	<2.0	NS	<1.0	<1.0	<2.0	NS	NS	NS	NS	NA	NS	NS	NS	<1.0	<1.0	<1.0	<1.0	NS	NS	0	0
MW-22	3/17/2016		NS	<2.0	NS	NS	NS	<5.0	<1.0	<1.0	<1.0	<1.0	<2.0	NS	<1.0	<1.0	<2.0	NS	NS	NS	NS	NA	NS	<1.0	<1.0	<1.0	<1.0	<1.0	<1.0	<1.0	ND	NS	0	0
MW-22	6/14/2016		<2.0	<2.0	<2.0	<1.0	<1.0	<5.0	<1.0	<1.0	<1.0	<1.0	<2.0	<10	<1.0	<1.0	<2.0	<5.0	<1.0	<1.0	<1.0	NA	<1.0	<1.0	<1.0	<1.0	<1.0	<1.0	<1.0	ND	NS	0	0
MW-22	9/21/2016		<2.0	<2.0	<2.0	<1.0	<1.0	<5.0	<1.0	<1.0	<1.0	<1.0	<2.0	<10	<1.0	<1.0	<2.0	<5.0	<1.0	<1.0	<1.0	NA	<1.0	<1.0	<1.0	<1.0	<1.0	<1.0	<1.0	ND	NS	0.2	0
MW-22	1/17/2017		<2.0	<2.0	<2.0	<1.0	<1.0	<5.0	<1.0	<1.0	<1.0	<1.0	<2.0	<10	<1.0	<1.0	<2.0	<5.0	<1.0	<1.0	<1.0	NA	<1.0	<1.0	<1.0	<1.0	<1.0	<1.0	<1.0	ND	NS	0	0
MW-22	3/21/2017		<2.0	<2.0	<2.0	<1.0	<1.0	<5.0	<1.0	<1.0	<1.0	<1.0	<2.0	<10	<1.0	<1.0	<2.0	<5.0	<1.0	<1.0	<1.0	<1.0	<1.0	<1.0	<1.0	<1.0	<1.0	<1.0	<1.0	ND	NS	0	0
MW-22	6/28/2017		<2.0	<2.0	<2.0	<1.0	<1.0	<5.0	<1.0	<1.0	<1.0	<1.0	<2.0	<10	<1.0	<1.0	<2.0	<5.0	<1.0	<1.0	<1.0	<1.0	<1.0	<1.0	<1.0	<1.0	<1.0	<1.0	<1.0	ND	NS	0	0
MW-22	1/9/2018	DUP	<2.0	<2.0	<2.0	<1.0	<1.0	<5.0	<1.0	<1.0	<1.0	<1.0	<2.0	<10	<1.0	<1.0	<2.0	<5.0	<1.0	<1.0	<1.0	<1.0	<1.0	<1.0	<1.0	<1.0	<1.0	<1.0	<1.0	ND	NS	0	0
MW-22	1/9/2018		<2.0	<2.0	<2.0	<1.0	<1.0	<5.0	<1.0	<1.0	<1.0	<1.0	<2.0	<10	<1.0	<1.0	<2.0	<5.0	<1.0	<1.0	<1.0	<1.0	<1.0	<1.0	<1.0	<1.0	<1.0	<1.0	<1.0	ND	NS	0	0
MW-22	3/13/2018		<2.0	<2.0	<2.0	<1.0	<1.0	<5.0	<1.0	<1.0	<1.0	<1.0	<2.0	<10	<1.0	<1.0	<2.0	<5.0	<1.0	<1.0	<1.0	<1.0	<1.0	<1.0	<1.0	<1.0	<1.0	<1.0	<1.0	ND	NS	0	0
MW-22	6/26/2018		<2.0	<2.0	<2.0	<1.0	<1.0	<5.0	<1.0	<1.0	<1.0	<1.0	<2.0	<10	<1.0	<1.0	<2.0	<5.0	<1.0	<1.0	<1.0	<1.0	<1.0	<1.0	<1.0	<1.0	<1.0	<1.0	<1.0	ND	NS	0	0
MW-22	10/16/2018		<2.0	<2.0	<2.0	<1.0	<1.0	<5.0	<1.0	<1.0	<1.0	<1.0	<2.0	<10	<1.0	<1.0	<2.0	<5.0	<1.0	<1.0	<1.0	<1.0	<1.0	<1.0	<1.0	<1.0	<1.0	<1.0	<1.0	ND	NS	0	0
MW-22	1/21/2019		<2.0	<2.0	<2.0	<1.0	<1.0	<5.0	<1.0	<1.0	<1.0	<1.0	<2.0	<10	<1.0	<1.0	<2.0	<5.0	<1.0	<1.0	<1.0	<1.0	<1.0	<0.2	<0.2	<0.2	<0.2	<0.3	<0.2	ND	NS	0	0
MW-22	4/22/2019		<2.0	<2.0	<2.0	<1.0	<1.0	<5.0	<1.0	<1.0	<1.0	<1.0	<2.0	<10	<1.0	<1.0	<2.0	<5.0	<1.0	<1.0	<1.0	<1.0	<1.0	NS	NS	<0.2	<0.2	<0.3	NS	NS	NS	0	0
MW-22	7/30/2019		<2.0	<2.0	<2.0	<1.0	<1.0	<5.0	<1.0	<1.0	<1.0	<1.0	<2.0	<10	<1.0	<1.0	<2.0	<5.0	<1.0	<1.0	<1.0	<1.0	<1.0	<1.0	<1.0	<1.0	<1.0	<1.0	<1.0	ND	NS	0	0
MW-22	10/28/2019		<2.0	<2.0	<2.0	<1.0	<1.0	<5.0	<1.0	<1.0	<1.0	<1.0	<2.0	<10	<1.0	<1.0	<2.0	<5.0	<1.0	<1.0	<1.0	<1.0	<1.0	<1.0	<1.0	<1.0	<1.0	<1.0	<1.0	ND	NS	0	0
MW-22	1/22/2020		<2.0	<2.0	<2.0	<1.0	<1.0	<5.0	<1.0	<1.0	<1.0	<1.0	<2.0	<10	<1.0	<1.0	<1.0	<5.0	<1.0	<1.0	<1.0	<1.0	<1.0	<1.0	<1.0	<1.0	<1.0	<1.0	<1.0	ND	NS	0	0
MW-22	10/20/2020		<2.0	<2.0	<2.0	<1.0	<1.0	<5.0	<1.0	<1.0	<1.0	<1.0	<2.0	<10	<1.0	<1.0	<2.0	<5.0	<1.0	<1.0	<1.0	<1.0	<1.0	<1.0	<1.0	<1.0	<1.0	<1.0	<1.0	ND	NS	0	0
MW-22	4/21/2021		<2.0	<2.0	<2.0	<1.0	<1.0	<5.0	<1.0	<1.0	<1.0	<1.0	<2.0	NS	<1.0	<1.0	<2.1	<5.0	<1.0	<1.0	<1.0	<1.0	<1.0	<1.0	<1.0	<1.0	<1.0	<1.0	<1.0	ND	NS	0	0
MW-22	12/14/2021		<2.0	<2.0	<2.0	<1.0	<1.0	<5.0	<1.0	<1.0	<1.0	<1.0	<2.0	<10	<1.0	<1.0	<5.0	<5.0	<1.0	<1.0	<1.0	<1.0	<1.0	<1.0	<1.0	<1.0	<1.0	<1.0	<1.0	ND	NS	0	0
MW-22	5/18/2022		<2.0	<2.0	<2.0	<1.0	<1.0	<5.0	<1.0	<1.0	<1.0	<1.0	<2.0	<10	<1.0	<1.0	<5.0	<5.0	<1.0	<1.0	<1.0	<1.0	<1.0	<1.0	<1.0	<1.0	<1.0	<1.0	<1.0	ND	NS	0	0
MW-22	11/8/2022		<2.0	<2.0	<2.0	<1.0	<1.0	<5.0	<1.0	<1.0	<1.0	<1.0	<2.0	<10	<1.0	<1.0	<5.0	<5.0	<1.0	<1.0	<1.0	<1.0	<1.0	<1.0	<1.0	<1.0	<1.0	<1.0	<1.0	ND	NS	0	0
MW-22	4/19/2023		<2.0	<2.0	<2.0	<1.0	<1.0	<5.0	<1.0	<1.0	<1.0	<1.0	<2.0	<10	<1.0	<1.0	<5.0	<5.0	<1.0	<1.0	<1.0	<1.0	<1.0	<1.0	<1.0	<1.0	<1.0	<1.0	<1.0	ND	ND	0	0
MW-22	11/7/2023		<2.0	<2.0	<2.0	<1.0	<1.0	<5.0	<1.0	<1.0	<1.0	<1.0	<2.0	<10	<1.0	<1.0	<5.0	<5.0	<1.0	<1.0	<1.0	<1.0	<1.0	<1.0	<1.0	<1.0	<1.0	<1.0	<1.0	ND	ND	0	0
MW-22	4/30/2024		<1.0	<1.0	<5.0	<1.0	<1.0	<5.0	<1.0	<1.0	<1.0	<1.0	<1.0	<2.0	<1.0	<1.0	<5.0	<5.0	<1.0	<1.0	<1.0	<1.0	<1.0	<1.0	<1.0	<1.0	<1.0	<1.0	<5.0	ND	ND	0	0
MW-23	7/26/2006		NS	<0.3	<0.4	<0.1	<0.5	<2.0	<0.3	<0.2	NA	1.1	<0.3	NS	<0.4	<0.2	<0.6	<0.3	<0.3	<0.3	<0.2	NA	<0.1	NS	NS	<0.2	<0.2	<0.3	NS	NS	NS	1.8	0
MW-23	8/30/2007		NS	NS	NS	NS	NS	<2.0	<0.3	NS	NA	<0.3	NS	NS	<0.4	NS	NS	NS	NS	NS	NS	NA	NS	NS	NS	<0.2	<0.3	<0.3	<0.2	ND	NS	0	0
MW-23	12/20/2007		NS	<0.3	NS	NS	NS	<0.7	<0.4	<0.4	NA	<0.3	<0.5	NS	<0.5	<0.4	<0.5	NS	NS	NS	NS	NA	NS	NS	NS	<0.23	<0.28	<0.34	NS	ND	NS	0	0
MW-23	3/18/2008		NS	<0.31	NS	NS	NS	1.7	<0.35	<0.41	NA	<0.26	<0.46	NS	<0.52	<0.35	<0.45	NS	NS	NS	NS	NA	NS	NS	NS	<0.23	<0.28	<0.34	<0.21	ND	NS	1.7	0
MW-23	6/20/2008		NS	<0.31	NS	NS	NS	<0.65	0.41	<0.41	NA	<0.26	<0.46	NS	<0.52	<0.35	<0.45	NS	NS	NS	NS	NA	NS	NS	NS	<0.29	<0.35	<0.29	<0.21	ND	NS	1.3	0
MW-23	9/15/2008		NS	<0.14	NS	NS	NS	<0.25	<0.32	<0.49	NA	<0.50	<0.45	NS	<0.61	<0.25	<0.48	NS	NS	NS	NS	NA	NS	NS	NS	<0.29	<0.35	<0.29	<0.21	ND	NS	0	0
MW-23	12/15/2008		NS	<0.14	<1.5	NS	NS	<0.25	1.1	<0.49	NA	1.2	<0.45	NS	<0.61	<0.25	<0.48	NS	NS	NS	NS	NA	NS	NS	NS	<0.2	<0.27	<0.2	NS	ND	NS	2.8	0
MW-23	3/30/2009		NS	<0.38	NS	NS	NS	<0.53	<0.36	<0.34	NA	<0.38	<0.28	NS	<0.3	<0.71	<0.49	NS	NS	NS	NS	NA	NS	NS	NS	<0.35	0.46	<0.43	<0.26	0.44	NS	0	0.9
MW-23	7/10/2009		NS	<0.75	NS	NS	NS	<0.41	<0.43	<0.47	NA	<0.39	<0.57	NS	<0.48	<0.22	<0.63	NS	NS	NS	NS	NA	NS	NS	NS	<0.20	<0.27	<0.20	<0.38	ND	NS	0	0
MW-23	9/30/2009		NS	<0.38	NS	NS	NS	<0.53	<0.36	<0.34	NA	<0.38	<0.28	NS	<0.30	<0.71	<0.49	NS	NS	NS	NS	NA	NS	NS	NS	<0.27	8.4	3.4	<0.23	21	NS	1	32.9
MW-23	12/10/2009		NS	<0.13	NS	NS	NS	<0.23	<0.31	<0.46	NA	<0.56	<0.41	NS	<0.58	<0.26	<0.44	NS	NS	NS	NS	NA	NS	NS	NS	<0.050	<0.053	<0.10	<0.12	ND	NS	0	0
MW-23	3/6/2010	DUP	NS	<0.091	NS	NS	NS	0.42	<0.099	<0.11	NA	<0.13	<0.15	NS	<0.083	<0.20	<0.28	NS	NS	NS	NS	NA	NS	NS	NS	<0.050	<0.053	<0.10	<0.12	ND	NS	0.4	0
MW-23	3/6/2010		NS	<0.091	NS	NS	NS	<0.070	<0.099	<0.11	NA	<0.13	<0.15	NS	<0.083	<0.20	<0.28	NS	NS	NS	NS	NA	NS	NS	NS	<0.35	<0.43	<0.43	<0.26	ND	NS	0	0
MW-23	5/29/2010	DUP	NS	<0.75	NS	NS	NS	<0.41	<0.43	<0.47	NA	<0.39	<0.57	NS	<0.48	<0.22	<0.63	NS	NS	NS	NS	NA	NS	NS	NS	<0.35	<0.43	<0.43	<0.26	ND	NS	0	0
MW-23	5/29/2010		NS	<0.75	NS	NS	NS	<0.41	<0.43	<0.47	NA	<0.39	<0.57	NS	<0.48	<0.22	<0.63	NS	NS	NS	NS	NA	NS	NS	NS	<0.21	<0.2	<0.2	<0.25	ND	NS	0	0
MW-23	8/4/2010		NS	<0.67	NS	NS	NS	<2.0	<0.44	<0.34	NA	<0.24	<0.4	NS	<0.28	<0.24	<0.78	NS	NS	NS	NS	NA	NS	NS	NS	<0.21	<0.2	<0.2	<0.25	ND	NS	0.8	0
MW-23	10/15/2010		NS	<0.67	NS	NS	NS	<2.0	<0.44	<0.34	NA	<0.24	<0.4	NS	<0.28	<0.24	<0.78	NS	NS	NS	NS	NA	NS	NS	NS	<0.20	<0.20	<0.20	<0.34	ND	NS	0	0
MW-23	2/28/2011		NS	<0.50	NS	NS	NS	<2.0	<0.25	<0.35	NA	<0.26	<0.50	NS	<0.22	<0.20	<0.50	NS	NS	NS	NS	NA	NS	NS	NS	<0.20	<0.20	<0.20	<0.34	ND	NS	0	0
MW-23	5/27/2011		NS	<0.50	NS	NS	NS	<2.0	<0.25	<0.35	NA	<0.26	<0.50	NS	<0.22	<0.20	<0.50	NS	NS	NS	NS	NA	NS	NS	NS	<0.2	<0.2	<0.2	<0.34	ND	NS	0.48	0
MW-23	8/24/2011		NS	<0.5	NS	NS	NS	<2.0	<0.25	<0.35	NA	<0.26	<0.5	NS	<0.22	<0.2	<0.5	NS	NS	NS	NS	NA	NS	NS	NS	<0.2	<0.2	<0.2	<0.34	ND	NS	0.4	0
MW-23	11/15/2011		NS	<0.5	NS	NS	NS	<2.0	<0.25	<0.35	NA	<0.26	<0.5	NS	<0.22	<0.2	<0.5	NS	NS	NS	NS	NA	NS	NS	NS	<0.2	<0.2	<0.2	<0.34	ND	NS	0	0
MW-23	2/28/2012		NS	<0.5	NS	NS	NS	<2.0	<0.25	<0.35	NA	<0.26	<0.5	NS	<0.22	<0.2	<0.5	NS	NS	NS	NS	NA	NS	NS	NS	<0.2	<0.2	<0.2	<0.34	ND	NS	0	0
MW-23	4/23/2012	DUP	NS	<0.5	NS	NS	NS	<2.0	<0.25	<0.35	NA	<0.26	<0.5	NS	<0.22	<0.2	<0.5	NS	NS	NS	NS	NA	NS	NS	NS	<0.2	<0.2	<0.2	<0.34	ND	NS	0.2	0
MW-23	4/23/2012		NS	<0.5	NS	NS	NS	<2.0	<0.25	<0.35	NA	<0.26	<0.5	NS	<0.22	<0.2	<0.5	NS	NS	NS	NS	NA	NS	NS	NS	<0.2	<0.2	<0.2	<0.34	ND	NS	0	0
MW-23	8/20/2012	DUP	NS	<0.5	NS	NS	NS	<2.0	<0.25	<0.35	NA	<0.26	<0.5	NS	<0.22	<0.2	<0.5	NS	NS	NS	NS	NA	NS	NS	NS	<0.2	<0.2	<0.2	<0.34	ND	NS	0	0
MW-23	8/20/2012		NS	<0.5	NS	NS	NS	<2.0	<0.25	<0.35	NA	<0.26	<0.5	NS	<0.22	<0.2	<0.5	NS	NS	NS	NS	NA	NS	NS	NS	<0.21	<0.2	<0.29	<0.21	ND	NS	0	0
MW-23	11/14/2012		NS	<0.5	NS	NS	NS	<2.0	<0.32	<0.23	NA	<0.31	<0.5	NS	<0.44	<0.34	<0.79	NS	NS	NS	NS	NA	NS	NS	NS	<0.21	<0.2	<0.29	<0.21	ND	NS	0	0
MW-23	3/4/2013		NS	<0.5	NS	NS	NS	<2.0	<0.32	<0.23	NA	<0.31	<0.5	NS	<0.44	<0.34	<0.79	NS	NS	NS	NS	NA	NS	NS	NS	<0.21	<0.2	<0.29	<0.21	ND	NS	0	0
MW-23	6/11/2013		NS	<0.5	NS	NS	NS	<2.0	<0.32	<0.23	NA	<0.31	<0.5	NS	<0.44	<0.34	<0.79	NS	NS	NS	NS	NA	NS	NS	NS	<0.21	<0.2	<0.29	<0.21	ND	NS	0	0
MW-23	8/26/2013		NS	<0.5	NS	NS	NS	<2.0	<0.32	<0.23	NA	<0.31	<0.5	NS	<0.44	<0.34	<0.79	NS	NS	NS	NS	NA	NS	NS	NS	<0.21	0.31	<0.29	<0.21	ND	NS	0	0.3
MW-23	12/13/2013		NS	<0.5	NS	NS	NS	<2.0	<0.32	<0.23	NA	<0.31	<0.5	NS	<0.44	<0.34	<0.79	NS	NS	NS	NS	NA	NS	NS	NS	<0.24	0.24	<0.28	<0.20	ND	NS	0	0.2
MW-23	3/20/2014		NS	<0.33	NS	NS	NS	<2.0	<0.26	<0.34	NA	<0.30	<0.5	NS	<0.33	<0.38	<0.54	NS	NS	NS	NS	NA	NS	NS	NS	<0.24	<0.20	<0.28	<0.20	ND	NS	0.7	0
MW-23	6/17/2014		NS	<0.33	NS	NS	NS	<2.0	<0.26	<0.34	NA	<0.30	<0.5	NS	<0.33	<0.38	<0.54	NS	NS	NS	NS	NA	NS	<5.0	<5.0	<0.50	<1.0	<1.0	NA	NA	NS	0	0
MW-23	12/11/2014		NS	<2.0	<5.0	<5.0	<5.0	<2.0	<1.0	<1.0	NA	<1.0	<1.0	NS	<1.0	<1.0	<2.0	<5.0	<5.0	<5.0	<5.0	NA	<5.0	NS	NS	<1.0	<1.0	<1.0	<1.0	NS	NS	0	0
MW-23	3/15/2015		NS	<2.0	NS	NS	NS	<5.0	<1.0	<1.0	NA	<1.0	<2.0	NS	<1.0	<1.0	<2.0	NS	NS	NS	NS	NA	NS	NS	NS	<1.0	<1.0	<1.0	<1.0	NS	NS	1.2	0
MW-23	6/6/2015		NS	<2.0	NS	NS	NS	<5.0	<1.0	<1.0	<1.0	<1.0	<2.0	NS	<1.0	<1.0	<2.0	NS	NS	NS	NS	NA	NS	NS	NS	<1.0	<1.0	<1.0	<1.0	NS	NS	1.5	0
MW-23	8/12/2015		NS	<2.0	NS	NS	NS	<5.0	<1.0	<1.0	<1.0	<1.0	<2.0	NS	<1.0	<1.0	<2.0	NS	NS	NS	NS	NA	NS	NS	NS	<1.0	<1.0	<1.0	<1.0	NS	NS	0	0
MW-23	12/16/2015		NS	<2.0	NS	NS	NS	<5.0	<1.0	<1.0	<1.0	<1.0	<2.0	NS	<1.0	<1.0	<2.0	NS	NS	NS	NS	NA	NS	NS	NS	<1.0	<1.0	<1.0	<1.0	NS	NS	0	0
MW-23	3/18/2016		NS	<2.0	NS	NS	NS	<5.0	<1.0	<1.0	<1.0	<1.0	<2.0	NS	<1.0	<1.0	<2.0	NS	NS	NS	NS	NA	NS	<1.0	<1.0	<1.0	<1.0	<1.0	<1.0	<1.0	ND	NS	0	0
MW-23	6/14/2016		<2.0	<2.0	<2.0	<1.0	<1.0	<5.0	<1.0	<1.0	<1.0	<1.0	<2.0	<10	<1.0	<1.0	<2.0	<5.0	<1.0	<1.0	<1.0	NA	<1.0	<1.0	<1.0	<1.0	<1.0	<1.0	<1.0	ND	NS	0.5	0
MW-23	9/21/2016		<2.0	<2.0	<2.0	<1.0	<1.0	<5.0	<1.0	<1.0	<1.0	<1.0	<2.0	<10	<1.0	<1.0	<2.0	<5.0	<1.0	<1.0	<1.0	NA	<1.0	<1.0	<1.0	<1.0	<1.0	<1.0	<1.0	ND	NS	0	0
MW-23	1/18/2017	DUP	<2.0	<2.0	<2.0	<1.0	<1.0	<5.0	<1.0	<1.0	<1.0	<1.0	<2.0	<10	<1.0	<1.0	<2.0	<5.0	<1.0	<1.0	<1.0	NA	<1.0	<1.0	<1.0	<1.0	<1.0	<1.0	<1.0	ND	NS	0.26	0
MW-23	1/18/2017		<2.0	<2.0	<2.0	<1.0	<1.0	<5.0	<1.0	<1.0	<1.0	<1.0	<2.0	<10	<1.0	<1.0	<2.0	<5.0	<1.0	<1.0	<1.0	NA	<1.0	<1.0	<1.0	<1.0	<1.0	<1.0	<1.0	ND	NS	0.25	0
MW-23	3/22/2017		<2.0	<2.0	<2.0	<1.0	<1.0	<5.0	<1.0	<1.0	<1.0	0.45	<2.0	<10	<1.0	<1.0	<2.0	<5.0	<1.0	<1.0	<1.0	<1.0	<1.0	<1.0	<1.0	<1.0	<1.0	<1.0	<1.0	ND	NS	2.05	0
MW-23	6/29/2017		<2.0	<2.0	<2.0	<1.0	<1.0	<5.0	<1.0	<1.0	<1.0	<1.0	<2.0	<10	<1.0	<1.0	<2.0	<5.0	<1.0	<1.0	<1.0	<1.0	<1.0	<1.0	<1.0	<1.0	<1.0	<1.0	<1.0	ND	NS	1.2	0.3
MW-23	9/19/2017		<2.0	<2.0	<2.0	<1.0	<1.0	<5.0	<1.0	<1.0	<1.0	<1.0	<2.0	<10	<1.0	<1.0	<2.0	<5.0	<1.0	<1.0	<1.0	<1.0	<1.0	<1.0	<1.0	<1.0	<1.0	<1.0	<1.0	ND	NS	0.64	0

Appendix A
Groundwater Analytical Results - February 2003 - December 2024 (µg/L)
Perma-Fix of South Georgia Inc., Valdosta, GA

			Chlorinated and Non-Chlorinated VOCs																									Aromatic/						Total VOCs	
Sample Location	Sample Date	QA/QC Reference	Dibromomethane	Dichlorodifluoromethane (DCDFM) (difluorodichloromethane)	Hexachlorobutadiene	Isopropylbenzene	4-Isopropyltoluene (p-Isopropyltoluene)	Methylene Chloride	Tetrachloroethene (PCE)	Trans-1,2-Dichloroethene	Trans-1,3-Dichloropropene	Trichloroethene (TCE)	Trichlorofluoromethane	Vinyl Acetate	Vinyl Chloride	Bromoform	Bromomethane	Naphthalene	N-Propylbenzene	N-Butylbenzene	Sec-Butylbenzene	Tert-Butylbenzene	Styrene	1,2,4-Trimethylbenzene	1,3,5-Trimethylbenzene	Benzene	Toluene	Ethylbenzene	Methyl Tert-Butyl Ether	Total Xylenes	Heptachlor	Total Chlorinated and Non Chlorinated VOCs1	Total Aromatic/Hydrocarbon VOCs
	Current GW Standard		1 [b]	1 [b]	50 [a]	1 [b]	1 [b]	5 [a]	5 [a]	100 [a]	1 [b]	5 [a]	1 [b]	2 [b]	2 [a]	80 [a]	5 [b]	5 [b]	1 [b]	1 [b]	1 [b]	1 [b]	100 [a]	1 [b]	1 [b]	5 [a]	1000 [a]	700 [a]	5 [b]	10000 [a]	0.4 [a]	--	--
MW-23	1/9/2018		<2.0	<2.0	<2.0	<1.0	<1.0	<5.0	<1.0	<1.0	<1.0	<1.0	<2.0	<10	<1.0	<1.0	<2.0	<5.0	<1.0	<1.0	<1.0	<1.0	<1.0	<1.0	<1.0	<1.0	<1.0	<1.0	<1.0	ND	NS	1.1	0
MW-23	3/13/2018	DUP	<2.0	<2.0	<2.0	<1.0	<1.0	<5.0	<1.0	<1.0	<1.0	<1.0	<2.0	<10	<1.0	<1.0	<2.0	<5.0	<1.0	<1.0	<1.0	<1.0	<1.0	<1.0	<1.0	<1.0	<1.0	<1.0	<1.0	ND	NS	0	0
MW-23	3/13/2018		<2.0	<2.0	<2.0	<1.0	<1.0	<5.0	<1.0	<1.0	<1.0	<1.0	<2.0	<10	<1.0	<1.0	<2.0	<5.0	<1.0	<1.0	<1.0	<1.0	<1.0	<1.0	<1.0	<1.0	<1.0	<1.0	<1.0	ND	NS	0	0
MW-23	6/26/2018		<2.0	<2.0	<2.0	<1.0	<1.0	<5.0	<1.0	<1.0	<1.0	<1.0	<2.0	<10	<1.0	<1.0	<2.0	<5.0	<1.0	<1.0	<1.0	<1.0	<1.0	<1.0	<1.0	<1.0	<1.0	<1.0	<1.0	ND	NS	0.9	0
MW-23	10/17/2018		<2.0	<2.0	<2.0	<1.0	<1.0	<5.0	<1.0	<1.0	<1.0	<1.0	<2.0	<10	<1.0	<1.0	<2.0	<5.0	<1.0	<1.0	<1.0	<1.0	<1.0	<1.0	<1.0	<1.0	<1.0	<1.0	<1.0	ND	NS	0	0
MW-23	1/22/2019		<2.0	<2.0	<2.0	<1.0	<1.0	<5.0	<1.0	<1.0	<1.0	<1.0	<2.0	<10	<1.0	<1.0	<2.0	<5.0	<1.0	<1.0	<1.0	<1.0	<1.0	<1.0	<1.0	<1.0	<1.0	<1.0	<1.0	ND	NS	0	0
MW-23	4/23/2019		<2.0	<2.0	<2.0	<1.0	<1.0	<5.0	<1.0	<1.0	<1.0	<1.0	<2.0	<10	<1.0	<1.0	<2.0	<5.0	<1.0	<1.0	<1.0	<1.0	<1.0	<0.2	<0.2	<0.2	<0.2	<0.3	<0.2	ND	NS	0	0
MW-23	7/30/2019		<2.0	<2.0	<2.0	<1.0	<1.0	<5.0	<1.0	<1.0	<1.0	<1.0	<2.0	<10	<1.0	<1.0	<2.0	<5.0	<1.0	<1.0	<1.0	<1.0	<1.0	<1.0	<1.0	<1.0	<1.0	<1.0	<1.0	ND	NS	0	0
MW-23	10/30/2019		<2.0	<2.0	<2.0	<1.0	<1.0	<5.0	<1.0	<1.0	<1.0	<1.0	<2.0	<10	<1.0	<1.0	<2.0	<5.0	<1.0	<1.0	<1.0	<1.0	<1.0	<1.0	<1.0	<1.0	<1.0	<1.0	<1.0	ND	NS	0	0
MW-23	1/22/2020		<2.0	<2.0	<2.0	<1.0	<1.0	<5.0	<1.0	<1.0	<1.0	<1.0	<2.0	<10	<1.0	<1.0	<1.0	<5.0	<1.0	<1.0	<1.0	<1.0	<1.0	<1.0	<1.0	<1.0	<1.0	<1.0	<1.0	ND	NS	0	0
MW-23	1/22/2020	DUP	<2.0	<2.0	<2.0	<1.0	<1.0	<5.0	<1.0	<1.0	<1.0	<1.0	<2.0	<10	<1.0	<1.0	<1.0	<5.0	<1.0	<1.0	<1.0	<1.0	<1.0	<1.0	<1.0	<1.0	<1.0	<1.0	<1.0	ND	NS	0	0
MW-23	10/20/2020		<2.0	<2.0	<2.0	<1.0	<1.0	<5.0	0.42 J	<1.0	<1.0	<1.0	<2.0	<10	<1.0	<1.0	<2.0	<5.0	<1.0	<1.0	<1.0	<1.0	<1.0	<1.0	<1.0	<1.0	<1.0	<1.0	<1.0	ND	NS	0.42	0
MW-23	12/14/2021	DUP	<2.0	<2.0	<2.0	<1.0	<1.0	<5.0	<1.0	<1.0	<1.0	<1.0	<2.0	<10	<1.0	<1.0	<5.0	<5.0	<1.0	<1.0	<1.0	<1.0	<1.0	<1.0	<1.0	<1.0	<1.0	<1.0	<1.0	ND	NS	0	0
MW-23	12/14/2021		<2.0	<2.0	<2.0	<1.0	<1.0	<5.0	<1.0	<1.0	<1.0	<1.0	<2.0	<10	<1.0	<1.0	<5.0	<5.0	<1.0	<1.0	<1.0	<1.0	<1.0	<1.0	<1.0	<1.0	<1.0	<1.0	<1.0	ND	NS	0	0
MW-23	11/8/2022		<2.0	<2.0	<2.0	<1.0	<1.0	<5.0	<1.0	<1.0	<1.0	<1.0	<2.0	<10	<1.0	<1.0	<5.0	<5.0	<1.0	<1.0	<1.0	<1.0	<1.0	<1.0	<1.0	<1.0	<1.0	<1.0	<1.0	ND	NS	0	0
MW-23	11/8/2023		<2.0	<2.0	<2.0	<1.0	<1.0	<5.0	<1.0	<1.0	<1.0	<1.0	<2.0	<10	<1.0	<1.0	<5.0	<5.0	<1.0	<1.0	<1.0	<1.0	<1.0	<1.0	<1.0	<1.0	<1.0	<1.0	<1.0	ND	ND	0	0
MW-29	7/26/2006		NS	<0.3	<0.4	<0.1	<0.5	<2.0	0.7	<0.2	NA	0.6	<0.3	NS	<0.4	<0.2	<0.6	<0.3	<0.3	<0.3	<0.2	NA	<0.1	NS	NS	<0.2	<0.2	<0.3	NS	NS	NS	45.3	0
MW-29	8/30/2007		NS	NS	NS	NS	NS	<2.0	0.6	NS	NA	<0.3	NS	NS	<0.4	NS	NS	NS	NS	NS	NS	NA	NS	NS	NS	<0.2	<0.3	<0.3	<0.2	ND	NS	34.6	0
MW-29	12/20/2007		NS	<0.3	NS	NS	NS	<0.7	1.1	<0.4	NA	<0.3	<0.5	NS	<0.5	<0.4	<0.5	NS	NS	NS	NS	NA	NS	NS	NS	<0.23	<0.28	<0.34	NS	ND	NS	42.1	0
MW-29	3/18/2008		NS	<0.31	NS	NS	NS	1.7	1.6	<0.41	NA	<0.26	<0.46	NS	<0.52	<0.35	<0.45	NS	NS	NS	NS	NA	NS	NS	NS	<0.23	<0.28	<0.34	<0.21	ND	NS	45.3	0
MW-29	6/20/2008		NS	<0.31	NS	NS	NS	<0.65	1.1	<0.41	NA	<0.26	<0.46	NS	<0.52	<0.35	<0.45	NS	NS	NS	NS	NA	NS	NS	NS	<0.29	<0.35	<0.29	<0.21	ND	NS	37.1	0
MW-29	9/24/2008		NS	<0.14	NS	NS	NS	<0.25	1.4	<0.49	NA	<0.50	<0.45	NS	<0.61	<0.25	<0.48	NS	NS	NS	NS	NA	NS	NS	NS	<0.29	<0.35	<0.29	<0.21	ND	NS	51.4	0
MW-29	12/15/2008		NS	<0.14	<1.5	NS	NS	<0.25	1.7	<0.49	NA	<0.50	<0.45	NS	<0.61	<0.25	<0.48	NS	NS	NS	NS	NA	NS	NS	NS	<0.2	<0.27	<0.2	NS	ND	NS	30.7	0
MW-29	3/30/2009		NS	<0.38	NS	NS	NS	<0.53	1.1	<0.34	NA	<0.38	<0.28	NS	<0.3	<0.71	<0.49	NS	NS	NS	NS	NA	NS	NS	NS	<0.35	<0.43	<0.43	<0.26	ND	NS	30.1	0
MW-29	7/10/2009		NS	<0.75	NS	NS	NS	<0.41	1.7	<0.47	NA	<0.39	<0.57	NS	<0.48	<0.22	<0.63	NS	NS	NS	NS	NA	NS	NS	NS	<0.20	<0.27	<0.20	<0.38	ND	NS	19.7	0
MW-29	9/30/2009		NS	<0.38	NS	NS	NS	<0.53	1.5	<0.34	NA	<0.38	<0.28	NS	<0.30	<0.71	<0.49	NS	NS	NS	NS	NA	NS	NS	NS	<0.27	0.49	<0.28	<0.23	ND	NS	26.46	0.49
MW-29	12/10/2009		NS	<0.13	NS	NS	NS	<0.23	1.2	<0.46	NA	<0.56	<0.41	NS	<0.58	<0.26	<0.44	NS	NS	NS	NS	NA	NS	NS	NS	<0.050	<0.053	<0.10	<0.12	ND	NS	19.2	0
MW-29	3/6/2010		NS	<0.091	NS	NS	NS	<0.070	1.4	<0.11	NA	<0.13	<0.15	NS	<0.083	<0.20	<0.28	NS	NS	NS	NS	NA	NS	NS	NS	<0.35	<0.43	<0.43	<0.26	ND	NS	17.4	0
MW-29	5/29/2010		NS	<0.75	NS	NS	NS	1.9	<0.63	<0.47	NA	<0.39	<0.57	NS	<0.48	<0.22	<0.63	NS	NS	NS	NS	NA	NS	NS	NS	<0.21	<0.2	<0.2	<0.25	ND	NS	8.4	0
MW-29	8/4/2010		NS	<0.67	NS	NS	NS	<2.0	1.3	<0.34	NA	<0.24	<0.4	NS	<0.28	<0.24	<0.78	NS	NS	NS	NS	NA	NS	NS	NS	<0.21	<0.2	<0.2	<0.25	ND	NS	16.33	0
MW-29	10/15/2010		NS	<0.67	NS	NS	NS	<2.0	1.2	<0.34	NA	<0.24	<0.4	NS	<0.28	<0.24	<0.78	NS	NS	NS	NS	NA	NS	NS	NS	<0.20	<0.20	<0.20	<0.34	ND	NS	17.4	0
MW-29	2/28/2011		NS	<0.50	NS	NS	NS	<2.0	1.2	<0.35	NA	<0.26	<0.50	NS	<0.22	<0.20	<0.50	NS	NS	NS	NS	NA	NS	NS	NS	<0.20	<0.20	<0.20	<0.34	ND	NS	16.2	0
MW-29	5/27/2011		NS	<0.50	NS	NS	NS	<2.0	1.3	<0.35	NA	<0.26	<0.50	NS	<0.22	<0.20	<0.50	NS	NS	NS	NS	NA	NS	NS	NS	<0.2	<0.2	<0.2	<0.34	ND	NS	14.1	0
MW-29	8/24/2011	DUP	NS	<0.5	NS	NS	NS	<2.0	1.3	<0.35	NA	<0.26	<0.5	NS	<0.22	<0.2	<0.5	NS	NS	NS	NS	NA	NS	NS	NS	<0.2	<0.2	<0.2	<0.34	ND	NS	12.5	0
MW-29	8/24/2011		NS	<0.5	NS	NS	NS	<2.0	1.2	<0.35	NA	<0.26	<0.5	NS	<0.22	<0.2	<0.5	NS	NS	NS	NS	NA	NS	NS	NS	<0.2	<0.2	<0.2	<0.34	ND	NS	13.4	0
MW-29	11/15/2011		NS	<0.5	NS	NS	NS	<2.0	1.2	<0.35	NA	<0.26	<0.5	NS	<0.22	<0.2	<0.5	NS	NS	NS	NS	NA	NS	NS	NS	<0.2	<0.2	<0.2	<0.34	ND	NS	12.4	0
MW-29	2/28/2012		NS	<0.5	NS	NS	NS	<2.0	1	<0.35	NA	<0.26	<0.5	NS	<0.22	<0.2	<0.5	NS	NS	NS	NS	NA	NS	NS	NS	<0.2	<0.2	<0.2	<0.34	ND	NS	9.9	0
MW-29	4/23/2012		NS	<0.5	NS	NS	NS	<2.0	1.2	<0.35	NA	<0.26	<0.5	NS	<0.22	<0.2	<0.5	NS	NS	NS	NS	NA	NS	NS	NS	<0.2	<0.2	<0.2	<0.34	ND	NS	11.43	0
MW-29	8/20/2012		NS	<0.5	NS	NS	NS	<2.0	1.5	<0.35	NA	<0.26	<0.5	NS	<0.22	<0.2	<0.5	NS	NS	NS	NS	NA	NS	NS	NS	<0.21	<0.2	<0.29	<0.21	ND	NS	13.6	0
MW-29	11/14/2012		NS	<0.5	NS	NS	NS	<2.0	1.5	<0.23	NA	<0.31	<0.5	NS	<0.44	<0.34	<0.79	NS	NS	NS	NS	NA	NS	NS	NS	<0.21	<0.2	<0.29	<0.21	ND	NS	12.1	0
MW-29	3/4/2013		NS	<0.5	NS	NS	NS	<2.0	1.5	<0.23	NA	<0.31	<0.5	NS	<0.44	<0.34	<0.79	NS	NS	NS	NS	NA	NS	NS	NS	<0.21	<0.2	<0.29	<0.21	ND	NS	12.3	0
MW-29	6/10/2013		NS	<0.5	NS	NS	NS	<2.0	1.5	<0.23	NA	<0.31	<0.5	NS	<0.44	<0.34	<0.79	NS	NS	NS	NS	NA	NS	NS	NS	<0.21	<0.2	<0.29	<0.21	ND	NS	10	0
MW-29	8/26/2013		NS	<0.5	NS	NS	NS	<2.0	1.3	<0.23	NA	<0.31	<0.5	NS	<0.44	<0.34	<0.79	NS	NS	NS	NS	NA	NS	NS	NS	<0.21	<0.2	<0.29	<0.21	ND	NS	10.2	0
MW-29	12/12/2013		NS	<0.5	NS	NS	NS	<2.0	1.5	<0.23	NA	<0.31	<0.5	NS	<0.44	<0.34	<0.79	NS	NS	NS	NS	NA	NS	NS	NS	<0.24	<0.2	<0.28	<0.20	ND	NS	12.5	0
MW-29	3/19/2014		NS	<0.33	NS	NS	NS	<2.0	1.8	<0.34	NA	<0.30	<0.5	NS	<0.33	<0.38	<0.54	NS	NS	NS	NS	NA	NS	NS	NS	<0.24	<0.2	<0.28	<0.20	ND	NS	11.8	0
MW-29	6/17/2014		NS	<0.33	NS	NS	NS	<2.0	2.6	<0.34	NA	<0.30	<0.5	NS	<0.33	<0.38	<0.54	NS	NS	NS	NS	NA	NS	<5.0	<5.0	<0.50	<1.0	<1.0	NA	NA	NS	15.8	0
MW-29	12/10/2014		NS	<2.0	<5.0	<5.0	<5.0	<2.0	3.5	<1.0	NA	<1.0	<1.0	NS	<1.0	<1.0	<2.0	<5.0	<5.0	<5.0	<5.0	<5.0	NA	<5.0	NS	NS	<1.0	<1.0	<1.0	<1.0	NS	NS	20.31	0
MW-29	3/16/2015		NS	<2.0	NS	NS	NS	<5.0	3.6	<1.0	NA	<1.0	<2.0	NS	<1.0	<1.0	<2.0	NS	NS	NS	NS	NA	NS	NS	NS	<1.0	<1.0	<1.0	<1.0	NS	NS	19.76	0
MW-29	6/5/2015	DUP	NS	<2.0	NS	NS	NS	<5.0	4.2	<1.0	<1.0	0.34	<2.0	NS	<1.0	<1.0	<2.0	NS	NS	NS	NS	NA	NS	NS	NS	<1.0	<1.0	<1.0	<1.0	NS	NS	21.2	0
MW-29	6/5/2015		NS	<2.0	NS	NS	NS	<5.0	4.4	<1.0	<1.0	0.35	<2.0	NS	<1.0	<1.0	<2.0	NS	NS	NS	NS	NA	NS	NS	NS	<1.0	<1.0	<1.0	<1.0	NS	NS	21.93	0
MW-29	8/11/2015		NS	<2.0	NS	NS	NS	<5.0	6.1	<1.0	<1.0	<1.0	<2.0	NS	<1.0	<1.0	<2.0	NS	NS	NS	NS	NA	NS	NS	NS	<1.0	<1.0	<1.0	<1.0	NS	NS	26.03	0
MW-29	12/15/2015		NS	<2.0	NS	NS	NS	<5.0	5.8	<1.0	<1.0	0.31	<2.0	NS	<1.0	<1.0	<2.0	NS	NS	NS	NS	NA	NS	NS	NS	<1.0	<1.0	<1.0	<1.0	NS	NS	19.63	0
MW-29	3/17/2016		NS	<2.0	NS	NS	NS	<5.0	6.6	<1.0	<1.0	<1.0	<2.0	NS	<1.0	<1.0	<2.0	NS	NS	NS	NS	NA	NS	<1.0	<1.0	<1.0	<1.0	<1.0	<1.0	ND	NS	21.58	0
MW-29	6/14/2016		<2.0	<2.0	<2.0	<1.0	<1.0	<5.0	6.1	<1.0	<1.0	<1.0	<2.0	<10	<1.0	<1.0	<2.0	<5.0	<1.0	<1.0	<1.0	<1.0	NA	<1.0	<1.0	<1.0	<1.0	<1.0	<1.0	<1.0	ND	NS	18.85	0
MW-29	9/21/2016		<2.0	<2.0	<2.0	<1.0	<1.0	<5.0	6.1	<1.0	<1.0	0.31	<2.0	<10	<1.0	<1.0	<2.0	<5.0	<1.0	<1.0	<1.0	<1.0	NA	<1.0	<1.0	<1.0	<1.0	<1.0	<1.0	<1.0	ND	NS	17.52	0
MW-29	1/17/2017		<2.0	<2.0	<2.0	<1.0	<1.0	<5.0	5.5	<1.0	<1.0	<1.0	<2.0	<10	<1.0	<1.0	<2.0	<5.0	<1.0	<1.0	<1.0	<1.0	NA	<1.0	<1.0	<1.0	<1.0	<1.0	<1.0	<1.0	ND	NS	14.42	0
MW-29	3/21/2017		<2.0	<2.0	<2.0	<1.0	<1.0	<5.0	7.4	<1.0	<1.0	0.36	<2.0	<10	<1.0	<1.0	<2.0	<5.0	<1.0	<1.0	<1.0	<1.0	<1.0	<1.0	<1.0	<1.0	<1.0	<1.0	<1.0	<1.0	ND	NS	17.23	0
MW-29	6/28/2017		<2.0	<2.0	<2.0	<1.0	<1.0	<5.0	6.4	<1.0	<1.0	<1.0	<2.0	<10	<1.0	0.75	<2.0	<5.0	<1.0	<1.0	<1.0	<1.0	<1.0	<1.0	<1.0	<1.0	<1.0	<1.0	<1.0	<1.0	ND	NS	14.31	0
MW-29	9/19/2017		<2.0	<2.0	<2.0	<1.0	<1.0	<5.0	5.7	<1.0	<1.0	<1.0	<2.0	<10	<1.0	<1.0	<2.0	<5.0	<1.0	<1.0	<1.0	<1.0	<1.0	<1.0	<1.0	<1.0	<1.0	<1.0	<1.0	<1.0	ND	NS	13.2	0
MW-29	1/8/2018		<2.0	<2.0	<2.0	<1.0	<1.0	<5.0	4.9	<1.0	<1.0	<1.0	<2.0	<10	<1.0	<1.0	<2.0	<5.0	<1.0	<1.0	<1.0	<1.0	<1.0	<1.0	<1.0	<1.0	<1.0	<1.0	<1.0	<1.0	ND	NS	11.5	0
MW-29	3/12/2018		<2.0	<2.0	<2.0	<1.0	<1.0	<5.0	4.6	<1.0	<1.0	<1.0	<2.0	<10	<1.0	<1.0	<2.0	<5.0	<1.0	<1.0	<1.0	<1.0	<1.0	<1.0	<1.0	<1.0	<1.0	<1.0	<1.0	<1.0	ND	NS	10.5	0
MW-29	6/27/2018		<2.0	<2.0	<2.0	<1.0	<1.0	<5.0	4.7	<1.0	<1.0	<1.0	<2.0	<10	<1.0	<1.0	<2.0	<5.0	<1.0	<1.0	<1.0	<1.0	<1.0	<1.0	<1.0	<1.0	<1.0	<1.0	<1.0	<1.0	ND	NS	10	0
MW-29	10/16/2018		<2.0	<2.0	<2.0	<1.0	<1.0	<5.0	4.2	<1.0	<1.0	<1.0	<2.0	<10	<1.0	<1.0	<2.0	<5.0	<1.0	<1.0	<1.0	<1.0	<1.0	<1.0	<1.0	<1.0	<1.0	<1.0	<1.0	<1.0	ND	NS	9.4	0
MW-29	1/21/2019		<2.0	<2.0	<2.0	<1.0	<1.0	<5.0	3.5	<1.0	<1.0	<1.0	<2.0	<10	<1.0	<1.0	<2.0	<5.0	<1.0	<1.0	<1.0	<1.0	<1.0	<1.0	<1.0	<1.0	<1.0	<1.0	<1.0	<1.0	ND	NS	8.5	0
MW-29	4/23/2019	DUP	<2.0	<2.0	<2.0	<1.0	<1.0	<5.0	3.8	<1.0	<1.0	<1.0	<2.0	<10	<1.0	<1.0	<2.0	<5.0	<1.0	<1.0	<1.0	<1.0	<1.0	<1.0	NS	NS	<0.2	2.1	<0.3	<0.2	ND	NS	9.51	2.1
MW-29	4/23/2019		<2.0	<2.0	<2.0	<1.0	<1.0	<5.0	3.4	<1.0	<1.0	<1.0	<2.0	<10	<1.0	<1.0	<2.0	<5.0	<1.0	<1.0	<1.0	<1.0	<1.0	<1.0	<1.0	<1.0	<1.0	<1.0	<1.0	<1.0	ND	NS	8.3	0
MW-29	7/30/2019		<2.0	<2.0	<2.0	<1.0	<1.0	<5.0	4.2	<1.0	<1.0	<1.0	<2.0	<10	<1.0	<1.0	<2.0	<5.0	<1.0	<1.0	<1.0	<1.0	<1.0	<1.0	<1.0	<1.0	<1.0	<1.0	<1.0	<1.0	ND	NS	8.9	0
MW-29	10/29/2019		<2.0	<2.0	<2.0	<1.0	<1.0	<5.0	4.3	<1.0	<1.0	<1.0	<2.0	<10	<1.0	<1.0	<2.0	<5.0	<1.0	<1.0	<1.0	<1.0	<1.0	<1.0	<1.0	<1.0	<1.0	<1.0	<1.0	<1.0	ND	NS	9.16	0

Appendix A
Groundwater Analytical Results - February 2003 - December 2024 (µg/L)
Perma-Fix of South Georgia Inc., Valdosta, GA

			Chlorinated and Non-Chlorinated VOCs																							Aromatic/						Total VOCs	
Sample Location	Sample Date	QA/QC Reference	Dibromomethane	Dichlorodifluoromethane (DCDFM) (difluorodichloromethane)	Hexachlorobutadiene	Isopropylbenzene	4-Isopropyltoluene (p-Isopropyltoluene)	Methylene Chloride	Tetrachloroethene (PCE)	Trans-1,2-Dichloroethene	Trans-1,3-Dichloropropene	Trichloroethene (TCE)	Trichlorofluoromethane	Vinyl Acetate	Vinyl Chloride	Bromoform	Bromomethane	Naphthalene	N-Propylbenzene	N-Butylbenzene	Sec-Butylbenzene	Tert-Butylbenzene	Styrene	1,2,4-Trimethylbenzene	1,3,5-Trimethylbenzene	Benzene	Toluene	Ethylbenzene	Methyl Tert-Butyl Ether	Total Xylenes	Heptachlor	Total Chlorinated and Non Chlorinated VOCS1	Total Aromatic/Hydrocarbon VOCs
	Current GW Standard		1 [b]	1 [b]	50 [a]	1 [b]	1 [b]	5 [a]	5 [a]	100 [a]	1 [b]	5 [a]	1 [b]	2 [b]	2 [a]	80 [a]	5 [b]	5 [b]	1 [b]	1 [b]	1 [b]	1 [b]	100 [a]	1 [b]	1 [b]	5 [a]	1000 [a]	700 [a]	5 [b]	10000 [a]	0.4 [a]	--	--
MW-29	1/22/2020		<2.0	<2.0	<2.0	<1.0	<1.0	<5.0	5.3	<1.0	<1.0	<1.0	<2.0	<10	<1.0	<1.0	<1.0	<5.0	<1.0	<1.0	<1.0	<1.0	<1.0	<1.0	<1.0	<1.0	<1.0	<1.0	<1.0	ND	NS	10.5	0
MW-29	10/20/2020	DUP	<2.0	<2.0	<2.0	<1.0	<1.0	<5.0	6.6	<1.0	<1.0	0.47 J	<2.0	<10	<1.0	<1.0	<2.0	<5.0	<1.0	<1.0	<1.0	<1.0	<1.0	<1.0	<1.0	<1.0	<1.0	<1.0	<1.0	<1.0	ND	NS	12.3	0
MW-29	10/20/2020		<2.0	<2.0	<2.0	<1.0	<1.0	<5.0	6.2	<1.0	<1.0	<1.0	<2.0	<10	<1.0	<1.0	<2.0	<5.0	<1.0	<1.0	<1.0	<1.0	<1.0	<1.0	<1.0	<1.0	<1.0	<1.0	<1.0	<1.0	ND	NS	11	0
MW-29	12/13/2021		<2.0	<2.0	<2.0	<1.0	<1.0	<5.0	2.9	<1.0	<1.0	0.59 J	<2.0	<10	<1.0	<1.0	<5.0	<5.0	<1.0	<1.0	<1.0	<1.0	<1.0	<1.0	<1.0	<1.0	<1.0	<1.0	<1.0	<1.0	ND	NS	5.39	0
MW-29	11/8/2022		<2.0	<2.0	<2.0	<1.0	<1.0	<5.0	1.8	<1.0	<1.0	<1.0	<2.0	<10	<1.0	<1.0	<5.0	<5.0	<1.0	<1.0	<1.0	<1.0	<1.0	<1.0	<1.0	<1.0	<1.0	<1.0	<1.0	<1.0	ND	NS	3	0
MW-29	12/4/2024		<1.0	<1.0	<5.0	<1.0	<1.0	<5.0	1.5	<1.0	<1.0	<1.0	<1.0	<2.0	<1.0	<1.0	<5.0	<5.0	<1.0	<1.0	<1.0	<1.0	<1.0	<1.0	<1.0	<1.0	<1.0	<1.0	<5.0	<1.0	<0.048	2.08	0
Mud Creek	12/20/2007		NS	<0.3	NS	NS	NS	<0.7	0.5	<0.4	NA	<0.3	<0.5	NS	<0.5	<0.4	<0.5	NS	NS	NS	NS	NA	NS	NS	NS	NS	NS	NS	NS	NS	NS	NS	13	0

Notes:
NA=Not Available
ND=Not Detected
NS=Not Sampled
J = Estimated detection between the laboratory method detection limit (MDL) and laboratory reporting limit (RL).
a Groundwater Protection Standard (GWPS): Groundwater Maximum Contaminant Level (MCL) as established in the Georgia Hazardous Waste Facility Permit No. HW-020(D)
b Background well MW-3 most recent reporting limit. There were no detections in the historical background and any detection will be considered significant.
* = Suspect laboratory contaminant. Confirmed ND by re-extraction and reanalysis beyond hold time. Further supported as laboratory contaminant influenced by significantly lower concentration reported in sample duplicate.
Shaded cells indicate an exceedance of the standard
-- Indicates the parameter does not have an MCL or RSL

eurofins | Environment Testing

ANALYTICAL REPORT

PREPARED FOR

Attn: William C Kelly
Trihydro Corporation
3740 Saint Johns Bluff Road S., Suite 14
Jacksonville, Florida 32224

Generated 12/10/2024 10:53:51 AM

JOB DESCRIPTION

PFSG, Valdosta GA Site

JOB NUMBER

680-259404-1

Eurofins Savannah
5102 LaRoche Avenue
Savannah GA 31404

See page two for job notes and contact information.

myEOL

Job Notes

This report may not be reproduced except in full, and with written approval from the laboratory. The results relate only to the samples tested. For questions please contact the Project Manager at the e-mail address or telephone number listed on this page.

The test results in this report relate only to the samples as received by the laboratory and will meet all requirements of the methodology, with any exceptions noted. This report shall not be reproduced except in full, without the express written approval of the laboratory. All questions should be directed to the Eurofins Environment Testing Southeast, LLC Project Manager.

Authorization



Generated
12/10/2024 10:53:51 AM

Authorized for release by
Todd Rea, Project Manager
Todd.Rea@et.eurofinsus.com
(321)280-2060

Definitions/Glossary

Client: Trihydro Corporation
Project/Site: PFSG, Valdosta GA Site

Job ID: 680-259404-1

Qualifiers

GC/MS VOA

Qualifier	Qualifier Description
J	Result is less than the RL but greater than or equal to the MDL and the concentration is an approximate value.
U	Indicates the analyte was analyzed for but not detected.

GC Semi VOA

Qualifier	Qualifier Description
J	Result is less than the RL but greater than or equal to the MDL and the concentration is an approximate value.
U	Indicates the analyte was analyzed for but not detected.

Glossary

Abbreviation	These commonly used abbreviations may or may not be present in this report.
☼	Listed under the "D" column to designate that the result is reported on a dry weight basis
%R	Percent Recovery
CFL	Contains Free Liquid
CFU	Colony Forming Unit
CNF	Contains No Free Liquid
DER	Duplicate Error Ratio (normalized absolute difference)
Dil Fac	Dilution Factor
DL	Detection Limit (DoD/DOE)
DL, RA, RE, IN	Indicates a Dilution, Re-analysis, Re-extraction, or additional Initial metals/anion analysis of the sample
DLC	Decision Level Concentration (Radiochemistry)
EDL	Estimated Detection Limit (Dioxin)
LOD	Limit of Detection (DoD/DOE)
LOQ	Limit of Quantitation (DoD/DOE)
MCL	EPA recommended "Maximum Contaminant Level"
MDA	Minimum Detectable Activity (Radiochemistry)
MDC	Minimum Detectable Concentration (Radiochemistry)
MDL	Method Detection Limit
ML	Minimum Level (Dioxin)
MPN	Most Probable Number
MQL	Method Quantitation Limit
NC	Not Calculated
ND	Not Detected at the reporting limit (or MDL or EDL if shown)
NEG	Negative / Absent
POS	Positive / Present
PQL	Practical Quantitation Limit
PRES	Presumptive
QC	Quality Control
RER	Relative Error Ratio (Radiochemistry)
RL	Reporting Limit or Requested Limit (Radiochemistry)
RPD	Relative Percent Difference, a measure of the relative difference between two points
TEF	Toxicity Equivalent Factor (Dioxin)
TEQ	Toxicity Equivalent Quotient (Dioxin)
TNTC	Too Numerous To Count

Sample Summary

Client: Trihydro Corporation
Project/Site: PFSG, Valdosta GA Site

Job ID: 680-259404-1

Lab Sample ID	Client Sample ID	Matrix	Collected	Received
680-259404-1	MW-29	Water	12/04/24 11:20	12/05/24 10:30
680-259404-2	MW-19R	Water	12/04/24 13:15	12/05/24 10:30
680-259404-3	MW-28	Water	12/04/24 14:35	12/05/24 10:30
680-259404-4	MW-26	Water	12/04/24 14:10	12/05/24 10:30
680-259404-5	MW-18	Water	12/04/24 11:55	12/05/24 10:30
680-259404-6	MW-27	Water	12/04/24 15:20	12/05/24 10:30
680-259404-7	Trip Blank	Water	12/04/24 00:00	12/05/24 10:30

Job Narrative
680-259404-1

Analytical test results meet all requirements of the associated regulatory program listed on the Accreditation/Certification Summary Page unless otherwise noted under the individual analysis. Data qualifiers and/or narrative comments are included to explain any exceptions, if applicable.

- Matrix QC may not be reported if insufficient sample is provided or site-specific QC samples were not submitted. In these situations, to demonstrate precision and accuracy at a batch level, a LCS/LCSD may be performed, unless otherwise specified in the method.
- Surrogate and/or isotope dilution analyte recoveries (if applicable) which are outside of the QC window are confirmed unless attributed to a dilution or otherwise noted in the narrative.

Regulated compliance samples (e.g. SDWA, NPDES) must comply with the associated agency requirements/permits.

Receipt
The samples were received on 12/5/2024 10:30 AM. Unless otherwise noted below, the samples arrived in good condition, and, where required, properly preserved and on ice. The temperature of the cooler at receipt time was 2.1°C.

GC/MS VOA
No additional analytical or quality issues were noted, other than those described above or in the Definitions/ Glossary page.

Pesticides
Method 8081B: Internal standard (ISTD) response for the following sample exceeded the control limit on one column: (680-259182-A-1-O), (680-259182-A-1-M MS) and (680-259182-A-1-N MSD). As such, the sample results associated with this ISTD were reported from the other column, which met ISTD acceptance criteria.

No additional analytical or quality issues were noted, other than those described above or in the Definitions/ Glossary page.

Client: Trihydro Corporation
Project/Site: PFSG, Valdosta GA Site

Job ID: 680-259404-1

Client Sample ID: MW-29
Date Collected: 12/04/24 11:20
Date Received: 12/05/24 10:30

Lab Sample ID: 680-259404-1
Matrix: Water

Method: SW846 8260D - Volatile Organic Compounds by GC/MS

Analyte	Result	Qualifier	RL	MDL	Unit	D	Prepared	Analyzed	Dil Fac
1,1,1,2-Tetrachloroethane	0.00036	U	0.0010	0.00036	mg/L			12/09/24 15:22	1
1,1,1-Trichloroethane	0.00021	U	0.0010	0.00021	mg/L			12/09/24 15:22	1
1,1,2,2-Tetrachloroethane	0.00040	U	0.0010	0.00040	mg/L			12/09/24 15:22	1
1,1,2-Trichloroethane	0.00032	U	0.0010	0.00032	mg/L			12/09/24 15:22	1
1,1-Dichloroethane	0.00033	U	0.0010	0.00033	mg/L			12/09/24 15:22	1
1,1-Dichloroethene	**0.00058**	**J**	0.0010	0.00033	mg/L			12/09/24 15:22	1
1,1-Dichloropropene	0.00028	U	0.0010	0.00028	mg/L			12/09/24 15:22	1
1,2,3-Trichlorobenzene	0.00081	U	0.0050	0.00081	mg/L			12/09/24 15:22	1
1,2,3-Trichloropropane	0.00048	U	0.0010	0.00048	mg/L			12/09/24 15:22	1
1,2,4-Trichlorobenzene	0.00053	U	0.0050	0.00053	mg/L			12/09/24 15:22	1
1,2,4-Trimethylbenzene	0.00043	U	0.0010	0.00043	mg/L			12/09/24 15:22	1
1,2-Dibromo-3-Chloropropane	0.0018	U	0.0050	0.0018	mg/L			12/09/24 15:22	1
Ethylene Dibromide	0.00033	U	0.0010	0.00033	mg/L			12/09/24 15:22	1
1,2-Dichlorobenzene	0.00031	U	0.0010	0.00031	mg/L			12/09/24 15:22	1
1,2-Dichloroethane	0.00025	U	0.0010	0.00025	mg/L			12/09/24 15:22	1
1,2-Dichloroethene, Total	0.00037	U	0.0020	0.00037	mg/L			12/09/24 15:22	1
1,2-Dichloropropane	0.00022	U	0.0010	0.00022	mg/L			12/09/24 15:22	1
1,3,5-Trimethylbenzene	0.00028	U	0.0010	0.00028	mg/L			12/09/24 15:22	1
1,3-Dichlorobenzene	0.00031	U	0.0010	0.00031	mg/L			12/09/24 15:22	1
1,3-Dichloropropane	0.00036	U	0.0010	0.00036	mg/L			12/09/24 15:22	1
1,4-Dichlorobenzene	0.00031	U	0.0010	0.00031	mg/L			12/09/24 15:22	1
2,2-Dichloropropane	0.00035	U	0.0010	0.00035	mg/L			12/09/24 15:22	1
2-Butanone (MEK)	0.0064	U	0.010	0.0064	mg/L			12/09/24 15:22	1
2-Chlorotoluene	0.00025	U	0.0010	0.00025	mg/L			12/09/24 15:22	1
2-Hexanone	0.0032	U	0.010	0.0032	mg/L			12/09/24 15:22	1
4-Chlorotoluene	0.00041	U	0.0010	0.00041	mg/L			12/09/24 15:22	1
Acetone	0.0037	U	0.010	0.0037	mg/L			12/09/24 15:22	1
Benzene	0.00027	U	0.0010	0.00027	mg/L			12/09/24 15:22	1
Bromobenzene	0.00024	U	0.0010	0.00024	mg/L			12/09/24 15:22	1
Bromochloromethane	0.00034	U	0.0010	0.00034	mg/L			12/09/24 15:22	1
Dichlorobromomethane	0.00025	U	0.0010	0.00025	mg/L			12/09/24 15:22	1
Bromoform	0.00059	U	0.0010	0.00059	mg/L			12/09/24 15:22	1
Bromomethane	0.0037	U	0.0050	0.0037	mg/L			12/09/24 15:22	1
Carbon disulfide	0.00043	U	0.0020	0.00043	mg/L			12/09/24 15:22	1
Carbon tetrachloride	0.00030	U	0.0010	0.00030	mg/L			12/09/24 15:22	1
Chlorobenzene	0.00015	U	0.0010	0.00015	mg/L			12/09/24 15:22	1
Chloroethane	0.0046	U	0.0050	0.0046	mg/L			12/09/24 15:22	1
Chloroform	0.00027	U	0.0010	0.00027	mg/L			12/09/24 15:22	1
Chloromethane	0.00054	U	0.0010	0.00054	mg/L			12/09/24 15:22	1
cis-1,2-Dichloroethene	0.00025	U	0.0010	0.00025	mg/L			12/09/24 15:22	1
cis-1,3-Dichloropropene	0.00026	U	0.0010	0.00026	mg/L			12/09/24 15:22	1
Chlorodibromomethane	0.00039	U	0.0010	0.00039	mg/L			12/09/24 15:22	1
Dibromomethane	0.00034	U	0.0010	0.00034	mg/L			12/09/24 15:22	1
Dichlorodifluoromethane	0.00036	U	0.0010	0.00036	mg/L			12/09/24 15:22	1
Ethylbenzene	0.00020	U	0.0010	0.00020	mg/L			12/09/24 15:22	1
Hexachlorobutadiene	0.00022	U	0.0050	0.00022	mg/L			12/09/24 15:22	1
Isopropylbenzene	0.00026	U	0.0010	0.00026	mg/L			12/09/24 15:22	1
4-Methyl-2-pentanone (MIBK)	0.0027	U	0.010	0.0027	mg/L			12/09/24 15:22	1
Methyl tert-butyl ether	0.00081	U	0.0050	0.00081	mg/L			12/09/24 15:22	1

Client Sample ID: MW-29

Date Collected: 12/04/24 11:20
Date Received: 12/05/24 10:30

Lab Sample ID: 680-259404-1
Matrix: Water

Method: SW846 8260D - Volatile Organic Compounds by GC/MS (Continued)

Analyte	Result	Qualifier	RL	MDL	Unit	D	Prepared	Analyzed	Dil Fac
Methylene Chloride	0.0032	U	0.0050	0.0032	mg/L			12/09/24 15:22	1
m-Xylene & p-Xylene	0.00049	U	0.0010	0.00049	mg/L			12/09/24 15:22	1
Naphthalene	0.0024	U	0.0050	0.0024	mg/L			12/09/24 15:22	1
n-Butylbenzene	0.00052	U	0.0010	0.00052	mg/L			12/09/24 15:22	1
N-Propylbenzene	0.00041	U	0.0010	0.00041	mg/L			12/09/24 15:22	1
o-Xylene	0.00026	U	0.0010	0.00026	mg/L			12/09/24 15:22	1
p-Isopropyltoluene	0.00044	U	0.0010	0.00044	mg/L			12/09/24 15:22	1
sec-Butylbenzene	0.00053	U	0.0010	0.00053	mg/L			12/09/24 15:22	1
Styrene	0.00027	U	0.0010	0.00027	mg/L			12/09/24 15:22	1
tert-Butylbenzene	0.00043	U	0.0010	0.00043	mg/L			12/09/24 15:22	1
Tetrachloroethene	**0.0015**		0.0010	0.00035	mg/L			12/09/24 15:22	1
Toluene	0.00025	U	0.0010	0.00025	mg/L			12/09/24 15:22	1
trans-1,2-Dichloroethene	0.00034	U	0.0010	0.00034	mg/L			12/09/24 15:22	1
trans-1,3-Dichloropropene	0.00023	U	0.0010	0.00023	mg/L			12/09/24 15:22	1
Trichloroethene	0.00020	U	0.0010	0.00020	mg/L			12/09/24 15:22	1
Trichlorofluoromethane	0.00033	U	0.0010	0.00033	mg/L			12/09/24 15:22	1
Vinyl acetate	0.00069	U	0.0020	0.00069	mg/L			12/09/24 15:22	1
Vinyl chloride	0.00040	U	0.0010	0.00040	mg/L			12/09/24 15:22	1
Xylenes, Total	0.00023	U	0.0010	0.00023	mg/L			12/09/24 15:22	1

Surrogate	*%Recovery*	*Qualifier*	*Limits*	*Prepared*	*Analyzed*	*Dil Fac*
1,2-Dichloroethane-d4 (Surr)	*102*		*60 - 124*		*12/09/24 15:22*	*1*
4-Bromofluorobenzene (Surr)	*106*		*70 - 130*		*12/09/24 15:22*	*1*
Dibromofluoromethane (Surr)	*97*		*70 - 130*		*12/09/24 15:22*	*1*
Toluene-d8 (Surr)	*94*		*70 - 130*		*12/09/24 15:22*	*1*

Method: SW846 8081B - Organochlorine Pesticides (GC)

Analyte	Result	Qualifier	RL	MDL	Unit	D	Prepared	Analyzed	Dil Fac
Heptachlor	**0.000028**	**J**	0.000048	0.00000097	mg/L		12/06/24 12:10	12/07/24 04:11	1

Surrogate	*%Recovery*	*Qualifier*	*Limits*	*Prepared*	*Analyzed*	*Dil Fac*
DCB Decachlorobiphenyl	*65*		*30 - 130*	*12/06/24 12:10*	*12/07/24 04:11*	*1*
Tetrachloro-m-xylene	*65*		*30 - 130*	*12/06/24 12:10*	*12/07/24 04:11*	*1*

Client Sample ID: MW-19R

Date Collected: 12/04/24 13:15
Date Received: 12/05/24 10:30

Lab Sample ID: 680-259404-2
Matrix: Water

Method: SW846 8260D - Volatile Organic Compounds by GC/MS

Analyte	Result	Qualifier	RL	MDL	Unit	D	Prepared	Analyzed	Dil Fac
1,1,1,2-Tetrachloroethane	0.00036	U	0.0010	0.00036	mg/L			12/09/24 15:45	1
1,1,1-Trichloroethane	0.00021	U	0.0010	0.00021	mg/L			12/09/24 15:45	1
1,1,2,2-Tetrachloroethane	0.00040	U	0.0010	0.00040	mg/L			12/09/24 15:45	1
1,1,2-Trichloroethane	0.00032	U	0.0010	0.00032	mg/L			12/09/24 15:45	1
1,1-Dichloroethane	0.00033	U	0.0010	0.00033	mg/L			12/09/24 15:45	1
1,1-Dichloroethene	0.00033	U	0.0010	0.00033	mg/L			12/09/24 15:45	1
1,1-Dichloropropene	0.00028	U	0.0010	0.00028	mg/L			12/09/24 15:45	1
1,2,3-Trichlorobenzene	0.00081	U	0.0050	0.00081	mg/L			12/09/24 15:45	1
1,2,3-Trichloropropane	0.00048	U	0.0010	0.00048	mg/L			12/09/24 15:45	1
1,2,4-Trichlorobenzene	0.00053	U	0.0050	0.00053	mg/L			12/09/24 15:45	1

Client: Trihydro Corporation
Project/Site: PFSG, Valdosta GA Site

Job ID: 680-259404-1

Client Sample ID: MW-19R
Date Collected: 12/04/24 13:15
Date Received: 12/05/24 10:30

Lab Sample ID: 680-259404-2
Matrix: Water

Method: SW846 8260D - Volatile Organic Compounds by GC/MS (Continued)

Analyte	Result	Qualifier	RL	MDL	Unit	D	Prepared	Analyzed	Dil Fac
1,2,4-Trimethylbenzene	0.00043	U	0.0010	0.00043	mg/L			12/09/24 15:45	1
1,2-Dibromo-3-Chloropropane	0.0018	U	0.0050	0.0018	mg/L			12/09/24 15:45	1
Ethylene Dibromide	0.00033	U	0.0010	0.00033	mg/L			12/09/24 15:45	1
1,2-Dichlorobenzene	0.00031	U	0.0010	0.00031	mg/L			12/09/24 15:45	1
1,2-Dichloroethane	0.00025	U	0.0010	0.00025	mg/L			12/09/24 15:45	1
1,2-Dichloroethene, Total	0.00037	U	0.0020	0.00037	mg/L			12/09/24 15:45	1
1,2-Dichloropropane	0.00022	U	0.0010	0.00022	mg/L			12/09/24 15:45	1
1,3,5-Trimethylbenzene	0.00028	U	0.0010	0.00028	mg/L			12/09/24 15:45	1
1,3-Dichlorobenzene	0.00031	U	0.0010	0.00031	mg/L			12/09/24 15:45	1
1,3-Dichloropropane	0.00036	U	0.0010	0.00036	mg/L			12/09/24 15:45	1
1,4-Dichlorobenzene	0.00031	U	0.0010	0.00031	mg/L			12/09/24 15:45	1
2,2-Dichloropropane	0.00035	U	0.0010	0.00035	mg/L			12/09/24 15:45	1
2-Butanone (MEK)	0.0064	U	0.010	0.0064	mg/L			12/09/24 15:45	1
2-Chlorotoluene	0.00025	U	0.0010	0.00025	mg/L			12/09/24 15:45	1
2-Hexanone	0.0032	U	0.010	0.0032	mg/L			12/09/24 15:45	1
4-Chlorotoluene	0.00041	U	0.0010	0.00041	mg/L			12/09/24 15:45	1
Acetone	0.0037	U	0.010	0.0037	mg/L			12/09/24 15:45	1
Benzene	0.00027	U	0.0010	0.00027	mg/L			12/09/24 15:45	1
Bromobenzene	0.00024	U	0.0010	0.00024	mg/L			12/09/24 15:45	1
Bromochloromethane	0.00034	U	0.0010	0.00034	mg/L			12/09/24 15:45	1
Dichlorobromomethane	0.00025	U	0.0010	0.00025	mg/L			12/09/24 15:45	1
Bromoform	0.00059	U	0.0010	0.00059	mg/L			12/09/24 15:45	1
Bromomethane	0.0037	U	0.0050	0.0037	mg/L			12/09/24 15:45	1
Carbon disulfide	0.00043	U	0.0020	0.00043	mg/L			12/09/24 15:45	1
Carbon tetrachloride	0.00030	U	0.0010	0.00030	mg/L			12/09/24 15:45	1
Chlorobenzene	0.00015	U	0.0010	0.00015	mg/L			12/09/24 15:45	1
Chloroethane	0.0046	U	0.0050	0.0046	mg/L			12/09/24 15:45	1
Chloroform	0.00027	U	0.0010	0.00027	mg/L			12/09/24 15:45	1
Chloromethane	0.00054	U	0.0010	0.00054	mg/L			12/09/24 15:45	1
cis-1,2-Dichloroethene	0.00025	U	0.0010	0.00025	mg/L			12/09/24 15:45	1
cis-1,3-Dichloropropene	0.00026	U	0.0010	0.00026	mg/L			12/09/24 15:45	1
Chlorodibromomethane	0.00039	U	0.0010	0.00039	mg/L			12/09/24 15:45	1
Dibromomethane	0.00034	U	0.0010	0.00034	mg/L			12/09/24 15:45	1
Dichlorodifluoromethane	0.00036	U	0.0010	0.00036	mg/L			12/09/24 15:45	1
Ethylbenzene	0.00020	U	0.0010	0.00020	mg/L			12/09/24 15:45	1
Hexachlorobutadiene	0.00022	U	0.0050	0.00022	mg/L			12/09/24 15:45	1
Isopropylbenzene	0.00026	U	0.0010	0.00026	mg/L			12/09/24 15:45	1
4-Methyl-2-pentanone (MIBK)	0.0027	U	0.010	0.0027	mg/L			12/09/24 15:45	1
Methyl tert-butyl ether	0.00081	U	0.0050	0.00081	mg/L			12/09/24 15:45	1
Methylene Chloride	0.0032	U	0.0050	0.0032	mg/L			12/09/24 15:45	1
m-Xylene & p-Xylene	0.00049	U	0.0010	0.00049	mg/L			12/09/24 15:45	1
Naphthalene	0.0024	U	0.0050	0.0024	mg/L			12/09/24 15:45	1
n-Butylbenzene	0.00052	U	0.0010	0.00052	mg/L			12/09/24 15:45	1
N-Propylbenzene	0.00041	U	0.0010	0.00041	mg/L			12/09/24 15:45	1
o-Xylene	0.00026	U	0.0010	0.00026	mg/L			12/09/24 15:45	1
p-Isopropyltoluene	0.00044	U	0.0010	0.00044	mg/L			12/09/24 15:45	1
sec-Butylbenzene	0.00053	U	0.0010	0.00053	mg/L			12/09/24 15:45	1
Styrene	0.00027	U	0.0010	0.00027	mg/L			12/09/24 15:45	1
tert-Butylbenzene	0.00043	U	0.0010	0.00043	mg/L			12/09/24 15:45	1

Client Sample ID: MW-19R

Date Collected: 12/04/24 13:15
Date Received: 12/05/24 10:30

Lab Sample ID: 680-259404-2
Matrix: Water

Method: SW846 8260D - Volatile Organic Compounds by GC/MS (Continued)

Analyte	Result	Qualifier	RL	MDL	Unit	D	Prepared	Analyzed	Dil Fac
Tetrachloroethene	0.00035	U	0.0010	0.00035	mg/L			12/09/24 15:45	1
Toluene	0.00025	U	0.0010	0.00025	mg/L			12/09/24 15:45	1
trans-1,2-Dichloroethene	0.00034	U	0.0010	0.00034	mg/L			12/09/24 15:45	1
trans-1,3-Dichloropropene	0.00023	U	0.0010	0.00023	mg/L			12/09/24 15:45	1
Trichloroethene	0.00020	U	0.0010	0.00020	mg/L			12/09/24 15:45	1
Trichlorofluoromethane	0.00033	U	0.0010	0.00033	mg/L			12/09/24 15:45	1
Vinyl acetate	0.00069	U	0.0020	0.00069	mg/L			12/09/24 15:45	1
Vinyl chloride	0.00040	U	0.0010	0.00040	mg/L			12/09/24 15:45	1
Xylenes, Total	0.00023	U	0.0010	0.00023	mg/L			12/09/24 15:45	1

Surrogate	*%Recovery*	*Qualifier*	*Limits*	*Prepared*	*Analyzed*	*Dil Fac*
1,2-Dichloroethane-d4 (Surr)	*104*		*60 - 124*		*12/09/24 15:45*	*1*
4-Bromofluorobenzene (Surr)	*109*		*70 - 130*		*12/09/24 15:45*	*1*
Dibromofluoromethane (Surr)	*98*		*70 - 130*		*12/09/24 15:45*	*1*
Toluene-d8 (Surr)	*94*		*70 - 130*		*12/09/24 15:45*	*1*

Method: SW846 8081B - Organochlorine Pesticides (GC)

Analyte	Result	Qualifier	RL	MDL	Unit	D	Prepared	Analyzed	Dil Fac
Heptachlor	**0.000016**	**J**	0.000049	0.00000097	mg/L		12/06/24 12:10	12/07/24 04:26	1

Surrogate	*%Recovery*	*Qualifier*	*Limits*	*Prepared*	*Analyzed*	*Dil Fac*
DCB Decachlorobiphenyl	*59*		*30 - 130*	*12/06/24 12:10*	*12/07/24 04:26*	*1*
Tetrachloro-m-xylene	*61*		*30 - 130*	*12/06/24 12:10*	*12/07/24 04:26*	*1*

Client Sample ID: MW-28

Date Collected: 12/04/24 14:35
Date Received: 12/05/24 10:30

Lab Sample ID: 680-259404-3
Matrix: Water

Method: SW846 8260D - Volatile Organic Compounds by GC/MS

Analyte	Result	Qualifier	RL	MDL	Unit	D	Prepared	Analyzed	Dil Fac
1,1,1,2-Tetrachloroethane	0.00036	U	0.0010	0.00036	mg/L			12/09/24 16:08	1
1,1,1-Trichloroethane	0.00021	U	0.0010	0.00021	mg/L			12/09/24 16:08	1
1,1,2,2-Tetrachloroethane	0.00040	U	0.0010	0.00040	mg/L			12/09/24 16:08	1
1,1,2-Trichloroethane	0.00032	U	0.0010	0.00032	mg/L			12/09/24 16:08	1
1,1-Dichloroethane	0.00033	U	0.0010	0.00033	mg/L			12/09/24 16:08	1
1,1-Dichloroethene	0.00033	U	0.0010	0.00033	mg/L			12/09/24 16:08	1
1,1-Dichloropropene	0.00028	U	0.0010	0.00028	mg/L			12/09/24 16:08	1
1,2,3-Trichlorobenzene	0.00081	U	0.0050	0.00081	mg/L			12/09/24 16:08	1
1,2,3-Trichloropropane	0.00048	U	0.0010	0.00048	mg/L			12/09/24 16:08	1
1,2,4-Trichlorobenzene	0.00053	U	0.0050	0.00053	mg/L			12/09/24 16:08	1
1,2,4-Trimethylbenzene	0.00043	U	0.0010	0.00043	mg/L			12/09/24 16:08	1
1,2-Dibromo-3-Chloropropane	0.0018	U	0.0050	0.0018	mg/L			12/09/24 16:08	1
Ethylene Dibromide	0.00033	U	0.0010	0.00033	mg/L			12/09/24 16:08	1
1,2-Dichlorobenzene	0.00031	U	0.0010	0.00031	mg/L			12/09/24 16:08	1
1,2-Dichloroethane	0.00025	U	0.0010	0.00025	mg/L			12/09/24 16:08	1
1,2-Dichloroethene, Total	0.00037	U	0.0020	0.00037	mg/L			12/09/24 16:08	1
1,2-Dichloropropane	0.00022	U	0.0010	0.00022	mg/L			12/09/24 16:08	1
1,3,5-Trimethylbenzene	0.00028	U	0.0010	0.00028	mg/L			12/09/24 16:08	1
1,3-Dichlorobenzene	0.00031	U	0.0010	0.00031	mg/L			12/09/24 16:08	1
1,3-Dichloropropane	0.00036	U	0.0010	0.00036	mg/L			12/09/24 16:08	1

Client: Trihydro Corporation
Project/Site: PFSG, Valdosta GA Site

Job ID: 680-259404-1

Client Sample ID: MW-28
Date Collected: 12/04/24 14:35
Date Received: 12/05/24 10:30

Lab Sample ID: 680-259404-3
Matrix: Water

Method: SW846 8260D - Volatile Organic Compounds by GC/MS (Continued)

Analyte	Result	Qualifier	RL	MDL	Unit	D	Prepared	Analyzed	Dil Fac
1,4-Dichlorobenzene	0.00031	U	0.0010	0.00031	mg/L			12/09/24 16:08	1
2,2-Dichloropropane	0.00035	U	0.0010	0.00035	mg/L			12/09/24 16:08	1
2-Butanone (MEK)	0.0064	U	0.010	0.0064	mg/L			12/09/24 16:08	1
2-Chlorotoluene	0.00025	U	0.0010	0.00025	mg/L			12/09/24 16:08	1
2-Hexanone	0.0032	U	0.010	0.0032	mg/L			12/09/24 16:08	1
4-Chlorotoluene	0.00041	U	0.0010	0.00041	mg/L			12/09/24 16:08	1
Acetone	0.0037	U	0.010	0.0037	mg/L			12/09/24 16:08	1
Benzene	0.00027	U	0.0010	0.00027	mg/L			12/09/24 16:08	1
Bromobenzene	0.00024	U	0.0010	0.00024	mg/L			12/09/24 16:08	1
Bromochloromethane	0.00034	U	0.0010	0.00034	mg/L			12/09/24 16:08	1
Dichlorobromomethane	0.00025	U	0.0010	0.00025	mg/L			12/09/24 16:08	1
Bromoform	0.00059	U	0.0010	0.00059	mg/L			12/09/24 16:08	1
Bromomethane	0.0037	U	0.0050	0.0037	mg/L			12/09/24 16:08	1
Carbon disulfide	0.00043	U	0.0020	0.00043	mg/L			12/09/24 16:08	1
Carbon tetrachloride	0.00030	U	0.0010	0.00030	mg/L			12/09/24 16:08	1
Chlorobenzene	0.00015	U	0.0010	0.00015	mg/L			12/09/24 16:08	1
Chloroethane	0.0046	U	0.0050	0.0046	mg/L			12/09/24 16:08	1
Chloroform	0.00027	U	0.0010	0.00027	mg/L			12/09/24 16:08	1
Chloromethane	0.00054	U	0.0010	0.00054	mg/L			12/09/24 16:08	1
cis-1,2-Dichloroethene	0.00025	U	0.0010	0.00025	mg/L			12/09/24 16:08	1
cis-1,3-Dichloropropene	0.00026	U	0.0010	0.00026	mg/L			12/09/24 16:08	1
Chlorodibromomethane	0.00039	U	0.0010	0.00039	mg/L			12/09/24 16:08	1
Dibromomethane	0.00034	U	0.0010	0.00034	mg/L			12/09/24 16:08	1
Dichlorodifluoromethane	0.00036	U	0.0010	0.00036	mg/L			12/09/24 16:08	1
Ethylbenzene	0.00020	U	0.0010	0.00020	mg/L			12/09/24 16:08	1
Hexachlorobutadiene	0.00022	U	0.0050	0.00022	mg/L			12/09/24 16:08	1
Isopropylbenzene	0.00026	U	0.0010	0.00026	mg/L			12/09/24 16:08	1
4-Methyl-2-pentanone (MIBK)	0.0027	U	0.010	0.0027	mg/L			12/09/24 16:08	1
Methyl tert-butyl ether	0.00081	U	0.0050	0.00081	mg/L			12/09/24 16:08	1
Methylene Chloride	0.0032	U	0.0050	0.0032	mg/L			12/09/24 16:08	1
m-Xylene & p-Xylene	0.00049	U	0.0010	0.00049	mg/L			12/09/24 16:08	1
Naphthalene	0.0024	U	0.0050	0.0024	mg/L			12/09/24 16:08	1
n-Butylbenzene	0.00052	U	0.0010	0.00052	mg/L			12/09/24 16:08	1
N-Propylbenzene	0.00041	U	0.0010	0.00041	mg/L			12/09/24 16:08	1
o-Xylene	0.00026	U	0.0010	0.00026	mg/L			12/09/24 16:08	1
p-Isopropyltoluene	0.00044	U	0.0010	0.00044	mg/L			12/09/24 16:08	1
sec-Butylbenzene	0.00053	U	0.0010	0.00053	mg/L			12/09/24 16:08	1
Styrene	0.00027	U	0.0010	0.00027	mg/L			12/09/24 16:08	1
tert-Butylbenzene	0.00043	U	0.0010	0.00043	mg/L			12/09/24 16:08	1
Tetrachloroethene	0.00035	U	0.0010	0.00035	mg/L			12/09/24 16:08	1
Toluene	0.00025	U	0.0010	0.00025	mg/L			12/09/24 16:08	1
trans-1,2-Dichloroethene	0.00034	U	0.0010	0.00034	mg/L			12/09/24 16:08	1
trans-1,3-Dichloropropene	0.00023	U	0.0010	0.00023	mg/L			12/09/24 16:08	1
Trichloroethene	0.00020	U	0.0010	0.00020	mg/L			12/09/24 16:08	1
Trichlorofluoromethane	0.00033	U	0.0010	0.00033	mg/L			12/09/24 16:08	1
Vinyl acetate	0.00069	U	0.0020	0.00069	mg/L			12/09/24 16:08	1
Vinyl chloride	0.00040	U	0.0010	0.00040	mg/L			12/09/24 16:08	1
Xylenes, Total	0.00023	U	0.0010	0.00023	mg/L			12/09/24 16:08	1

Client Sample ID: MW-28

Lab Sample ID: 680-259404-3

Date Collected: 12/04/24 14:35

Matrix: Water

Date Received: 12/05/24 10:30

Surrogate	*%Recovery*	*Qualifier*	*Limits*	*Prepared*	*Analyzed*	*Dil Fac*
1,2-Dichloroethane-d4 (Surr)	*103*		*60 - 124*		*12/09/24 16:08*	*1*
4-Bromofluorobenzene (Surr)	*106*		*70 - 130*		*12/09/24 16:08*	*1*
Dibromofluoromethane (Surr)	*98*		*70 - 130*		*12/09/24 16:08*	*1*
Toluene-d8 (Surr)	*94*		*70 - 130*		*12/09/24 16:08*	*1*

Method: SW846 8081B - Organochlorine Pesticides (GC)

Analyte	Result	Qualifier	RL	MDL	Unit	D	Prepared	Analyzed	Dil Fac
Heptachlor	0.0000010	U	0.000051	0.0000010	mg/L		12/06/24 12:10	12/07/24 04:40	1

Surrogate	*%Recovery*	*Qualifier*	*Limits*	*Prepared*	*Analyzed*	*Dil Fac*
DCB Decachlorobiphenyl	*70*		*30 - 130*	*12/06/24 12:10*	*12/07/24 04:40*	*1*
Tetrachloro-m-xylene	*69*		*30 - 130*	*12/06/24 12:10*	*12/07/24 04:40*	*1*

Client Sample ID: MW-26

Lab Sample ID: 680-259404-4

Date Collected: 12/04/24 14:10

Matrix: Water

Date Received: 12/05/24 10:30

Method: SW846 8260D - Volatile Organic Compounds by GC/MS

Analyte	Result	Qualifier	RL	MDL	Unit	D	Prepared	Analyzed	Dil Fac
1,1,1,2-Tetrachloroethane	0.00036	U	0.0010	0.00036	mg/L			12/09/24 16:30	1
1,1,1-Trichloroethane	0.00021	U	0.0010	0.00021	mg/L			12/09/24 16:30	1
1,1,2,2-Tetrachloroethane	0.00040	U	0.0010	0.00040	mg/L			12/09/24 16:30	1
1,1,2-Trichloroethane	0.00032	U	0.0010	0.00032	mg/L			12/09/24 16:30	1
1,1-Dichloroethane	0.00033	U	0.0010	0.00033	mg/L			12/09/24 16:30	1
1,1-Dichloroethene	0.00033	U	0.0010	0.00033	mg/L			12/09/24 16:30	1
1,1-Dichloropropene	0.00028	U	0.0010	0.00028	mg/L			12/09/24 16:30	1
1,2,3-Trichlorobenzene	0.00081	U	0.0050	0.00081	mg/L			12/09/24 16:30	1
1,2,3-Trichloropropane	0.00048	U	0.0010	0.00048	mg/L			12/09/24 16:30	1
1,2,4-Trichlorobenzene	0.00053	U	0.0050	0.00053	mg/L			12/09/24 16:30	1
1,2,4-Trimethylbenzene	0.00043	U	0.0010	0.00043	mg/L			12/09/24 16:30	1
1,2-Dibromo-3-Chloropropane	0.0018	U	0.0050	0.0018	mg/L			12/09/24 16:30	1
Ethylene Dibromide	0.00033	U	0.0010	0.00033	mg/L			12/09/24 16:30	1
1,2-Dichlorobenzene	0.00031	U	0.0010	0.00031	mg/L			12/09/24 16:30	1
1,2-Dichloroethane	0.00025	U	0.0010	0.00025	mg/L			12/09/24 16:30	1
1,2-Dichloroethene, Total	0.00037	U	0.0020	0.00037	mg/L			12/09/24 16:30	1
1,2-Dichloropropane	0.00022	U	0.0010	0.00022	mg/L			12/09/24 16:30	1
1,3,5-Trimethylbenzene	0.00028	U	0.0010	0.00028	mg/L			12/09/24 16:30	1
1,3-Dichlorobenzene	0.00031	U	0.0010	0.00031	mg/L			12/09/24 16:30	1
1,3-Dichloropropane	0.00036	U	0.0010	0.00036	mg/L			12/09/24 16:30	1
1,4-Dichlorobenzene	0.00031	U	0.0010	0.00031	mg/L			12/09/24 16:30	1
2,2-Dichloropropane	0.00035	U	0.0010	0.00035	mg/L			12/09/24 16:30	1
2-Butanone (MEK)	0.0064	U	0.010	0.0064	mg/L			12/09/24 16:30	1
2-Chlorotoluene	0.00025	U	0.0010	0.00025	mg/L			12/09/24 16:30	1
2-Hexanone	0.0032	U	0.010	0.0032	mg/L			12/09/24 16:30	1
4-Chlorotoluene	0.00041	U	0.0010	0.00041	mg/L			12/09/24 16:30	1
Acetone	0.0037	U	0.010	0.0037	mg/L			12/09/24 16:30	1
Benzene	0.00027	U	0.0010	0.00027	mg/L			12/09/24 16:30	1
Bromobenzene	0.00024	U	0.0010	0.00024	mg/L			12/09/24 16:30	1
Bromochloromethane	0.00034	U	0.0010	0.00034	mg/L			12/09/24 16:30	1
Dichlorobromomethane	0.00025	U	0.0010	0.00025	mg/L			12/09/24 16:30	1
Bromoform	0.00059	U	0.0010	0.00059	mg/L			12/09/24 16:30	1

Client Sample ID: MW-26
Date Collected: 12/04/24 14:10
Date Received: 12/05/24 10:30

Lab Sample ID: 680-259404-4
Matrix: Water

Method: SW846 8260D - Volatile Organic Compounds by GC/MS (Continued)

Analyte	Result	Qualifier	RL	MDL	Unit	D	Prepared	Analyzed	Dil Fac
Bromomethane	0.0037	U	0.0050	0.0037	mg/L			12/09/24 16:30	1
Carbon disulfide	0.00043	U	0.0020	0.00043	mg/L			12/09/24 16:30	1
Carbon tetrachloride	0.00030	U	0.0010	0.00030	mg/L			12/09/24 16:30	1
Chlorobenzene	0.00015	U	0.0010	0.00015	mg/L			12/09/24 16:30	1
Chloroethane	0.0046	U	0.0050	0.0046	mg/L			12/09/24 16:30	1
Chloroform	0.00027	U	0.0010	0.00027	mg/L			12/09/24 16:30	1
Chloromethane	0.00054	U	0.0010	0.00054	mg/L			12/09/24 16:30	1
cis-1,2-Dichloroethene	0.00025	U	0.0010	0.00025	mg/L			12/09/24 16:30	1
cis-1,3-Dichloropropene	0.00026	U	0.0010	0.00026	mg/L			12/09/24 16:30	1
Chlorodibromomethane	0.00039	U	0.0010	0.00039	mg/L			12/09/24 16:30	1
Dibromomethane	0.00034	U	0.0010	0.00034	mg/L			12/09/24 16:30	1
Dichlorodifluoromethane	0.00036	U	0.0010	0.00036	mg/L			12/09/24 16:30	1
Ethylbenzene	0.00020	U	0.0010	0.00020	mg/L			12/09/24 16:30	1
Hexachlorobutadiene	0.00022	U	0.0050	0.00022	mg/L			12/09/24 16:30	1
Isopropylbenzene	0.00026	U	0.0010	0.00026	mg/L			12/09/24 16:30	1
4-Methyl-2-pentanone (MIBK)	0.0027	U	0.010	0.0027	mg/L			12/09/24 16:30	1
Methyl tert-butyl ether	0.00081	U	0.0050	0.00081	mg/L			12/09/24 16:30	1
Methylene Chloride	0.0032	U	0.0050	0.0032	mg/L			12/09/24 16:30	1
m-Xylene & p-Xylene	0.00049	U	0.0010	0.00049	mg/L			12/09/24 16:30	1
Naphthalene	0.0024	U	0.0050	0.0024	mg/L			12/09/24 16:30	1
n-Butylbenzene	0.00052	U	0.0010	0.00052	mg/L			12/09/24 16:30	1
N-Propylbenzene	0.00041	U	0.0010	0.00041	mg/L			12/09/24 16:30	1
o-Xylene	0.00026	U	0.0010	0.00026	mg/L			12/09/24 16:30	1
p-Isopropyltoluene	0.00044	U	0.0010	0.00044	mg/L			12/09/24 16:30	1
sec-Butylbenzene	0.00053	U	0.0010	0.00053	mg/L			12/09/24 16:30	1
Styrene	0.00027	U	0.0010	0.00027	mg/L			12/09/24 16:30	1
tert-Butylbenzene	0.00043	U	0.0010	0.00043	mg/L			12/09/24 16:30	1
Tetrachloroethene	0.00035	U	0.0010	0.00035	mg/L			12/09/24 16:30	1
Toluene	0.00025	U	0.0010	0.00025	mg/L			12/09/24 16:30	1
trans-1,2-Dichloroethene	0.00034	U	0.0010	0.00034	mg/L			12/09/24 16:30	1
trans-1,3-Dichloropropene	0.00023	U	0.0010	0.00023	mg/L			12/09/24 16:30	1
Trichloroethene	0.00020	U	0.0010	0.00020	mg/L			12/09/24 16:30	1
Trichlorofluoromethane	0.00033	U	0.0010	0.00033	mg/L			12/09/24 16:30	1
Vinyl acetate	0.00069	U	0.0020	0.00069	mg/L			12/09/24 16:30	1
Vinyl chloride	0.00040	U	0.0010	0.00040	mg/L			12/09/24 16:30	1
Xylenes, Total	0.00023	U	0.0010	0.00023	mg/L			12/09/24 16:30	1

Surrogate	*%Recovery*	*Qualifier*	*Limits*	*Prepared*	*Analyzed*	*Dil Fac*
1,2-Dichloroethane-d4 (Surr)	*103*		*60 - 124*		*12/09/24 16:30*	*1*
4-Bromofluorobenzene (Surr)	*108*		*70 - 130*		*12/09/24 16:30*	*1*
Dibromofluoromethane (Surr)	*96*		*70 - 130*		*12/09/24 16:30*	*1*
Toluene-d8 (Surr)	*93*		*70 - 130*		*12/09/24 16:30*	*1*

Method: SW846 8081B - Organochlorine Pesticides (GC)

Analyte	Result	Qualifier	RL	MDL	Unit	D	Prepared	Analyzed	Dil Fac
Heptachlor	0.00000096	U	0.000048	0.00000096	mg/L		12/06/24 12:10	12/07/24 04:54	1

Surrogate	*%Recovery*	*Qualifier*	*Limits*	*Prepared*	*Analyzed*	*Dil Fac*
DCB Decachlorobiphenyl	*73*		*30 - 130*	*12/06/24 12:10*	*12/07/24 04:54*	*1*

Client Sample ID: MW-26

Date Collected: 12/04/24 14:10
Date Received: 12/05/24 10:30

Lab Sample ID: 680-259404-4
Matrix: Water

Method: SW846 8081B - Organochlorine Pesticides (GC) (Continued)

Surrogate	*%Recovery*	*Qualifier*	*Limits*	*Prepared*	*Analyzed*	*Dil Fac*
Tetrachloro-m-xylene	*71*		*30 - 130*	*12/06/24 12:10*	*12/07/24 04:54*	*1*

Client Sample ID: MW-18

Date Collected: 12/04/24 11:55
Date Received: 12/05/24 10:30

Lab Sample ID: 680-259404-5
Matrix: Water

Method: SW846 8260D - Volatile Organic Compounds by GC/MS

Analyte	Result	Qualifier	RL	MDL	Unit	D	Prepared	Analyzed	Dil Fac
1,1,1,2-Tetrachloroethane	0.00036	U	0.0010	0.00036	mg/L			12/09/24 16:53	1
1,1,1-Trichloroethane	0.00021	U	0.0010	0.00021	mg/L			12/09/24 16:53	1
1,1,2,2-Tetrachloroethane	0.00040	U	0.0010	0.00040	mg/L			12/09/24 16:53	1
1,1,2-Trichloroethane	0.00032	U	0.0010	0.00032	mg/L			12/09/24 16:53	1
1,1-Dichloroethane	0.00033	U	0.0010	0.00033	mg/L			12/09/24 16:53	1
1,1-Dichloroethene	0.00033	U	0.0010	0.00033	mg/L			12/09/24 16:53	1
1,1-Dichloropropene	0.00028	U	0.0010	0.00028	mg/L			12/09/24 16:53	1
1,2,3-Trichlorobenzene	0.00081	U	0.0050	0.00081	mg/L			12/09/24 16:53	1
1,2,3-Trichloropropane	0.00048	U	0.0010	0.00048	mg/L			12/09/24 16:53	1
1,2,4-Trichlorobenzene	0.00053	U	0.0050	0.00053	mg/L			12/09/24 16:53	1
1,2,4-Trimethylbenzene	0.00043	U	0.0010	0.00043	mg/L			12/09/24 16:53	1
1,2-Dibromo-3-Chloropropane	0.0018	U	0.0050	0.0018	mg/L			12/09/24 16:53	1
Ethylene Dibromide	0.00033	U	0.0010	0.00033	mg/L			12/09/24 16:53	1
1,2-Dichlorobenzene	0.00031	U	0.0010	0.00031	mg/L			12/09/24 16:53	1
1,2-Dichloroethane	0.00025	U	0.0010	0.00025	mg/L			12/09/24 16:53	1
1,2-Dichloroethene, Total	0.00037	U	0.0020	0.00037	mg/L			12/09/24 16:53	1
1,2-Dichloropropane	0.00022	U	0.0010	0.00022	mg/L			12/09/24 16:53	1
1,3,5-Trimethylbenzene	0.00028	U	0.0010	0.00028	mg/L			12/09/24 16:53	1
1,3-Dichlorobenzene	0.00031	U	0.0010	0.00031	mg/L			12/09/24 16:53	1
1,3-Dichloropropane	0.00036	U	0.0010	0.00036	mg/L			12/09/24 16:53	1
1,4-Dichlorobenzene	0.00031	U	0.0010	0.00031	mg/L			12/09/24 16:53	1
2,2-Dichloropropane	0.00035	U	0.0010	0.00035	mg/L			12/09/24 16:53	1
2-Butanone (MEK)	0.0064	U	0.010	0.0064	mg/L			12/09/24 16:53	1
2-Chlorotoluene	0.00025	U	0.0010	0.00025	mg/L			12/09/24 16:53	1
2-Hexanone	0.0032	U	0.010	0.0032	mg/L			12/09/24 16:53	1
4-Chlorotoluene	0.00041	U	0.0010	0.00041	mg/L			12/09/24 16:53	1
Acetone	0.0037	U	0.010	0.0037	mg/L			12/09/24 16:53	1
Benzene	0.00027	U	0.0010	0.00027	mg/L			12/09/24 16:53	1
Bromobenzene	0.00024	U	0.0010	0.00024	mg/L			12/09/24 16:53	1
Bromochloromethane	0.00034	U	0.0010	0.00034	mg/L			12/09/24 16:53	1
Dichlorobromomethane	0.00025	U	0.0010	0.00025	mg/L			12/09/24 16:53	1
Bromoform	0.00059	U	0.0010	0.00059	mg/L			12/09/24 16:53	1
Bromomethane	0.0037	U	0.0050	0.0037	mg/L			12/09/24 16:53	1
Carbon disulfide	0.00043	U	0.0020	0.00043	mg/L			12/09/24 16:53	1
Carbon tetrachloride	0.00030	U	0.0010	0.00030	mg/L			12/09/24 16:53	1
Chlorobenzene	0.00015	U	0.0010	0.00015	mg/L			12/09/24 16:53	1
Chloroethane	0.0046	U	0.0050	0.0046	mg/L			12/09/24 16:53	1
Chloroform	0.00027	U	0.0010	0.00027	mg/L			12/09/24 16:53	1
Chloromethane	0.00054	U	0.0010	0.00054	mg/L			12/09/24 16:53	1
cis-1,2-Dichloroethene	0.00025	U	0.0010	0.00025	mg/L			12/09/24 16:53	1
cis-1,3-Dichloropropene	0.00026	U	0.0010	0.00026	mg/L			12/09/24 16:53	1

Client Sample ID: MW-18

Lab Sample ID: 680-259404-5

Date Collected: 12/04/24 11:55

Matrix: Water

Date Received: 12/05/24 10:30

Method: SW846 8260D - Volatile Organic Compounds by GC/MS (Continued)

Analyte	Result	Qualifier	RL	MDL	Unit	D	Prepared	Analyzed	Dil Fac
Chlorodibromomethane	0.00039	U	0.0010	0.00039	mg/L			12/09/24 16:53	1
Dibromomethane	0.00034	U	0.0010	0.00034	mg/L			12/09/24 16:53	1
Dichlorodifluoromethane	0.00036	U	0.0010	0.00036	mg/L			12/09/24 16:53	1
Ethylbenzene	0.00020	U	0.0010	0.00020	mg/L			12/09/24 16:53	1
Hexachlorobutadiene	0.00022	U	0.0050	0.00022	mg/L			12/09/24 16:53	1
Isopropylbenzene	0.00026	U	0.0010	0.00026	mg/L			12/09/24 16:53	1
4-Methyl-2-pentanone (MIBK)	0.0027	U	0.010	0.0027	mg/L			12/09/24 16:53	1
Methyl tert-butyl ether	0.00081	U	0.0050	0.00081	mg/L			12/09/24 16:53	1
Methylene Chloride	0.0032	U	0.0050	0.0032	mg/L			12/09/24 16:53	1
m-Xylene & p-Xylene	0.00049	U	0.0010	0.00049	mg/L			12/09/24 16:53	1
Naphthalene	0.0024	U	0.0050	0.0024	mg/L			12/09/24 16:53	1
n-Butylbenzene	0.00052	U	0.0010	0.00052	mg/L			12/09/24 16:53	1
N-Propylbenzene	0.00041	U	0.0010	0.00041	mg/L			12/09/24 16:53	1
o-Xylene	0.00026	U	0.0010	0.00026	mg/L			12/09/24 16:53	1
p-Isopropyltoluene	0.00044	U	0.0010	0.00044	mg/L			12/09/24 16:53	1
sec-Butylbenzene	0.00053	U	0.0010	0.00053	mg/L			12/09/24 16:53	1
Styrene	0.00027	U	0.0010	0.00027	mg/L			12/09/24 16:53	1
tert-Butylbenzene	0.00043	U	0.0010	0.00043	mg/L			12/09/24 16:53	1
Tetrachloroethene	0.00035	U	0.0010	0.00035	mg/L			12/09/24 16:53	1
Toluene	0.00025	U	0.0010	0.00025	mg/L			12/09/24 16:53	1
trans-1,2-Dichloroethene	0.00034	U	0.0010	0.00034	mg/L			12/09/24 16:53	1
trans-1,3-Dichloropropene	0.00023	U	0.0010	0.00023	mg/L			12/09/24 16:53	1
Trichloroethene	0.00020	U	0.0010	0.00020	mg/L			12/09/24 16:53	1
Trichlorofluoromethane	0.00033	U	0.0010	0.00033	mg/L			12/09/24 16:53	1
Vinyl acetate	0.00069	U	0.0020	0.00069	mg/L			12/09/24 16:53	1
Vinyl chloride	0.00040	U	0.0010	0.00040	mg/L			12/09/24 16:53	1
Xylenes, Total	0.00023	U	0.0010	0.00023	mg/L			12/09/24 16:53	1

Surrogate	*%Recovery*	*Qualifier*	*Limits*	*Prepared*	*Analyzed*	*Dil Fac*
1,2-Dichloroethane-d4 (Surr)	*103*		*60 - 124*		*12/09/24 16:53*	*1*
4-Bromofluorobenzene (Surr)	*106*		*70 - 130*		*12/09/24 16:53*	*1*
Dibromofluoromethane (Surr)	*99*		*70 - 130*		*12/09/24 16:53*	*1*
Toluene-d8 (Surr)	*95*		*70 - 130*		*12/09/24 16:53*	*1*

Method: SW846 8081B - Organochlorine Pesticides (GC)

Analyte	Result	Qualifier	RL	MDL	Unit	D	Prepared	Analyzed	Dil Fac
Heptachlor	0.00000096	U	0.000048	0.00000096	mg/L		12/06/24 12:10	12/07/24 05:08	1

Surrogate	*%Recovery*	*Qualifier*	*Limits*	*Prepared*	*Analyzed*	*Dil Fac*
DCB Decachlorobiphenyl	*47*		*30 - 130*	*12/06/24 12:10*	*12/07/24 05:08*	*1*
Tetrachloro-m-xylene	*61*		*30 - 130*	*12/06/24 12:10*	*12/07/24 05:08*	*1*

Client Sample ID: MW-27

Lab Sample ID: 680-259404-6

Date Collected: 12/04/24 15:20

Matrix: Water

Date Received: 12/05/24 10:30

Method: SW846 8260D - Volatile Organic Compounds by GC/MS

Analyte	Result	Qualifier	RL	MDL	Unit	D	Prepared	Analyzed	Dil Fac
1,1,1,2-Tetrachloroethane	0.00036	U	0.0010	0.00036	mg/L			12/09/24 17:15	1
1,1,1-Trichloroethane	0.00021	U	0.0010	0.00021	mg/L			12/09/24 17:15	1

Client: Trihydro Corporation
Project/Site: PFSG, Valdosta GA Site

Job ID: 680-259404-1

Client Sample ID: MW-27
Date Collected: 12/04/24 15:20
Date Received: 12/05/24 10:30

Lab Sample ID: 680-259404-6
Matrix: Water

Method: SW846 8260D - Volatile Organic Compounds by GC/MS (Continued)

Analyte	Result	Qualifier	RL	MDL	Unit	D	Prepared	Analyzed	Dil Fac
1,1,2,2-Tetrachloroethane	0.00040	U	0.0010	0.00040	mg/L			12/09/24 17:15	1
1,1,2-Trichloroethane	0.00032	U	0.0010	0.00032	mg/L			12/09/24 17:15	1
1,1-Dichloroethane	0.00033	U	0.0010	0.00033	mg/L			12/09/24 17:15	1
1,1-Dichloroethene	0.00033	U	0.0010	0.00033	mg/L			12/09/24 17:15	1
1,1-Dichloropropene	0.00028	U	0.0010	0.00028	mg/L			12/09/24 17:15	1
1,2,3-Trichlorobenzene	0.00081	U	0.0050	0.00081	mg/L			12/09/24 17:15	1
1,2,3-Trichloropropane	0.00048	U	0.0010	0.00048	mg/L			12/09/24 17:15	1
1,2,4-Trichlorobenzene	0.00053	U	0.0050	0.00053	mg/L			12/09/24 17:15	1
1,2,4-Trimethylbenzene	0.00043	U	0.0010	0.00043	mg/L			12/09/24 17:15	1
1,2-Dibromo-3-Chloropropane	0.0018	U	0.0050	0.0018	mg/L			12/09/24 17:15	1
Ethylene Dibromide	0.00033	U	0.0010	0.00033	mg/L			12/09/24 17:15	1
1,2-Dichlorobenzene	0.00031	U	0.0010	0.00031	mg/L			12/09/24 17:15	1
1,2-Dichloroethane	0.00025	U	0.0010	0.00025	mg/L			12/09/24 17:15	1
1,2-Dichloroethene, Total	0.00037	U	0.0020	0.00037	mg/L			12/09/24 17:15	1
1,2-Dichloropropane	0.00022	U	0.0010	0.00022	mg/L			12/09/24 17:15	1
1,3,5-Trimethylbenzene	0.00028	U	0.0010	0.00028	mg/L			12/09/24 17:15	1
1,3-Dichlorobenzene	0.00031	U	0.0010	0.00031	mg/L			12/09/24 17:15	1
1,3-Dichloropropane	0.00036	U	0.0010	0.00036	mg/L			12/09/24 17:15	1
1,4-Dichlorobenzene	0.00031	U	0.0010	0.00031	mg/L			12/09/24 17:15	1
2,2-Dichloropropane	0.00035	U	0.0010	0.00035	mg/L			12/09/24 17:15	1
2-Butanone (MEK)	0.0064	U	0.010	0.0064	mg/L			12/09/24 17:15	1
2-Chlorotoluene	0.00025	U	0.0010	0.00025	mg/L			12/09/24 17:15	1
2-Hexanone	0.0032	U	0.010	0.0032	mg/L			12/09/24 17:15	1
4-Chlorotoluene	0.00041	U	0.0010	0.00041	mg/L			12/09/24 17:15	1
Acetone	0.0037	U	0.010	0.0037	mg/L			12/09/24 17:15	1
Benzene	0.00027	U	0.0010	0.00027	mg/L			12/09/24 17:15	1
Bromobenzene	0.00024	U	0.0010	0.00024	mg/L			12/09/24 17:15	1
Bromochloromethane	0.00034	U	0.0010	0.00034	mg/L			12/09/24 17:15	1
Dichlorobromomethane	0.00025	U	0.0010	0.00025	mg/L			12/09/24 17:15	1
Bromoform	0.00059	U	0.0010	0.00059	mg/L			12/09/24 17:15	1
Bromomethane	0.0037	U	0.0050	0.0037	mg/L			12/09/24 17:15	1
Carbon disulfide	0.00043	U	0.0020	0.00043	mg/L			12/09/24 17:15	1
Carbon tetrachloride	0.00030	U	0.0010	0.00030	mg/L			12/09/24 17:15	1
Chlorobenzene	0.00015	U	0.0010	0.00015	mg/L			12/09/24 17:15	1
Chloroethane	0.0046	U	0.0050	0.0046	mg/L			12/09/24 17:15	1
Chloroform	0.00027	U	0.0010	0.00027	mg/L			12/09/24 17:15	1
Chloromethane	0.00054	U	0.0010	0.00054	mg/L			12/09/24 17:15	1
cis-1,2-Dichloroethene	0.00025	U	0.0010	0.00025	mg/L			12/09/24 17:15	1
cis-1,3-Dichloropropene	0.00026	U	0.0010	0.00026	mg/L			12/09/24 17:15	1
Chlorodibromomethane	0.00039	U	0.0010	0.00039	mg/L			12/09/24 17:15	1
Dibromomethane	0.00034	U	0.0010	0.00034	mg/L			12/09/24 17:15	1
Dichlorodifluoromethane	0.00036	U	0.0010	0.00036	mg/L			12/09/24 17:15	1
Ethylbenzene	0.00020	U	0.0010	0.00020	mg/L			12/09/24 17:15	1
Hexachlorobutadiene	0.00022	U	0.0050	0.00022	mg/L			12/09/24 17:15	1
Isopropylbenzene	0.00026	U	0.0010	0.00026	mg/L			12/09/24 17:15	1
4-Methyl-2-pentanone (MIBK)	0.0027	U	0.010	0.0027	mg/L			12/09/24 17:15	1
Methyl tert-butyl ether	0.00081	U	0.0050	0.00081	mg/L			12/09/24 17:15	1
Methylene Chloride	0.0032	U	0.0050	0.0032	mg/L			12/09/24 17:15	1
m-Xylene & p-Xylene	0.00049	U	0.0010	0.00049	mg/L			12/09/24 17:15	1

Client Sample ID: MW-27

Date Collected: 12/04/24 15:20
Date Received: 12/05/24 10:30

Lab Sample ID: 680-259404-6
Matrix: Water

Method: SW846 8260D - Volatile Organic Compounds by GC/MS (Continued)

Analyte	Result	Qualifier	RL	MDL	Unit	D	Prepared	Analyzed	Dil Fac
Naphthalene	0.0024	U	0.0050	0.0024	mg/L			12/09/24 17:15	1
n-Butylbenzene	0.00052	U	0.0010	0.00052	mg/L			12/09/24 17:15	1
N-Propylbenzene	0.00041	U	0.0010	0.00041	mg/L			12/09/24 17:15	1
o-Xylene	0.00026	U	0.0010	0.00026	mg/L			12/09/24 17:15	1
p-Isopropyltoluene	0.00044	U	0.0010	0.00044	mg/L			12/09/24 17:15	1
sec-Butylbenzene	0.00053	U	0.0010	0.00053	mg/L			12/09/24 17:15	1
Styrene	0.00027	U	0.0010	0.00027	mg/L			12/09/24 17:15	1
tert-Butylbenzene	0.00043	U	0.0010	0.00043	mg/L			12/09/24 17:15	1
Tetrachloroethene	0.00035	U	0.0010	0.00035	mg/L			12/09/24 17:15	1
Toluene	0.00025	U	0.0010	0.00025	mg/L			12/09/24 17:15	1
trans-1,2-Dichloroethene	0.00034	U	0.0010	0.00034	mg/L			12/09/24 17:15	1
trans-1,3-Dichloropropene	0.00023	U	0.0010	0.00023	mg/L			12/09/24 17:15	1
Trichloroethene	0.00020	U	0.0010	0.00020	mg/L			12/09/24 17:15	1
Trichlorofluoromethane	0.00033	U	0.0010	0.00033	mg/L			12/09/24 17:15	1
Vinyl acetate	0.00069	U	0.0020	0.00069	mg/L			12/09/24 17:15	1
Vinyl chloride	0.00040	U	0.0010	0.00040	mg/L			12/09/24 17:15	1
Xylenes, Total	0.00023	U	0.0010	0.00023	mg/L			12/09/24 17:15	1

Surrogate	*%Recovery*	*Qualifier*	*Limits*	*Prepared*	*Analyzed*	*Dil Fac*
1,2-Dichloroethane-d4 (Surr)	*102*		*60 - 124*		*12/09/24 17:15*	*1*
4-Bromofluorobenzene (Surr)	*107*		*70 - 130*		*12/09/24 17:15*	*1*
Dibromofluoromethane (Surr)	*99*		*70 - 130*		*12/09/24 17:15*	*1*
Toluene-d8 (Surr)	*94*		*70 - 130*		*12/09/24 17:15*	*1*

Method: SW846 8081B - Organochlorine Pesticides (GC)

Analyte	Result	Qualifier	RL	MDL	Unit	D	Prepared	Analyzed	Dil Fac
Heptachlor	0.00000093	U	0.000047	0.00000093	mg/L		12/06/24 12:10	12/07/24 05:23	1

Surrogate	*%Recovery*	*Qualifier*	*Limits*	*Prepared*	*Analyzed*	*Dil Fac*
DCB Decachlorobiphenyl	*76*		*30 - 130*	*12/06/24 12:10*	*12/07/24 05:23*	*1*
Tetrachloro-m-xylene	*73*		*30 - 130*	*12/06/24 12:10*	*12/07/24 05:23*	*1*

Client Sample ID: Trip Blank

Date Collected: 12/04/24 00:00
Date Received: 12/05/24 10:30

Lab Sample ID: 680-259404-7
Matrix: Water

Method: SW846 8260D - Volatile Organic Compounds by GC/MS

Analyte	Result	Qualifier	RL	MDL	Unit	D	Prepared	Analyzed	Dil Fac
1,1,1,2-Tetrachloroethane	0.00036	U	0.0010	0.00036	mg/L			12/09/24 13:07	1
1,1,1-Trichloroethane	0.00021	U	0.0010	0.00021	mg/L			12/09/24 13:07	1
1,1,2,2-Tetrachloroethane	0.00040	U	0.0010	0.00040	mg/L			12/09/24 13:07	1
1,1,2-Trichloroethane	0.00032	U	0.0010	0.00032	mg/L			12/09/24 13:07	1
1,1-Dichloroethane	0.00033	U	0.0010	0.00033	mg/L			12/09/24 13:07	1
1,1-Dichloroethene	0.00033	U	0.0010	0.00033	mg/L			12/09/24 13:07	1
1,1-Dichloropropene	0.00028	U	0.0010	0.00028	mg/L			12/09/24 13:07	1
1,2,3-Trichlorobenzene	0.00081	U	0.0050	0.00081	mg/L			12/09/24 13:07	1
1,2,3-Trichloropropane	0.00048	U	0.0010	0.00048	mg/L			12/09/24 13:07	1
1,2,4-Trichlorobenzene	0.00053	U	0.0050	0.00053	mg/L			12/09/24 13:07	1
1,2,4-Trimethylbenzene	0.00043	U	0.0010	0.00043	mg/L			12/09/24 13:07	1
1,2-Dibromo-3-Chloropropane	0.0018	U	0.0050	0.0018	mg/L			12/09/24 13:07	1

Client: Trihydro Corporation
Project/Site: PFSG, Valdosta GA Site

Job ID: 680-259404-1

Client Sample ID: Trip Blank
Date Collected: 12/04/24 00:00
Date Received: 12/05/24 10:30

Lab Sample ID: 680-259404-7
Matrix: Water

Method: SW846 8260D - Volatile Organic Compounds by GC/MS (Continued)

Analyte	Result	Qualifier	RL	MDL	Unit	D	Prepared	Analyzed	Dil Fac
Ethylene Dibromide	0.00033	U	0.0010	0.00033	mg/L			12/09/24 13:07	1
1,2-Dichlorobenzene	0.00031	U	0.0010	0.00031	mg/L			12/09/24 13:07	1
1,2-Dichloroethane	0.00025	U	0.0010	0.00025	mg/L			12/09/24 13:07	1
1,2-Dichloroethene, Total	0.00037	U	0.0020	0.00037	mg/L			12/09/24 13:07	1
1,2-Dichloropropane	0.00022	U	0.0010	0.00022	mg/L			12/09/24 13:07	1
1,3,5-Trimethylbenzene	0.00028	U	0.0010	0.00028	mg/L			12/09/24 13:07	1
1,3-Dichlorobenzene	0.00031	U	0.0010	0.00031	mg/L			12/09/24 13:07	1
1,3-Dichloropropane	0.00036	U	0.0010	0.00036	mg/L			12/09/24 13:07	1
1,4-Dichlorobenzene	0.00031	U	0.0010	0.00031	mg/L			12/09/24 13:07	1
2,2-Dichloropropane	0.00035	U	0.0010	0.00035	mg/L			12/09/24 13:07	1
2-Butanone (MEK)	0.0064	U	0.010	0.0064	mg/L			12/09/24 13:07	1
2-Chlorotoluene	0.00025	U	0.0010	0.00025	mg/L			12/09/24 13:07	1
2-Hexanone	0.0032	U	0.010	0.0032	mg/L			12/09/24 13:07	1
4-Chlorotoluene	0.00041	U	0.0010	0.00041	mg/L			12/09/24 13:07	1
Acetone	0.0037	U	0.010	0.0037	mg/L			12/09/24 13:07	1
Benzene	0.00027	U	0.0010	0.00027	mg/L			12/09/24 13:07	1
Bromobenzene	0.00024	U	0.0010	0.00024	mg/L			12/09/24 13:07	1
Bromochloromethane	0.00034	U	0.0010	0.00034	mg/L			12/09/24 13:07	1
Dichlorobromomethane	0.00025	U	0.0010	0.00025	mg/L			12/09/24 13:07	1
Bromoform	0.00059	U	0.0010	0.00059	mg/L			12/09/24 13:07	1
Bromomethane	0.0037	U	0.0050	0.0037	mg/L			12/09/24 13:07	1
Carbon disulfide	0.00043	U	0.0020	0.00043	mg/L			12/09/24 13:07	1
Carbon tetrachloride	0.00030	U	0.0010	0.00030	mg/L			12/09/24 13:07	1
Chlorobenzene	0.00015	U	0.0010	0.00015	mg/L			12/09/24 13:07	1
Chloroethane	0.0046	U	0.0050	0.0046	mg/L			12/09/24 13:07	1
Chloroform	0.00027	U	0.0010	0.00027	mg/L			12/09/24 13:07	1
Chloromethane	0.00054	U	0.0010	0.00054	mg/L			12/09/24 13:07	1
cis-1,2-Dichloroethene	0.00025	U	0.0010	0.00025	mg/L			12/09/24 13:07	1
cis-1,3-Dichloropropene	0.00026	U	0.0010	0.00026	mg/L			12/09/24 13:07	1
Chlorodibromomethane	0.00039	U	0.0010	0.00039	mg/L			12/09/24 13:07	1
Dibromomethane	0.00034	U	0.0010	0.00034	mg/L			12/09/24 13:07	1
Dichlorodifluoromethane	0.00036	U	0.0010	0.00036	mg/L			12/09/24 13:07	1
Ethylbenzene	0.00020	U	0.0010	0.00020	mg/L			12/09/24 13:07	1
Hexachlorobutadiene	0.00022	U	0.0050	0.00022	mg/L			12/09/24 13:07	1
Isopropylbenzene	0.00026	U	0.0010	0.00026	mg/L			12/09/24 13:07	1
4-Methyl-2-pentanone (MIBK)	0.0027	U	0.010	0.0027	mg/L			12/09/24 13:07	1
Methyl tert-butyl ether	0.00081	U	0.0050	0.00081	mg/L			12/09/24 13:07	1
Methylene Chloride	0.0032	U	0.0050	0.0032	mg/L			12/09/24 13:07	1
m-Xylene & p-Xylene	0.00049	U	0.0010	0.00049	mg/L			12/09/24 13:07	1
Naphthalene	0.0024	U	0.0050	0.0024	mg/L			12/09/24 13:07	1
n-Butylbenzene	0.00052	U	0.0010	0.00052	mg/L			12/09/24 13:07	1
N-Propylbenzene	0.00041	U	0.0010	0.00041	mg/L			12/09/24 13:07	1
o-Xylene	0.00026	U	0.0010	0.00026	mg/L			12/09/24 13:07	1
p-Isopropyltoluene	0.00044	U	0.0010	0.00044	mg/L			12/09/24 13:07	1
sec-Butylbenzene	0.00053	U	0.0010	0.00053	mg/L			12/09/24 13:07	1
Styrene	0.00027	U	0.0010	0.00027	mg/L			12/09/24 13:07	1
tert-Butylbenzene	0.00043	U	0.0010	0.00043	mg/L			12/09/24 13:07	1
Tetrachloroethene	0.00035	U	0.0010	0.00035	mg/L			12/09/24 13:07	1
Toluene	0.00025	U	0.0010	0.00025	mg/L			12/09/24 13:07	1

Client: Trihydro Corporation
Project/Site: PFSG, Valdosta GA Site

Job ID: 680-259404-1

Client Sample ID: Trip Blank
Date Collected: 12/04/24 00:00
Date Received: 12/05/24 10:30

Lab Sample ID: 680-259404-7
Matrix: Water

Method: SW846 8260D - Volatile Organic Compounds by GC/MS (Continued)

Analyte	Result	Qualifier	RL	MDL	Unit	D	Prepared	Analyzed	Dil Fac
trans-1,2-Dichloroethene	0.00034	U	0.0010	0.00034	mg/L			12/09/24 13:07	1
trans-1,3-Dichloropropene	0.00023	U	0.0010	0.00023	mg/L			12/09/24 13:07	1
Trichloroethene	0.00020	U	0.0010	0.00020	mg/L			12/09/24 13:07	1
Trichlorofluoromethane	0.00033	U	0.0010	0.00033	mg/L			12/09/24 13:07	1
Vinyl acetate	0.00069	U	0.0020	0.00069	mg/L			12/09/24 13:07	1
Vinyl chloride	0.00040	U	0.0010	0.00040	mg/L			12/09/24 13:07	1
Xylenes, Total	0.00023	U	0.0010	0.00023	mg/L			12/09/24 13:07	1

Surrogate	*%Recovery*	*Qualifier*	*Limits*	*Prepared*	*Analyzed*	*Dil Fac*
1,2-Dichloroethane-d4 (Surr)	*102*		*60 - 124*		*12/09/24 13:07*	*1*
4-Bromofluorobenzene (Surr)	*109*		*70 - 130*		*12/09/24 13:07*	*1*
Dibromofluoromethane (Surr)	*99*		*70 - 130*		*12/09/24 13:07*	*1*
Toluene-d8 (Surr)	*96*		*70 - 130*		*12/09/24 13:07*	*1*

Method: 8260D - Volatile Organic Compounds by GC/MS

Lab Sample ID: MB 680-867936/9
Matrix: Water
Analysis Batch: 867936

Client Sample ID: Method Blank
Prep Type: Total/NA

Analyte	MB Result	MB Qualifier	RL	MDL	Unit	D	Prepared	Analyzed	Dil Fac
1,1,1,2-Tetrachloroethane	0.00036	U	0.0010	0.00036	mg/L			12/09/24 12:29	1
1,1,1-Trichloroethane	0.00021	U	0.0010	0.00021	mg/L			12/09/24 12:29	1
1,1,2,2-Tetrachloroethane	0.00040	U	0.0010	0.00040	mg/L			12/09/24 12:29	1
1,1,2-Trichloroethane	0.00032	U	0.0010	0.00032	mg/L			12/09/24 12:29	1
1,1-Dichloroethane	0.00033	U	0.0010	0.00033	mg/L			12/09/24 12:29	1
1,1-Dichloroethene	0.00033	U	0.0010	0.00033	mg/L			12/09/24 12:29	1
1,1-Dichloropropene	0.00028	U	0.0010	0.00028	mg/L			12/09/24 12:29	1
1,2,3-Trichlorobenzene	0.00081	U	0.0050	0.00081	mg/L			12/09/24 12:29	1
1,2,3-Trichloropropane	0.00048	U	0.0010	0.00048	mg/L			12/09/24 12:29	1
1,2,4-Trichlorobenzene	0.00053	U	0.0050	0.00053	mg/L			12/09/24 12:29	1
1,2,4-Trimethylbenzene	0.00043	U	0.0010	0.00043	mg/L			12/09/24 12:29	1
1,2-Dibromo-3-Chloropropane	0.0018	U	0.0050	0.0018	mg/L			12/09/24 12:29	1
Ethylene Dibromide	0.00033	U	0.0010	0.00033	mg/L			12/09/24 12:29	1
1,2-Dichlorobenzene	0.00031	U	0.0010	0.00031	mg/L			12/09/24 12:29	1
1,2-Dichloroethane	0.00025	U	0.0010	0.00025	mg/L			12/09/24 12:29	1
1,2-Dichloroethene, Total	0.00037	U	0.0020	0.00037	mg/L			12/09/24 12:29	1
1,2-Dichloropropane	0.00022	U	0.0010	0.00022	mg/L			12/09/24 12:29	1
1,3,5-Trimethylbenzene	0.00028	U	0.0010	0.00028	mg/L			12/09/24 12:29	1
1,3-Dichlorobenzene	0.00031	U	0.0010	0.00031	mg/L			12/09/24 12:29	1
1,3-Dichloropropane	0.00036	U	0.0010	0.00036	mg/L			12/09/24 12:29	1
1,4-Dichlorobenzene	0.00031	U	0.0010	0.00031	mg/L			12/09/24 12:29	1
2,2-Dichloropropane	0.00035	U	0.0010	0.00035	mg/L			12/09/24 12:29	1
2-Butanone (MEK)	0.0064	U	0.010	0.0064	mg/L			12/09/24 12:29	1
2-Chlorotoluene	0.00025	U	0.0010	0.00025	mg/L			12/09/24 12:29	1
2-Hexanone	0.0032	U	0.010	0.0032	mg/L			12/09/24 12:29	1
4-Chlorotoluene	0.00041	U	0.0010	0.00041	mg/L			12/09/24 12:29	1
Acetone	0.0037	U	0.010	0.0037	mg/L			12/09/24 12:29	1
Benzene	0.00027	U	0.0010	0.00027	mg/L			12/09/24 12:29	1
Bromobenzene	0.00024	U	0.0010	0.00024	mg/L			12/09/24 12:29	1
Bromochloromethane	0.00034	U	0.0010	0.00034	mg/L			12/09/24 12:29	1
Dichlorobromomethane	0.00025	U	0.0010	0.00025	mg/L			12/09/24 12:29	1
Bromoform	0.00059	U	0.0010	0.00059	mg/L			12/09/24 12:29	1
Bromomethane	0.0037	U	0.0050	0.0037	mg/L			12/09/24 12:29	1
Carbon disulfide	0.00043	U	0.0020	0.00043	mg/L			12/09/24 12:29	1
Carbon tetrachloride	0.00030	U	0.0010	0.00030	mg/L			12/09/24 12:29	1
Chlorobenzene	0.00015	U	0.0010	0.00015	mg/L			12/09/24 12:29	1
Chloroethane	0.0046	U	0.0050	0.0046	mg/L			12/09/24 12:29	1
Chloroform	0.00027	U	0.0010	0.00027	mg/L			12/09/24 12:29	1
Chloromethane	0.00054	U	0.0010	0.00054	mg/L			12/09/24 12:29	1
cis-1,2-Dichloroethene	0.00025	U	0.0010	0.00025	mg/L			12/09/24 12:29	1
cis-1,3-Dichloropropene	0.00026	U	0.0010	0.00026	mg/L			12/09/24 12:29	1
Chlorodibromomethane	0.00039	U	0.0010	0.00039	mg/L			12/09/24 12:29	1
Dibromomethane	0.00034	U	0.0010	0.00034	mg/L			12/09/24 12:29	1
Dichlorodifluoromethane	0.00036	U	0.0010	0.00036	mg/L			12/09/24 12:29	1
Ethylbenzene	0.00020	U	0.0010	0.00020	mg/L			12/09/24 12:29	1
Hexachlorobutadiene	0.00022	U	0.0050	0.00022	mg/L			12/09/24 12:29	1
Isopropylbenzene	0.00026	U	0.0010	0.00026	mg/L			12/09/24 12:29	1
4-Methyl-2-pentanone (MIBK)	0.0027	U	0.010	0.0027	mg/L			12/09/24 12:29	1

Method: 8260D - Volatile Organic Compounds by GC/MS (Continued)

Lab Sample ID: MB 680-867936/9
Matrix: Water
Analysis Batch: 867936

Client Sample ID: Method Blank
Prep Type: Total/NA

Analyte	MB Result	MB Qualifier	RL	MDL	Unit	D	Prepared	Analyzed	Dil Fac
Methyl tert-butyl ether	0.00081	U	0.0050	0.00081	mg/L			12/09/24 12:29	1
Methylene Chloride	0.0032	U	0.0050	0.0032	mg/L			12/09/24 12:29	1
m-Xylene & p-Xylene	0.00049	U	0.0010	0.00049	mg/L			12/09/24 12:29	1
Naphthalene	0.0024	U	0.0050	0.0024	mg/L			12/09/24 12:29	1
n-Butylbenzene	0.00052	U	0.0010	0.00052	mg/L			12/09/24 12:29	1
N-Propylbenzene	0.00041	U	0.0010	0.00041	mg/L			12/09/24 12:29	1
o-Xylene	0.00026	U	0.0010	0.00026	mg/L			12/09/24 12:29	1
p-Isopropyltoluene	0.00044	U	0.0010	0.00044	mg/L			12/09/24 12:29	1
sec-Butylbenzene	0.00053	U	0.0010	0.00053	mg/L			12/09/24 12:29	1
Styrene	0.00027	U	0.0010	0.00027	mg/L			12/09/24 12:29	1
tert-Butylbenzene	0.00043	U	0.0010	0.00043	mg/L			12/09/24 12:29	1
Tetrachloroethene	0.00035	U	0.0010	0.00035	mg/L			12/09/24 12:29	1
Toluene	0.00025	U	0.0010	0.00025	mg/L			12/09/24 12:29	1
trans-1,2-Dichloroethene	0.00034	U	0.0010	0.00034	mg/L			12/09/24 12:29	1
trans-1,3-Dichloropropene	0.00023	U	0.0010	0.00023	mg/L			12/09/24 12:29	1
Trichloroethene	0.00020	U	0.0010	0.00020	mg/L			12/09/24 12:29	1
Trichlorofluoromethane	0.00033	U	0.0010	0.00033	mg/L			12/09/24 12:29	1
Vinyl acetate	0.00069	U	0.0020	0.00069	mg/L			12/09/24 12:29	1
Vinyl chloride	0.00040	U	0.0010	0.00040	mg/L			12/09/24 12:29	1
Xylenes, Total	0.00023	U	0.0010	0.00023	mg/L			12/09/24 12:29	1

Surrogate	*MB %Recovery*	*MB Qualifier*	*Limits*	*Prepared*	*Analyzed*	*Dil Fac*
1,2-Dichloroethane-d4 (Surr)	*102*		*60 - 124*		*12/09/24 12:29*	*1*
4-Bromofluorobenzene (Surr)	*107*		*70 - 130*		*12/09/24 12:29*	*1*
Dibromofluoromethane (Surr)	*98*		*70 - 130*		*12/09/24 12:29*	*1*
Toluene-d8 (Surr)	*95*		*70 - 130*		*12/09/24 12:29*	*1*

Lab Sample ID: LCS 680-867936/4
Matrix: Water
Analysis Batch: 867936

Client Sample ID: Lab Control Sample
Prep Type: Total/NA

Analyte	Spike Added	LCS Result	LCS Qualifier	Unit	D	%Rec	%Rec Limits
1,1,1,2-Tetrachloroethane	0.0500	0.0454		mg/L		91	70 - 130
1,1,1-Trichloroethane	0.0500	0.0514		mg/L		103	70 - 130
1,1,2,2-Tetrachloroethane	0.0500	0.0509		mg/L		102	70 - 130
1,1,2-Trichloroethane	0.0500	0.0502		mg/L		100	70 - 130
1,1-Dichloroethane	0.0500	0.0489		mg/L		98	70 - 130
1,1-Dichloroethene	0.0500	0.0480		mg/L		96	70 - 130
1,1-Dichloropropene	0.0500	0.0562		mg/L		112	70 - 130
1,2,3-Trichlorobenzene	0.0500	0.0469		mg/L		94	61 - 141
1,2,3-Trichloropropane	0.0500	0.0524		mg/L		105	70 - 130
1,2,4-Trichlorobenzene	0.0500	0.0525		mg/L		105	70 - 130
1,2,4-Trimethylbenzene	0.0500	0.0494		mg/L		99	70 - 130
1,2-Dibromo-3-Chloropropane	0.0500	0.0547		mg/L		109	70 - 130
Ethylene Dibromide	0.0500	0.0486		mg/L		97	70 - 130
1,2-Dichlorobenzene	0.0500	0.0502		mg/L		100	70 - 130
1,2-Dichloroethane	0.0500	0.0478		mg/L		96	70 - 130
1,2-Dichloroethene, Total	0.100	0.0962		mg/L		96	70 - 130

Method: 8260D - Volatile Organic Compounds by GC/MS (Continued)

Lab Sample ID: LCS 680-867936/4
Matrix: Water
Analysis Batch: 867936

Client Sample ID: Lab Control Sample
Prep Type: Total/NA

Analyte	Spike Added	LCS Result	LCS Qualifier	Unit	D	%Rec	%Rec Limits
1,2-Dichloropropane	0.0500	0.0525		mg/L		105	70 - 130
1,3,5-Trimethylbenzene	0.0500	0.0496		mg/L		99	70 - 130
1,3-Dichlorobenzene	0.0500	0.0503		mg/L		101	70 - 130
1,3-Dichloropropane	0.0500	0.0503		mg/L		101	70 - 130
1,4-Dichlorobenzene	0.0500	0.0503		mg/L		101	70 - 130
2,2-Dichloropropane	0.0500	0.0549		mg/L		110	70 - 130
2-Butanone (MEK)	0.250	0.259		mg/L		104	69 - 120
2-Chlorotoluene	0.0500	0.0497		mg/L		99	70 - 130
2-Hexanone	0.250	0.293		mg/L		117	70 - 130
4-Chlorotoluene	0.0500	0.0501		mg/L		100	70 - 130
Acetone	0.250	0.221		mg/L		89	67 - 120
Benzene	0.0500	0.0505		mg/L		101	70 - 130
Bromobenzene	0.0500	0.0496		mg/L		99	70 - 130
Bromochloromethane	0.0500	0.0463		mg/L		93	70 - 130
Dichlorobromomethane	0.0500	0.0492		mg/L		98	70 - 130
Bromoform	0.0500	0.0502		mg/L		100	69 - 129
Bromomethane	0.0500	0.0470		mg/L		94	28 - 192
Carbon disulfide	0.0500	0.0497		mg/L		99	70 - 130
Carbon tetrachloride	0.0500	0.0547		mg/L		109	70 - 130
Chlorobenzene	0.0500	0.0476		mg/L		95	70 - 130
Chloroethane	0.0500	0.0429		mg/L		86	31 - 213
Chloroform	0.0500	0.0467		mg/L		93	70 - 130
Chloromethane	0.0500	0.0509		mg/L		102	59 - 127
cis-1,2-Dichloroethene	0.0500	0.0491		mg/L		98	70 - 130
cis-1,3-Dichloropropene	0.0500	0.0509		mg/L		102	70 - 130
Chlorodibromomethane	0.0500	0.0485		mg/L		97	70 - 130
Dibromomethane	0.0500	0.0471		mg/L		94	70 - 130
Dichlorodifluoromethane	0.0500	0.0522		mg/L		104	70 - 130
Ethylbenzene	0.0500	0.0497		mg/L		99	70 - 130
Hexachlorobutadiene	0.0500	0.0489		mg/L		98	70 - 130
Isopropylbenzene	0.0500	0.0496		mg/L		99	70 - 130
4-Methyl-2-pentanone (MIBK)	0.250	0.257		mg/L		103	68 - 120
Methyl tert-butyl ether	0.0500	0.0582		mg/L		116	70 - 130
Methylene Chloride	0.0500	0.0518		mg/L		104	70 - 130
m-Xylene & p-Xylene	0.0500	0.0493		mg/L		99	70 - 130
Naphthalene	0.0500	0.0543		mg/L		109	57 - 149
n-Butylbenzene	0.0500	0.0534		mg/L		107	70 - 130
N-Propylbenzene	0.0500	0.0506		mg/L		101	70 - 130
o-Xylene	0.0500	0.0501		mg/L		100	70 - 130
p-Isopropyltoluene	0.0500	0.0508		mg/L		102	70 - 130
sec-Butylbenzene	0.0500	0.0502		mg/L		100	70 - 130
Styrene	0.0500	0.0501		mg/L		100	70 - 130
tert-Butylbenzene	0.0500	0.0486		mg/L		97	70 - 130
Tetrachloroethene	0.0500	0.0492		mg/L		98	70 - 130
Toluene	0.0500	0.0469		mg/L		94	70 - 130
trans-1,2-Dichloroethene	0.0500	0.0471		mg/L		94	70 - 130
trans-1,3-Dichloropropene	0.0500	0.0500		mg/L		100	70 - 130
Trichloroethene	0.0500	0.0523		mg/L		105	70 - 130
Trichlorofluoromethane	0.0500	0.0522		mg/L		104	63 - 142

Method: 8260D - Volatile Organic Compounds by GC/MS (Continued)

Lab Sample ID: LCS 680-867936/4
Matrix: Water
Analysis Batch: 867936

Client Sample ID: Lab Control Sample
Prep Type: Total/NA

Analyte	Spike Added	LCS Result	LCS Qualifier	Unit	D	%Rec	%Rec Limits
Vinyl acetate	0.100	0.112		mg/L		112	67 - 135
Vinyl chloride	0.0500	0.0500		mg/L		100	66 - 129
Xylenes, Total	0.100	0.0994		mg/L		99	70 - 130

Surrogate	*LCS %Recovery*	*LCS Qualifier*	*Limits*
1,2-Dichloroethane-d4 (Surr)	*95*		*60 - 124*
4-Bromofluorobenzene (Surr)	*97*		*70 - 130*
Dibromofluoromethane (Surr)	*93*		*70 - 130*
Toluene-d8 (Surr)	*94*		*70 - 130*

Lab Sample ID: LCSD 680-867936/5
Matrix: Water
Analysis Batch: 867936

Client Sample ID: Lab Control Sample Dup
Prep Type: Total/NA

Analyte	Spike Added	LCSD Result	LCSD Qualifier	Unit	D	%Rec	%Rec Limits	RPD	RPD Limit
1,1,1,2-Tetrachloroethane	0.0500	0.0469		mg/L		94	70 - 130	3	30
1,1,1-Trichloroethane	0.0500	0.0506		mg/L		101	70 - 130	1	30
1,1,2,2-Tetrachloroethane	0.0500	0.0535		mg/L		107	70 - 130	5	30
1,1,2-Trichloroethane	0.0500	0.0509		mg/L		102	70 - 130	2	30
1,1-Dichloroethane	0.0500	0.0480		mg/L		96	70 - 130	2	30
1,1-Dichloroethene	0.0500	0.0467		mg/L		93	70 - 130	3	20
1,1-Dichloropropene	0.0500	0.0550		mg/L		110	70 - 130	2	20
1,2,3-Trichlorobenzene	0.0500	0.0482		mg/L		96	61 - 141	3	30
1,2,3-Trichloropropane	0.0500	0.0548		mg/L		110	70 - 130	4	30
1,2,4-Trichlorobenzene	0.0500	0.0538		mg/L		108	70 - 130	2	30
1,2,4-Trimethylbenzene	0.0500	0.0501		mg/L		100	70 - 130	1	30
1,2-Dibromo-3-Chloropropane	0.0500	0.0574		mg/L		115	70 - 130	5	30
Ethylene Dibromide	0.0500	0.0497		mg/L		99	70 - 130	2	30
1,2-Dichlorobenzene	0.0500	0.0514		mg/L		103	70 - 130	2	30
1,2-Dichloroethane	0.0500	0.0482		mg/L		96	70 - 130	1	50
1,2-Dichloroethene, Total	0.100	0.0948		mg/L		95	70 - 130	1	20
1,2-Dichloropropane	0.0500	0.0530		mg/L		106	70 - 130	1	20
1,3,5-Trimethylbenzene	0.0500	0.0500		mg/L		100	70 - 130	1	30
1,3-Dichlorobenzene	0.0500	0.0511		mg/L		102	70 - 130	2	30
1,3-Dichloropropane	0.0500	0.0509		mg/L		102	70 - 130	1	20
1,4-Dichlorobenzene	0.0500	0.0505		mg/L		101	70 - 130	0	30
2,2-Dichloropropane	0.0500	0.0541		mg/L		108	70 - 130	2	20
2-Butanone (MEK)	0.250	0.267		mg/L		107	69 - 120	3	30
2-Chlorotoluene	0.0500	0.0498		mg/L		100	70 - 130	0	30
2-Hexanone	0.250	0.296		mg/L		118	70 - 130	1	20
4-Chlorotoluene	0.0500	0.0509		mg/L		102	70 - 130	2	30
Acetone	0.250	0.230		mg/L		92	67 - 120	4	30
Benzene	0.0500	0.0504		mg/L		101	70 - 130	0	30
Bromobenzene	0.0500	0.0512		mg/L		102	70 - 130	3	30
Bromochloromethane	0.0500	0.0471		mg/L		94	70 - 130	2	30
Dichlorobromomethane	0.0500	0.0497		mg/L		99	70 - 130	1	30
Bromoform	0.0500	0.0532		mg/L		106	69 - 129	6	30
Bromomethane	0.0500	0.0447		mg/L		89	28 - 192	5	30

Method: 8260D - Volatile Organic Compounds by GC/MS (Continued)

Lab Sample ID: LCSD 680-867936/5
Matrix: Water
Analysis Batch: 867936

Client Sample ID: Lab Control Sample Dup
Prep Type: Total/NA

Analyte	Spike Added	LCSD Result	LCSD Qualifier	Unit	D	%Rec	%Rec Limits	RPD	RPD Limit
Carbon disulfide	0.0500	0.0483		mg/L		97	70 - 130	3	30
Carbon tetrachloride	0.0500	0.0548		mg/L		110	70 - 130	0	30
Chlorobenzene	0.0500	0.0485		mg/L		97	70 - 130	2	30
Chloroethane	0.0500	0.0417		mg/L		83	31 - 213	3	30
Chloroform	0.0500	0.0464		mg/L		93	70 - 130	1	30
Chloromethane	0.0500	0.0487		mg/L		97	59 - 127	4	30
cis-1,2-Dichloroethene	0.0500	0.0484		mg/L		97	70 - 130	2	30
cis-1,3-Dichloropropene	0.0500	0.0512		mg/L		102	70 - 130	1	20
Chlorodibromomethane	0.0500	0.0501		mg/L		100	70 - 130	3	30
Dibromomethane	0.0500	0.0484		mg/L		97	70 - 130	3	30
Dichlorodifluoromethane	0.0500	0.0511		mg/L		102	70 - 130	2	40
Ethylbenzene	0.0500	0.0501		mg/L		100	70 - 130	1	20
Hexachlorobutadiene	0.0500	0.0492		mg/L		98	70 - 130	1	20
Isopropylbenzene	0.0500	0.0498		mg/L		100	70 - 130	0	30
4-Methyl-2-pentanone (MIBK)	0.250	0.261		mg/L		105	68 - 120	2	30
Methyl tert-butyl ether	0.0500	0.0598		mg/L		120	70 - 130	3	30
Methylene Chloride	0.0500	0.0511		mg/L		102	70 - 130	1	30
m-Xylene & p-Xylene	0.0500	0.0500		mg/L		100	70 - 130	1	30
Naphthalene	0.0500	0.0560		mg/L		112	57 - 149	3	30
n-Butylbenzene	0.0500	0.0528		mg/L		106	70 - 130	1	30
N-Propylbenzene	0.0500	0.0508		mg/L		102	70 - 130	0	30
o-Xylene	0.0500	0.0504		mg/L		101	70 - 130	1	30
p-Isopropyltoluene	0.0500	0.0507		mg/L		101	70 - 130	0	30
sec-Butylbenzene	0.0500	0.0502		mg/L		100	70 - 130	0	30
Styrene	0.0500	0.0510		mg/L		102	70 - 130	2	30
tert-Butylbenzene	0.0500	0.0495		mg/L		99	70 - 130	2	30
Tetrachloroethene	0.0500	0.0490		mg/L		98	70 - 130	0	30
Toluene	0.0500	0.0468		mg/L		94	70 - 130	0	30
trans-1,2-Dichloroethene	0.0500	0.0464		mg/L		93	70 - 130	1	30
trans-1,3-Dichloropropene	0.0500	0.0503		mg/L		101	70 - 130	1	30
Trichloroethene	0.0500	0.0528		mg/L		106	70 - 130	1	30
Trichlorofluoromethane	0.0500	0.0515		mg/L		103	63 - 142	1	30
Vinyl acetate	0.100	0.114		mg/L		114	67 - 135	1	30
Vinyl chloride	0.0500	0.0478		mg/L		96	66 - 129	5	30
Xylenes, Total	0.100	0.100		mg/L		100	70 - 130	1	30

Surrogate	*LCSD %Recovery*	*LCSD Qualifier*	*Limits*
1,2-Dichloroethane-d4 (Surr)	*95*		*60 - 124*
4-Bromofluorobenzene (Surr)	*97*		*70 - 130*
Dibromofluoromethane (Surr)	*93*		*70 - 130*
Toluene-d8 (Surr)	*94*		*70 - 130*

Method: 8081B - Organochlorine Pesticides (GC)

Lab Sample ID: MB 680-867725/1-A
Matrix: Water
Analysis Batch: 867792

Client Sample ID: Method Blank
Prep Type: Total/NA
Prep Batch: 867725

Analyte	MB Result	MB Qualifier	RL	MDL	Unit	D	Prepared	Analyzed	Dil Fac
Heptachlor	0.0000010	U	0.000050	0.0000010	mg/L		12/06/24 12:10	12/07/24 02:02	1

Surrogate	*MB %Recovery*	*MB Qualifier*	*Limits*	*Prepared*	*Analyzed*	*Dil Fac*
DCB Decachlorobiphenyl	*74*		*30 - 130*	*12/06/24 12:10*	*12/07/24 02:02*	*1*
Tetrachloro-m-xylene	*69*		*30 - 130*	*12/06/24 12:10*	*12/07/24 02:02*	*1*

Lab Sample ID: LCS 680-867725/2-A
Matrix: Water
Analysis Batch: 867792

Client Sample ID: Lab Control Sample
Prep Type: Total/NA
Prep Batch: 867725

Analyte			Spike Added	LCS Result	LCS Qualifier	Unit	D	%Rec	%Rec Limits		
Heptachlor			0.0000400	0.0000315	J	mg/L		79	30 - 130		

Surrogate	*LCS %Recovery*	*LCS Qualifier*	*Limits*
DCB Decachlorobiphenyl	*79*		*30 - 130*
Tetrachloro-m-xylene	*72*		*30 - 130*

QC Association Summary

Client: Trihydro Corporation
Project/Site: PFSG, Valdosta GA Site

Job ID: 680-259404-1

GC/MS VOA

Analysis Batch: 867936

Lab Sample ID	Client Sample ID	Prep Type	Matrix	Method	Prep Batch
680-259404-1	MW-29	Total/NA	Water	8260D	
680-259404-2	MW-19R	Total/NA	Water	8260D	
680-259404-3	MW-28	Total/NA	Water	8260D	
680-259404-4	MW-26	Total/NA	Water	8260D	
680-259404-5	MW-18	Total/NA	Water	8260D	
680-259404-6	MW-27	Total/NA	Water	8260D	
680-259404-7	Trip Blank	Total/NA	Water	8260D	
MB 680-867936/9	Method Blank	Total/NA	Water	8260D	
LCS 680-867936/4	Lab Control Sample	Total/NA	Water	8260D	
LCSD 680-867936/5	Lab Control Sample Dup	Total/NA	Water	8260D	

GC Semi VOA

Prep Batch: 867725

Lab Sample ID	Client Sample ID	Prep Type	Matrix	Method	Prep Batch
680-259404-1	MW-29	Total/NA	Water	3510C	
680-259404-2	MW-19R	Total/NA	Water	3510C	
680-259404-3	MW-28	Total/NA	Water	3510C	
680-259404-4	MW-26	Total/NA	Water	3510C	
680-259404-5	MW-18	Total/NA	Water	3510C	
680-259404-6	MW-27	Total/NA	Water	3510C	
MB 680-867725/1-A	Method Blank	Total/NA	Water	3510C	
LCS 680-867725/2-A	Lab Control Sample	Total/NA	Water	3510C	

Analysis Batch: 867792

Lab Sample ID	Client Sample ID	Prep Type	Matrix	Method	Prep Batch
680-259404-1	MW-29	Total/NA	Water	8081B	867725
680-259404-2	MW-19R	Total/NA	Water	8081B	867725
680-259404-3	MW-28	Total/NA	Water	8081B	867725
680-259404-4	MW-26	Total/NA	Water	8081B	867725
680-259404-5	MW-18	Total/NA	Water	8081B	867725
680-259404-6	MW-27	Total/NA	Water	8081B	867725
MB 680-867725/1-A	Method Blank	Total/NA	Water	8081B	867725
LCS 680-867725/2-A	Lab Control Sample	Total/NA	Water	8081B	867725

Lab Chronicle

Client: Trihydro Corporation
Project/Site: PFSG, Valdosta GA Site

Job ID: 680-259404-1

Client Sample ID: MW-29
Date Collected: 12/04/24 11:20
Date Received: 12/05/24 10:30

Lab Sample ID: 680-259404-1
Matrix: Water

Prep Type	Batch Type	Batch Method	Run	Dil Factor	Initial Amount	Final Amount	Batch Number	Prepared or Analyzed	Analyst	Lab
Total/NA	Analysis	8260D		1	5 mL	5 mL	867936	12/09/24 15:22	Y1S	EET SAV
	Instrument ID: CMSU									
Total/NA	Prep	3510C			258.8 mL	1 mL	867725	12/06/24 12:10	AM	EET SAV
Total/NA	Analysis	8081B		1	1 mL	1 mL	867792	12/07/24 04:11	K1C	EET SAV
	Instrument ID: CSGAA									

Client Sample ID: MW-19R
Date Collected: 12/04/24 13:15
Date Received: 12/05/24 10:30

Lab Sample ID: 680-259404-2
Matrix: Water

Prep Type	Batch Type	Batch Method	Run	Dil Factor	Initial Amount	Final Amount	Batch Number	Prepared or Analyzed	Analyst	Lab
Total/NA	Analysis	8260D		1	5 mL	5 mL	867936	12/09/24 15:45	Y1S	EET SAV
	Instrument ID: CMSU									
Total/NA	Prep	3510C			257.2 mL	1 mL	867725	12/06/24 12:10	AM	EET SAV
Total/NA	Analysis	8081B		1	1 mL	1 mL	867792	12/07/24 04:26	K1C	EET SAV
	Instrument ID: CSGAA									

Client Sample ID: MW-28
Date Collected: 12/04/24 14:35
Date Received: 12/05/24 10:30

Lab Sample ID: 680-259404-3
Matrix: Water

Prep Type	Batch Type	Batch Method	Run	Dil Factor	Initial Amount	Final Amount	Batch Number	Prepared or Analyzed	Analyst	Lab
Total/NA	Analysis	8260D		1	5 mL	5 mL	867936	12/09/24 16:08	Y1S	EET SAV
	Instrument ID: CMSU									
Total/NA	Prep	3510C			247.4 mL	1 mL	867725	12/06/24 12:10	AM	EET SAV
Total/NA	Analysis	8081B		1	1 mL	1 mL	867792	12/07/24 04:40	K1C	EET SAV
	Instrument ID: CSGAA									

Client Sample ID: MW-26
Date Collected: 12/04/24 14:10
Date Received: 12/05/24 10:30

Lab Sample ID: 680-259404-4
Matrix: Water

Prep Type	Batch Type	Batch Method	Run	Dil Factor	Initial Amount	Final Amount	Batch Number	Prepared or Analyzed	Analyst	Lab
Total/NA	Analysis	8260D		1	5 mL	5 mL	867936	12/09/24 16:30	Y1S	EET SAV
	Instrument ID: CMSU									
Total/NA	Prep	3510C			261.7 mL	1 mL	867725	12/06/24 12:10	AM	EET SAV
Total/NA	Analysis	8081B		1	1 mL	1 mL	867792	12/07/24 04:54	K1C	EET SAV
	Instrument ID: CSGAA									

Client Sample ID: MW-18
Date Collected: 12/04/24 11:55
Date Received: 12/05/24 10:30

Lab Sample ID: 680-259404-5
Matrix: Water

Prep Type	Batch Type	Batch Method	Run	Dil Factor	Initial Amount	Final Amount	Batch Number	Prepared or Analyzed	Analyst	Lab
Total/NA	Analysis	8260D		1	5 mL	5 mL	867936	12/09/24 16:53	Y1S	EET SAV
	Instrument ID: CMSU									

Lab Chronicle

Client: Trihydro Corporation
Job ID: 680-259404-1
Project/Site: PFSG, Valdosta GA Site

Client Sample ID: MW-18
Lab Sample ID: 680-259404-5
Date Collected: 12/04/24 11:55
Matrix: Water
Date Received: 12/05/24 10:30

Prep Type	Batch Type	Batch Method	Run	Dil Factor	Initial Amount	Final Amount	Batch Number	Prepared or Analyzed	Analyst	Lab
Total/NA	Prep	3510C			261.5 mL	1 mL	867725	12/06/24 12:10	AM	EET SAV
Total/NA	Analysis	8081B		1	1 mL	1 mL	867792	12/07/24 05:08	K1C	EET SAV
	Instrument ID: CSGAA									

Client Sample ID: MW-27
Lab Sample ID: 680-259404-6
Date Collected: 12/04/24 15:20
Matrix: Water
Date Received: 12/05/24 10:30

Prep Type	Batch Type	Batch Method	Run	Dil Factor	Initial Amount	Final Amount	Batch Number	Prepared or Analyzed	Analyst	Lab
Total/NA	Analysis	8260D		1	5 mL	5 mL	867936	12/09/24 17:15	Y1S	EET SAV
	Instrument ID: CMSU									
Total/NA	Prep	3510C			268.3 mL	1 mL	867725	12/06/24 12:10	AM	EET SAV
Total/NA	Analysis	8081B		1	1 mL	1 mL	867792	12/07/24 05:23	K1C	EET SAV
	Instrument ID: CSGAA									

Client Sample ID: Trip Blank
Lab Sample ID: 680-259404-7
Date Collected: 12/04/24 00:00
Matrix: Water
Date Received: 12/05/24 10:30

Prep Type	Batch Type	Batch Method	Run	Dil Factor	Initial Amount	Final Amount	Batch Number	Prepared or Analyzed	Analyst	Lab
Total/NA	Analysis	8260D		1	5 mL	5 mL	867936	12/09/24 13:07	Y1S	EET SAV
	Instrument ID: CMSU									

Laboratory References:
EET SAV = Eurofins Savannah, 5102 LaRoche Avenue, Savannah, GA 31404, TEL (912)354-7858

Accreditation/Certification Summary

Client: Trihydro Corporation
Job ID: 680-259404-1
Project/Site: PFSG, Valdosta GA Site

Laboratory: Eurofins Savannah

The accreditations/certifications listed below are applicable to this report.

Authority	Program	Identification Number	Expiration Date
Georgia	State	E87052	06-30-25

Method Summary

Client: Trihydro Corporation
Project/Site: PFSG, Valdosta GA Site

Job ID: 680-259404-1

Method	Method Description	Protocol	Laboratory
8260D	Volatile Organic Compounds by GC/MS	SW846	EET SAV
8081B	Organochlorine Pesticides (GC)	SW846	EET SAV
3510C	Liquid-Liquid Extraction (Separatory Funnel)	SW846	EET SAV
5030B	Purge and Trap	SW846	EET SAV

Protocol References:

SW846 = "Test Methods For Evaluating Solid Waste, Physical/Chemical Methods", Third Edition, November 1986 And Its Updates.

Laboratory References:

EET SAV = Eurofins Savannah, 5102 LaRoche Avenue, Savannah, GA 31404, TEL (912)354-7858

Eurofins Savannah
5102 LaRoche Avenue
Savannah, GA 31404
Phone: 912-354-7858 Fax: 912-352-0165

Chain of Custody Record

244- ATLANTA

Eurofins Environment Testing

Client Information	Sampler: Elizabeth Brown / David Jones	Lab PM: Rea, Todd	Carrier Tracking No(s):	COC No: 762-5880-1023.1
Client Contact: William Kelly	Phone: 229-244-8619	E-Mail: Todd.Rea@et.eurofinsus.com	State of Origin:	Page: Page 1 of 4
Company: Trihydro Corporation	PWSID:			Job #:
Address: 3740 Saint Johns Bluff Road S., Suite 14	Due Date Requested:			
City: Jacksonville	TAT Requested (days):			
State, Zip: FL, 32224	Compliance Project: ∧ Yes ∆ No			
Phone: 904-513-9742(Tel)	PO #: 20240380			
Email: bkelly@trihydro.com	WO #: PERMA-024-0001, 0001			
Project Name: PFSG, Valdosta GA Site	Project #: 76200666			
Site:	SSOW#:			

Analysis Requested

Preservation Codes:
A - HCL
N - None
Other:

Sample Identification	Sample Date	Sample Time	Sample Type (C=Comp, G=grab)	Matrix (W=water, S=solid, O=waste/oil, BT=Tissue, A=Air)	Field Filtered Sample (Yes or No)	Perform MS/MSD (Yes or No)	8260D - Volatile Organic Compounds	8081B - Heptachlor Only	Total Number of containers	Special Instructions/Note:
			Preservation Code:				A	N		
MW-29	12/4/24	11:20	G	Water			X	X	4	
MW-19R		13:15		Water			X	X	4	
MW-28		14:35		Water			X	X	4	
MW-26		14:10		Water			X	X	4	
MW-18		11:55		Water			X	X	4	
MW-27		15:20		Water			X	X	4	
				Water						
				Water						
				Water						
				Water						
				Water						

680-259404 Chain of Custody

Possible Hazard Identification
☐ Non-Hazard ☐ Flammable ☐ Skin Irritant ☐ Poison B ☒ Unknown ☐ Radiological

Sample Disposal (A fee may be assessed if s
☐ Return To Client ☒ Disposal By L

Deliverable Requested: I, II, III, IV, Other (specify)

Special Instructions/QC Requirements:

Empty Kit Relinquished by:	Date:	Time:	Method of Shipment:

Relinquished by:	Date/Time:	Company	Received by:	Date/Time:	Company
Elizabeth Brown	12/4/24 / 17:00	TR	Fed Ex	12/4/24 / 17:00	Fed Ex
Relinquished by:	Date/Time:	Company	Received by:	Date/Time:	Company
				12-5-24 1630	TR
Relinquished by:	Date/Time:	Company	Received by:	Date/Time:	Company

Custody Seals Intact: ∆ Yes ∆ No	Custody Seal No.:	Cooler Temperature(s) °C and Other Remarks:
		2.1/2.1

Login Sample Receipt Checklist

Client: Trihydro Corporation

Job Number: 680-259404-1

Login Number: 259404
List Number: 1
Creator: Sims, Robert D

List Source: Eurofins Savannah

Question	Answer	Comment
Radioactivity wasn't checked or is </= background as measured by a survey meter.	N/A	
The cooler's custody seal, if present, is intact.	True	
Sample custody seals, if present, are intact.	True	
The cooler or samples do not appear to have been compromised or tampered with.	True	
Samples were received on ice.	True	
Cooler Temperature is acceptable.	True	
Cooler Temperature is recorded.	True	
COC is present.	True	
COC is filled out in ink and legible.	True	
COC is filled out with all pertinent information.	True	
Is the Field Sampler's name present on COC?	True	
There are no discrepancies between the containers received and the COC.	False	Received Trip Blank(s) not listed on COC.
Samples are received within Holding Time (excluding tests with immediate HTs)	True	
Sample containers have legible labels.	True	
Containers are not broken or leaking.	True	
Sample collection date/times are provided.	True	
Appropriate sample containers are used.	True	
Sample bottles are completely filled.	True	
Sample Preservation Verified.	N/A	
There is sufficient vol. for all requested analyses, incl. any requested MS/MSDs	True	
Containers requiring zero headspace have no headspace or bubble is <6mm (1/4").	N/A	
Multiphasic samples are not present.	True	
Samples do not require splitting or compositing.	True	
Residual Chlorine Checked.	N/A	

eurofins | Environment Testing

ANALYTICAL REPORT

PREPARED FOR

Attn: William C Kelly
Trihydro Corporation
3740 Saint Johns Bluff Road S., Suite 14
Jacksonville, Florida 32224

Generated 12/18/2024 4:58:29 PM

JOB DESCRIPTION

PFSG, Valdosta GA Site

JOB NUMBER

680-259529-1

Eurofins Savannah
5102 LaRoche Avenue
Savannah GA 31404

See page two for job notes and contact information.

my EOL

Job Notes

This report may not be reproduced except in full, and with written approval from the laboratory. The results relate only to the samples tested. For questions please contact the Project Manager at the e-mail address or telephone number listed on this page.

The test results in this report relate only to the samples as received by the laboratory and will meet all requirements of the methodology, with any exceptions noted. This report shall not be reproduced except in full, without the express written approval of the laboratory. All questions should be directed to the Eurofins Environment Testing Southeast, LLC Project Manager.

Authorization



Generated
12/18/2024 4:58:29 PM

Authorized for release by
Todd Rea, Project Manager
Todd.Rea@et.eurofinsus.com
(321)280-2060

Qualifiers

GC/MS VOA

Qualifier	Qualifier Description
*+	LCS and/or LCSD is outside acceptance limits, high biased.
J	Result is less than the RL but greater than or equal to the MDL and the concentration is an approximate value.
U	Indicates the analyte was analyzed for but not detected.

GC Semi VOA

Qualifier	Qualifier Description
*1	LCS/LCSD RPD exceeds control limits.
J	Result is less than the RL but greater than or equal to the MDL and the concentration is an approximate value.
U	Indicates the analyte was analyzed for but not detected.

Glossary

Abbreviation	These commonly used abbreviations may or may not be present in this report.
☼	Listed under the "D" column to designate that the result is reported on a dry weight basis
%R	Percent Recovery
CFL	Contains Free Liquid
CFU	Colony Forming Unit
CNF	Contains No Free Liquid
DER	Duplicate Error Ratio (normalized absolute difference)
Dil Fac	Dilution Factor
DL	Detection Limit (DoD/DOE)
DL, RA, RE, IN	Indicates a Dilution, Re-analysis, Re-extraction, or additional Initial metals/anion analysis of the sample
DLC	Decision Level Concentration (Radiochemistry)
EDL	Estimated Detection Limit (Dioxin)
LOD	Limit of Detection (DoD/DOE)
LOQ	Limit of Quantitation (DoD/DOE)
MCL	EPA recommended "Maximum Contaminant Level"
MDA	Minimum Detectable Activity (Radiochemistry)
MDC	Minimum Detectable Concentration (Radiochemistry)
MDL	Method Detection Limit
ML	Minimum Level (Dioxin)
MPN	Most Probable Number
MQL	Method Quantitation Limit
NC	Not Calculated
ND	Not Detected at the reporting limit (or MDL or EDL if shown)
NEG	Negative / Absent
POS	Positive / Present
PQL	Practical Quantitation Limit
PRES	Presumptive
QC	Quality Control
RER	Relative Error Ratio (Radiochemistry)
RL	Reporting Limit or Requested Limit (Radiochemistry)
RPD	Relative Percent Difference, a measure of the relative difference between two points
TEF	Toxicity Equivalent Factor (Dioxin)
TEQ	Toxicity Equivalent Quotient (Dioxin)
TNTC	Too Numerous To Count

Sample Summary

Client: Trihydro Corporation
Job ID: 680-259529-1
Project/Site: PFSG, Valdosta GA Site

Lab Sample ID	Client Sample ID	Matrix	Collected	Received
680-259529-1	MW-16	Water	12/05/24 14:25	12/07/24 10:07
680-259529-2	MW-15	Water	12/05/24 15:45	12/07/24 10:07
680-259529-3	MW-14D	Water	12/06/24 10:30	12/07/24 10:07
680-259529-4	MW-14S	Water	12/06/24 12:05	12/07/24 10:07
680-259529-5	MW-3	Water	12/06/24 14:20	12/07/24 10:07
680-259529-6	MW-24D	Water	12/06/24 15:55	12/07/24 10:07
680-259529-7	Equipment Blank Pump 1	Water	12/06/24 16:40	12/07/24 10:07
680-259529-8	MW-17	Water	12/06/24 09:55	12/07/24 10:07
680-259529-9	MW-103	Water	12/06/24 15:00	12/07/24 10:07
680-259529-10	MW-2DR	Water	12/06/24 16:35	12/07/24 10:07
680-259529-11	Trip Blank	Water	12/06/24 08:00	12/07/24 10:07

Job Narrative
680-259529-1

Analytical test results meet all requirements of the associated regulatory program listed on the Accreditation/Certification Summary Page unless otherwise noted under the individual analysis. Data qualifiers and/or narrative comments are included to explain any exceptions, if applicable.

- Matrix QC may not be reported if insufficient sample is provided or site-specific QC samples were not submitted. In these situations, to demonstrate precision and accuracy at a batch level, a LCS/LCSD may be performed, unless otherwise specified in the method.
- Surrogate and/or isotope dilution analyte recoveries (if applicable) which are outside of the QC window are confirmed unless attributed to a dilution or otherwise noted in the narrative.

Regulated compliance samples (e.g. SDWA, NPDES) must comply with the associated agency requirements/permits.

Receipt
The samples were received on 12/7/2024 10:07 AM. Unless otherwise noted below, the samples arrived in good condition, and, where required, properly preserved and on ice. The temperature of the cooler at receipt time was 1.3°C.

GC/MS VOA
Method 8260D: The continuing calibration verification (CCV) associated with batch 680-869097 recovered above the upper control limit for Bromomethane and Chloroethane. The samples associated with this CCV were non-detects for the affected analytes; therefore, the data have been reported.

Method 8260D: The continuing calibration verification (CCV) associated with batch 680-869097 recovered outside acceptance criteria, low biased, for Acetone. A reporting limit (RL) standard was analyzed, and the target analytes are detected. Since the associated samples were non-detect for the analyte(s), the data are reported.

Method 8260D: The laboratory control sample duplicate (LCSD) for analytical batch 680-869097 recovered outside control limits for the following analytes: Bromomethane. These analytes were biased high in the LCSD and were not detected in the associated samples; therefore, the data have been reported.

Method 8260D: The method blank for 680-869097 contained n-Butylbenzene above the method detection limit (MDL). Associated samples were not re-analyzed because the method blank results were less than the reporting limit (RL) OR practical quantitation limit (PQL).

Method 8260D: The matrix spike / matrix spike duplicate (MS/MSD) recoveries for analytical batch 680-869097 were outside control limits for one or more analytes. See QC Sample Results for detail. Sample matrix interference and/or non-homogeneity are suspected because the associated laboratory control sample (LCS) recovery is within acceptance limits.

Method 8260D: The continuing calibration verification (CCV) associated with batch 680-869245 recovered above the upper control limit for Bromomethane, Chloroethane and Vinyl chloride. The samples associated with this CCV were non-detects for the affected analytes; therefore, the data have been reported.

No additional analytical or quality issues were noted, other than those described above or in the Definitions/ Glossary page.

Pesticides
Method 8081B: The RPD of the laboratory control sample (LCS) and laboratory control sample duplicate (LCSD) for preparation batch 680-868669 and analytical batch 680-868636 recovered outside control limits.

No additional analytical or quality issues were noted, other than those described above or in the Definitions/ Glossary page.

Client: Trihydro Corporation
Job ID: 680-259529-1
Project/Site: PFSG, Valdosta GA Site

Client Sample ID: MW-16
Lab Sample ID: 680-259529-1
Date Collected: 12/05/24 14:25
Matrix: Water
Date Received: 12/07/24 10:07

Method: SW846 8260D - Volatile Organic Compounds by GC/MS

Analyte	Result	Qualifier	RL	MDL	Unit	D	Prepared	Analyzed	Dil Fac
1,1,1,2-Tetrachloroethane	0.00036	U	0.0010	0.00036	mg/L			12/16/24 13:46	1
1,1,1-Trichloroethane	0.00021	U	0.0010	0.00021	mg/L			12/16/24 13:46	1
1,1,2,2-Tetrachloroethane	0.00040	U	0.0010	0.00040	mg/L			12/16/24 13:46	1
1,1,2-Trichloroethane	0.00032	U	0.0010	0.00032	mg/L			12/16/24 13:46	1
1,1-Dichloroethane	0.00033	U	0.0010	0.00033	mg/L			12/16/24 13:46	1
1,1-Dichloroethene	0.00033	U	0.0010	0.00033	mg/L			12/16/24 13:46	1
1,1-Dichloropropene	0.00028	U	0.0010	0.00028	mg/L			12/16/24 13:46	1
1,2,3-Trichlorobenzene	0.00081	U	0.0050	0.00081	mg/L			12/16/24 13:46	1
1,2,3-Trichloropropane	0.00048	U	0.0010	0.00048	mg/L			12/16/24 13:46	1
1,2,4-Trichlorobenzene	0.00053	U	0.0050	0.00053	mg/L			12/16/24 13:46	1
1,2,4-Trimethylbenzene	0.00043	U	0.0010	0.00043	mg/L			12/16/24 13:46	1
1,2-Dibromo-3-Chloropropane	0.0018	U	0.0050	0.0018	mg/L			12/16/24 13:46	1
Ethylene Dibromide	0.00033	U	0.0010	0.00033	mg/L			12/16/24 13:46	1
1,2-Dichlorobenzene	0.00031	U	0.0010	0.00031	mg/L			12/16/24 13:46	1
1,2-Dichloroethane	0.00025	U	0.0010	0.00025	mg/L			12/16/24 13:46	1
1,2-Dichloroethene, Total	0.00037	U	0.0020	0.00037	mg/L			12/16/24 13:46	1
1,2-Dichloropropane	0.00022	U	0.0010	0.00022	mg/L			12/16/24 13:46	1
1,3,5-Trimethylbenzene	0.00028	U	0.0010	0.00028	mg/L			12/16/24 13:46	1
1,3-Dichlorobenzene	0.00031	U	0.0010	0.00031	mg/L			12/16/24 13:46	1
1,3-Dichloropropane	0.00036	U	0.0010	0.00036	mg/L			12/16/24 13:46	1
1,4-Dichlorobenzene	0.00031	U	0.0010	0.00031	mg/L			12/16/24 13:46	1
2,2-Dichloropropane	0.00035	U	0.0010	0.00035	mg/L			12/16/24 13:46	1
2-Butanone (MEK)	0.0064	U	0.010	0.0064	mg/L			12/16/24 13:46	1
2-Chlorotoluene	0.00025	U	0.0010	0.00025	mg/L			12/16/24 13:46	1
2-Hexanone	0.0032	U	0.010	0.0032	mg/L			12/16/24 13:46	1
4-Chlorotoluene	0.00041	U	0.0010	0.00041	mg/L			12/16/24 13:46	1
Acetone	0.0037	U	0.010	0.0037	mg/L			12/16/24 13:46	1
Benzene	0.00027	U	0.0010	0.00027	mg/L			12/16/24 13:46	1
Bromobenzene	0.00024	U	0.0010	0.00024	mg/L			12/16/24 13:46	1
Bromochloromethane	0.00034	U	0.0010	0.00034	mg/L			12/16/24 13:46	1
Dichlorobromomethane	0.00025	U	0.0010	0.00025	mg/L			12/16/24 13:46	1
Bromoform	0.00059	U	0.0010	0.00059	mg/L			12/16/24 13:46	1
Bromomethane	0.0037	U *+	0.0050	0.0037	mg/L			12/16/24 13:46	1
Carbon disulfide	0.00043	U	0.0020	0.00043	mg/L			12/16/24 13:46	1
Carbon tetrachloride	0.00030	U	0.0010	0.00030	mg/L			12/16/24 13:46	1
Chlorobenzene	0.00015	U	0.0010	0.00015	mg/L			12/16/24 13:46	1
Chloroethane	0.0046	U	0.0050	0.0046	mg/L			12/16/24 13:46	1
Chloroform	0.00027	U	0.0010	0.00027	mg/L			12/16/24 13:46	1
Chloromethane	0.00054	U	0.0010	0.00054	mg/L			12/16/24 13:46	1
cis-1,2-Dichloroethene	0.00025	U	0.0010	0.00025	mg/L			12/16/24 13:46	1
cis-1,3-Dichloropropene	0.00026	U	0.0010	0.00026	mg/L			12/16/24 13:46	1
Chlorodibromomethane	0.00039	U	0.0010	0.00039	mg/L			12/16/24 13:46	1
Dibromomethane	0.00034	U	0.0010	0.00034	mg/L			12/16/24 13:46	1
Dichlorodifluoromethane	0.00036	U	0.0010	0.00036	mg/L			12/16/24 13:46	1
Ethylbenzene	0.00020	U	0.0010	0.00020	mg/L			12/16/24 13:46	1
Hexachlorobutadiene	0.00022	U	0.0050	0.00022	mg/L			12/16/24 13:46	1
Isopropylbenzene	0.00026	U	0.0010	0.00026	mg/L			12/16/24 13:46	1
4-Methyl-2-pentanone (MIBK)	0.0027	U	0.010	0.0027	mg/L			12/16/24 13:46	1
Methyl tert-butyl ether	0.00081	U	0.0050	0.00081	mg/L			12/16/24 13:46	1

Client Sample ID: MW-16

Lab Sample ID: 680-259529-1

Date Collected: 12/05/24 14:25

Matrix: Water

Date Received: 12/07/24 10:07

Method: SW846 8260D - Volatile Organic Compounds by GC/MS (Continued)

Analyte	Result	Qualifier	RL	MDL	Unit	D	Prepared	Analyzed	Dil Fac
Methylene Chloride	0.0032	U	0.0050	0.0032	mg/L			12/16/24 13:46	1
m-Xylene & p-Xylene	0.00049	U	0.0010	0.00049	mg/L			12/16/24 13:46	1
Naphthalene	0.0024	U	0.0050	0.0024	mg/L			12/16/24 13:46	1
n-Butylbenzene	0.00052	U	0.0010	0.00052	mg/L			12/16/24 13:46	1
N-Propylbenzene	0.00041	U	0.0010	0.00041	mg/L			12/16/24 13:46	1
o-Xylene	0.00026	U	0.0010	0.00026	mg/L			12/16/24 13:46	1
p-Isopropyltoluene	0.00044	U	0.0010	0.00044	mg/L			12/16/24 13:46	1
sec-Butylbenzene	0.00053	U	0.0010	0.00053	mg/L			12/16/24 13:46	1
Styrene	0.00027	U	0.0010	0.00027	mg/L			12/16/24 13:46	1
tert-Butylbenzene	0.00043	U	0.0010	0.00043	mg/L			12/16/24 13:46	1
Tetrachloroethene	**0.0028**		0.0010	0.00035	mg/L			12/16/24 13:46	1
Toluene	0.00025	U	0.0010	0.00025	mg/L			12/16/24 13:46	1
trans-1,2-Dichloroethene	0.00034	U	0.0010	0.00034	mg/L			12/16/24 13:46	1
trans-1,3-Dichloropropene	0.00023	U	0.0010	0.00023	mg/L			12/16/24 13:46	1
Trichloroethene	0.00020	U	0.0010	0.00020	mg/L			12/16/24 13:46	1
Trichlorofluoromethane	0.00033	U	0.0010	0.00033	mg/L			12/16/24 13:46	1
Vinyl acetate	0.00069	U	0.0020	0.00069	mg/L			12/16/24 13:46	1
Vinyl chloride	0.00040	U	0.0010	0.00040	mg/L			12/16/24 13:46	1
Xylenes, Total	0.00023	U	0.0010	0.00023	mg/L			12/16/24 13:46	1

Surrogate	*%Recovery*	*Qualifier*	*Limits*	*Prepared*	*Analyzed*	*Dil Fac*
1,2-Dichloroethane-d4 (Surr)	*94*		*60 - 124*		*12/16/24 13:46*	*1*
4-Bromofluorobenzene (Surr)	*100*		*70 - 130*		*12/16/24 13:46*	*1*
Dibromofluoromethane (Surr)	*103*		*70 - 130*		*12/16/24 13:46*	*1*
Toluene-d8 (Surr)	*107*		*70 - 130*		*12/16/24 13:46*	*1*

Method: SW846 8081B - Organochlorine Pesticides (GC)

Analyte	Result	Qualifier	RL	MDL	Unit	D	Prepared	Analyzed	Dil Fac
Heptachlor	0.00000097	U *1	0.000049	0.00000097	mg/L		12/12/24 14:18	12/12/24 23:49	1

Surrogate	*%Recovery*	*Qualifier*	*Limits*	*Prepared*	*Analyzed*	*Dil Fac*
DCB Decachlorobiphenyl	*70*		*30 - 130*	*12/12/24 14:18*	*12/12/24 23:49*	*1*
Tetrachloro-m-xylene	*63*		*30 - 130*	*12/12/24 14:18*	*12/12/24 23:49*	*1*

Client Sample ID: MW-15

Lab Sample ID: 680-259529-2

Date Collected: 12/05/24 15:45

Matrix: Water

Date Received: 12/07/24 10:07

Method: SW846 8260D - Volatile Organic Compounds by GC/MS

Analyte	Result	Qualifier	RL	MDL	Unit	D	Prepared	Analyzed	Dil Fac
1,1,1,2-Tetrachloroethane	0.00036	U	0.0010	0.00036	mg/L			12/16/24 14:08	1
1,1,1-Trichloroethane	0.00021	U	0.0010	0.00021	mg/L			12/16/24 14:08	1
1,1,2,2-Tetrachloroethane	0.00040	U	0.0010	0.00040	mg/L			12/16/24 14:08	1
1,1,2-Trichloroethane	0.00032	U	0.0010	0.00032	mg/L			12/16/24 14:08	1
1,1-Dichloroethane	0.00033	U	0.0010	0.00033	mg/L			12/16/24 14:08	1
1,1-Dichloroethene	0.00033	U	0.0010	0.00033	mg/L			12/16/24 14:08	1
1,1-Dichloropropene	0.00028	U	0.0010	0.00028	mg/L			12/16/24 14:08	1
1,2,3-Trichlorobenzene	0.00081	U	0.0050	0.00081	mg/L			12/16/24 14:08	1
1,2,3-Trichloropropane	0.00048	U	0.0010	0.00048	mg/L			12/16/24 14:08	1
1,2,4-Trichlorobenzene	0.00053	U	0.0050	0.00053	mg/L			12/16/24 14:08	1

Client: Trihydro Corporation
Project/Site: PFSG, Valdosta GA Site

Job ID: 680-259529-1

Client Sample ID: MW-15
Date Collected: 12/05/24 15:45
Date Received: 12/07/24 10:07

Lab Sample ID: 680-259529-2
Matrix: Water

Method: SW846 8260D - Volatile Organic Compounds by GC/MS (Continued)

Analyte	Result	Qualifier	RL	MDL	Unit	D	Prepared	Analyzed	Dil Fac
1,2,4-Trimethylbenzene	0.00043	U	0.0010	0.00043	mg/L			12/16/24 14:08	1
1,2-Dibromo-3-Chloropropane	0.0018	U	0.0050	0.0018	mg/L			12/16/24 14:08	1
Ethylene Dibromide	0.00033	U	0.0010	0.00033	mg/L			12/16/24 14:08	1
1,2-Dichlorobenzene	0.00031	U	0.0010	0.00031	mg/L			12/16/24 14:08	1
1,2-Dichloroethane	0.00025	U	0.0010	0.00025	mg/L			12/16/24 14:08	1
1,2-Dichloroethene, Total	0.00037	U	0.0020	0.00037	mg/L			12/16/24 14:08	1
1,2-Dichloropropane	0.00022	U	0.0010	0.00022	mg/L			12/16/24 14:08	1
1,3,5-Trimethylbenzene	0.00028	U	0.0010	0.00028	mg/L			12/16/24 14:08	1
1,3-Dichlorobenzene	0.00031	U	0.0010	0.00031	mg/L			12/16/24 14:08	1
1,3-Dichloropropane	0.00036	U	0.0010	0.00036	mg/L			12/16/24 14:08	1
1,4-Dichlorobenzene	0.00031	U	0.0010	0.00031	mg/L			12/16/24 14:08	1
2,2-Dichloropropane	0.00035	U	0.0010	0.00035	mg/L			12/16/24 14:08	1
2-Butanone (MEK)	0.0064	U	0.010	0.0064	mg/L			12/16/24 14:08	1
2-Chlorotoluene	0.00025	U	0.0010	0.00025	mg/L			12/16/24 14:08	1
2-Hexanone	0.0032	U	0.010	0.0032	mg/L			12/16/24 14:08	1
4-Chlorotoluene	0.00041	U	0.0010	0.00041	mg/L			12/16/24 14:08	1
Acetone	0.0037	U	0.010	0.0037	mg/L			12/16/24 14:08	1
Benzene	0.00027	U	0.0010	0.00027	mg/L			12/16/24 14:08	1
Bromobenzene	0.00024	U	0.0010	0.00024	mg/L			12/16/24 14:08	1
Bromochloromethane	0.00034	U	0.0010	0.00034	mg/L			12/16/24 14:08	1
Dichlorobromomethane	0.00025	U	0.0010	0.00025	mg/L			12/16/24 14:08	1
Bromoform	0.00059	U	0.0010	0.00059	mg/L			12/16/24 14:08	1
Bromomethane	0.0037	U *+	0.0050	0.0037	mg/L			12/16/24 14:08	1
Carbon disulfide	0.00043	U	0.0020	0.00043	mg/L			12/16/24 14:08	1
Carbon tetrachloride	0.00030	U	0.0010	0.00030	mg/L			12/16/24 14:08	1
Chlorobenzene	0.00015	U	0.0010	0.00015	mg/L			12/16/24 14:08	1
Chloroethane	0.0046	U	0.0050	0.0046	mg/L			12/16/24 14:08	1
Chloroform	0.00027	U	0.0010	0.00027	mg/L			12/16/24 14:08	1
Chloromethane	0.00054	U	0.0010	0.00054	mg/L			12/16/24 14:08	1
cis-1,2-Dichloroethene	0.00025	U	0.0010	0.00025	mg/L			12/16/24 14:08	1
cis-1,3-Dichloropropene	0.00026	U	0.0010	0.00026	mg/L			12/16/24 14:08	1
Chlorodibromomethane	0.00039	U	0.0010	0.00039	mg/L			12/16/24 14:08	1
Dibromomethane	0.00034	U	0.0010	0.00034	mg/L			12/16/24 14:08	1
Dichlorodifluoromethane	0.00036	U	0.0010	0.00036	mg/L			12/16/24 14:08	1
Ethylbenzene	0.00020	U	0.0010	0.00020	mg/L			12/16/24 14:08	1
Hexachlorobutadiene	0.00022	U	0.0050	0.00022	mg/L			12/16/24 14:08	1
Isopropylbenzene	0.00026	U	0.0010	0.00026	mg/L			12/16/24 14:08	1
4-Methyl-2-pentanone (MIBK)	0.0027	U	0.010	0.0027	mg/L			12/16/24 14:08	1
Methyl tert-butyl ether	0.00081	U	0.0050	0.00081	mg/L			12/16/24 14:08	1
Methylene Chloride	0.0032	U	0.0050	0.0032	mg/L			12/16/24 14:08	1
m-Xylene & p-Xylene	0.00049	U	0.0010	0.00049	mg/L			12/16/24 14:08	1
Naphthalene	0.0024	U	0.0050	0.0024	mg/L			12/16/24 14:08	1
n-Butylbenzene	0.00052	U	0.0010	0.00052	mg/L			12/16/24 14:08	1
N-Propylbenzene	0.00041	U	0.0010	0.00041	mg/L			12/16/24 14:08	1
o-Xylene	0.00026	U	0.0010	0.00026	mg/L			12/16/24 14:08	1
p-Isopropyltoluene	0.00044	U	0.0010	0.00044	mg/L			12/16/24 14:08	1
sec-Butylbenzene	0.00053	U	0.0010	0.00053	mg/L			12/16/24 14:08	1
Styrene	0.00027	U	0.0010	0.00027	mg/L			12/16/24 14:08	1
tert-Butylbenzene	0.00043	U	0.0010	0.00043	mg/L			12/16/24 14:08	1

Client Sample ID: MW-15

Lab Sample ID: 680-259529-2

Date Collected: 12/05/24 15:45

Matrix: Water

Date Received: 12/07/24 10:07

Method: SW846 8260D - Volatile Organic Compounds by GC/MS (Continued)

Analyte	Result	Qualifier	RL	MDL	Unit	D	Prepared	Analyzed	Dil Fac
Tetrachloroethene	0.00035	U	0.0010	0.00035	mg/L			12/16/24 14:08	1
Toluene	0.00025	U	0.0010	0.00025	mg/L			12/16/24 14:08	1
trans-1,2-Dichloroethene	0.00034	U	0.0010	0.00034	mg/L			12/16/24 14:08	1
trans-1,3-Dichloropropene	0.00023	U	0.0010	0.00023	mg/L			12/16/24 14:08	1
Trichloroethene	0.00020	U	0.0010	0.00020	mg/L			12/16/24 14:08	1
Trichlorofluoromethane	0.00033	U	0.0010	0.00033	mg/L			12/16/24 14:08	1
Vinyl acetate	0.00069	U	0.0020	0.00069	mg/L			12/16/24 14:08	1
Vinyl chloride	0.00040	U	0.0010	0.00040	mg/L			12/16/24 14:08	1
Xylenes, Total	0.00023	U	0.0010	0.00023	mg/L			12/16/24 14:08	1

Surrogate	*%Recovery*	*Qualifier*	*Limits*	*Prepared*	*Analyzed*	*Dil Fac*
1,2-Dichloroethane-d4 (Surr)	*93*		*60 - 124*		*12/16/24 14:08*	*1*
4-Bromofluorobenzene (Surr)	*97*		*70 - 130*		*12/16/24 14:08*	*1*
Dibromofluoromethane (Surr)	*101*		*70 - 130*		*12/16/24 14:08*	*1*
Toluene-d8 (Surr)	*105*		*70 - 130*		*12/16/24 14:08*	*1*

Method: SW846 8081B - Organochlorine Pesticides (GC)

Analyte	Result	Qualifier	RL	MDL	Unit	D	Prepared	Analyzed	Dil Fac
Heptachlor	0.00000098	U *1	0.000049	0.00000098	mg/L		12/12/24 14:18	12/13/24 00:07	1

Surrogate	*%Recovery*	*Qualifier*	*Limits*	*Prepared*	*Analyzed*	*Dil Fac*
DCB Decachlorobiphenyl	*74*		*30 - 130*	*12/12/24 14:18*	*12/13/24 00:07*	*1*
Tetrachloro-m-xylene	*55*		*30 - 130*	*12/12/24 14:18*	*12/13/24 00:07*	*1*

Client Sample ID: MW-14D

Lab Sample ID: 680-259529-3

Date Collected: 12/06/24 10:30

Matrix: Water

Date Received: 12/07/24 10:07

Method: SW846 8260D - Volatile Organic Compounds by GC/MS

Analyte	Result	Qualifier	RL	MDL	Unit	D	Prepared	Analyzed	Dil Fac
1,1,1,2-Tetrachloroethane	0.00036	U	0.0010	0.00036	mg/L			12/16/24 14:30	1
1,1,1-Trichloroethane	0.00021	U	0.0010	0.00021	mg/L			12/16/24 14:30	1
1,1,2,2-Tetrachloroethane	0.00040	U	0.0010	0.00040	mg/L			12/16/24 14:30	1
1,1,2-Trichloroethane	0.00032	U	0.0010	0.00032	mg/L			12/16/24 14:30	1
1,1-Dichloroethane	0.00033	U	0.0010	0.00033	mg/L			12/16/24 14:30	1
1,1-Dichloroethene	0.00033	U	0.0010	0.00033	mg/L			12/16/24 14:30	1
1,1-Dichloropropene	0.00028	U	0.0010	0.00028	mg/L			12/16/24 14:30	1
1,2,3-Trichlorobenzene	0.00081	U	0.0050	0.00081	mg/L			12/16/24 14:30	1
1,2,3-Trichloropropane	0.00048	U	0.0010	0.00048	mg/L			12/16/24 14:30	1
1,2,4-Trichlorobenzene	0.00053	U	0.0050	0.00053	mg/L			12/16/24 14:30	1
1,2,4-Trimethylbenzene	0.00043	U	0.0010	0.00043	mg/L			12/16/24 14:30	1
1,2-Dibromo-3-Chloropropane	0.0018	U	0.0050	0.0018	mg/L			12/16/24 14:30	1
Ethylene Dibromide	0.00033	U	0.0010	0.00033	mg/L			12/16/24 14:30	1
1,2-Dichlorobenzene	0.00031	U	0.0010	0.00031	mg/L			12/16/24 14:30	1
1,2-Dichloroethane	0.00025	U	0.0010	0.00025	mg/L			12/16/24 14:30	1
1,2-Dichloroethene, Total	0.00037	U	0.0020	0.00037	mg/L			12/16/24 14:30	1
1,2-Dichloropropane	0.00022	U	0.0010	0.00022	mg/L			12/16/24 14:30	1
1,3,5-Trimethylbenzene	0.00028	U	0.0010	0.00028	mg/L			12/16/24 14:30	1
1,3-Dichlorobenzene	0.00031	U	0.0010	0.00031	mg/L			12/16/24 14:30	1
1,3-Dichloropropane	0.00036	U	0.0010	0.00036	mg/L			12/16/24 14:30	1

Client: Trihydro Corporation
Job ID: 680-259529-1
Project/Site: PFSG, Valdosta GA Site

Client Sample ID: MW-14D — **Lab Sample ID: 680-259529-3**
Date Collected: 12/06/24 10:30 — **Matrix: Water**
Date Received: 12/07/24 10:07

Method: SW846 8260D - Volatile Organic Compounds by GC/MS (Continued)

Analyte	Result	Qualifier	RL	MDL	Unit	D	Prepared	Analyzed	Dil Fac
1,4-Dichlorobenzene	0.00031	U	0.0010	0.00031	mg/L			12/16/24 14:30	1
2,2-Dichloropropane	0.00035	U	0.0010	0.00035	mg/L			12/16/24 14:30	1
2-Butanone (MEK)	0.0064	U	0.010	0.0064	mg/L			12/16/24 14:30	1
2-Chlorotoluene	0.00025	U	0.0010	0.00025	mg/L			12/16/24 14:30	1
2-Hexanone	0.0032	U	0.010	0.0032	mg/L			12/16/24 14:30	1
4-Chlorotoluene	0.00041	U	0.0010	0.00041	mg/L			12/16/24 14:30	1
Acetone	0.0037	U	0.010	0.0037	mg/L			12/16/24 14:30	1
Benzene	0.00027	U	0.0010	0.00027	mg/L			12/16/24 14:30	1
Bromobenzene	0.00024	U	0.0010	0.00024	mg/L			12/16/24 14:30	1
Bromochloromethane	0.00034	U	0.0010	0.00034	mg/L			12/16/24 14:30	1
Dichlorobromomethane	0.00025	U	0.0010	0.00025	mg/L			12/16/24 14:30	1
Bromoform	0.00059	U	0.0010	0.00059	mg/L			12/16/24 14:30	1
Bromomethane	0.0037	U *+	0.0050	0.0037	mg/L			12/16/24 14:30	1
Carbon disulfide	0.00043	U	0.0020	0.00043	mg/L			12/16/24 14:30	1
Carbon tetrachloride	0.00030	U	0.0010	0.00030	mg/L			12/16/24 14:30	1
Chlorobenzene	0.00015	U	0.0010	0.00015	mg/L			12/16/24 14:30	1
Chloroethane	0.0046	U	0.0050	0.0046	mg/L			12/16/24 14:30	1
Chloroform	0.00027	U	0.0010	0.00027	mg/L			12/16/24 14:30	1
Chloromethane	0.00054	U	0.0010	0.00054	mg/L			12/16/24 14:30	1
cis-1,2-Dichloroethene	0.00025	U	0.0010	0.00025	mg/L			12/16/24 14:30	1
cis-1,3-Dichloropropene	0.00026	U	0.0010	0.00026	mg/L			12/16/24 14:30	1
Chlorodibromomethane	0.00039	U	0.0010	0.00039	mg/L			12/16/24 14:30	1
Dibromomethane	0.00034	U	0.0010	0.00034	mg/L			12/16/24 14:30	1
Dichlorodifluoromethane	0.00036	U	0.0010	0.00036	mg/L			12/16/24 14:30	1
Ethylbenzene	0.00020	U	0.0010	0.00020	mg/L			12/16/24 14:30	1
Hexachlorobutadiene	0.00022	U	0.0050	0.00022	mg/L			12/16/24 14:30	1
Isopropylbenzene	0.00026	U	0.0010	0.00026	mg/L			12/16/24 14:30	1
4-Methyl-2-pentanone (MIBK)	0.0027	U	0.010	0.0027	mg/L			12/16/24 14:30	1
Methyl tert-butyl ether	0.00081	U	0.0050	0.00081	mg/L			12/16/24 14:30	1
Methylene Chloride	0.0032	U	0.0050	0.0032	mg/L			12/16/24 14:30	1
m-Xylene & p-Xylene	0.00049	U	0.0010	0.00049	mg/L			12/16/24 14:30	1
Naphthalene	0.0024	U	0.0050	0.0024	mg/L			12/16/24 14:30	1
n-Butylbenzene	0.00052	U	0.0010	0.00052	mg/L			12/16/24 14:30	1
N-Propylbenzene	0.00041	U	0.0010	0.00041	mg/L			12/16/24 14:30	1
o-Xylene	0.00026	U	0.0010	0.00026	mg/L			12/16/24 14:30	1
p-Isopropyltoluene	0.00044	U	0.0010	0.00044	mg/L			12/16/24 14:30	1
sec-Butylbenzene	0.00053	U	0.0010	0.00053	mg/L			12/16/24 14:30	1
Styrene	0.00027	U	0.0010	0.00027	mg/L			12/16/24 14:30	1
tert-Butylbenzene	0.00043	U	0.0010	0.00043	mg/L			12/16/24 14:30	1
Tetrachloroethene	**0.0022**		0.0010	0.00035	mg/L			12/16/24 14:30	1
Toluene	0.00025	U	0.0010	0.00025	mg/L			12/16/24 14:30	1
trans-1,2-Dichloroethene	0.00034	U	0.0010	0.00034	mg/L			12/16/24 14:30	1
trans-1,3-Dichloropropene	0.00023	U	0.0010	0.00023	mg/L			12/16/24 14:30	1
Trichloroethene	0.00020	U	0.0010	0.00020	mg/L			12/16/24 14:30	1
Trichlorofluoromethane	0.00033	U	0.0010	0.00033	mg/L			12/16/24 14:30	1
Vinyl acetate	0.00069	U	0.0020	0.00069	mg/L			12/16/24 14:30	1
Vinyl chloride	0.00040	U	0.0010	0.00040	mg/L			12/16/24 14:30	1
Xylenes, Total	0.00023	U	0.0010	0.00023	mg/L			12/16/24 14:30	1

Client Sample ID: MW-14D

Lab Sample ID: 680-259529-3

Date Collected: 12/06/24 10:30

Matrix: Water

Date Received: 12/07/24 10:07

Surrogate	%Recovery	Qualifier	Limits	Prepared	Analyzed	Dil Fac
1,2-Dichloroethane-d4 (Surr)	93		60 - 124		12/16/24 14:30	1
4-Bromofluorobenzene (Surr)	96		70 - 130		12/16/24 14:30	1
Dibromofluoromethane (Surr)	100		70 - 130		12/16/24 14:30	1
Toluene-d8 (Surr)	104		70 - 130		12/16/24 14:30	1

Method: SW846 8081B - Organochlorine Pesticides (GC)

Analyte	Result	Qualifier	RL	MDL	Unit	D	Prepared	Analyzed	Dil Fac
Heptachlor	0.00000096	U	0.000048	0.00000096	mg/L		12/13/24 08:59	12/14/24 05:36	1

Surrogate	%Recovery	Qualifier	Limits	Prepared	Analyzed	Dil Fac
DCB Decachlorobiphenyl	94		30 - 130	12/13/24 08:59	12/14/24 05:36	1
Tetrachloro-m-xylene	60		30 - 130	12/13/24 08:59	12/14/24 05:36	1

Client Sample ID: MW-14S

Lab Sample ID: 680-259529-4

Date Collected: 12/06/24 12:05

Matrix: Water

Date Received: 12/07/24 10:07

Method: SW846 8260D - Volatile Organic Compounds by GC/MS

Analyte	Result	Qualifier	RL	MDL	Unit	D	Prepared	Analyzed	Dil Fac
1,1,1,2-Tetrachloroethane	0.00036	U	0.0010	0.00036	mg/L			12/16/24 14:53	1
1,1,1-Trichloroethane	**0.0022**		0.0010	0.00021	mg/L			12/16/24 14:53	1
1,1,2,2-Tetrachloroethane	0.00040	U	0.0010	0.00040	mg/L			12/16/24 14:53	1
1,1,2-Trichloroethane	0.00032	U	0.0010	0.00032	mg/L			12/16/24 14:53	1
1,1-Dichloroethane	**0.022**		0.0010	0.00033	mg/L			12/16/24 14:53	1
1,1-Dichloroethene	**0.0047**		0.0010	0.00033	mg/L			12/16/24 14:53	1
1,1-Dichloropropene	0.00028	U	0.0010	0.00028	mg/L			12/16/24 14:53	1
1,2,3-Trichlorobenzene	0.00081	U	0.0050	0.00081	mg/L			12/16/24 14:53	1
1,2,3-Trichloropropane	0.00048	U	0.0010	0.00048	mg/L			12/16/24 14:53	1
1,2,4-Trichlorobenzene	0.00053	U	0.0050	0.00053	mg/L			12/16/24 14:53	1
1,2,4-Trimethylbenzene	0.00043	U	0.0010	0.00043	mg/L			12/16/24 14:53	1
1,2-Dibromo-3-Chloropropane	0.0018	U	0.0050	0.0018	mg/L			12/16/24 14:53	1
Ethylene Dibromide	0.00033	U	0.0010	0.00033	mg/L			12/16/24 14:53	1
1,2-Dichlorobenzene	**0.00049**	**J**	0.0010	0.00031	mg/L			12/16/24 14:53	1
1,2-Dichloroethane	**0.0012**		0.0010	0.00025	mg/L			12/16/24 14:53	1
1,2-Dichloroethene, Total	**0.013**		0.0020	0.00037	mg/L			12/16/24 14:53	1
1,2-Dichloropropane	0.00022	U	0.0010	0.00022	mg/L			12/16/24 14:53	1
1,3,5-Trimethylbenzene	0.00028	U	0.0010	0.00028	mg/L			12/16/24 14:53	1
1,3-Dichlorobenzene	0.00031	U	0.0010	0.00031	mg/L			12/16/24 14:53	1
1,3-Dichloropropane	0.00036	U	0.0010	0.00036	mg/L			12/16/24 14:53	1
1,4-Dichlorobenzene	0.00031	U	0.0010	0.00031	mg/L			12/16/24 14:53	1
2,2-Dichloropropane	0.00035	U	0.0010	0.00035	mg/L			12/16/24 14:53	1
2-Butanone (MEK)	0.0064	U	0.010	0.0064	mg/L			12/16/24 14:53	1
2-Chlorotoluene	0.00025	U	0.0010	0.00025	mg/L			12/16/24 14:53	1
2-Hexanone	0.0032	U	0.010	0.0032	mg/L			12/16/24 14:53	1
4-Chlorotoluene	0.00041	U	0.0010	0.00041	mg/L			12/16/24 14:53	1
Acetone	0.0037	U	0.010	0.0037	mg/L			12/16/24 14:53	1
Benzene	**0.0063**		0.0010	0.00027	mg/L			12/16/24 14:53	1
Bromobenzene	0.00024	U	0.0010	0.00024	mg/L			12/16/24 14:53	1
Bromochloromethane	0.00034	U	0.0010	0.00034	mg/L			12/16/24 14:53	1
Dichlorobromomethane	0.00025	U	0.0010	0.00025	mg/L			12/16/24 14:53	1

Client: Trihydro Corporation
Project/Site: PFSG, Valdosta GA Site

Job ID: 680-259529-1

Client Sample ID: MW-14S
Date Collected: 12/06/24 12:05
Date Received: 12/07/24 10:07

Lab Sample ID: 680-259529-4
Matrix: Water

Method: SW846 8260D - Volatile Organic Compounds by GC/MS (Continued)

Analyte	Result	Qualifier	RL	MDL	Unit	D	Prepared	Analyzed	Dil Fac
Bromoform	0.00059	U	0.0010	0.00059	mg/L			12/16/24 14:53	1
Bromomethane	0.0037	U *+	0.0050	0.0037	mg/L			12/16/24 14:53	1
Carbon disulfide	0.00043	U	0.0020	0.00043	mg/L			12/16/24 14:53	1
Carbon tetrachloride	0.00030	U	0.0010	0.00030	mg/L			12/16/24 14:53	1
Chlorobenzene	0.00015	U	0.0010	0.00015	mg/L			12/16/24 14:53	1
Chloroethane	0.0046	U	0.0050	0.0046	mg/L			12/18/24 13:26	1
Chloroform	0.00027	U	0.0010	0.00027	mg/L			12/16/24 14:53	1
Chloromethane	0.00054	U	0.0010	0.00054	mg/L			12/16/24 14:53	1
cis-1,2-Dichloroethene	**0.013**		0.0010	0.00025	mg/L			12/16/24 14:53	1
cis-1,3-Dichloropropene	0.00026	U	0.0010	0.00026	mg/L			12/16/24 14:53	1
Chlorodibromomethane	0.00039	U	0.0010	0.00039	mg/L			12/16/24 14:53	1
Dibromomethane	0.00034	U	0.0010	0.00034	mg/L			12/16/24 14:53	1
Dichlorodifluoromethane	0.00036	U	0.0010	0.00036	mg/L			12/16/24 14:53	1
Ethylbenzene	**0.00020**	**J**	0.0010	0.00020	mg/L			12/16/24 14:53	1
Hexachlorobutadiene	0.00022	U	0.0050	0.00022	mg/L			12/16/24 14:53	1
Isopropylbenzene	**0.00034**	**J**	0.0010	0.00026	mg/L			12/16/24 14:53	1
4-Methyl-2-pentanone (MIBK)	0.0027	U	0.010	0.0027	mg/L			12/16/24 14:53	1
Methyl tert-butyl ether	0.00081	U	0.0050	0.00081	mg/L			12/16/24 14:53	1
Methylene Chloride	0.0032	U	0.0050	0.0032	mg/L			12/16/24 14:53	1
m-Xylene & p-Xylene	**0.00070**	**J**	0.0010	0.00049	mg/L			12/16/24 14:53	1
Naphthalene	0.0024	U	0.0050	0.0024	mg/L			12/16/24 14:53	1
n-Butylbenzene	0.00052	U	0.0010	0.00052	mg/L			12/16/24 14:53	1
N-Propylbenzene	0.00041	U	0.0010	0.00041	mg/L			12/16/24 14:53	1
o-Xylene	**0.00096**	**J**	0.0010	0.00026	mg/L			12/16/24 14:53	1
p-Isopropyltoluene	0.00044	U	0.0010	0.00044	mg/L			12/16/24 14:53	1
sec-Butylbenzene	0.00053	U	0.0010	0.00053	mg/L			12/16/24 14:53	1
Styrene	0.00027	U	0.0010	0.00027	mg/L			12/16/24 14:53	1
tert-Butylbenzene	0.00043	U	0.0010	0.00043	mg/L			12/16/24 14:53	1
Tetrachloroethene	**0.00047**	**J**	0.0010	0.00035	mg/L			12/16/24 14:53	1
Toluene	0.00025	U	0.0010	0.00025	mg/L			12/16/24 14:53	1
trans-1,2-Dichloroethene	0.00034	U	0.0010	0.00034	mg/L			12/16/24 14:53	1
trans-1,3-Dichloropropene	0.00023	U	0.0010	0.00023	mg/L			12/16/24 14:53	1
Trichloroethene	**0.0031**		0.0010	0.00020	mg/L			12/16/24 14:53	1
Trichlorofluoromethane	0.00033	U	0.0010	0.00033	mg/L			12/16/24 14:53	1
Vinyl acetate	0.00069	U	0.0020	0.00069	mg/L			12/16/24 14:53	1
Vinyl chloride	**0.043**		0.0010	0.00040	mg/L			12/16/24 14:53	1
Xylenes, Total	**0.0017**		0.0010	0.00023	mg/L			12/16/24 14:53	1

Surrogate	*%Recovery*	*Qualifier*	*Limits*	*Prepared*	*Analyzed*	*Dil Fac*
1,2-Dichloroethane-d4 (Surr)	*98*		*60 - 124*		*12/16/24 14:53*	*1*
1,2-Dichloroethane-d4 (Surr)	*97*		*60 - 124*		*12/18/24 13:26*	*1*
4-Bromofluorobenzene (Surr)	*97*		*70 - 130*		*12/16/24 14:53*	*1*
4-Bromofluorobenzene (Surr)	*100*		*70 - 130*		*12/18/24 13:26*	*1*
Dibromofluoromethane (Surr)	*104*		*70 - 130*		*12/16/24 14:53*	*1*
Dibromofluoromethane (Surr)	*106*		*70 - 130*		*12/18/24 13:26*	*1*
Toluene-d8 (Surr)	*108*		*70 - 130*		*12/16/24 14:53*	*1*
Toluene-d8 (Surr)	*104*		*70 - 130*		*12/18/24 13:26*	*1*

Client Sample ID: MW-14S
Lab Sample ID: 680-259529-4

Date Collected: 12/06/24 12:05
Matrix: Water
Date Received: 12/07/24 10:07

Method: SW846 8081B - Organochlorine Pesticides (GC)

Analyte	Result	Qualifier	RL	MDL	Unit	D	Prepared	Analyzed	Dil Fac
Heptachlor	0.00000098	U	0.000049	0.0000009 8	mg/L		12/13/24 08:59	12/14/24 05:53	1

Surrogate	*%Recovery*	*Qualifier*	*Limits*	*Prepared*	*Analyzed*	*Dil Fac*
DCB Decachlorobiphenyl	*44*		*30 - 130*	*12/13/24 08:59*	*12/14/24 05:53*	*1*
Tetrachloro-m-xylene	*44*		*30 - 130*	*12/13/24 08:59*	*12/14/24 05:53*	*1*

Client Sample ID: MW-3
Lab Sample ID: 680-259529-5

Date Collected: 12/06/24 14:20
Matrix: Water
Date Received: 12/07/24 10:07

Method: SW846 8260D - Volatile Organic Compounds by GC/MS

Analyte	Result	Qualifier	RL	MDL	Unit	D	Prepared	Analyzed	Dil Fac
1,1,1,2-Tetrachloroethane	0.00036	U	0.0010	0.00036	mg/L			12/16/24 15:15	1
1,1,1-Trichloroethane	0.00021	U	0.0010	0.00021	mg/L			12/16/24 15:15	1
1,1,2,2-Tetrachloroethane	0.00040	U	0.0010	0.00040	mg/L			12/16/24 15:15	1
1,1,2-Trichloroethane	0.00032	U	0.0010	0.00032	mg/L			12/16/24 15:15	1
1,1-Dichloroethane	0.00033	U	0.0010	0.00033	mg/L			12/16/24 15:15	1
1,1-Dichloroethene	0.00033	U	0.0010	0.00033	mg/L			12/16/24 15:15	1
1,1-Dichloropropene	0.00028	U	0.0010	0.00028	mg/L			12/16/24 15:15	1
1,2,3-Trichlorobenzene	0.00081	U	0.0050	0.00081	mg/L			12/16/24 15:15	1
1,2,3-Trichloropropane	0.00048	U	0.0010	0.00048	mg/L			12/16/24 15:15	1
1,2,4-Trichlorobenzene	0.00053	U	0.0050	0.00053	mg/L			12/16/24 15:15	1
1,2,4-Trimethylbenzene	0.00043	U	0.0010	0.00043	mg/L			12/16/24 15:15	1
1,2-Dibromo-3-Chloropropane	0.0018	U	0.0050	0.0018	mg/L			12/16/24 15:15	1
Ethylene Dibromide	0.00033	U	0.0010	0.00033	mg/L			12/16/24 15:15	1
1,2-Dichlorobenzene	0.00031	U	0.0010	0.00031	mg/L			12/16/24 15:15	1
1,2-Dichloroethane	0.00025	U	0.0010	0.00025	mg/L			12/16/24 15:15	1
1,2-Dichloroethene, Total	0.00037	U	0.0020	0.00037	mg/L			12/16/24 15:15	1
1,2-Dichloropropane	0.00022	U	0.0010	0.00022	mg/L			12/16/24 15:15	1
1,3,5-Trimethylbenzene	0.00028	U	0.0010	0.00028	mg/L			12/16/24 15:15	1
1,3-Dichlorobenzene	0.00031	U	0.0010	0.00031	mg/L			12/16/24 15:15	1
1,3-Dichloropropane	0.00036	U	0.0010	0.00036	mg/L			12/16/24 15:15	1
1,4-Dichlorobenzene	0.00031	U	0.0010	0.00031	mg/L			12/16/24 15:15	1
2,2-Dichloropropane	0.00035	U	0.0010	0.00035	mg/L			12/16/24 15:15	1
2-Butanone (MEK)	0.0064	U	0.010	0.0064	mg/L			12/16/24 15:15	1
2-Chlorotoluene	0.00025	U	0.0010	0.00025	mg/L			12/16/24 15:15	1
2-Hexanone	0.0032	U	0.010	0.0032	mg/L			12/16/24 15:15	1
4-Chlorotoluene	0.00041	U	0.0010	0.00041	mg/L			12/16/24 15:15	1
Acetone	0.0037	U	0.010	0.0037	mg/L			12/16/24 15:15	1
Benzene	0.00027	U	0.0010	0.00027	mg/L			12/16/24 15:15	1
Bromobenzene	0.00024	U	0.0010	0.00024	mg/L			12/16/24 15:15	1
Bromochloromethane	0.00034	U	0.0010	0.00034	mg/L			12/16/24 15:15	1
Dichlorobromomethane	0.00025	U	0.0010	0.00025	mg/L			12/16/24 15:15	1
Bromoform	0.00059	U	0.0010	0.00059	mg/L			12/16/24 15:15	1
Bromomethane	0.0037	U *+	0.0050	0.0037	mg/L			12/16/24 15:15	1
Carbon disulfide	0.00043	U	0.0020	0.00043	mg/L			12/16/24 15:15	1
Carbon tetrachloride	0.00030	U	0.0010	0.00030	mg/L			12/16/24 15:15	1
Chlorobenzene	0.00015	U	0.0010	0.00015	mg/L			12/16/24 15:15	1
Chloroethane	0.0046	U	0.0050	0.0046	mg/L			12/16/24 15:15	1

Client Sample ID: MW-3
Lab Sample ID: 680-259529-5
Date Collected: 12/06/24 14:20
Matrix: Water
Date Received: 12/07/24 10:07

Method: SW846 8260D - Volatile Organic Compounds by GC/MS (Continued)

Analyte	Result	Qualifier	RL	MDL	Unit	D	Prepared	Analyzed	Dil Fac
Chloroform	0.00027	U	0.0010	0.00027	mg/L			12/16/24 15:15	1
Chloromethane	0.00054	U	0.0010	0.00054	mg/L			12/16/24 15:15	1
cis-1,2-Dichloroethene	0.00025	U	0.0010	0.00025	mg/L			12/16/24 15:15	1
cis-1,3-Dichloropropene	0.00026	U	0.0010	0.00026	mg/L			12/16/24 15:15	1
Chlorodibromomethane	0.00039	U	0.0010	0.00039	mg/L			12/16/24 15:15	1
Dibromomethane	0.00034	U	0.0010	0.00034	mg/L			12/16/24 15:15	1
Dichlorodifluoromethane	0.00036	U	0.0010	0.00036	mg/L			12/16/24 15:15	1
Ethylbenzene	0.00020	U	0.0010	0.00020	mg/L			12/16/24 15:15	1
Hexachlorobutadiene	0.00022	U	0.0050	0.00022	mg/L			12/16/24 15:15	1
Isopropylbenzene	0.00026	U	0.0010	0.00026	mg/L			12/16/24 15:15	1
4-Methyl-2-pentanone (MIBK)	0.0027	U	0.010	0.0027	mg/L			12/16/24 15:15	1
Methyl tert-butyl ether	0.00081	U	0.0050	0.00081	mg/L			12/16/24 15:15	1
Methylene Chloride	0.0032	U	0.0050	0.0032	mg/L			12/16/24 15:15	1
m-Xylene & p-Xylene	0.00049	U	0.0010	0.00049	mg/L			12/16/24 15:15	1
Naphthalene	0.0024	U	0.0050	0.0024	mg/L			12/16/24 15:15	1
n-Butylbenzene	0.00052	U	0.0010	0.00052	mg/L			12/16/24 15:15	1
N-Propylbenzene	0.00041	U	0.0010	0.00041	mg/L			12/16/24 15:15	1
o-Xylene	0.00026	U	0.0010	0.00026	mg/L			12/16/24 15:15	1
p-Isopropyltoluene	0.00044	U	0.0010	0.00044	mg/L			12/16/24 15:15	1
sec-Butylbenzene	0.00053	U	0.0010	0.00053	mg/L			12/16/24 15:15	1
Styrene	0.00027	U	0.0010	0.00027	mg/L			12/16/24 15:15	1
tert-Butylbenzene	0.00043	U	0.0010	0.00043	mg/L			12/16/24 15:15	1
Tetrachloroethene	0.00035	U	0.0010	0.00035	mg/L			12/16/24 15:15	1
Toluene	0.00025	U	0.0010	0.00025	mg/L			12/16/24 15:15	1
trans-1,2-Dichloroethene	0.00034	U	0.0010	0.00034	mg/L			12/16/24 15:15	1
trans-1,3-Dichloropropene	0.00023	U	0.0010	0.00023	mg/L			12/16/24 15:15	1
Trichloroethene	0.00020	U	0.0010	0.00020	mg/L			12/16/24 15:15	1
Trichlorofluoromethane	0.00033	U	0.0010	0.00033	mg/L			12/16/24 15:15	1
Vinyl acetate	0.00069	U	0.0020	0.00069	mg/L			12/16/24 15:15	1
Vinyl chloride	0.00040	U	0.0010	0.00040	mg/L			12/16/24 15:15	1
Xylenes, Total	0.00023	U	0.0010	0.00023	mg/L			12/16/24 15:15	1

Surrogate	*%Recovery*	*Qualifier*	*Limits*	*Prepared*	*Analyzed*	*Dil Fac*
1,2-Dichloroethane-d4 (Surr)	*92*		*60 - 124*		*12/16/24 15:15*	*1*
4-Bromofluorobenzene (Surr)	*96*		*70 - 130*		*12/16/24 15:15*	*1*
Dibromofluoromethane (Surr)	*101*		*70 - 130*		*12/16/24 15:15*	*1*
Toluene-d8 (Surr)	*105*		*70 - 130*		*12/16/24 15:15*	*1*

Method: SW846 8081B - Organochlorine Pesticides (GC)

Analyte	Result	Qualifier	RL	MDL	Unit	D	Prepared	Analyzed	Dil Fac
Heptachlor	0.00000097	U	0.000048	0.0000009 7	mg/L		12/13/24 08:59	12/14/24 06:11	1

Surrogate	*%Recovery*	*Qualifier*	*Limits*	*Prepared*	*Analyzed*	*Dil Fac*
DCB Decachlorobiphenyl	*48*		*30 - 130*	*12/13/24 08:59*	*12/14/24 06:11*	*1*
Tetrachloro-m-xylene	*35*		*30 - 130*	*12/13/24 08:59*	*12/14/24 06:11*	*1*

Client: Trihydro Corporation
Job ID: 680-259529-1
Project/Site: PFSG, Valdosta GA Site

Client Sample ID: MW-24D
Lab Sample ID: 680-259529-6
Date Collected: 12/06/24 15:55
Matrix: Water
Date Received: 12/07/24 10:07

Method: SW846 8260D - Volatile Organic Compounds by GC/MS

Analyte	Result	Qualifier	RL	MDL	Unit	D	Prepared	Analyzed	Dil Fac
1,1,1,2-Tetrachloroethane	0.00036	U	0.0010	0.00036	mg/L			12/16/24 15:37	1
1,1,1-Trichloroethane	0.00021	U	0.0010	0.00021	mg/L			12/16/24 15:37	1
1,1,2,2-Tetrachloroethane	0.00040	U	0.0010	0.00040	mg/L			12/16/24 15:37	1
1,1,2-Trichloroethane	0.00032	U	0.0010	0.00032	mg/L			12/16/24 15:37	1
1,1-Dichloroethane	0.00033	U	0.0010	0.00033	mg/L			12/16/24 15:37	1
1,1-Dichloroethene	0.00033	U	0.0010	0.00033	mg/L			12/16/24 15:37	1
1,1-Dichloropropene	0.00028	U	0.0010	0.00028	mg/L			12/16/24 15:37	1
1,2,3-Trichlorobenzene	0.00081	U	0.0050	0.00081	mg/L			12/16/24 15:37	1
1,2,3-Trichloropropane	0.00048	U	0.0010	0.00048	mg/L			12/16/24 15:37	1
1,2,4-Trichlorobenzene	0.00053	U	0.0050	0.00053	mg/L			12/16/24 15:37	1
1,2,4-Trimethylbenzene	0.00043	U	0.0010	0.00043	mg/L			12/16/24 15:37	1
1,2-Dibromo-3-Chloropropane	0.0018	U	0.0050	0.0018	mg/L			12/16/24 15:37	1
Ethylene Dibromide	0.00033	U	0.0010	0.00033	mg/L			12/16/24 15:37	1
1,2-Dichlorobenzene	0.00031	U	0.0010	0.00031	mg/L			12/16/24 15:37	1
1,2-Dichloroethane	0.00025	U	0.0010	0.00025	mg/L			12/16/24 15:37	1
1,2-Dichloroethene, Total	0.00037	U	0.0020	0.00037	mg/L			12/16/24 15:37	1
1,2-Dichloropropane	0.00022	U	0.0010	0.00022	mg/L			12/16/24 15:37	1
1,3,5-Trimethylbenzene	0.00028	U	0.0010	0.00028	mg/L			12/16/24 15:37	1
1,3-Dichlorobenzene	0.00031	U	0.0010	0.00031	mg/L			12/16/24 15:37	1
1,3-Dichloropropane	0.00036	U	0.0010	0.00036	mg/L			12/16/24 15:37	1
1,4-Dichlorobenzene	0.00031	U	0.0010	0.00031	mg/L			12/16/24 15:37	1
2,2-Dichloropropane	0.00035	U	0.0010	0.00035	mg/L			12/16/24 15:37	1
2-Butanone (MEK)	0.0064	U	0.010	0.0064	mg/L			12/16/24 15:37	1
2-Chlorotoluene	0.00025	U	0.0010	0.00025	mg/L			12/16/24 15:37	1
2-Hexanone	0.0032	U	0.010	0.0032	mg/L			12/16/24 15:37	1
4-Chlorotoluene	0.00041	U	0.0010	0.00041	mg/L			12/16/24 15:37	1
Acetone	0.0037	U	0.010	0.0037	mg/L			12/16/24 15:37	1
Benzene	0.00027	U	0.0010	0.00027	mg/L			12/16/24 15:37	1
Bromobenzene	0.00024	U	0.0010	0.00024	mg/L			12/16/24 15:37	1
Bromochloromethane	0.00034	U	0.0010	0.00034	mg/L			12/16/24 15:37	1
Dichlorobromomethane	0.00025	U	0.0010	0.00025	mg/L			12/16/24 15:37	1
Bromoform	0.00059	U	0.0010	0.00059	mg/L			12/16/24 15:37	1
Bromomethane	0.0037	U *+	0.0050	0.0037	mg/L			12/16/24 15:37	1
Carbon disulfide	0.00043	U	0.0020	0.00043	mg/L			12/16/24 15:37	1
Carbon tetrachloride	0.00030	U	0.0010	0.00030	mg/L			12/16/24 15:37	1
Chlorobenzene	0.00015	U	0.0010	0.00015	mg/L			12/16/24 15:37	1
Chloroethane	0.0046	U	0.0050	0.0046	mg/L			12/16/24 15:37	1
Chloroform	0.00027	U	0.0010	0.00027	mg/L			12/16/24 15:37	1
Chloromethane	0.00054	U	0.0010	0.00054	mg/L			12/16/24 15:37	1
cis-1,2-Dichloroethene	0.00025	U	0.0010	0.00025	mg/L			12/16/24 15:37	1
cis-1,3-Dichloropropene	0.00026	U	0.0010	0.00026	mg/L			12/16/24 15:37	1
Chlorodibromomethane	0.00039	U	0.0010	0.00039	mg/L			12/16/24 15:37	1
Dibromomethane	0.00034	U	0.0010	0.00034	mg/L			12/16/24 15:37	1
Dichlorodifluoromethane	0.00036	U	0.0010	0.00036	mg/L			12/16/24 15:37	1
Ethylbenzene	0.00020	U	0.0010	0.00020	mg/L			12/16/24 15:37	1
Hexachlorobutadiene	0.00022	U	0.0050	0.00022	mg/L			12/16/24 15:37	1
Isopropylbenzene	0.00026	U	0.0010	0.00026	mg/L			12/16/24 15:37	1
4-Methyl-2-pentanone (MIBK)	0.0027	U	0.010	0.0027	mg/L			12/16/24 15:37	1
Methyl tert-butyl ether	0.00081	U	0.0050	0.00081	mg/L			12/16/24 15:37	1

Client Sample ID: MW-24D

Lab Sample ID: 680-259529-6

Date Collected: 12/06/24 15:55

Matrix: Water

Date Received: 12/07/24 10:07

Method: SW846 8260D - Volatile Organic Compounds by GC/MS (Continued)

Analyte	Result	Qualifier	RL	MDL	Unit	D	Prepared	Analyzed	Dil Fac
Methylene Chloride	0.0032	U	0.0050	0.0032	mg/L			12/16/24 15:37	1
m-Xylene & p-Xylene	0.00049	U	0.0010	0.00049	mg/L			12/16/24 15:37	1
Naphthalene	0.0024	U	0.0050	0.0024	mg/L			12/16/24 15:37	1
n-Butylbenzene	0.00052	U	0.0010	0.00052	mg/L			12/16/24 15:37	1
N-Propylbenzene	0.00041	U	0.0010	0.00041	mg/L			12/16/24 15:37	1
o-Xylene	0.00026	U	0.0010	0.00026	mg/L			12/16/24 15:37	1
p-Isopropyltoluene	0.00044	U	0.0010	0.00044	mg/L			12/16/24 15:37	1
sec-Butylbenzene	0.00053	U	0.0010	0.00053	mg/L			12/16/24 15:37	1
Styrene	0.00027	U	0.0010	0.00027	mg/L			12/16/24 15:37	1
tert-Butylbenzene	0.00043	U	0.0010	0.00043	mg/L			12/16/24 15:37	1
Tetrachloroethene	0.00035	U	0.0010	0.00035	mg/L			12/16/24 15:37	1
Toluene	0.00025	U	0.0010	0.00025	mg/L			12/16/24 15:37	1
trans-1,2-Dichloroethene	0.00034	U	0.0010	0.00034	mg/L			12/16/24 15:37	1
trans-1,3-Dichloropropene	0.00023	U	0.0010	0.00023	mg/L			12/16/24 15:37	1
Trichloroethene	0.00020	U	0.0010	0.00020	mg/L			12/16/24 15:37	1
Trichlorofluoromethane	0.00033	U	0.0010	0.00033	mg/L			12/16/24 15:37	1
Vinyl acetate	0.00069	U	0.0020	0.00069	mg/L			12/16/24 15:37	1
Vinyl chloride	0.00040	U	0.0010	0.00040	mg/L			12/16/24 15:37	1
Xylenes, Total	0.00023	U	0.0010	0.00023	mg/L			12/16/24 15:37	1

Surrogate	*%Recovery*	*Qualifier*	*Limits*	*Prepared*	*Analyzed*	*Dil Fac*
1,2-Dichloroethane-d4 (Surr)	*95*		*60 - 124*		*12/16/24 15:37*	*1*
4-Bromofluorobenzene (Surr)	*97*		*70 - 130*		*12/16/24 15:37*	*1*
Dibromofluoromethane (Surr)	*102*		*70 - 130*		*12/16/24 15:37*	*1*
Toluene-d8 (Surr)	*105*		*70 - 130*		*12/16/24 15:37*	*1*

Method: SW846 8081B - Organochlorine Pesticides (GC)

Analyte	Result	Qualifier	RL	MDL	Unit	D	Prepared	Analyzed	Dil Fac
Heptachlor	0.00000097	U	0.000049	0.00000097	mg/L		12/13/24 08:59	12/14/24 06:28	1

Surrogate	*%Recovery*	*Qualifier*	*Limits*	*Prepared*	*Analyzed*	*Dil Fac*
DCB Decachlorobiphenyl	*86*		*30 - 130*	*12/13/24 08:59*	*12/14/24 06:28*	*1*
Tetrachloro-m-xylene	*62*		*30 - 130*	*12/13/24 08:59*	*12/14/24 06:28*	*1*

Client Sample ID: Equipment Blank Pump 1

Lab Sample ID: 680-259529-7

Date Collected: 12/06/24 16:40

Matrix: Water

Date Received: 12/07/24 10:07

Method: SW846 8260D - Volatile Organic Compounds by GC/MS

Analyte	Result	Qualifier	RL	MDL	Unit	D	Prepared	Analyzed	Dil Fac
1,1,1,2-Tetrachloroethane	0.00036	U	0.0010	0.00036	mg/L			12/16/24 13:01	1
1,1,1-Trichloroethane	0.00021	U	0.0010	0.00021	mg/L			12/16/24 13:01	1
1,1,2,2-Tetrachloroethane	0.00040	U	0.0010	0.00040	mg/L			12/16/24 13:01	1
1,1,2-Trichloroethane	0.00032	U	0.0010	0.00032	mg/L			12/16/24 13:01	1
1,1-Dichloroethane	0.00033	U	0.0010	0.00033	mg/L			12/16/24 13:01	1
1,1-Dichloroethene	0.00033	U	0.0010	0.00033	mg/L			12/16/24 13:01	1
1,1-Dichloropropene	0.00028	U	0.0010	0.00028	mg/L			12/16/24 13:01	1
1,2,3-Trichlorobenzene	0.00081	U	0.0050	0.00081	mg/L			12/16/24 13:01	1
1,2,3-Trichloropropane	0.00048	U	0.0010	0.00048	mg/L			12/16/24 13:01	1
1,2,4-Trichlorobenzene	0.00053	U	0.0050	0.00053	mg/L			12/16/24 13:01	1

Client: Trihydro Corporation
Project/Site: PFSG, Valdosta GA Site

Job ID: 680-259529-1

Client Sample ID: Equipment Blank Pump 1
Date Collected: 12/06/24 16:40
Date Received: 12/07/24 10:07

Lab Sample ID: 680-259529-7
Matrix: Water

Method: SW846 8260D - Volatile Organic Compounds by GC/MS (Continued)

Analyte	Result	Qualifier	RL	MDL	Unit	D	Prepared	Analyzed	Dil Fac
1,2,4-Trimethylbenzene	0.00043	U	0.0010	0.00043	mg/L			12/16/24 13:01	1
1,2-Dibromo-3-Chloropropane	0.0018	U	0.0050	0.0018	mg/L			12/16/24 13:01	1
Ethylene Dibromide	0.00033	U	0.0010	0.00033	mg/L			12/16/24 13:01	1
1,2-Dichlorobenzene	0.00031	U	0.0010	0.00031	mg/L			12/16/24 13:01	1
1,2-Dichloroethane	0.00025	U	0.0010	0.00025	mg/L			12/16/24 13:01	1
1,2-Dichloroethene, Total	0.00037	U	0.0020	0.00037	mg/L			12/16/24 13:01	1
1,2-Dichloropropane	0.00022	U	0.0010	0.00022	mg/L			12/16/24 13:01	1
1,3,5-Trimethylbenzene	0.00028	U	0.0010	0.00028	mg/L			12/16/24 13:01	1
1,3-Dichlorobenzene	0.00031	U	0.0010	0.00031	mg/L			12/16/24 13:01	1
1,3-Dichloropropane	0.00036	U	0.0010	0.00036	mg/L			12/16/24 13:01	1
1,4-Dichlorobenzene	0.00031	U	0.0010	0.00031	mg/L			12/16/24 13:01	1
2,2-Dichloropropane	0.00035	U	0.0010	0.00035	mg/L			12/16/24 13:01	1
2-Butanone (MEK)	0.0064	U	0.010	0.0064	mg/L			12/16/24 13:01	1
2-Chlorotoluene	0.00025	U	0.0010	0.00025	mg/L			12/16/24 13:01	1
2-Hexanone	0.0032	U	0.010	0.0032	mg/L			12/16/24 13:01	1
4-Chlorotoluene	0.00041	U	0.0010	0.00041	mg/L			12/16/24 13:01	1
Acetone	0.0037	U	0.010	0.0037	mg/L			12/16/24 13:01	1
Benzene	0.00027	U	0.0010	0.00027	mg/L			12/16/24 13:01	1
Bromobenzene	0.00024	U	0.0010	0.00024	mg/L			12/16/24 13:01	1
Bromochloromethane	0.00034	U	0.0010	0.00034	mg/L			12/16/24 13:01	1
Dichlorobromomethane	0.00025	U	0.0010	0.00025	mg/L			12/16/24 13:01	1
Bromoform	0.00059	U	0.0010	0.00059	mg/L			12/16/24 13:01	1
Bromomethane	0.0037	U *+	0.0050	0.0037	mg/L			12/16/24 13:01	1
Carbon disulfide	0.00043	U	0.0020	0.00043	mg/L			12/16/24 13:01	1
Carbon tetrachloride	0.00030	U	0.0010	0.00030	mg/L			12/16/24 13:01	1
Chlorobenzene	0.00015	U	0.0010	0.00015	mg/L			12/16/24 13:01	1
Chloroethane	0.0046	U	0.0050	0.0046	mg/L			12/16/24 13:01	1
Chloroform	0.00027	U	0.0010	0.00027	mg/L			12/16/24 13:01	1
Chloromethane	0.00054	U	0.0010	0.00054	mg/L			12/16/24 13:01	1
cis-1,2-Dichloroethene	0.00025	U	0.0010	0.00025	mg/L			12/16/24 13:01	1
cis-1,3-Dichloropropene	0.00026	U	0.0010	0.00026	mg/L			12/16/24 13:01	1
Chlorodibromomethane	0.00039	U	0.0010	0.00039	mg/L			12/16/24 13:01	1
Dibromomethane	0.00034	U	0.0010	0.00034	mg/L			12/16/24 13:01	1
Dichlorodifluoromethane	0.00036	U	0.0010	0.00036	mg/L			12/16/24 13:01	1
Ethylbenzene	0.00020	U	0.0010	0.00020	mg/L			12/16/24 13:01	1
Hexachlorobutadiene	0.00022	U	0.0050	0.00022	mg/L			12/16/24 13:01	1
Isopropylbenzene	0.00026	U	0.0010	0.00026	mg/L			12/16/24 13:01	1
4-Methyl-2-pentanone (MIBK)	0.0027	U	0.010	0.0027	mg/L			12/16/24 13:01	1
Methyl tert-butyl ether	0.00081	U	0.0050	0.00081	mg/L			12/16/24 13:01	1
Methylene Chloride	0.0032	U	0.0050	0.0032	mg/L			12/16/24 13:01	1
m-Xylene & p-Xylene	0.00049	U	0.0010	0.00049	mg/L			12/16/24 13:01	1
Naphthalene	0.0024	U	0.0050	0.0024	mg/L			12/16/24 13:01	1
n-Butylbenzene	0.00052	U	0.0010	0.00052	mg/L			12/16/24 13:01	1
N-Propylbenzene	0.00041	U	0.0010	0.00041	mg/L			12/16/24 13:01	1
o-Xylene	0.00026	U	0.0010	0.00026	mg/L			12/16/24 13:01	1
p-Isopropyltoluene	0.00044	U	0.0010	0.00044	mg/L			12/16/24 13:01	1
sec-Butylbenzene	0.00053	U	0.0010	0.00053	mg/L			12/16/24 13:01	1
Styrene	0.00027	U	0.0010	0.00027	mg/L			12/16/24 13:01	1
tert-Butylbenzene	0.00043	U	0.0010	0.00043	mg/L			12/16/24 13:01	1

Client Sample ID: Equipment Blank Pump 1

Lab Sample ID: 680-259529-7

Date Collected: 12/06/24 16:40

Matrix: Water

Date Received: 12/07/24 10:07

Method: SW846 8260D - Volatile Organic Compounds by GC/MS (Continued)

Analyte	Result	Qualifier	RL	MDL	Unit	D	Prepared	Analyzed	Dil Fac
Tetrachloroethene	0.00035	U	0.0010	0.00035	mg/L			12/16/24 13:01	1
Toluene	**0.0010**		0.0010	0.00025	mg/L			12/17/24 00:33	1
trans-1,2-Dichloroethene	0.00034	U	0.0010	0.00034	mg/L			12/16/24 13:01	1
trans-1,3-Dichloropropene	0.00023	U	0.0010	0.00023	mg/L			12/16/24 13:01	1
Trichloroethene	0.00020	U	0.0010	0.00020	mg/L			12/16/24 13:01	1
Trichlorofluoromethane	0.00033	U	0.0010	0.00033	mg/L			12/16/24 13:01	1
Vinyl acetate	0.00069	U	0.0020	0.00069	mg/L			12/16/24 13:01	1
Vinyl chloride	0.00040	U	0.0010	0.00040	mg/L			12/16/24 13:01	1
Xylenes, Total	0.00023	U	0.0010	0.00023	mg/L			12/16/24 13:01	1

Surrogate	*%Recovery*	*Qualifier*	*Limits*	*Prepared*	*Analyzed*	*Dil Fac*
1,2-Dichloroethane-d4 (Surr)	*93*		*60 - 124*		*12/16/24 13:01*	*1*
1,2-Dichloroethane-d4 (Surr)	*94*		*60 - 124*		*12/17/24 00:33*	*1*
4-Bromofluorobenzene (Surr)	*96*		*70 - 130*		*12/16/24 13:01*	*1*
4-Bromofluorobenzene (Surr)	*97*		*70 - 130*		*12/17/24 00:33*	*1*
Dibromofluoromethane (Surr)	*101*		*70 - 130*		*12/16/24 13:01*	*1*
Dibromofluoromethane (Surr)	*102*		*70 - 130*		*12/17/24 00:33*	*1*
Toluene-d8 (Surr)	*105*		*70 - 130*		*12/16/24 13:01*	*1*
Toluene-d8 (Surr)	*108*		*70 - 130*		*12/17/24 00:33*	*1*

Method: SW846 8081B - Organochlorine Pesticides (GC)

Analyte	Result	Qualifier	RL	MDL	Unit	D	Prepared	Analyzed	Dil Fac
Heptachlor	0.00000097	U	0.000048	0.0000009 7	mg/L		12/13/24 08:59	12/14/24 06:46	1

Surrogate	*%Recovery*	*Qualifier*	*Limits*	*Prepared*	*Analyzed*	*Dil Fac*
DCB Decachlorobiphenyl	*78*		*30 - 130*	*12/13/24 08:59*	*12/14/24 06:46*	*1*
Tetrachloro-m-xylene	*59*		*30 - 130*	*12/13/24 08:59*	*12/14/24 06:46*	*1*

Client Sample ID: MW-17

Lab Sample ID: 680-259529-8

Date Collected: 12/06/24 09:55

Matrix: Water

Date Received: 12/07/24 10:07

Method: SW846 8260D - Volatile Organic Compounds by GC/MS

Analyte	Result	Qualifier	RL	MDL	Unit	D	Prepared	Analyzed	Dil Fac
1,1,1,2-Tetrachloroethane	0.00036	U	0.0010	0.00036	mg/L			12/16/24 15:59	1
1,1,1-Trichloroethane	0.00021	U	0.0010	0.00021	mg/L			12/16/24 15:59	1
1,1,2,2-Tetrachloroethane	0.00040	U	0.0010	0.00040	mg/L			12/16/24 15:59	1
1,1,2-Trichloroethane	0.00032	U	0.0010	0.00032	mg/L			12/16/24 15:59	1
1,1-Dichloroethane	0.00033	U	0.0010	0.00033	mg/L			12/16/24 15:59	1
1,1-Dichloroethene	**0.0027**		0.0010	0.00033	mg/L			12/16/24 15:59	1
1,1-Dichloropropene	0.00028	U	0.0010	0.00028	mg/L			12/16/24 15:59	1
1,2,3-Trichlorobenzene	0.00081	U	0.0050	0.00081	mg/L			12/16/24 15:59	1
1,2,3-Trichloropropane	0.00048	U	0.0010	0.00048	mg/L			12/16/24 15:59	1
1,2,4-Trichlorobenzene	0.00053	U	0.0050	0.00053	mg/L			12/16/24 15:59	1
1,2,4-Trimethylbenzene	0.00043	U	0.0010	0.00043	mg/L			12/16/24 15:59	1
1,2-Dibromo-3-Chloropropane	0.0018	U	0.0050	0.0018	mg/L			12/16/24 15:59	1
Ethylene Dibromide	0.00033	U	0.0010	0.00033	mg/L			12/16/24 15:59	1
1,2-Dichlorobenzene	0.00031	U	0.0010	0.00031	mg/L			12/16/24 15:59	1
1,2-Dichloroethane	0.00025	U	0.0010	0.00025	mg/L			12/16/24 15:59	1
1,2-Dichloroethene, Total	0.00037	U	0.0020	0.00037	mg/L			12/16/24 15:59	1

Client Sample ID: MW-17
Lab Sample ID: 680-259529-8
Date Collected: 12/06/24 09:55
Matrix: Water
Date Received: 12/07/24 10:07

Method: SW846 8260D - Volatile Organic Compounds by GC/MS (Continued)

Analyte	Result	Qualifier	RL	MDL	Unit	D	Prepared	Analyzed	Dil Fac
1,2-Dichloropropane	0.00022	U	0.0010	0.00022	mg/L			12/16/24 15:59	1
1,3,5-Trimethylbenzene	0.00028	U	0.0010	0.00028	mg/L			12/16/24 15:59	1
1,3-Dichlorobenzene	0.00031	U	0.0010	0.00031	mg/L			12/16/24 15:59	1
1,3-Dichloropropane	0.00036	U	0.0010	0.00036	mg/L			12/16/24 15:59	1
1,4-Dichlorobenzene	0.00031	U	0.0010	0.00031	mg/L			12/16/24 15:59	1
2,2-Dichloropropane	0.00035	U	0.0010	0.00035	mg/L			12/16/24 15:59	1
2-Butanone (MEK)	0.0064	U	0.010	0.0064	mg/L			12/16/24 15:59	1
2-Chlorotoluene	0.00025	U	0.0010	0.00025	mg/L			12/16/24 15:59	1
2-Hexanone	0.0032	U	0.010	0.0032	mg/L			12/16/24 15:59	1
4-Chlorotoluene	0.00041	U	0.0010	0.00041	mg/L			12/16/24 15:59	1
Acetone	0.0037	U	0.010	0.0037	mg/L			12/16/24 15:59	1
Benzene	0.00027	U	0.0010	0.00027	mg/L			12/16/24 15:59	1
Bromobenzene	0.00024	U	0.0010	0.00024	mg/L			12/16/24 15:59	1
Bromochloromethane	0.00034	U	0.0010	0.00034	mg/L			12/16/24 15:59	1
Dichlorobromomethane	0.00025	U	0.0010	0.00025	mg/L			12/16/24 15:59	1
Bromoform	0.00059	U	0.0010	0.00059	mg/L			12/16/24 15:59	1
Bromomethane	0.0037	U *+	0.0050	0.0037	mg/L			12/16/24 15:59	1
Carbon disulfide	0.00043	U	0.0020	0.00043	mg/L			12/16/24 15:59	1
Carbon tetrachloride	0.00030	U	0.0010	0.00030	mg/L			12/16/24 15:59	1
Chlorobenzene	0.00015	U	0.0010	0.00015	mg/L			12/16/24 15:59	1
Chloroethane	0.0046	U	0.0050	0.0046	mg/L			12/16/24 15:59	1
Chloroform	0.00027	U	0.0010	0.00027	mg/L			12/16/24 15:59	1
Chloromethane	0.00054	U	0.0010	0.00054	mg/L			12/16/24 15:59	1
cis-1,2-Dichloroethene	0.00025	U	0.0010	0.00025	mg/L			12/16/24 15:59	1
cis-1,3-Dichloropropene	0.00026	U	0.0010	0.00026	mg/L			12/16/24 15:59	1
Chlorodibromomethane	0.00039	U	0.0010	0.00039	mg/L			12/16/24 15:59	1
Dibromomethane	0.00034	U	0.0010	0.00034	mg/L			12/16/24 15:59	1
Dichlorodifluoromethane	0.00036	U	0.0010	0.00036	mg/L			12/16/24 15:59	1
Ethylbenzene	0.00020	U	0.0010	0.00020	mg/L			12/16/24 15:59	1
Hexachlorobutadiene	0.00022	U	0.0050	0.00022	mg/L			12/16/24 15:59	1
Isopropylbenzene	0.00026	U	0.0010	0.00026	mg/L			12/16/24 15:59	1
4-Methyl-2-pentanone (MIBK)	0.0027	U	0.010	0.0027	mg/L			12/16/24 15:59	1
Methyl tert-butyl ether	0.00081	U	0.0050	0.00081	mg/L			12/16/24 15:59	1
Methylene Chloride	0.0032	U	0.0050	0.0032	mg/L			12/16/24 15:59	1
m-Xylene & p-Xylene	0.00049	U	0.0010	0.00049	mg/L			12/16/24 15:59	1
Naphthalene	0.0024	U	0.0050	0.0024	mg/L			12/16/24 15:59	1
n-Butylbenzene	0.00052	U	0.0010	0.00052	mg/L			12/16/24 15:59	1
N-Propylbenzene	0.00041	U	0.0010	0.00041	mg/L			12/16/24 15:59	1
o-Xylene	0.00026	U	0.0010	0.00026	mg/L			12/16/24 15:59	1
p-Isopropyltoluene	0.00044	U	0.0010	0.00044	mg/L			12/16/24 15:59	1
sec-Butylbenzene	0.00053	U	0.0010	0.00053	mg/L			12/16/24 15:59	1
Styrene	0.00027	U	0.0010	0.00027	mg/L			12/16/24 15:59	1
tert-Butylbenzene	0.00043	U	0.0010	0.00043	mg/L			12/16/24 15:59	1
Tetrachloroethene	**0.0015**		0.0010	0.00035	mg/L			12/16/24 15:59	1
Toluene	0.00025	U	0.0010	0.00025	mg/L			12/16/24 15:59	1
trans-1,2-Dichloroethene	0.00034	U	0.0010	0.00034	mg/L			12/16/24 15:59	1
trans-1,3-Dichloropropene	0.00023	U	0.0010	0.00023	mg/L			12/16/24 15:59	1
Trichloroethene	**0.0013**		0.0010	0.00020	mg/L			12/16/24 15:59	1
Trichlorofluoromethane	0.00033	U	0.0010	0.00033	mg/L			12/16/24 15:59	1

Client Sample ID: MW-17

Lab Sample ID: 680-259529-8

Date Collected: 12/06/24 09:55

Matrix: Water

Date Received: 12/07/24 10:07

Method: SW846 8260D - Volatile Organic Compounds by GC/MS (Continued)

Analyte	Result	Qualifier	RL	MDL	Unit	D	Prepared	Analyzed	Dil Fac
Vinyl acetate	0.00069	U	0.0020	0.00069	mg/L			12/16/24 15:59	1
Vinyl chloride	0.00040	U	0.0010	0.00040	mg/L			12/16/24 15:59	1
Xylenes, Total	0.00023	U	0.0010	0.00023	mg/L			12/16/24 15:59	1

Surrogate	*%Recovery*	*Qualifier*	*Limits*	*Prepared*	*Analyzed*	*Dil Fac*
1,2-Dichloroethane-d4 (Surr)	*92*		*60 - 124*		*12/16/24 15:59*	*1*
4-Bromofluorobenzene (Surr)	*96*		*70 - 130*		*12/16/24 15:59*	*1*
Dibromofluoromethane (Surr)	*100*		*70 - 130*		*12/16/24 15:59*	*1*
Toluene-d8 (Surr)	*107*		*70 - 130*		*12/16/24 15:59*	*1*

Method: SW846 8081B - Organochlorine Pesticides (GC)

Analyte	Result	Qualifier	RL	MDL	Unit	D	Prepared	Analyzed	Dil Fac
Heptachlor	0.00000093	U	0.000047	0.00000093	mg/L		12/13/24 08:59	12/14/24 07:03	1

Surrogate	*%Recovery*	*Qualifier*	*Limits*	*Prepared*	*Analyzed*	*Dil Fac*
DCB Decachlorobiphenyl	*86*		*30 - 130*	*12/13/24 08:59*	*12/14/24 07:03*	*1*
Tetrachloro-m-xylene	*63*		*30 - 130*	*12/13/24 08:59*	*12/14/24 07:03*	*1*

Client Sample ID: MW-103

Lab Sample ID: 680-259529-9

Date Collected: 12/06/24 15:00

Matrix: Water

Date Received: 12/07/24 10:07

Method: SW846 8260D - Volatile Organic Compounds by GC/MS

Analyte	Result	Qualifier	RL	MDL	Unit	D	Prepared	Analyzed	Dil Fac
1,1,1,2-Tetrachloroethane	0.00036	U	0.0010	0.00036	mg/L			12/16/24 16:22	1
1,1,1-Trichloroethane	0.00021	U	0.0010	0.00021	mg/L			12/16/24 16:22	1
1,1,2,2-Tetrachloroethane	0.00040	U	0.0010	0.00040	mg/L			12/16/24 16:22	1
1,1,2-Trichloroethane	0.00032	U	0.0010	0.00032	mg/L			12/16/24 16:22	1
1,1-Dichloroethane	0.00033	U	0.0010	0.00033	mg/L			12/16/24 16:22	1
1,1-Dichloroethene	0.00033	U	0.0010	0.00033	mg/L			12/16/24 16:22	1
1,1-Dichloropropene	0.00028	U	0.0010	0.00028	mg/L			12/16/24 16:22	1
1,2,3-Trichlorobenzene	0.00081	U	0.0050	0.00081	mg/L			12/16/24 16:22	1
1,2,3-Trichloropropane	0.00048	U	0.0010	0.00048	mg/L			12/16/24 16:22	1
1,2,4-Trichlorobenzene	0.00053	U	0.0050	0.00053	mg/L			12/16/24 16:22	1
1,2,4-Trimethylbenzene	0.00043	U	0.0010	0.00043	mg/L			12/16/24 16:22	1
1,2-Dibromo-3-Chloropropane	0.0018	U	0.0050	0.0018	mg/L			12/16/24 16:22	1
Ethylene Dibromide	0.00033	U	0.0010	0.00033	mg/L			12/16/24 16:22	1
1,2-Dichlorobenzene	0.00031	U	0.0010	0.00031	mg/L			12/16/24 16:22	1
1,2-Dichloroethane	0.00025	U	0.0010	0.00025	mg/L			12/16/24 16:22	1
1,2-Dichloroethene, Total	0.00037	U	0.0020	0.00037	mg/L			12/16/24 16:22	1
1,2-Dichloropropane	0.00022	U	0.0010	0.00022	mg/L			12/16/24 16:22	1
1,3,5-Trimethylbenzene	0.00028	U	0.0010	0.00028	mg/L			12/16/24 16:22	1
1,3-Dichlorobenzene	0.00031	U	0.0010	0.00031	mg/L			12/16/24 16:22	1
1,3-Dichloropropane	0.00036	U	0.0010	0.00036	mg/L			12/16/24 16:22	1
1,4-Dichlorobenzene	0.00031	U	0.0010	0.00031	mg/L			12/16/24 16:22	1
2,2-Dichloropropane	0.00035	U	0.0010	0.00035	mg/L			12/16/24 16:22	1
2-Butanone (MEK)	0.0064	U	0.010	0.0064	mg/L			12/16/24 16:22	1
2-Chlorotoluene	0.00025	U	0.0010	0.00025	mg/L			12/16/24 16:22	1
2-Hexanone	0.0032	U	0.010	0.0032	mg/L			12/16/24 16:22	1
4-Chlorotoluene	0.00041	U	0.0010	0.00041	mg/L			12/16/24 16:22	1

Client: Trihydro Corporation
Job ID: 680-259529-1
Project/Site: PFSG, Valdosta GA Site

Client Sample ID: MW-103
Lab Sample ID: 680-259529-9
Date Collected: 12/06/24 15:00
Matrix: Water
Date Received: 12/07/24 10:07

Method: SW846 8260D - Volatile Organic Compounds by GC/MS (Continued)

Analyte	Result	Qualifier	RL	MDL	Unit	D	Prepared	Analyzed	Dil Fac
Acetone	0.0037	U	0.010	0.0037	mg/L			12/16/24 16:22	1
Benzene	0.00027	U	0.0010	0.00027	mg/L			12/16/24 16:22	1
Bromobenzene	0.00024	U	0.0010	0.00024	mg/L			12/16/24 16:22	1
Bromochloromethane	0.00034	U	0.0010	0.00034	mg/L			12/16/24 16:22	1
Dichlorobromomethane	0.00025	U	0.0010	0.00025	mg/L			12/16/24 16:22	1
Bromoform	0.00059	U	0.0010	0.00059	mg/L			12/16/24 16:22	1
Bromomethane	0.0037	U *+	0.0050	0.0037	mg/L			12/16/24 16:22	1
Carbon disulfide	0.00043	U	0.0020	0.00043	mg/L			12/16/24 16:22	1
Carbon tetrachloride	0.00030	U	0.0010	0.00030	mg/L			12/16/24 16:22	1
Chlorobenzene	0.00015	U	0.0010	0.00015	mg/L			12/16/24 16:22	1
Chloroethane	0.0046	U	0.0050	0.0046	mg/L			12/16/24 16:22	1
Chloroform	0.00027	U	0.0010	0.00027	mg/L			12/16/24 16:22	1
Chloromethane	0.00054	U	0.0010	0.00054	mg/L			12/16/24 16:22	1
cis-1,2-Dichloroethene	0.00025	U	0.0010	0.00025	mg/L			12/16/24 16:22	1
cis-1,3-Dichloropropene	0.00026	U	0.0010	0.00026	mg/L			12/16/24 16:22	1
Chlorodibromomethane	0.00039	U	0.0010	0.00039	mg/L			12/16/24 16:22	1
Dibromomethane	0.00034	U	0.0010	0.00034	mg/L			12/16/24 16:22	1
Dichlorodifluoromethane	0.00036	U	0.0010	0.00036	mg/L			12/16/24 16:22	1
Ethylbenzene	0.00020	U	0.0010	0.00020	mg/L			12/16/24 16:22	1
Hexachlorobutadiene	0.00022	U	0.0050	0.00022	mg/L			12/16/24 16:22	1
Isopropylbenzene	0.00026	U	0.0010	0.00026	mg/L			12/16/24 16:22	1
4-Methyl-2-pentanone (MIBK)	0.0027	U	0.010	0.0027	mg/L			12/16/24 16:22	1
Methyl tert-butyl ether	0.00081	U	0.0050	0.00081	mg/L			12/16/24 16:22	1
Methylene Chloride	0.0032	U	0.0050	0.0032	mg/L			12/16/24 16:22	1
m-Xylene & p-Xylene	0.00049	U	0.0010	0.00049	mg/L			12/16/24 16:22	1
Naphthalene	0.0024	U	0.0050	0.0024	mg/L			12/16/24 16:22	1
n-Butylbenzene	0.00052	U	0.0010	0.00052	mg/L			12/16/24 16:22	1
N-Propylbenzene	0.00041	U	0.0010	0.00041	mg/L			12/16/24 16:22	1
o-Xylene	0.00026	U	0.0010	0.00026	mg/L			12/16/24 16:22	1
p-Isopropyltoluene	0.00044	U	0.0010	0.00044	mg/L			12/16/24 16:22	1
sec-Butylbenzene	0.00053	U	0.0010	0.00053	mg/L			12/16/24 16:22	1
Styrene	0.00027	U	0.0010	0.00027	mg/L			12/16/24 16:22	1
tert-Butylbenzene	0.00043	U	0.0010	0.00043	mg/L			12/16/24 16:22	1
Tetrachloroethene	0.00035	U	0.0010	0.00035	mg/L			12/16/24 16:22	1
Toluene	0.00025	U	0.0010	0.00025	mg/L			12/16/24 16:22	1
trans-1,2-Dichloroethene	0.00034	U	0.0010	0.00034	mg/L			12/16/24 16:22	1
trans-1,3-Dichloropropene	0.00023	U	0.0010	0.00023	mg/L			12/16/24 16:22	1
Trichloroethene	0.00020	U	0.0010	0.00020	mg/L			12/16/24 16:22	1
Trichlorofluoromethane	0.00033	U	0.0010	0.00033	mg/L			12/16/24 16:22	1
Vinyl acetate	0.00069	U	0.0020	0.00069	mg/L			12/16/24 16:22	1
Vinyl chloride	0.00040	U	0.0010	0.00040	mg/L			12/16/24 16:22	1
Xylenes, Total	0.00023	U	0.0010	0.00023	mg/L			12/16/24 16:22	1

Surrogate	*%Recovery*	*Qualifier*	*Limits*	*Prepared*	*Analyzed*	*Dil Fac*
1,2-Dichloroethane-d4 (Surr)	*94*		*60 - 124*		*12/16/24 16:22*	*1*
4-Bromofluorobenzene (Surr)	*97*		*70 - 130*		*12/16/24 16:22*	*1*
Dibromofluoromethane (Surr)	*102*		*70 - 130*		*12/16/24 16:22*	*1*
Toluene-d8 (Surr)	*108*		*70 - 130*		*12/16/24 16:22*	*1*

Client Sample ID: MW-103
Lab Sample ID: 680-259529-9

Date Collected: 12/06/24 15:00
Matrix: Water
Date Received: 12/07/24 10:07

Method: SW846 8081B - Organochlorine Pesticides (GC)

Analyte	Result	Qualifier	RL	MDL	Unit	D	Prepared	Analyzed	Dil Fac
Heptachlor	0.00000096	U	0.000048	0.0000009 6	mg/L		12/13/24 08:59	12/14/24 07:21	1

Surrogate	*%Recovery*	*Qualifier*	*Limits*	*Prepared*	*Analyzed*	*Dil Fac*
DCB Decachlorobiphenyl	*72*		*30 - 130*	*12/13/24 08:59*	*12/14/24 07:21*	*1*
Tetrachloro-m-xylene	*63*		*30 - 130*	*12/13/24 08:59*	*12/14/24 07:21*	*1*

Client Sample ID: MW-2DR
Lab Sample ID: 680-259529-10

Date Collected: 12/06/24 16:35
Matrix: Water
Date Received: 12/07/24 10:07

Method: SW846 8260D - Volatile Organic Compounds by GC/MS

Analyte	Result	Qualifier	RL	MDL	Unit	D	Prepared	Analyzed	Dil Fac
1,1,1,2-Tetrachloroethane	0.00036	U	0.0010	0.00036	mg/L			12/16/24 16:44	1
1,1,1-Trichloroethane	0.00021	U	0.0010	0.00021	mg/L			12/16/24 16:44	1
1,1,2,2-Tetrachloroethane	0.00040	U	0.0010	0.00040	mg/L			12/16/24 16:44	1
1,1,2-Trichloroethane	0.00032	U	0.0010	0.00032	mg/L			12/16/24 16:44	1
1,1-Dichloroethane	0.00033	U	0.0010	0.00033	mg/L			12/16/24 16:44	1
1,1-Dichloroethene	0.00033	U	0.0010	0.00033	mg/L			12/16/24 16:44	1
1,1-Dichloropropene	0.00028	U	0.0010	0.00028	mg/L			12/16/24 16:44	1
1,2,3-Trichlorobenzene	0.00081	U	0.0050	0.00081	mg/L			12/16/24 16:44	1
1,2,3-Trichloropropane	0.00048	U	0.0010	0.00048	mg/L			12/16/24 16:44	1
1,2,4-Trichlorobenzene	0.00053	U	0.0050	0.00053	mg/L			12/16/24 16:44	1
1,2,4-Trimethylbenzene	0.00043	U	0.0010	0.00043	mg/L			12/16/24 16:44	1
1,2-Dibromo-3-Chloropropane	0.0018	U	0.0050	0.0018	mg/L			12/16/24 16:44	1
Ethylene Dibromide	0.00033	U	0.0010	0.00033	mg/L			12/16/24 16:44	1
1,2-Dichlorobenzene	0.00031	U	0.0010	0.00031	mg/L			12/16/24 16:44	1
1,2-Dichloroethane	0.00025	U	0.0010	0.00025	mg/L			12/16/24 16:44	1
1,2-Dichloroethene, Total	0.00037	U	0.0020	0.00037	mg/L			12/16/24 16:44	1
1,2-Dichloropropane	0.00022	U	0.0010	0.00022	mg/L			12/16/24 16:44	1
1,3,5-Trimethylbenzene	0.00028	U	0.0010	0.00028	mg/L			12/16/24 16:44	1
1,3-Dichlorobenzene	0.00031	U	0.0010	0.00031	mg/L			12/16/24 16:44	1
1,3-Dichloropropane	0.00036	U	0.0010	0.00036	mg/L			12/16/24 16:44	1
1,4-Dichlorobenzene	0.00031	U	0.0010	0.00031	mg/L			12/16/24 16:44	1
2,2-Dichloropropane	0.00035	U	0.0010	0.00035	mg/L			12/16/24 16:44	1
2-Butanone (MEK)	0.0064	U	0.010	0.0064	mg/L			12/16/24 16:44	1
2-Chlorotoluene	0.00025	U	0.0010	0.00025	mg/L			12/16/24 16:44	1
2-Hexanone	0.0032	U	0.010	0.0032	mg/L			12/16/24 16:44	1
4-Chlorotoluene	0.00041	U	0.0010	0.00041	mg/L			12/16/24 16:44	1
Acetone	0.0037	U	0.010	0.0037	mg/L			12/16/24 16:44	1
Benzene	0.00027	U	0.0010	0.00027	mg/L			12/16/24 16:44	1
Bromobenzene	0.00024	U	0.0010	0.00024	mg/L			12/16/24 16:44	1
Bromochloromethane	0.00034	U	0.0010	0.00034	mg/L			12/16/24 16:44	1
Dichlorobromomethane	0.00025	U	0.0010	0.00025	mg/L			12/16/24 16:44	1
Bromoform	0.00059	U	0.0010	0.00059	mg/L			12/16/24 16:44	1
Bromomethane	0.0037	U *+	0.0050	0.0037	mg/L			12/16/24 16:44	1
Carbon disulfide	0.00043	U	0.0020	0.00043	mg/L			12/16/24 16:44	1
Carbon tetrachloride	0.00030	U	0.0010	0.00030	mg/L			12/16/24 16:44	1
Chlorobenzene	0.00015	U	0.0010	0.00015	mg/L			12/16/24 16:44	1
Chloroethane	0.0046	U	0.0050	0.0046	mg/L			12/16/24 16:44	1

Client Sample ID: MW-2DR — **Lab Sample ID: 680-259529-10**
Date Collected: 12/06/24 16:35 — **Matrix: Water**
Date Received: 12/07/24 10:07

Method: SW846 8260D - Volatile Organic Compounds by GC/MS (Continued)

Analyte	Result	Qualifier	RL	MDL	Unit	D	Prepared	Analyzed	Dil Fac
Chloroform	0.00027	U	0.0010	0.00027	mg/L			12/16/24 16:44	1
Chloromethane	0.00054	U	0.0010	0.00054	mg/L			12/16/24 16:44	1
cis-1,2-Dichloroethene	0.00025	U	0.0010	0.00025	mg/L			12/16/24 16:44	1
cis-1,3-Dichloropropene	0.00026	U	0.0010	0.00026	mg/L			12/16/24 16:44	1
Chlorodibromomethane	0.00039	U	0.0010	0.00039	mg/L			12/16/24 16:44	1
Dibromomethane	0.00034	U	0.0010	0.00034	mg/L			12/16/24 16:44	1
Dichlorodifluoromethane	0.00036	U	0.0010	0.00036	mg/L			12/16/24 16:44	1
Ethylbenzene	0.00020	U	0.0010	0.00020	mg/L			12/16/24 16:44	1
Hexachlorobutadiene	0.00022	U	0.0050	0.00022	mg/L			12/16/24 16:44	1
Isopropylbenzene	0.00026	U	0.0010	0.00026	mg/L			12/16/24 16:44	1
4-Methyl-2-pentanone (MIBK)	0.0027	U	0.010	0.0027	mg/L			12/16/24 16:44	1
Methyl tert-butyl ether	0.00081	U	0.0050	0.00081	mg/L			12/16/24 16:44	1
Methylene Chloride	0.0032	U	0.0050	0.0032	mg/L			12/16/24 16:44	1
m-Xylene & p-Xylene	0.00049	U	0.0010	0.00049	mg/L			12/16/24 16:44	1
Naphthalene	0.0024	U	0.0050	0.0024	mg/L			12/16/24 16:44	1
n-Butylbenzene	0.00052	U	0.0010	0.00052	mg/L			12/16/24 16:44	1
N-Propylbenzene	0.00041	U	0.0010	0.00041	mg/L			12/16/24 16:44	1
o-Xylene	0.00026	U	0.0010	0.00026	mg/L			12/16/24 16:44	1
p-Isopropyltoluene	0.00044	U	0.0010	0.00044	mg/L			12/16/24 16:44	1
sec-Butylbenzene	0.00053	U	0.0010	0.00053	mg/L			12/16/24 16:44	1
Styrene	0.00027	U	0.0010	0.00027	mg/L			12/16/24 16:44	1
tert-Butylbenzene	0.00043	U	0.0010	0.00043	mg/L			12/16/24 16:44	1
Tetrachloroethene	0.00035	U	0.0010	0.00035	mg/L			12/16/24 16:44	1
Toluene	0.00025	U	0.0010	0.00025	mg/L			12/16/24 16:44	1
trans-1,2-Dichloroethene	0.00034	U	0.0010	0.00034	mg/L			12/16/24 16:44	1
trans-1,3-Dichloropropene	0.00023	U	0.0010	0.00023	mg/L			12/16/24 16:44	1
Trichloroethene	0.00020	U	0.0010	0.00020	mg/L			12/16/24 16:44	1
Trichlorofluoromethane	0.00033	U	0.0010	0.00033	mg/L			12/16/24 16:44	1
Vinyl acetate	0.00069	U	0.0020	0.00069	mg/L			12/16/24 16:44	1
Vinyl chloride	0.00040	U	0.0010	0.00040	mg/L			12/16/24 16:44	1
Xylenes, Total	0.00023	U	0.0010	0.00023	mg/L			12/16/24 16:44	1

Surrogate	*%Recovery*	*Qualifier*	*Limits*	*Prepared*	*Analyzed*	*Dil Fac*
1,2-Dichloroethane-d4 (Surr)	*96*		*60 - 124*		*12/16/24 16:44*	*1*
4-Bromofluorobenzene (Surr)	*97*		*70 - 130*		*12/16/24 16:44*	*1*
Dibromofluoromethane (Surr)	*103*		*70 - 130*		*12/16/24 16:44*	*1*
Toluene-d8 (Surr)	*107*		*70 - 130*		*12/16/24 16:44*	*1*

Method: SW846 8081B - Organochlorine Pesticides (GC)

Analyte	Result	Qualifier	RL	MDL	Unit	D	Prepared	Analyzed	Dil Fac
Heptachlor	0.00000099	U	0.000049	0.0000009 9	mg/L		12/13/24 08:59	12/14/24 07:38	1

Surrogate	*%Recovery*	*Qualifier*	*Limits*	*Prepared*	*Analyzed*	*Dil Fac*
DCB Decachlorobiphenyl	*71*		*30 - 130*	*12/13/24 08:59*	*12/14/24 07:38*	*1*
Tetrachloro-m-xylene	*65*		*30 - 130*	*12/13/24 08:59*	*12/14/24 07:38*	*1*

Client: Trihydro Corporation
Project/Site: PFSG, Valdosta GA Site

Job ID: 680-259529-1

Client Sample ID: Trip Blank
Date Collected: 12/06/24 08:00
Date Received: 12/07/24 10:07

Lab Sample ID: 680-259529-11
Matrix: Water

Method: SW846 8260D - Volatile Organic Compounds by GC/MS

Analyte	Result	Qualifier	RL	MDL	Unit	D	Prepared	Analyzed	Dil Fac
1,1,1,2-Tetrachloroethane	0.00036	U	0.0010	0.00036	mg/L			12/16/24 13:23	1
1,1,1-Trichloroethane	0.00021	U	0.0010	0.00021	mg/L			12/16/24 13:23	1
1,1,2,2-Tetrachloroethane	0.00040	U	0.0010	0.00040	mg/L			12/16/24 13:23	1
1,1,2-Trichloroethane	0.00032	U	0.0010	0.00032	mg/L			12/16/24 13:23	1
1,1-Dichloroethane	0.00033	U	0.0010	0.00033	mg/L			12/16/24 13:23	1
1,1-Dichloroethene	0.00033	U	0.0010	0.00033	mg/L			12/16/24 13:23	1
1,1-Dichloropropene	0.00028	U	0.0010	0.00028	mg/L			12/16/24 13:23	1
1,2,3-Trichlorobenzene	0.00081	U	0.0050	0.00081	mg/L			12/16/24 13:23	1
1,2,3-Trichloropropane	0.00048	U	0.0010	0.00048	mg/L			12/16/24 13:23	1
1,2,4-Trichlorobenzene	0.00053	U	0.0050	0.00053	mg/L			12/16/24 13:23	1
1,2,4-Trimethylbenzene	0.00043	U	0.0010	0.00043	mg/L			12/16/24 13:23	1
1,2-Dibromo-3-Chloropropane	0.0018	U	0.0050	0.0018	mg/L			12/16/24 13:23	1
Ethylene Dibromide	0.00033	U	0.0010	0.00033	mg/L			12/16/24 13:23	1
1,2-Dichlorobenzene	0.00031	U	0.0010	0.00031	mg/L			12/16/24 13:23	1
1,2-Dichloroethane	0.00025	U	0.0010	0.00025	mg/L			12/16/24 13:23	1
1,2-Dichloroethene, Total	0.00037	U	0.0020	0.00037	mg/L			12/16/24 13:23	1
1,2-Dichloropropane	0.00022	U	0.0010	0.00022	mg/L			12/16/24 13:23	1
1,3,5-Trimethylbenzene	0.00028	U	0.0010	0.00028	mg/L			12/16/24 13:23	1
1,3-Dichlorobenzene	0.00031	U	0.0010	0.00031	mg/L			12/16/24 13:23	1
1,3-Dichloropropane	0.00036	U	0.0010	0.00036	mg/L			12/16/24 13:23	1
1,4-Dichlorobenzene	0.00031	U	0.0010	0.00031	mg/L			12/16/24 13:23	1
2,2-Dichloropropane	0.00035	U	0.0010	0.00035	mg/L			12/16/24 13:23	1
2-Butanone (MEK)	0.0064	U	0.010	0.0064	mg/L			12/16/24 13:23	1
2-Chlorotoluene	0.00025	U	0.0010	0.00025	mg/L			12/16/24 13:23	1
2-Hexanone	0.0032	U	0.010	0.0032	mg/L			12/16/24 13:23	1
4-Chlorotoluene	0.00041	U	0.0010	0.00041	mg/L			12/16/24 13:23	1
Acetone	**0.0086**	**J**	0.010	0.0037	mg/L			12/17/24 00:55	1
Benzene	0.00027	U	0.0010	0.00027	mg/L			12/16/24 13:23	1
Bromobenzene	0.00024	U	0.0010	0.00024	mg/L			12/16/24 13:23	1
Bromochloromethane	0.00034	U	0.0010	0.00034	mg/L			12/16/24 13:23	1
Dichlorobromomethane	0.00025	U	0.0010	0.00025	mg/L			12/16/24 13:23	1
Bromoform	0.00059	U	0.0010	0.00059	mg/L			12/16/24 13:23	1
Bromomethane	0.0037	U *+	0.0050	0.0037	mg/L			12/16/24 13:23	1
Carbon disulfide	0.00043	U	0.0020	0.00043	mg/L			12/16/24 13:23	1
Carbon tetrachloride	0.00030	U	0.0010	0.00030	mg/L			12/16/24 13:23	1
Chlorobenzene	0.00015	U	0.0010	0.00015	mg/L			12/16/24 13:23	1
Chloroethane	0.0046	U	0.0050	0.0046	mg/L			12/16/24 13:23	1
Chloroform	0.00027	U	0.0010	0.00027	mg/L			12/16/24 13:23	1
Chloromethane	0.00054	U	0.0010	0.00054	mg/L			12/16/24 13:23	1
cis-1,2-Dichloroethene	0.00025	U	0.0010	0.00025	mg/L			12/16/24 13:23	1
cis-1,3-Dichloropropene	0.00026	U	0.0010	0.00026	mg/L			12/16/24 13:23	1
Chlorodibromomethane	0.00039	U	0.0010	0.00039	mg/L			12/16/24 13:23	1
Dibromomethane	0.00034	U	0.0010	0.00034	mg/L			12/16/24 13:23	1
Dichlorodifluoromethane	0.00036	U	0.0010	0.00036	mg/L			12/16/24 13:23	1
Ethylbenzene	0.00020	U	0.0010	0.00020	mg/L			12/16/24 13:23	1
Hexachlorobutadiene	0.00022	U	0.0050	0.00022	mg/L			12/16/24 13:23	1
Isopropylbenzene	0.00026	U	0.0010	0.00026	mg/L			12/16/24 13:23	1
4-Methyl-2-pentanone (MIBK)	0.0027	U	0.010	0.0027	mg/L			12/16/24 13:23	1
Methyl tert-butyl ether	0.00081	U	0.0050	0.00081	mg/L			12/16/24 13:23	1

Client: Trihydro Corporation
Project/Site: PFSG, Valdosta GA Site

Job ID: 680-259529-1

Client Sample ID: Trip Blank
Date Collected: 12/06/24 08:00
Date Received: 12/07/24 10:07

Lab Sample ID: 680-259529-11
Matrix: Water

Method: SW846 8260D - Volatile Organic Compounds by GC/MS (Continued)

Analyte	Result	Qualifier	RL	MDL	Unit	D	Prepared	Analyzed	Dil Fac
Methylene Chloride	0.0032	U	0.0050	0.0032	mg/L			12/16/24 13:23	1
m-Xylene & p-Xylene	0.00049	U	0.0010	0.00049	mg/L			12/16/24 13:23	1
Naphthalene	0.0024	U	0.0050	0.0024	mg/L			12/16/24 13:23	1
n-Butylbenzene	0.00052	U	0.0010	0.00052	mg/L			12/16/24 13:23	1
N-Propylbenzene	0.00041	U	0.0010	0.00041	mg/L			12/16/24 13:23	1
o-Xylene	0.00026	U	0.0010	0.00026	mg/L			12/16/24 13:23	1
p-Isopropyltoluene	0.00044	U	0.0010	0.00044	mg/L			12/16/24 13:23	1
sec-Butylbenzene	0.00053	U	0.0010	0.00053	mg/L			12/16/24 13:23	1
Styrene	0.00027	U	0.0010	0.00027	mg/L			12/16/24 13:23	1
tert-Butylbenzene	0.00043	U	0.0010	0.00043	mg/L			12/16/24 13:23	1
Tetrachloroethene	0.00035	U	0.0010	0.00035	mg/L			12/16/24 13:23	1
Toluene	0.00025	U	0.0010	0.00025	mg/L			12/16/24 13:23	1
trans-1,2-Dichloroethene	0.00034	U	0.0010	0.00034	mg/L			12/16/24 13:23	1
trans-1,3-Dichloropropene	0.00023	U	0.0010	0.00023	mg/L			12/16/24 13:23	1
Trichloroethene	0.00020	U	0.0010	0.00020	mg/L			12/16/24 13:23	1
Trichlorofluoromethane	0.00033	U	0.0010	0.00033	mg/L			12/16/24 13:23	1
Vinyl acetate	0.00069	U	0.0020	0.00069	mg/L			12/16/24 13:23	1
Vinyl chloride	0.00040	U	0.0010	0.00040	mg/L			12/16/24 13:23	1
Xylenes, Total	0.00023	U	0.0010	0.00023	mg/L			12/16/24 13:23	1

Surrogate	*%Recovery*	*Qualifier*	*Limits*	*Prepared*	*Analyzed*	*Dil Fac*
1,2-Dichloroethane-d4 (Surr)	*92*		*60 - 124*		*12/16/24 13:23*	*1*
1,2-Dichloroethane-d4 (Surr)	*94*		*60 - 124*		*12/17/24 00:55*	*1*
4-Bromofluorobenzene (Surr)	*96*		*70 - 130*		*12/16/24 13:23*	*1*
4-Bromofluorobenzene (Surr)	*96*		*70 - 130*		*12/17/24 00:55*	*1*
Dibromofluoromethane (Surr)	*101*		*70 - 130*		*12/16/24 13:23*	*1*
Dibromofluoromethane (Surr)	*103*		*70 - 130*		*12/17/24 00:55*	*1*
Toluene-d8 (Surr)	*105*		*70 - 130*		*12/16/24 13:23*	*1*
Toluene-d8 (Surr)	*107*		*70 - 130*		*12/17/24 00:55*	*1*

Method: 8260D - Volatile Organic Compounds by GC/MS

Lab Sample ID: MB 680-869097/9
Matrix: Water
Analysis Batch: 869097

Client Sample ID: Method Blank
Prep Type: Total/NA

Analyte	MB Result	MB Qualifier	RL	MDL	Unit	D	Prepared	Analyzed	Dil Fac
1,1,1,2-Tetrachloroethane	0.00036	U	0.0010	0.00036	mg/L			12/16/24 12:25	1
1,1,1-Trichloroethane	0.00021	U	0.0010	0.00021	mg/L			12/16/24 12:25	1
1,1,2,2-Tetrachloroethane	0.00040	U	0.0010	0.00040	mg/L			12/16/24 12:25	1
1,1,2-Trichloroethane	0.00032	U	0.0010	0.00032	mg/L			12/16/24 12:25	1
1,1-Dichloroethane	0.00033	U	0.0010	0.00033	mg/L			12/16/24 12:25	1
1,1-Dichloroethene	0.00033	U	0.0010	0.00033	mg/L			12/16/24 12:25	1
1,1-Dichloropropene	0.00028	U	0.0010	0.00028	mg/L			12/16/24 12:25	1
1,2,3-Trichlorobenzene	0.00081	U	0.0050	0.00081	mg/L			12/16/24 12:25	1
1,2,3-Trichloropropane	0.00048	U	0.0010	0.00048	mg/L			12/16/24 12:25	1
1,2,4-Trichlorobenzene	0.00053	U	0.0050	0.00053	mg/L			12/16/24 12:25	1
1,2,4-Trimethylbenzene	0.00043	U	0.0010	0.00043	mg/L			12/16/24 12:25	1
1,2-Dibromo-3-Chloropropane	0.0018	U	0.0050	0.0018	mg/L			12/16/24 12:25	1
Ethylene Dibromide	0.00033	U	0.0010	0.00033	mg/L			12/16/24 12:25	1
1,2-Dichlorobenzene	0.00031	U	0.0010	0.00031	mg/L			12/16/24 12:25	1
1,2-Dichloroethane	0.00025	U	0.0010	0.00025	mg/L			12/16/24 12:25	1
1,2-Dichloroethene, Total	0.00037	U	0.0020	0.00037	mg/L			12/16/24 12:25	1
1,2-Dichloropropane	0.00022	U	0.0010	0.00022	mg/L			12/16/24 12:25	1
1,3,5-Trimethylbenzene	0.00028	U	0.0010	0.00028	mg/L			12/16/24 12:25	1
1,3-Dichlorobenzene	0.00031	U	0.0010	0.00031	mg/L			12/16/24 12:25	1
1,3-Dichloropropane	0.00036	U	0.0010	0.00036	mg/L			12/16/24 12:25	1
1,4-Dichlorobenzene	0.00031	U	0.0010	0.00031	mg/L			12/16/24 12:25	1
2,2-Dichloropropane	0.00035	U	0.0010	0.00035	mg/L			12/16/24 12:25	1
2-Butanone (MEK)	0.0064	U	0.010	0.0064	mg/L			12/16/24 12:25	1
2-Chlorotoluene	0.00025	U	0.0010	0.00025	mg/L			12/16/24 12:25	1
2-Hexanone	0.0032	U	0.010	0.0032	mg/L			12/16/24 12:25	1
4-Chlorotoluene	0.00041	U	0.0010	0.00041	mg/L			12/16/24 12:25	1
Acetone	0.0037	U	0.010	0.0037	mg/L			12/16/24 12:25	1
Benzene	0.00027	U	0.0010	0.00027	mg/L			12/16/24 12:25	1
Bromobenzene	0.00024	U	0.0010	0.00024	mg/L			12/16/24 12:25	1
Bromochloromethane	0.00034	U	0.0010	0.00034	mg/L			12/16/24 12:25	1
Dichlorobromomethane	0.00025	U	0.0010	0.00025	mg/L			12/16/24 12:25	1
Bromoform	0.00059	U	0.0010	0.00059	mg/L			12/16/24 12:25	1
Bromomethane	0.0037	U	0.0050	0.0037	mg/L			12/16/24 12:25	1
Carbon disulfide	0.00043	U	0.0020	0.00043	mg/L			12/16/24 12:25	1
Carbon tetrachloride	0.00030	U	0.0010	0.00030	mg/L			12/16/24 12:25	1
Chlorobenzene	0.00015	U	0.0010	0.00015	mg/L			12/16/24 12:25	1
Chloroethane	0.0046	U	0.0050	0.0046	mg/L			12/16/24 12:25	1
Chloroform	0.00027	U	0.0010	0.00027	mg/L			12/16/24 12:25	1
Chloromethane	0.00054	U	0.0010	0.00054	mg/L			12/16/24 12:25	1
cis-1,2-Dichloroethene	0.00025	U	0.0010	0.00025	mg/L			12/16/24 12:25	1
cis-1,3-Dichloropropene	0.00026	U	0.0010	0.00026	mg/L			12/16/24 12:25	1
Chlorodibromomethane	0.00039	U	0.0010	0.00039	mg/L			12/16/24 12:25	1
Dibromomethane	0.00034	U	0.0010	0.00034	mg/L			12/16/24 12:25	1
Dichlorodifluoromethane	0.00036	U	0.0010	0.00036	mg/L			12/16/24 12:25	1
Ethylbenzene	0.00020	U	0.0010	0.00020	mg/L			12/16/24 12:25	1
Hexachlorobutadiene	0.00022	U	0.0050	0.00022	mg/L			12/16/24 12:25	1
Isopropylbenzene	0.00026	U	0.0010	0.00026	mg/L			12/16/24 12:25	1
4-Methyl-2-pentanone (MIBK)	0.0027	U	0.010	0.0027	mg/L			12/16/24 12:25	1

Method: 8260D - Volatile Organic Compounds by GC/MS (Continued)

Lab Sample ID: MB 680-869097/9
Matrix: Water
Analysis Batch: 869097

Client Sample ID: Method Blank
Prep Type: Total/NA

Analyte	MB Result	MB Qualifier	RL	MDL	Unit	D	Prepared	Analyzed	Dil Fac
Methyl tert-butyl ether	0.00081	U	0.0050	0.00081	mg/L			12/16/24 12:25	1
Methylene Chloride	0.0032	U	0.0050	0.0032	mg/L			12/16/24 12:25	1
m-Xylene & p-Xylene	0.00049	U	0.0010	0.00049	mg/L			12/16/24 12:25	1
Naphthalene	0.0024	U	0.0050	0.0024	mg/L			12/16/24 12:25	1
n-Butylbenzene	0.000547	J	0.0010	0.00052	mg/L			12/16/24 12:25	1
N-Propylbenzene	0.00041	U	0.0010	0.00041	mg/L			12/16/24 12:25	1
o-Xylene	0.00026	U	0.0010	0.00026	mg/L			12/16/24 12:25	1
p-Isopropyltoluene	0.00044	U	0.0010	0.00044	mg/L			12/16/24 12:25	1
sec-Butylbenzene	0.00053	U	0.0010	0.00053	mg/L			12/16/24 12:25	1
Styrene	0.00027	U	0.0010	0.00027	mg/L			12/16/24 12:25	1
tert-Butylbenzene	0.00043	U	0.0010	0.00043	mg/L			12/16/24 12:25	1
Tetrachloroethene	0.00035	U	0.0010	0.00035	mg/L			12/16/24 12:25	1
Toluene	0.00025	U	0.0010	0.00025	mg/L			12/16/24 12:25	1
trans-1,2-Dichloroethene	0.00034	U	0.0010	0.00034	mg/L			12/16/24 12:25	1
trans-1,3-Dichloropropene	0.00023	U	0.0010	0.00023	mg/L			12/16/24 12:25	1
Trichloroethene	0.00020	U	0.0010	0.00020	mg/L			12/16/24 12:25	1
Trichlorofluoromethane	0.00033	U	0.0010	0.00033	mg/L			12/16/24 12:25	1
Vinyl acetate	0.00069	U	0.0020	0.00069	mg/L			12/16/24 12:25	1
Vinyl chloride	0.00040	U	0.0010	0.00040	mg/L			12/16/24 12:25	1
Xylenes, Total	0.00023	U	0.0010	0.00023	mg/L			12/16/24 12:25	1

Surrogate	*MB %Recovery*	*MB Qualifier*	*Limits*	*Prepared*	*Analyzed*	*Dil Fac*
1,2-Dichloroethane-d4 (Surr)	*94*		*60 - 124*		*12/16/24 12:25*	*1*
4-Bromofluorobenzene (Surr)	*98*		*70 - 130*		*12/16/24 12:25*	*1*
Dibromofluoromethane (Surr)	*102*		*70 - 130*		*12/16/24 12:25*	*1*
Toluene-d8 (Surr)	*108*		*70 - 130*		*12/16/24 12:25*	*1*

Lab Sample ID: LCS 680-869097/4
Matrix: Water
Analysis Batch: 869097

Client Sample ID: Lab Control Sample
Prep Type: Total/NA

Analyte	Spike Added	LCS Result	LCS Qualifier	Unit	D	%Rec	%Rec Limits
1,1,1,2-Tetrachloroethane	0.0500	0.0485		mg/L		97	70 - 130
1,1,1-Trichloroethane	0.0500	0.0476		mg/L		95	70 - 130
1,1,2,2-Tetrachloroethane	0.0500	0.0448		mg/L		90	70 - 130
1,1,2-Trichloroethane	0.0500	0.0487		mg/L		97	70 - 130
1,1-Dichloroethane	0.0500	0.0466		mg/L		93	70 - 130
1,1-Dichloroethene	0.0500	0.0443		mg/L		89	70 - 130
1,1-Dichloropropene	0.0500	0.0479		mg/L		96	70 - 130
1,2,3-Trichlorobenzene	0.0500	0.0481		mg/L		96	61 - 141
1,2,3-Trichloropropane	0.0500	0.0446		mg/L		89	70 - 130
1,2,4-Trichlorobenzene	0.0500	0.0495		mg/L		99	70 - 130
1,2,4-Trimethylbenzene	0.0500	0.0510		mg/L		102	70 - 130
1,2-Dibromo-3-Chloropropane	0.0500	0.0394		mg/L		79	70 - 130
Ethylene Dibromide	0.0500	0.0453		mg/L		91	70 - 130
1,2-Dichlorobenzene	0.0500	0.0503		mg/L		101	70 - 130
1,2-Dichloroethane	0.0500	0.0469		mg/L		94	70 - 130
1,2-Dichloroethene, Total	0.100	0.0944		mg/L		94	70 - 130

Method: 8260D - Volatile Organic Compounds by GC/MS (Continued)

Lab Sample ID: LCS 680-869097/4
Matrix: Water
Analysis Batch: 869097

Client Sample ID: Lab Control Sample
Prep Type: Total/NA

Analyte	Spike Added	LCS Result	LCS Qualifier	Unit	D	%Rec	%Rec Limits
1,2-Dichloropropane	0.0500	0.0481		mg/L		96	70 - 130
1,3,5-Trimethylbenzene	0.0500	0.0529		mg/L		106	70 - 130
1,3-Dichlorobenzene	0.0500	0.0517		mg/L		103	70 - 130
1,3-Dichloropropane	0.0500	0.0467		mg/L		93	70 - 130
1,4-Dichlorobenzene	0.0500	0.0511		mg/L		102	70 - 130
2,2-Dichloropropane	0.0500	0.0485		mg/L		97	70 - 130
2-Butanone (MEK)	0.250	0.191		mg/L		77	69 - 120
2-Chlorotoluene	0.0500	0.0512		mg/L		102	70 - 130
2-Hexanone	0.250	0.204		mg/L		82	70 - 130
4-Chlorotoluene	0.0500	0.0509		mg/L		102	70 - 130
Acetone	0.250	0.202		mg/L		81	67 - 120
Benzene	0.0500	0.0503		mg/L		101	70 - 130
Bromobenzene	0.0500	0.0491		mg/L		98	70 - 130
Bromochloromethane	0.0500	0.0457		mg/L		91	70 - 130
Dichlorobromomethane	0.0500	0.0525		mg/L		105	70 - 130
Bromoform	0.0500	0.0422		mg/L		84	69 - 129
Bromomethane	0.0500	0.0906		mg/L		181	28 - 192
Carbon disulfide	0.0500	0.0413		mg/L		83	70 - 130
Carbon tetrachloride	0.0500	0.0448		mg/L		90	70 - 130
Chlorobenzene	0.0500	0.0485		mg/L		97	70 - 130
Chloroethane	0.0500	0.0549		mg/L		110	31 - 213
Chloroform	0.0500	0.0482		mg/L		96	70 - 130
Chloromethane	0.0500	0.0557		mg/L		111	59 - 127
cis-1,2-Dichloroethene	0.0500	0.0466		mg/L		93	70 - 130
cis-1,3-Dichloropropene	0.0500	0.0427		mg/L		85	70 - 130
Chlorodibromomethane	0.0500	0.0441		mg/L		88	70 - 130
Dibromomethane	0.0500	0.0448		mg/L		90	70 - 130
Dichlorodifluoromethane	0.0500	0.0525		mg/L		105	70 - 130
Ethylbenzene	0.0500	0.0522		mg/L		104	70 - 130
Hexachlorobutadiene	0.0500	0.0566		mg/L		113	70 - 130
Isopropylbenzene	0.0500	0.0581		mg/L		116	70 - 130
4-Methyl-2-pentanone (MIBK)	0.250	0.208		mg/L		83	68 - 120
Methyl tert-butyl ether	0.0500	0.0432		mg/L		86	70 - 130
Methylene Chloride	0.0500	0.0442		mg/L		88	70 - 130
m-Xylene & p-Xylene	0.0500	0.0519		mg/L		104	70 - 130
Naphthalene	0.0500	0.0443		mg/L		89	57 - 149
n-Butylbenzene	0.0500	0.0532		mg/L		106	70 - 130
N-Propylbenzene	0.0500	0.0540		mg/L		108	70 - 130
o-Xylene	0.0500	0.0508		mg/L		102	70 - 130
p-Isopropyltoluene	0.0500	0.0548		mg/L		110	70 - 130
sec-Butylbenzene	0.0500	0.0533		mg/L		107	70 - 130
Styrene	0.0500	0.0515		mg/L		103	70 - 130
tert-Butylbenzene	0.0500	0.0519		mg/L		104	70 - 130
Tetrachloroethene	0.0500	0.0519		mg/L		104	70 - 130
Toluene	0.0500	0.0493		mg/L		99	70 - 130
trans-1,2-Dichloroethene	0.0500	0.0479		mg/L		96	70 - 130
trans-1,3-Dichloropropene	0.0500	0.0445		mg/L		89	70 - 130
Trichloroethene	0.0500	0.0493		mg/L		99	70 - 130
Trichlorofluoromethane	0.0500	0.0391		mg/L		78	63 - 142

Method: 8260D - Volatile Organic Compounds by GC/MS (Continued)

Lab Sample ID: LCS 680-869097/4
Matrix: Water
Analysis Batch: 869097

Client Sample ID: Lab Control Sample
Prep Type: Total/NA

Analyte			Spike Added	LCS Result	LCS Qualifier	Unit	D	%Rec	%Rec Limits		
Vinyl acetate			0.100	0.0999		mg/L		100	67 - 135		
Vinyl chloride			0.0500	0.0512		mg/L		102	66 - 129		
Xylenes, Total			0.100	0.103		mg/L		103	70 - 130		

Surrogate	*LCS %Recovery*	*LCS Qualifier*	*Limits*
1,2-Dichloroethane-d4 (Surr)	*91*		*60 - 124*
4-Bromofluorobenzene (Surr)	*100*		*70 - 130*
Dibromofluoromethane (Surr)	*98*		*70 - 130*
Toluene-d8 (Surr)	*102*		*70 - 130*

Lab Sample ID: LCSD 680-869097/5
Matrix: Water
Analysis Batch: 869097

Client Sample ID: Lab Control Sample Dup
Prep Type: Total/NA

Analyte			Spike Added	LCSD Result	LCSD Qualifier	Unit	D	%Rec	%Rec Limits	RPD	RPD Limit
1,1,1,2-Tetrachloroethane			0.0500	0.0494		mg/L		99	70 - 130	2	30
1,1,1-Trichloroethane			0.0500	0.0476		mg/L		95	70 - 130	0	30
1,1,2,2-Tetrachloroethane			0.0500	0.0469		mg/L		94	70 - 130	5	30
1,1,2-Trichloroethane			0.0500	0.0498		mg/L		100	70 - 130	2	30
1,1-Dichloroethane			0.0500	0.0473		mg/L		95	70 - 130	1	30
1,1-Dichloroethene			0.0500	0.0438		mg/L		88	70 - 130	1	20
1,1-Dichloropropene			0.0500	0.0475		mg/L		95	70 - 130	1	20
1,2,3-Trichlorobenzene			0.0500	0.0484		mg/L		97	61 - 141	1	30
1,2,3-Trichloropropane			0.0500	0.0452		mg/L		90	70 - 130	1	30
1,2,4-Trichlorobenzene			0.0500	0.0500		mg/L		100	70 - 130	1	30
1,2,4-Trimethylbenzene			0.0500	0.0520		mg/L		104	70 - 130	2	30
1,2-Dibromo-3-Chloropropane			0.0500	0.0401		mg/L		80	70 - 130	2	30
Ethylene Dibromide			0.0500	0.0472		mg/L		94	70 - 130	4	30
1,2-Dichlorobenzene			0.0500	0.0504		mg/L		101	70 - 130	0	30
1,2-Dichloroethane			0.0500	0.0476		mg/L		95	70 - 130	2	50
1,2-Dichloroethene, Total			0.100	0.0946		mg/L		95	70 - 130	0	20
1,2-Dichloropropane			0.0500	0.0489		mg/L		98	70 - 130	2	20
1,3,5-Trimethylbenzene			0.0500	0.0536		mg/L		107	70 - 130	1	30
1,3-Dichlorobenzene			0.0500	0.0517		mg/L		103	70 - 130	0	30
1,3-Dichloropropane			0.0500	0.0482		mg/L		96	70 - 130	3	20
1,4-Dichlorobenzene			0.0500	0.0510		mg/L		102	70 - 130	0	30
2,2-Dichloropropane			0.0500	0.0481		mg/L		96	70 - 130	1	20
2-Butanone (MEK)			0.250	0.208		mg/L		83	69 - 120	9	30
2-Chlorotoluene			0.0500	0.0513		mg/L		103	70 - 130	0	30
2-Hexanone			0.250	0.214		mg/L		86	70 - 130	5	20
4-Chlorotoluene			0.0500	0.0512		mg/L		102	70 - 130	1	30
Acetone			0.250	0.201		mg/L		80	67 - 120	1	30
Benzene			0.0500	0.0506		mg/L		101	70 - 130	1	30
Bromobenzene			0.0500	0.0490		mg/L		98	70 - 130	0	30
Bromochloromethane			0.0500	0.0471		mg/L		94	70 - 130	3	30
Dichlorobromomethane			0.0500	0.0533		mg/L		107	70 - 130	2	30
Bromoform			0.0500	0.0436		mg/L		87	69 - 129	3	30
Bromomethane			0.0500	0.0963	*+	mg/L		193	28 - 192	6	30

Method: 8260D - Volatile Organic Compounds by GC/MS (Continued)

Lab Sample ID: LCSD 680-869097/5
Matrix: Water
Analysis Batch: 869097

Client Sample ID: Lab Control Sample Dup
Prep Type: Total/NA

Analyte			Spike Added	LCSD Result	LCSD Qualifier	Unit	D	%Rec	%Rec Limits	RPD	RPD Limit
Carbon disulfide			0.0500	0.0412		mg/L		82	70 - 130	0	30
Carbon tetrachloride			0.0500	0.0452		mg/L		90	70 - 130	1	30
Chlorobenzene			0.0500	0.0487		mg/L		97	70 - 130	0	30
Chloroethane			0.0500	0.0647		mg/L		129	31 - 213	16	30
Chloroform			0.0500	0.0481		mg/L		96	70 - 130	0	30
Chloromethane			0.0500	0.0547		mg/L		109	59 - 127	2	30
cis-1,2-Dichloroethene			0.0500	0.0470		mg/L		94	70 - 130	1	30
cis-1,3-Dichloropropene			0.0500	0.0433		mg/L		87	70 - 130	1	20
Chlorodibromomethane			0.0500	0.0447		mg/L		89	70 - 130	1	30
Dibromomethane			0.0500	0.0459		mg/L		92	70 - 130	2	30
Dichlorodifluoromethane			0.0500	0.0528		mg/L		106	70 - 130	1	40
Ethylbenzene			0.0500	0.0522		mg/L		104	70 - 130	0	20
Hexachlorobutadiene			0.0500	0.0551		mg/L		110	70 - 130	3	20
Isopropylbenzene			0.0500	0.0578		mg/L		116	70 - 130	1	30
4-Methyl-2-pentanone (MIBK)			0.250	0.219		mg/L		88	68 - 120	5	30
Methyl tert-butyl ether			0.0500	0.0444		mg/L		89	70 - 130	3	30
Methylene Chloride			0.0500	0.0451		mg/L		90	70 - 130	2	30
m-Xylene & p-Xylene			0.0500	0.0517		mg/L		103	70 - 130	0	30
Naphthalene			0.0500	0.0447		mg/L		89	57 - 149	1	30
n-Butylbenzene			0.0500	0.0526		mg/L		105	70 - 130	1	30
N-Propylbenzene			0.0500	0.0540		mg/L		108	70 - 130	0	30
o-Xylene			0.0500	0.0509		mg/L		102	70 - 130	0	30
p-Isopropyltoluene			0.0500	0.0540		mg/L		108	70 - 130	1	30
sec-Butylbenzene			0.0500	0.0535		mg/L		107	70 - 130	0	30
Styrene			0.0500	0.0522		mg/L		104	70 - 130	1	30
tert-Butylbenzene			0.0500	0.0521		mg/L		104	70 - 130	0	30
Tetrachloroethene			0.0500	0.0522		mg/L		104	70 - 130	0	30
Toluene			0.0500	0.0494		mg/L		99	70 - 130	0	30
trans-1,2-Dichloroethene			0.0500	0.0475		mg/L		95	70 - 130	1	30
trans-1,3-Dichloropropene			0.0500	0.0463		mg/L		93	70 - 130	4	30
Trichloroethene			0.0500	0.0486		mg/L		97	70 - 130	1	30
Trichlorofluoromethane			0.0500	0.0396		mg/L		79	63 - 142	1	30
Vinyl acetate			0.100	0.105		mg/L		105	67 - 135	5	30
Vinyl chloride			0.0500	0.0549		mg/L		110	66 - 129	7	30
Xylenes, Total			0.100	0.103		mg/L		103	70 - 130	0	30

Surrogate	*LCSD %Recovery*	*LCSD Qualifier*	*Limits*
1,2-Dichloroethane-d4 (Surr)	*93*		*60 - 124*
4-Bromofluorobenzene (Surr)	*100*		*70 - 130*
Dibromofluoromethane (Surr)	*100*		*70 - 130*
Toluene-d8 (Surr)	*102*		*70 - 130*

Lab Sample ID: MB 680-869245/9
Matrix: Water
Analysis Batch: 869245

Client Sample ID: Method Blank
Prep Type: Total/NA

Analyte	MB Result	MB Qualifier	RL	MDL	Unit	D	Prepared	Analyzed	Dil Fac
1,1,1,2-Tetrachloroethane	0.00036	U	0.0010	0.00036	mg/L			12/16/24 23:55	1

Method: 8260D - Volatile Organic Compounds by GC/MS (Continued)

Lab Sample ID: MB 680-869245/9
Matrix: Water
Analysis Batch: 869245

Client Sample ID: Method Blank
Prep Type: Total/NA

Analyte	MB Result	MB Qualifier	RL	MDL	Unit	D	Prepared	Analyzed	Dil Fac
1,1,1-Trichloroethane	0.00021	U	0.0010	0.00021	mg/L			12/16/24 23:55	1
1,1,2,2-Tetrachloroethane	0.00040	U	0.0010	0.00040	mg/L			12/16/24 23:55	1
1,1,2-Trichloroethane	0.00032	U	0.0010	0.00032	mg/L			12/16/24 23:55	1
1,1-Dichloroethane	0.00033	U	0.0010	0.00033	mg/L			12/16/24 23:55	1
1,1-Dichloroethene	0.00033	U	0.0010	0.00033	mg/L			12/16/24 23:55	1
1,1-Dichloropropene	0.00028	U	0.0010	0.00028	mg/L			12/16/24 23:55	1
1,2,3-Trichlorobenzene	0.00081	U	0.0050	0.00081	mg/L			12/16/24 23:55	1
1,2,3-Trichloropropane	0.00048	U	0.0010	0.00048	mg/L			12/16/24 23:55	1
1,2,4-Trichlorobenzene	0.00053	U	0.0050	0.00053	mg/L			12/16/24 23:55	1
1,2,4-Trimethylbenzene	0.00043	U	0.0010	0.00043	mg/L			12/16/24 23:55	1
1,2-Dibromo-3-Chloropropane	0.0018	U	0.0050	0.0018	mg/L			12/16/24 23:55	1
Ethylene Dibromide	0.00033	U	0.0010	0.00033	mg/L			12/16/24 23:55	1
1,2-Dichlorobenzene	0.00031	U	0.0010	0.00031	mg/L			12/16/24 23:55	1
1,2-Dichloroethane	0.00025	U	0.0010	0.00025	mg/L			12/16/24 23:55	1
1,2-Dichloroethene, Total	0.00037	U	0.0020	0.00037	mg/L			12/16/24 23:55	1
1,2-Dichloropropane	0.00022	U	0.0010	0.00022	mg/L			12/16/24 23:55	1
1,3,5-Trimethylbenzene	0.00028	U	0.0010	0.00028	mg/L			12/16/24 23:55	1
1,3-Dichlorobenzene	0.00031	U	0.0010	0.00031	mg/L			12/16/24 23:55	1
1,3-Dichloropropane	0.00036	U	0.0010	0.00036	mg/L			12/16/24 23:55	1
1,4-Dichlorobenzene	0.00031	U	0.0010	0.00031	mg/L			12/16/24 23:55	1
2,2-Dichloropropane	0.00035	U	0.0010	0.00035	mg/L			12/16/24 23:55	1
2-Butanone (MEK)	0.0064	U	0.010	0.0064	mg/L			12/16/24 23:55	1
2-Chlorotoluene	0.00025	U	0.0010	0.00025	mg/L			12/16/24 23:55	1
2-Hexanone	0.0032	U	0.010	0.0032	mg/L			12/16/24 23:55	1
4-Chlorotoluene	0.00041	U	0.0010	0.00041	mg/L			12/16/24 23:55	1
Acetone	0.0037	U	0.010	0.0037	mg/L			12/16/24 23:55	1
Benzene	0.00027	U	0.0010	0.00027	mg/L			12/16/24 23:55	1
Bromobenzene	0.00024	U	0.0010	0.00024	mg/L			12/16/24 23:55	1
Bromochloromethane	0.00034	U	0.0010	0.00034	mg/L			12/16/24 23:55	1
Dichlorobromomethane	0.00025	U	0.0010	0.00025	mg/L			12/16/24 23:55	1
Bromoform	0.00059	U	0.0010	0.00059	mg/L			12/16/24 23:55	1
Bromomethane	0.0037	U	0.0050	0.0037	mg/L			12/16/24 23:55	1
Carbon disulfide	0.00043	U	0.0020	0.00043	mg/L			12/16/24 23:55	1
Carbon tetrachloride	0.00030	U	0.0010	0.00030	mg/L			12/16/24 23:55	1
Chlorobenzene	0.00015	U	0.0010	0.00015	mg/L			12/16/24 23:55	1
Chloroethane	0.0046	U	0.0050	0.0046	mg/L			12/16/24 23:55	1
Chloroform	0.00027	U	0.0010	0.00027	mg/L			12/16/24 23:55	1
Chloromethane	0.00054	U	0.0010	0.00054	mg/L			12/16/24 23:55	1
cis-1,2-Dichloroethene	0.00025	U	0.0010	0.00025	mg/L			12/16/24 23:55	1
cis-1,3-Dichloropropene	0.00026	U	0.0010	0.00026	mg/L			12/16/24 23:55	1
Chlorodibromomethane	0.00039	U	0.0010	0.00039	mg/L			12/16/24 23:55	1
Dibromomethane	0.00034	U	0.0010	0.00034	mg/L			12/16/24 23:55	1
Dichlorodifluoromethane	0.00036	U	0.0010	0.00036	mg/L			12/16/24 23:55	1
Ethylbenzene	0.00020	U	0.0010	0.00020	mg/L			12/16/24 23:55	1
Hexachlorobutadiene	0.00022	U	0.0050	0.00022	mg/L			12/16/24 23:55	1
Isopropylbenzene	0.00026	U	0.0010	0.00026	mg/L			12/16/24 23:55	1
4-Methyl-2-pentanone (MIBK)	0.0027	U	0.010	0.0027	mg/L			12/16/24 23:55	1
Methyl tert-butyl ether	0.00081	U	0.0050	0.00081	mg/L			12/16/24 23:55	1
Methylene Chloride	0.0032	U	0.0050	0.0032	mg/L			12/16/24 23:55	1

Method: 8260D - Volatile Organic Compounds by GC/MS (Continued)

Lab Sample ID: MB 680-869245/9
Matrix: Water
Analysis Batch: 869245

Client Sample ID: Method Blank
Prep Type: Total/NA

Analyte	MB Result	MB Qualifier	RL	MDL	Unit	D	Prepared	Analyzed	Dil Fac
m-Xylene & p-Xylene	0.00049	U	0.0010	0.00049	mg/L			12/16/24 23:55	1
Naphthalene	0.0024	U	0.0050	0.0024	mg/L			12/16/24 23:55	1
n-Butylbenzene	0.000528	J	0.0010	0.00052	mg/L			12/16/24 23:55	1
N-Propylbenzene	0.00041	U	0.0010	0.00041	mg/L			12/16/24 23:55	1
o-Xylene	0.00026	U	0.0010	0.00026	mg/L			12/16/24 23:55	1
p-Isopropyltoluene	0.00044	U	0.0010	0.00044	mg/L			12/16/24 23:55	1
sec-Butylbenzene	0.00053	U	0.0010	0.00053	mg/L			12/16/24 23:55	1
Styrene	0.00027	U	0.0010	0.00027	mg/L			12/16/24 23:55	1
tert-Butylbenzene	0.00043	U	0.0010	0.00043	mg/L			12/16/24 23:55	1
Tetrachloroethene	0.00035	U	0.0010	0.00035	mg/L			12/16/24 23:55	1
Toluene	0.00025	U	0.0010	0.00025	mg/L			12/16/24 23:55	1
trans-1,2-Dichloroethene	0.00034	U	0.0010	0.00034	mg/L			12/16/24 23:55	1
trans-1,3-Dichloropropene	0.00023	U	0.0010	0.00023	mg/L			12/16/24 23:55	1
Trichloroethene	0.00020	U	0.0010	0.00020	mg/L			12/16/24 23:55	1
Trichlorofluoromethane	0.00033	U	0.0010	0.00033	mg/L			12/16/24 23:55	1
Vinyl acetate	0.00069	U	0.0020	0.00069	mg/L			12/16/24 23:55	1
Vinyl chloride	0.00040	U	0.0010	0.00040	mg/L			12/16/24 23:55	1
Xylenes, Total	0.00023	U	0.0010	0.00023	mg/L			12/16/24 23:55	1

Surrogate	*MB %Recovery*	*MB Qualifier*	*Limits*	*Prepared*	*Analyzed*	*Dil Fac*
1,2-Dichloroethane-d4 (Surr)	*94*		*60 - 124*		*12/16/24 23:55*	*1*
4-Bromofluorobenzene (Surr)	*96*		*70 - 130*		*12/16/24 23:55*	*1*
Dibromofluoromethane (Surr)	*101*		*70 - 130*		*12/16/24 23:55*	*1*
Toluene-d8 (Surr)	*106*		*70 - 130*		*12/16/24 23:55*	*1*

Lab Sample ID: LCS 680-869245/4
Matrix: Water
Analysis Batch: 869245

Client Sample ID: Lab Control Sample
Prep Type: Total/NA

Analyte	Spike Added	LCS Result	LCS Qualifier	Unit	D	%Rec	%Rec Limits
1,1,1,2-Tetrachloroethane	0.0500	0.0475		mg/L		95	70 - 130
1,1,1-Trichloroethane	0.0500	0.0495		mg/L		99	70 - 130
1,1,2,2-Tetrachloroethane	0.0500	0.0466		mg/L		93	70 - 130
1,1,2-Trichloroethane	0.0500	0.0491		mg/L		98	70 - 130
1,1-Dichloroethane	0.0500	0.0492		mg/L		98	70 - 130
1,1-Dichloroethene	0.0500	0.0494		mg/L		99	70 - 130
1,1-Dichloropropene	0.0500	0.0499		mg/L		100	70 - 130
1,2,3-Trichlorobenzene	0.0500	0.0493		mg/L		99	61 - 141
1,2,3-Trichloropropane	0.0500	0.0454		mg/L		91	70 - 130
1,2,4-Trichlorobenzene	0.0500	0.0507		mg/L		101	70 - 130
1,2,4-Trimethylbenzene	0.0500	0.0508		mg/L		102	70 - 130
1,2-Dibromo-3-Chloropropane	0.0500	0.0400		mg/L		80	70 - 130
Ethylene Dibromide	0.0500	0.0464		mg/L		93	70 - 130
1,2-Dichlorobenzene	0.0500	0.0495		mg/L		99	70 - 130
1,2-Dichloroethane	0.0500	0.0484		mg/L		97	70 - 130
1,2-Dichloroethene, Total	0.100	0.101		mg/L		101	70 - 130
1,2-Dichloropropane	0.0500	0.0495		mg/L		99	70 - 130
1,3,5-Trimethylbenzene	0.0500	0.0524		mg/L		105	70 - 130

Method: 8260D - Volatile Organic Compounds by GC/MS (Continued)

Lab Sample ID: LCS 680-869245/4
Matrix: Water
Analysis Batch: 869245

Client Sample ID: Lab Control Sample
Prep Type: Total/NA

Analyte	Spike Added	LCS Result	LCS Qualifier	Unit	D	%Rec	%Rec Limits
1,3-Dichlorobenzene	0.0500	0.0508		mg/L		102	70 - 130
1,3-Dichloropropane	0.0500	0.0477		mg/L		95	70 - 130
1,4-Dichlorobenzene	0.0500	0.0503		mg/L		101	70 - 130
2,2-Dichloropropane	0.0500	0.0495		mg/L		99	70 - 130
2-Butanone (MEK)	0.250	0.224		mg/L		89	69 - 120
2-Chlorotoluene	0.0500	0.0502		mg/L		100	70 - 130
2-Hexanone	0.250	0.216		mg/L		86	70 - 130
4-Chlorotoluene	0.0500	0.0500		mg/L		100	70 - 130
Acetone	0.250	0.213		mg/L		85	67 - 120
Benzene	0.0500	0.0523		mg/L		105	70 - 130
Bromobenzene	0.0500	0.0483		mg/L		97	70 - 130
Bromochloromethane	0.0500	0.0477		mg/L		95	70 - 130
Dichlorobromomethane	0.0500	0.0528		mg/L		106	70 - 130
Bromoform	0.0500	0.0407		mg/L		81	69 - 129
Bromomethane	0.0500	0.0882		mg/L		176	28 - 192
Carbon disulfide	0.0500	0.0498		mg/L		100	70 - 130
Carbon tetrachloride	0.0500	0.0470		mg/L		94	70 - 130
Chlorobenzene	0.0500	0.0486		mg/L		97	70 - 130
Chloroethane	0.0500	0.0702		mg/L		140	31 - 213
Chloroform	0.0500	0.0492		mg/L		98	70 - 130
Chloromethane	0.0500	0.0510		mg/L		102	59 - 127
cis-1,2-Dichloroethene	0.0500	0.0495		mg/L		99	70 - 130
cis-1,3-Dichloropropene	0.0500	0.0426		mg/L		85	70 - 130
Chlorodibromomethane	0.0500	0.0433		mg/L		87	70 - 130
Dibromomethane	0.0500	0.0466		mg/L		93	70 - 130
Dichlorodifluoromethane	0.0500	0.0476		mg/L		95	70 - 130
Ethylbenzene	0.0500	0.0520		mg/L		104	70 - 130
Hexachlorobutadiene	0.0500	0.0557		mg/L		111	70 - 130
Isopropylbenzene	0.0500	0.0572		mg/L		114	70 - 130
4-Methyl-2-pentanone (MIBK)	0.250	0.219		mg/L		88	68 - 120
Methyl tert-butyl ether	0.0500	0.0466		mg/L		93	70 - 130
Methylene Chloride	0.0500	0.0477		mg/L		95	70 - 130
m-Xylene & p-Xylene	0.0500	0.0513		mg/L		103	70 - 130
Naphthalene	0.0500	0.0456		mg/L		91	57 - 149
n-Butylbenzene	0.0500	0.0528		mg/L		106	70 - 130
N-Propylbenzene	0.0500	0.0533		mg/L		107	70 - 130
o-Xylene	0.0500	0.0501		mg/L		100	70 - 130
p-Isopropyltoluene	0.0500	0.0539		mg/L		108	70 - 130
sec-Butylbenzene	0.0500	0.0522		mg/L		104	70 - 130
Styrene	0.0500	0.0511		mg/L		102	70 - 130
tert-Butylbenzene	0.0500	0.0510		mg/L		102	70 - 130
Tetrachloroethene	0.0500	0.0532		mg/L		106	70 - 130
Toluene	0.0500	0.0502		mg/L		100	70 - 130
trans-1,2-Dichloroethene	0.0500	0.0512		mg/L		102	70 - 130
trans-1,3-Dichloropropene	0.0500	0.0449		mg/L		90	70 - 130
Trichloroethene	0.0500	0.0498		mg/L		100	70 - 130
Trichlorofluoromethane	0.0500	0.0418		mg/L		84	63 - 142
Vinyl acetate	0.100	0.108		mg/L		108	67 - 135
Vinyl chloride	0.0500	0.0576		mg/L		115	66 - 129

Method: 8260D - Volatile Organic Compounds by GC/MS (Continued)

Lab Sample ID: LCS 680-869245/4
Matrix: Water
Analysis Batch: 869245

Client Sample ID: Lab Control Sample
Prep Type: Total/NA

Analyte			Spike Added	LCS Result	LCS Qualifier	Unit	D	%Rec	%Rec Limits		
Xylenes, Total			0.100	0.101		mg/L		101	70 - 130		

Surrogate	*LCS %Recovery*	*LCS Qualifier*	*Limits*
1,2-Dichloroethane-d4 (Surr)	*94*		*60 - 124*
4-Bromofluorobenzene (Surr)	*98*		*70 - 130*
Dibromofluoromethane (Surr)	*101*		*70 - 130*
Toluene-d8 (Surr)	*104*		*70 - 130*

Lab Sample ID: LCSD 680-869245/5
Matrix: Water
Analysis Batch: 869245

Client Sample ID: Lab Control Sample Dup
Prep Type: Total/NA

Analyte			Spike Added	LCSD Result	LCSD Qualifier	Unit	D	%Rec	%Rec Limits	RPD	RPD Limit
1,1,1,2-Tetrachloroethane			0.0500	0.0488		mg/L		98	70 - 130	3	30
1,1,1-Trichloroethane			0.0500	0.0487		mg/L		97	70 - 130	2	30
1,1,2,2-Tetrachloroethane			0.0500	0.0480		mg/L		96	70 - 130	3	30
1,1,2-Trichloroethane			0.0500	0.0507		mg/L		101	70 - 130	3	30
1,1-Dichloroethane			0.0500	0.0494		mg/L		99	70 - 130	0	30
1,1-Dichloroethene			0.0500	0.0491		mg/L		98	70 - 130	1	20
1,1-Dichloropropene			0.0500	0.0493		mg/L		99	70 - 130	1	20
1,2,3-Trichlorobenzene			0.0500	0.0492		mg/L		98	61 - 141	0	30
1,2,3-Trichloropropane			0.0500	0.0470		mg/L		94	70 - 130	3	30
1,2,4-Trichlorobenzene			0.0500	0.0504		mg/L		101	70 - 130	0	30
1,2,4-Trimethylbenzene			0.0500	0.0509		mg/L		102	70 - 130	0	30
1,2-Dibromo-3-Chloropropane			0.0500	0.0414		mg/L		83	70 - 130	3	30
Ethylene Dibromide			0.0500	0.0486		mg/L		97	70 - 130	5	30
1,2-Dichlorobenzene			0.0500	0.0499		mg/L		100	70 - 130	1	30
1,2-Dichloroethane			0.0500	0.0497		mg/L		99	70 - 130	3	50
1,2-Dichloroethene, Total			0.100	0.100		mg/L		100	70 - 130	0	20
1,2-Dichloropropane			0.0500	0.0500		mg/L		100	70 - 130	1	20
1,3,5-Trimethylbenzene			0.0500	0.0524		mg/L		105	70 - 130	0	30
1,3-Dichlorobenzene			0.0500	0.0507		mg/L		101	70 - 130	0	30
1,3-Dichloropropane			0.0500	0.0492		mg/L		98	70 - 130	3	20
1,4-Dichlorobenzene			0.0500	0.0500		mg/L		100	70 - 130	1	30
2,2-Dichloropropane			0.0500	0.0492		mg/L		98	70 - 130	1	20
2-Butanone (MEK)			0.250	0.239		mg/L		95	69 - 120	7	30
2-Chlorotoluene			0.0500	0.0502		mg/L		100	70 - 130	0	30
2-Hexanone			0.250	0.226		mg/L		91	70 - 130	5	20
4-Chlorotoluene			0.0500	0.0500		mg/L		100	70 - 130	0	30
Acetone			0.250	0.224		mg/L		90	67 - 120	5	30
Benzene			0.0500	0.0528		mg/L		106	70 - 130	1	30
Bromobenzene			0.0500	0.0485		mg/L		97	70 - 130	1	30
Bromochloromethane			0.0500	0.0491		mg/L		98	70 - 130	3	30
Dichlorobromomethane			0.0500	0.0536		mg/L		107	70 - 130	1	30
Bromoform			0.0500	0.0421		mg/L		84	69 - 129	4	30
Bromomethane			0.0500	0.0908		mg/L		182	28 - 192	3	30
Carbon disulfide			0.0500	0.0488		mg/L		98	70 - 130	2	30
Carbon tetrachloride			0.0500	0.0468		mg/L		94	70 - 130	0	30

Method: 8260D - Volatile Organic Compounds by GC/MS (Continued)

Lab Sample ID: LCSD 680-869245/5
Matrix: Water
Analysis Batch: 869245

Client Sample ID: Lab Control Sample Dup
Prep Type: Total/NA

Analyte	Spike Added	LCSD Result	LCSD Qualifier	Unit	D	%Rec	%Rec Limits	RPD	RPD Limit
Chlorobenzene	0.0500	0.0487		mg/L		97	70 - 130	0	30
Chloroethane	0.0500	0.0722		mg/L		144	31 - 213	3	30
Chloroform	0.0500	0.0501		mg/L		100	70 - 130	2	30
Chloromethane	0.0500	0.0522		mg/L		104	59 - 127	2	30
cis-1,2-Dichloroethene	0.0500	0.0497		mg/L		99	70 - 130	0	30
cis-1,3-Dichloropropene	0.0500	0.0437		mg/L		87	70 - 130	2	20
Chlorodibromomethane	0.0500	0.0446		mg/L		89	70 - 130	3	30
Dibromomethane	0.0500	0.0478		mg/L		96	70 - 130	3	30
Dichlorodifluoromethane	0.0500	0.0489		mg/L		98	70 - 130	3	40
Ethylbenzene	0.0500	0.0516		mg/L		103	70 - 130	1	20
Hexachlorobutadiene	0.0500	0.0541		mg/L		108	70 - 130	3	20
Isopropylbenzene	0.0500	0.0571		mg/L		114	70 - 130	0	30
4-Methyl-2-pentanone (MIBK)	0.250	0.230		mg/L		92	68 - 120	5	30
Methyl tert-butyl ether	0.0500	0.0485		mg/L		97	70 - 130	4	30
Methylene Chloride	0.0500	0.0480		mg/L		96	70 - 130	1	30
m-Xylene & p-Xylene	0.0500	0.0508		mg/L		102	70 - 130	1	30
Naphthalene	0.0500	0.0466		mg/L		93	57 - 149	2	30
n-Butylbenzene	0.0500	0.0519		mg/L		104	70 - 130	2	30
N-Propylbenzene	0.0500	0.0529		mg/L		106	70 - 130	1	30
o-Xylene	0.0500	0.0500		mg/L		100	70 - 130	0	30
p-Isopropyltoluene	0.0500	0.0532		mg/L		106	70 - 130	1	30
sec-Butylbenzene	0.0500	0.0523		mg/L		105	70 - 130	0	30
Styrene	0.0500	0.0510		mg/L		102	70 - 130	0	30
tert-Butylbenzene	0.0500	0.0507		mg/L		101	70 - 130	1	30
Tetrachloroethene	0.0500	0.0530		mg/L		106	70 - 130	0	30
Toluene	0.0500	0.0508		mg/L		102	70 - 130	1	30
trans-1,2-Dichloroethene	0.0500	0.0506		mg/L		101	70 - 130	1	30
trans-1,3-Dichloropropene	0.0500	0.0465		mg/L		93	70 - 130	3	30
Trichloroethene	0.0500	0.0494		mg/L		99	70 - 130	1	30
Trichlorofluoromethane	0.0500	0.0402		mg/L		80	63 - 142	4	30
Vinyl acetate	0.100	0.113		mg/L		113	67 - 135	4	30
Vinyl chloride	0.0500	0.0555		mg/L		111	66 - 129	4	30
Xylenes, Total	0.100	0.101		mg/L		101	70 - 130	1	30

Surrogate	*LCSD %Recovery*	*LCSD Qualifier*	*Limits*
1,2-Dichloroethane-d4 (Surr)	*97*		*60 - 124*
4-Bromofluorobenzene (Surr)	*99*		*70 - 130*
Dibromofluoromethane (Surr)	*101*		*70 - 130*
Toluene-d8 (Surr)	*104*		*70 - 130*

Lab Sample ID: MB 680-869499/11
Matrix: Water
Analysis Batch: 869499

Client Sample ID: Method Blank
Prep Type: Total/NA

Analyte	MB Result	MB Qualifier	RL	MDL	Unit	D	Prepared	Analyzed	Dil Fac
1,1,1,2-Tetrachloroethane	0.00036	U	0.0010	0.00036	mg/L			12/18/24 13:03	1
1,1,1-Trichloroethane	0.00021	U	0.0010	0.00021	mg/L			12/18/24 13:03	1
1,1,2,2-Tetrachloroethane	0.00040	U	0.0010	0.00040	mg/L			12/18/24 13:03	1

Method: 8260D - Volatile Organic Compounds by GC/MS (Continued)

Lab Sample ID: MB 680-869499/11
Matrix: Water
Analysis Batch: 869499

Client Sample ID: Method Blank
Prep Type: Total/NA

Analyte	MB Result	MB Qualifier	RL	MDL	Unit	D	Prepared	Analyzed	Dil Fac
1,1,2-Trichloroethane	0.00032	U	0.0010	0.00032	mg/L			12/18/24 13:03	1
1,1-Dichloroethane	0.00033	U	0.0010	0.00033	mg/L			12/18/24 13:03	1
1,1-Dichloroethene	0.00033	U	0.0010	0.00033	mg/L			12/18/24 13:03	1
1,1-Dichloropropene	0.00028	U	0.0010	0.00028	mg/L			12/18/24 13:03	1
1,2,3-Trichlorobenzene	0.00081	U	0.0050	0.00081	mg/L			12/18/24 13:03	1
1,2,3-Trichloropropane	0.00048	U	0.0010	0.00048	mg/L			12/18/24 13:03	1
1,2,4-Trichlorobenzene	0.00053	U	0.0050	0.00053	mg/L			12/18/24 13:03	1
1,2,4-Trimethylbenzene	0.00043	U	0.0010	0.00043	mg/L			12/18/24 13:03	1
1,2-Dibromo-3-Chloropropane	0.0018	U	0.0050	0.0018	mg/L			12/18/24 13:03	1
Ethylene Dibromide	0.00033	U	0.0010	0.00033	mg/L			12/18/24 13:03	1
1,2-Dichlorobenzene	0.00031	U	0.0010	0.00031	mg/L			12/18/24 13:03	1
1,2-Dichloroethane	0.00025	U	0.0010	0.00025	mg/L			12/18/24 13:03	1
1,2-Dichloroethene, Total	0.00037	U	0.0020	0.00037	mg/L			12/18/24 13:03	1
1,2-Dichloropropane	0.00022	U	0.0010	0.00022	mg/L			12/18/24 13:03	1
1,3,5-Trimethylbenzene	0.00028	U	0.0010	0.00028	mg/L			12/18/24 13:03	1
1,3-Dichlorobenzene	0.00031	U	0.0010	0.00031	mg/L			12/18/24 13:03	1
1,3-Dichloropropane	0.00036	U	0.0010	0.00036	mg/L			12/18/24 13:03	1
1,4-Dichlorobenzene	0.00031	U	0.0010	0.00031	mg/L			12/18/24 13:03	1
2,2-Dichloropropane	0.00035	U	0.0010	0.00035	mg/L			12/18/24 13:03	1
2-Butanone (MEK)	0.0064	U	0.010	0.0064	mg/L			12/18/24 13:03	1
2-Chlorotoluene	0.00025	U	0.0010	0.00025	mg/L			12/18/24 13:03	1
2-Hexanone	0.0032	U	0.010	0.0032	mg/L			12/18/24 13:03	1
4-Chlorotoluene	0.00041	U	0.0010	0.00041	mg/L			12/18/24 13:03	1
Acetone	0.0037	U	0.010	0.0037	mg/L			12/18/24 13:03	1
Benzene	0.00027	U	0.0010	0.00027	mg/L			12/18/24 13:03	1
Bromobenzene	0.00024	U	0.0010	0.00024	mg/L			12/18/24 13:03	1
Bromochloromethane	0.00034	U	0.0010	0.00034	mg/L			12/18/24 13:03	1
Dichlorobromomethane	0.00025	U	0.0010	0.00025	mg/L			12/18/24 13:03	1
Bromoform	0.00059	U	0.0010	0.00059	mg/L			12/18/24 13:03	1
Bromomethane	0.0037	U	0.0050	0.0037	mg/L			12/18/24 13:03	1
Carbon disulfide	0.00043	U	0.0020	0.00043	mg/L			12/18/24 13:03	1
Carbon tetrachloride	0.00030	U	0.0010	0.00030	mg/L			12/18/24 13:03	1
Chlorobenzene	0.00015	U	0.0010	0.00015	mg/L			12/18/24 13:03	1
Chloroethane	0.0046	U	0.0050	0.0046	mg/L			12/18/24 13:03	1
Chloroform	0.00027	U	0.0010	0.00027	mg/L			12/18/24 13:03	1
Chloromethane	0.00054	U	0.0010	0.00054	mg/L			12/18/24 13:03	1
cis-1,2-Dichloroethene	0.00025	U	0.0010	0.00025	mg/L			12/18/24 13:03	1
cis-1,3-Dichloropropene	0.00026	U	0.0010	0.00026	mg/L			12/18/24 13:03	1
Chlorodibromomethane	0.00039	U	0.0010	0.00039	mg/L			12/18/24 13:03	1
Dibromomethane	0.00034	U	0.0010	0.00034	mg/L			12/18/24 13:03	1
Dichlorodifluoromethane	0.00036	U	0.0010	0.00036	mg/L			12/18/24 13:03	1
Ethylbenzene	0.00020	U	0.0010	0.00020	mg/L			12/18/24 13:03	1
Hexachlorobutadiene	0.00022	U	0.0050	0.00022	mg/L			12/18/24 13:03	1
Isopropylbenzene	0.00026	U	0.0010	0.00026	mg/L			12/18/24 13:03	1
4-Methyl-2-pentanone (MIBK)	0.0027	U	0.010	0.0027	mg/L			12/18/24 13:03	1
Methyl tert-butyl ether	0.00081	U	0.0050	0.00081	mg/L			12/18/24 13:03	1
Methylene Chloride	0.0032	U	0.0050	0.0032	mg/L			12/18/24 13:03	1
m-Xylene & p-Xylene	0.00049	U	0.0010	0.00049	mg/L			12/18/24 13:03	1
Naphthalene	0.0024	U	0.0050	0.0024	mg/L			12/18/24 13:03	1

Method: 8260D - Volatile Organic Compounds by GC/MS (Continued)

Lab Sample ID: MB 680-869499/11
Matrix: Water
Analysis Batch: 869499

Client Sample ID: Method Blank
Prep Type: Total/NA

Analyte	MB Result	MB Qualifier	RL	MDL	Unit	D	Prepared	Analyzed	Dil Fac
n-Butylbenzene	0.00052	U	0.0010	0.00052	mg/L			12/18/24 13:03	1
N-Propylbenzene	0.00041	U	0.0010	0.00041	mg/L			12/18/24 13:03	1
o-Xylene	0.00026	U	0.0010	0.00026	mg/L			12/18/24 13:03	1
p-Isopropyltoluene	0.00044	U	0.0010	0.00044	mg/L			12/18/24 13:03	1
sec-Butylbenzene	0.00053	U	0.0010	0.00053	mg/L			12/18/24 13:03	1
Styrene	0.00027	U	0.0010	0.00027	mg/L			12/18/24 13:03	1
tert-Butylbenzene	0.00043	U	0.0010	0.00043	mg/L			12/18/24 13:03	1
Tetrachloroethene	0.00035	U	0.0010	0.00035	mg/L			12/18/24 13:03	1
Toluene	0.00025	U	0.0010	0.00025	mg/L			12/18/24 13:03	1
trans-1,2-Dichloroethene	0.00034	U	0.0010	0.00034	mg/L			12/18/24 13:03	1
trans-1,3-Dichloropropene	0.00023	U	0.0010	0.00023	mg/L			12/18/24 13:03	1
Trichloroethene	0.00020	U	0.0010	0.00020	mg/L			12/18/24 13:03	1
Trichlorofluoromethane	0.00033	U	0.0010	0.00033	mg/L			12/18/24 13:03	1
Vinyl acetate	0.00069	U	0.0020	0.00069	mg/L			12/18/24 13:03	1
Vinyl chloride	0.00040	U	0.0010	0.00040	mg/L			12/18/24 13:03	1
Xylenes, Total	0.00023	U	0.0010	0.00023	mg/L			12/18/24 13:03	1

Surrogate	*MB %Recovery*	*MB Qualifier*	*Limits*	*Prepared*	*Analyzed*	*Dil Fac*
1,2-Dichloroethane-d4 (Surr)	*99*		*60 - 124*		*12/18/24 13:03*	*1*
4-Bromofluorobenzene (Surr)	*97*		*70 - 130*		*12/18/24 13:03*	*1*
Dibromofluoromethane (Surr)	*106*		*70 - 130*		*12/18/24 13:03*	*1*
Toluene-d8 (Surr)	*103*		*70 - 130*		*12/18/24 13:03*	*1*

Lab Sample ID: LCS 680-869499/6
Matrix: Water
Analysis Batch: 869499

Client Sample ID: Lab Control Sample
Prep Type: Total/NA

Analyte	Spike Added	LCS Result	LCS Qualifier	Unit	D	%Rec	%Rec Limits
1,1,1,2-Tetrachloroethane	0.0500	0.0495		mg/L		99	70 - 130
1,1,1-Trichloroethane	0.0500	0.0554		mg/L		111	70 - 130
1,1,2,2-Tetrachloroethane	0.0500	0.0495		mg/L		99	70 - 130
1,1,2-Trichloroethane	0.0500	0.0486		mg/L		97	70 - 130
1,1-Dichloroethane	0.0500	0.0571		mg/L		114	70 - 130
1,1-Dichloroethene	0.0500	0.0543		mg/L		109	70 - 130
1,1-Dichloropropene	0.0500	0.0508		mg/L		102	70 - 130
1,2,3-Trichlorobenzene	0.0500	0.0518		mg/L		104	61 - 141
1,2,3-Trichloropropane	0.0500	0.0515		mg/L		103	70 - 130
1,2,4-Trichlorobenzene	0.0500	0.0511		mg/L		102	70 - 130
1,2,4-Trimethylbenzene	0.0500	0.0545		mg/L		109	70 - 130
1,2-Dibromo-3-Chloropropane	0.0500	0.0422		mg/L		84	70 - 130
Ethylene Dibromide	0.0500	0.0511		mg/L		102	70 - 130
1,2-Dichlorobenzene	0.0500	0.0505		mg/L		101	70 - 130
1,2-Dichloroethane	0.0500	0.0547		mg/L		109	70 - 130
1,2-Dichloroethene, Total	0.100	0.109		mg/L		109	70 - 130
1,2-Dichloropropane	0.0500	0.0531		mg/L		106	70 - 130
1,3,5-Trimethylbenzene	0.0500	0.0538		mg/L		108	70 - 130
1,3-Dichlorobenzene	0.0500	0.0521		mg/L		104	70 - 130
1,3-Dichloropropane	0.0500	0.0505		mg/L		101	70 - 130

Method: 8260D - Volatile Organic Compounds by GC/MS (Continued)

Lab Sample ID: LCS 680-869499/6
Matrix: Water
Analysis Batch: 869499

Client Sample ID: Lab Control Sample
Prep Type: Total/NA

Analyte	Spike Added	LCS Result	LCS Qualifier	Unit	D	%Rec	%Rec Limits
1,4-Dichlorobenzene	0.0500	0.0512		mg/L		102	70 - 130
2,2-Dichloropropane	0.0500	0.0620		mg/L		124	70 - 130
2-Butanone (MEK)	0.250	0.232		mg/L		93	69 - 120
2-Chlorotoluene	0.0500	0.0538		mg/L		108	70 - 130
2-Hexanone	0.250	0.240		mg/L		96	70 - 130
4-Chlorotoluene	0.0500	0.0526		mg/L		105	70 - 130
Acetone	0.250	0.251		mg/L		101	67 - 120
Benzene	0.0500	0.0530		mg/L		106	70 - 130
Bromobenzene	0.0500	0.0521		mg/L		104	70 - 130
Bromochloromethane	0.0500	0.0525		mg/L		105	70 - 130
Dichlorobromomethane	0.0500	0.0552		mg/L		110	70 - 130
Bromoform	0.0500	0.0442		mg/L		88	69 - 129
Bromomethane	0.0500	0.0443		mg/L		89	28 - 192
Carbon disulfide	0.0500	0.0526		mg/L		105	70 - 130
Carbon tetrachloride	0.0500	0.0548		mg/L		110	70 - 130
Chlorobenzene	0.0500	0.0494		mg/L		99	70 - 130
Chloroethane	0.0500	0.0553		mg/L		111	31 - 213
Chloroform	0.0500	0.0579		mg/L		116	70 - 130
Chloromethane	0.0500	0.0513		mg/L		103	59 - 127
cis-1,2-Dichloroethene	0.0500	0.0543		mg/L		109	70 - 130
cis-1,3-Dichloropropene	0.0500	0.0502		mg/L		100	70 - 130
Chlorodibromomethane	0.0500	0.0497		mg/L		99	70 - 130
Dibromomethane	0.0500	0.0535		mg/L		107	70 - 130
Dichlorodifluoromethane	0.0500	0.0548		mg/L		110	70 - 130
Ethylbenzene	0.0500	0.0535		mg/L		107	70 - 130
Hexachlorobutadiene	0.0500	0.0548		mg/L		110	70 - 130
Isopropylbenzene	0.0500	0.0572		mg/L		114	70 - 130
4-Methyl-2-pentanone (MIBK)	0.250	0.242		mg/L		97	68 - 120
Methyl tert-butyl ether	0.0500	0.0484		mg/L		97	70 - 130
Methylene Chloride	0.0500	0.0540		mg/L		108	70 - 130
m-Xylene & p-Xylene	0.0500	0.0523		mg/L		105	70 - 130
Naphthalene	0.0500	0.0499		mg/L		100	57 - 149
n-Butylbenzene	0.0500	0.0517		mg/L		103	70 - 130
N-Propylbenzene	0.0500	0.0555		mg/L		111	70 - 130
o-Xylene	0.0500	0.0547		mg/L		109	70 - 130
p-Isopropyltoluene	0.0500	0.0506		mg/L		101	70 - 130
sec-Butylbenzene	0.0500	0.0540		mg/L		108	70 - 130
Styrene	0.0500	0.0540		mg/L		108	70 - 130
tert-Butylbenzene	0.0500	0.0532		mg/L		106	70 - 130
Tetrachloroethene	0.0500	0.0571		mg/L		114	70 - 130
Toluene	0.0500	0.0522		mg/L		104	70 - 130
trans-1,2-Dichloroethene	0.0500	0.0546		mg/L		109	70 - 130
trans-1,3-Dichloropropene	0.0500	0.0537		mg/L		107	70 - 130
Trichloroethene	0.0500	0.0540		mg/L		108	70 - 130
Trichlorofluoromethane	0.0500	0.0584		mg/L		117	63 - 142
Vinyl acetate	0.100	0.0983		mg/L		98	67 - 135
Vinyl chloride	0.0500	0.0533		mg/L		107	66 - 129
Xylenes, Total	0.100	0.107		mg/L		107	70 - 130

Method: 8260D - Volatile Organic Compounds by GC/MS (Continued)

Lab Sample ID: LCS 680-869499/6
Matrix: Water
Analysis Batch: 869499

Client Sample ID: Lab Control Sample
Prep Type: Total/NA

Surrogate	LCS %Recovery	LCS Qualifier	Limits
1,2-Dichloroethane-d4 (Surr)	107		60 - 124
4-Bromofluorobenzene (Surr)	96		70 - 130
Dibromofluoromethane (Surr)	115		70 - 130
Toluene-d8 (Surr)	108		70 - 130

Lab Sample ID: LCSD 680-869499/7
Matrix: Water
Analysis Batch: 869499

Client Sample ID: Lab Control Sample Dup
Prep Type: Total/NA

Analyte			Spike Added	LCSD Result	LCSD Qualifier	Unit	D	%Rec	%Rec Limits	RPD	RPD Limit
1,1,1,2-Tetrachloroethane			0.0500	0.0490		mg/L		98	70 - 130	1	30
1,1,1-Trichloroethane			0.0500	0.0561		mg/L		112	70 - 130	1	30
1,1,2,2-Tetrachloroethane			0.0500	0.0500		mg/L		100	70 - 130	1	30
1,1,2-Trichloroethane			0.0500	0.0486		mg/L		97	70 - 130	0	30
1,1-Dichloroethane			0.0500	0.0580		mg/L		116	70 - 130	2	30
1,1-Dichloroethene			0.0500	0.0545		mg/L		109	70 - 130	0	20
1,1-Dichloropropene			0.0500	0.0503		mg/L		101	70 - 130	1	20
1,2,3-Trichlorobenzene			0.0500	0.0524		mg/L		105	61 - 141	1	30
1,2,3-Trichloropropane			0.0500	0.0516		mg/L		103	70 - 130	0	30
1,2,4-Trichlorobenzene			0.0500	0.0511		mg/L		102	70 - 130	0	30
1,2,4-Trimethylbenzene			0.0500	0.0534		mg/L		107	70 - 130	2	30
1,2-Dibromo-3-Chloropropane			0.0500	0.0429		mg/L		86	70 - 130	2	30
Ethylene Dibromide			0.0500	0.0516		mg/L		103	70 - 130	1	30
1,2-Dichlorobenzene			0.0500	0.0518		mg/L		104	70 - 130	2	30
1,2-Dichloroethane			0.0500	0.0568		mg/L		114	70 - 130	4	50
1,2-Dichloroethene, Total			0.100	0.107		mg/L		107	70 - 130	1	20
1,2-Dichloropropane			0.0500	0.0531		mg/L		106	70 - 130	0	20
1,3,5-Trimethylbenzene			0.0500	0.0537		mg/L		107	70 - 130	0	30
1,3-Dichlorobenzene			0.0500	0.0527		mg/L		105	70 - 130	1	30
1,3-Dichloropropane			0.0500	0.0515		mg/L		103	70 - 130	2	20
1,4-Dichlorobenzene			0.0500	0.0514		mg/L		103	70 - 130	0	30
2,2-Dichloropropane			0.0500	0.0601		mg/L		120	70 - 130	3	20
2-Butanone (MEK)			0.250	0.240		mg/L		96	69 - 120	3	30
2-Chlorotoluene			0.0500	0.0525		mg/L		105	70 - 130	2	30
2-Hexanone			0.250	0.250		mg/L		100	70 - 130	4	20
4-Chlorotoluene			0.0500	0.0525		mg/L		105	70 - 130	0	30
Acetone			0.250	0.256		mg/L		102	67 - 120	2	30
Benzene			0.0500	0.0524		mg/L		105	70 - 130	1	30
Bromobenzene			0.0500	0.0512		mg/L		102	70 - 130	2	30
Bromochloromethane			0.0500	0.0538		mg/L		108	70 - 130	2	30
Dichlorobromomethane			0.0500	0.0550		mg/L		110	70 - 130	0	30
Bromoform			0.0500	0.0439		mg/L		88	69 - 129	1	30
Bromomethane			0.0500	0.0453		mg/L		91	28 - 192	2	30
Carbon disulfide			0.0500	0.0520		mg/L		104	70 - 130	1	30
Carbon tetrachloride			0.0500	0.0537		mg/L		107	70 - 130	2	30
Chlorobenzene			0.0500	0.0490		mg/L		98	70 - 130	1	30
Chloroethane			0.0500	0.0538		mg/L		108	31 - 213	3	30
Chloroform			0.0500	0.0581		mg/L		116	70 - 130	0	30

Method: 8260D - Volatile Organic Compounds by GC/MS (Continued)

Lab Sample ID: LCSD 680-869499/7
Matrix: Water
Analysis Batch: 869499

Client Sample ID: Lab Control Sample Dup
Prep Type: Total/NA

Analyte	Spike Added	LCSD Result	LCSD Qualifier	Unit	D	%Rec	%Rec Limits	RPD	RPD Limit
Chloromethane	0.0500	0.0518		mg/L		104	59 - 127	1	30
cis-1,2-Dichloroethene	0.0500	0.0534		mg/L		107	70 - 130	2	30
cis-1,3-Dichloropropene	0.0500	0.0501		mg/L		100	70 - 130	0	20
Chlorodibromomethane	0.0500	0.0509		mg/L		102	70 - 130	2	30
Dibromomethane	0.0500	0.0543		mg/L		109	70 - 130	2	30
Dichlorodifluoromethane	0.0500	0.0532		mg/L		106	70 - 130	3	40
Ethylbenzene	0.0500	0.0539		mg/L		108	70 - 130	1	20
Hexachlorobutadiene	0.0500	0.0542		mg/L		108	70 - 130	1	20
Isopropylbenzene	0.0500	0.0585		mg/L		117	70 - 130	2	30
4-Methyl-2-pentanone (MIBK)	0.250	0.252		mg/L		101	68 - 120	4	30
Methyl tert-butyl ether	0.0500	0.0483		mg/L		97	70 - 130	0	30
Methylene Chloride	0.0500	0.0554		mg/L		111	70 - 130	3	30
m-Xylene & p-Xylene	0.0500	0.0522		mg/L		104	70 - 130	0	30
Naphthalene	0.0500	0.0515		mg/L		103	57 - 149	3	30
n-Butylbenzene	0.0500	0.0525		mg/L		105	70 - 130	1	30
N-Propylbenzene	0.0500	0.0550		mg/L		110	70 - 130	1	30
o-Xylene	0.0500	0.0531		mg/L		106	70 - 130	3	30
p-Isopropyltoluene	0.0500	0.0507		mg/L		101	70 - 130	0	30
sec-Butylbenzene	0.0500	0.0539		mg/L		108	70 - 130	0	30
Styrene	0.0500	0.0531		mg/L		106	70 - 130	2	30
tert-Butylbenzene	0.0500	0.0537		mg/L		107	70 - 130	1	30
Tetrachloroethene	0.0500	0.0570		mg/L		114	70 - 130	0	30
Toluene	0.0500	0.0531		mg/L		106	70 - 130	2	30
trans-1,2-Dichloroethene	0.0500	0.0541		mg/L		108	70 - 130	1	30
trans-1,3-Dichloropropene	0.0500	0.0550		mg/L		110	70 - 130	2	30
Trichloroethene	0.0500	0.0537		mg/L		107	70 - 130	1	30
Trichlorofluoromethane	0.0500	0.0582		mg/L		116	63 - 142	0	30
Vinyl acetate	0.100	0.100		mg/L		100	67 - 135	2	30
Vinyl chloride	0.0500	0.0529		mg/L		106	66 - 129	1	30
Xylenes, Total	0.100	0.105		mg/L		105	70 - 130	2	30

Surrogate	*LCSD %Recovery*	*LCSD Qualifier*	*Limits*
1,2-Dichloroethane-d4 (Surr)	*110*		*60 - 124*
4-Bromofluorobenzene (Surr)	*94*		*70 - 130*
Dibromofluoromethane (Surr)	*117*		*70 - 130*
Toluene-d8 (Surr)	*108*		*70 - 130*

Method: 8081B - Organochlorine Pesticides (GC)

Lab Sample ID: MB 680-868669/1-A
Matrix: Water
Analysis Batch: 868636

Client Sample ID: Method Blank
Prep Type: Total/NA
Prep Batch: 868669

Analyte	MB Result	MB Qualifier	RL	MDL	Unit	D	Prepared	Analyzed	Dil Fac
Heptachlor	0.0000010	U	0.000050	0.0000010	mg/L		12/12/24 14:18	12/12/24 18:31	1

Surrogate	*MB %Recovery*	*MB Qualifier*	*Limits*	*Prepared*	*Analyzed*	*Dil Fac*
DCB Decachlorobiphenyl	*81*		*30 - 130*	*12/12/24 14:18*	*12/12/24 18:31*	*1*

Method: 8081B - Organochlorine Pesticides (GC) (Continued)

Lab Sample ID: MB 680-868669/1-A
Matrix: Water
Analysis Batch: 868636

Client Sample ID: Method Blank
Prep Type: Total/NA
Prep Batch: 868669

Surrogate	MB %Recovery	MB Qualifier	Limits	Prepared	Analyzed	Dil Fac
Tetrachloro-m-xylene	52		30 - 130	12/12/24 14:18	12/12/24 18:31	1

Lab Sample ID: LCS 680-868669/2-A
Matrix: Water
Analysis Batch: 868636

Client Sample ID: Lab Control Sample
Prep Type: Total/NA
Prep Batch: 868669

Analyte			Spike Added	LCS Result	LCS Qualifier	Unit	D	%Rec	%Rec Limits		
Heptachlor			0.0000400	0.0000265	J	mg/L		66	30 - 130		

Surrogate	LCS %Recovery	LCS Qualifier	Limits
DCB Decachlorobiphenyl	81		30 - 130
Tetrachloro-m-xylene	59		30 - 130

Lab Sample ID: LCSD 680-868669/3-A
Matrix: Water
Analysis Batch: 868636

Client Sample ID: Lab Control Sample Dup
Prep Type: Total/NA
Prep Batch: 868669

Analyte			Spike Added	LCSD Result	LCSD Qualifier	Unit	D	%Rec	%Rec Limits	RPD	RPD Limit
Heptachlor			0.0000400	0.0000166	J *1	mg/L		41	30 - 130	46	40

Surrogate	LCSD %Recovery	LCSD Qualifier	Limits
DCB Decachlorobiphenyl	47		30 - 130
Tetrachloro-m-xylene	32		30 - 130

Lab Sample ID: MB 680-868790/1-A
Matrix: Water
Analysis Batch: 868839

Client Sample ID: Method Blank
Prep Type: Total/NA
Prep Batch: 868790

Analyte	MB Result	MB Qualifier	RL	MDL	Unit	D	Prepared	Analyzed	Dil Fac
Heptachlor	0.0000010	U	0.000050	0.0000010	mg/L		12/13/24 08:59	12/14/24 03:51	1

Surrogate	MB %Recovery	MB Qualifier	Limits	Prepared	Analyzed	Dil Fac
DCB Decachlorobiphenyl	101		30 - 130	12/13/24 08:59	12/14/24 03:51	1
Tetrachloro-m-xylene	74		30 - 130	12/13/24 08:59	12/14/24 03:51	1

GC/MS VOA

Analysis Batch: 869097

Lab Sample ID	Client Sample ID	Prep Type	Matrix	Method	Prep Batch
680-259529-1	MW-16	Total/NA	Water	8260D	
680-259529-2	MW-15	Total/NA	Water	8260D	
680-259529-3	MW-14D	Total/NA	Water	8260D	
680-259529-4	MW-14S	Total/NA	Water	8260D	
680-259529-5	MW-3	Total/NA	Water	8260D	
680-259529-6	MW-24D	Total/NA	Water	8260D	
680-259529-7	Equipment Blank Pump 1	Total/NA	Water	8260D	
680-259529-8	MW-17	Total/NA	Water	8260D	
680-259529-9	MW-103	Total/NA	Water	8260D	
680-259529-10	MW-2DR	Total/NA	Water	8260D	
680-259529-11	Trip Blank	Total/NA	Water	8260D	
MB 680-869097/9	Method Blank	Total/NA	Water	8260D	
LCS 680-869097/4	Lab Control Sample	Total/NA	Water	8260D	
LCSD 680-869097/5	Lab Control Sample Dup	Total/NA	Water	8260D	

Analysis Batch: 869245

Lab Sample ID	Client Sample ID	Prep Type	Matrix	Method	Prep Batch
680-259529-7	Equipment Blank Pump 1	Total/NA	Water	8260D	
680-259529-11	Trip Blank	Total/NA	Water	8260D	
MB 680-869245/9	Method Blank	Total/NA	Water	8260D	
LCS 680-869245/4	Lab Control Sample	Total/NA	Water	8260D	
LCSD 680-869245/5	Lab Control Sample Dup	Total/NA	Water	8260D	

Analysis Batch: 869499

Lab Sample ID	Client Sample ID	Prep Type	Matrix	Method	Prep Batch
680-259529-4	MW-14S	Total/NA	Water	8260D	
MB 680-869499/11	Method Blank	Total/NA	Water	8260D	
LCS 680-869499/6	Lab Control Sample	Total/NA	Water	8260D	
LCSD 680-869499/7	Lab Control Sample Dup	Total/NA	Water	8260D	

GC Semi VOA

Analysis Batch: 868636

Lab Sample ID	Client Sample ID	Prep Type	Matrix	Method	Prep Batch
680-259529-1	MW-16	Total/NA	Water	8081B	868669
680-259529-2	MW-15	Total/NA	Water	8081B	868669
MB 680-868669/1-A	Method Blank	Total/NA	Water	8081B	868669
LCS 680-868669/2-A	Lab Control Sample	Total/NA	Water	8081B	868669
LCSD 680-868669/3-A	Lab Control Sample Dup	Total/NA	Water	8081B	868669

Prep Batch: 868669

Lab Sample ID	Client Sample ID	Prep Type	Matrix	Method	Prep Batch
680-259529-1	MW-16	Total/NA	Water	3510C	
680-259529-2	MW-15	Total/NA	Water	3510C	
MB 680-868669/1-A	Method Blank	Total/NA	Water	3510C	
LCS 680-868669/2-A	Lab Control Sample	Total/NA	Water	3510C	
LCSD 680-868669/3-A	Lab Control Sample Dup	Total/NA	Water	3510C	

Prep Batch: 868790

Lab Sample ID	Client Sample ID	Prep Type	Matrix	Method	Prep Batch
680-259529-3	MW-14D	Total/NA	Water	3510C	

GC Semi VOA (Continued)

Prep Batch: 868790 (Continued)

Lab Sample ID	Client Sample ID	Prep Type	Matrix	Method	Prep Batch
680-259529-4	MW-14S	Total/NA	Water	3510C	
680-259529-5	MW-3	Total/NA	Water	3510C	
680-259529-6	MW-24D	Total/NA	Water	3510C	
680-259529-7	Equipment Blank Pump 1	Total/NA	Water	3510C	
680-259529-8	MW-17	Total/NA	Water	3510C	
680-259529-9	MW-103	Total/NA	Water	3510C	
680-259529-10	MW-2DR	Total/NA	Water	3510C	
MB 680-868790/1-A	Method Blank	Total/NA	Water	3510C	

Analysis Batch: 868839

Lab Sample ID	Client Sample ID	Prep Type	Matrix	Method	Prep Batch
680-259529-3	MW-14D	Total/NA	Water	8081B	868790
680-259529-4	MW-14S	Total/NA	Water	8081B	868790
680-259529-5	MW-3	Total/NA	Water	8081B	868790
680-259529-6	MW-24D	Total/NA	Water	8081B	868790
680-259529-7	Equipment Blank Pump 1	Total/NA	Water	8081B	868790
680-259529-8	MW-17	Total/NA	Water	8081B	868790
680-259529-9	MW-103	Total/NA	Water	8081B	868790
680-259529-10	MW-2DR	Total/NA	Water	8081B	868790
MB 680-868790/1-A	Method Blank	Total/NA	Water	8081B	868790

Lab Chronicle

Client: Trihydro Corporation
Job ID: 680-259529-1
Project/Site: PFSG, Valdosta GA Site

Client Sample ID: MW-16
Lab Sample ID: 680-259529-1
Date Collected: 12/05/24 14:25
Matrix: Water
Date Received: 12/07/24 10:07

Prep Type	Batch Type	Batch Method	Run	Dil Factor	Initial Amount	Final Amount	Batch Number	Prepared or Analyzed	Analyst	Lab
Total/NA	Analysis	8260D		1	5 mL	5 mL	869097	12/16/24 13:46	MLL	EET SAV
	Instrument ID: CMSO2									
Total/NA	Prep	3510C			256.5 mL	1 mL	868669	12/12/24 14:18	JW	EET SAV
Total/NA	Analysis	8081B		1	1 mL	1 mL	868636	12/12/24 23:49	K1C	EET SAV
	Instrument ID: CSGJ									

Client Sample ID: MW-15
Lab Sample ID: 680-259529-2
Date Collected: 12/05/24 15:45
Matrix: Water
Date Received: 12/07/24 10:07

Prep Type	Batch Type	Batch Method	Run	Dil Factor	Initial Amount	Final Amount	Batch Number	Prepared or Analyzed	Analyst	Lab
Total/NA	Analysis	8260D		1	5 mL	5 mL	869097	12/16/24 14:08	MLL	EET SAV
	Instrument ID: CMSO2									
Total/NA	Prep	3510C			255.3 mL	1 mL	868669	12/12/24 14:18	JW	EET SAV
Total/NA	Analysis	8081B		1	1 mL	1 mL	868636	12/13/24 00:07	K1C	EET SAV
	Instrument ID: CSGJ									

Client Sample ID: MW-14D
Lab Sample ID: 680-259529-3
Date Collected: 12/06/24 10:30
Matrix: Water
Date Received: 12/07/24 10:07

Prep Type	Batch Type	Batch Method	Run	Dil Factor	Initial Amount	Final Amount	Batch Number	Prepared or Analyzed	Analyst	Lab
Total/NA	Analysis	8260D		1	5 mL	5 mL	869097	12/16/24 14:30	MLL	EET SAV
	Instrument ID: CMSO2									
Total/NA	Prep	3510C			260.6 mL	1 mL	868790	12/13/24 08:59	AM	EET SAV
Total/NA	Analysis	8081B		1	1 mL	1 mL	868839	12/14/24 05:36	K1C	EET SAV
	Instrument ID: CSGJ									

Client Sample ID: MW-14S
Lab Sample ID: 680-259529-4
Date Collected: 12/06/24 12:05
Matrix: Water
Date Received: 12/07/24 10:07

Prep Type	Batch Type	Batch Method	Run	Dil Factor	Initial Amount	Final Amount	Batch Number	Prepared or Analyzed	Analyst	Lab
Total/NA	Analysis	8260D		1	5 mL	5 mL	869097	12/16/24 14:53	MLL	EET SAV
	Instrument ID: CMSO2									
Total/NA	Analysis	8260D		1	5 mL	5 mL	869499	12/18/24 13:26	MLL	EET SAV
	Instrument ID: CMSP2									
Total/NA	Prep	3510C			255.6 mL	1 mL	868790	12/13/24 08:59	AM	EET SAV
Total/NA	Analysis	8081B		1	1 mL	1 mL	868839	12/14/24 05:53	K1C	EET SAV
	Instrument ID: CSGJ									

Lab Chronicle

Client: Trihydro Corporation
Job ID: 680-259529-1
Project/Site: PFSG, Valdosta GA Site

Client Sample ID: MW-3
Lab Sample ID: 680-259529-5
Date Collected: 12/06/24 14:20
Matrix: Water
Date Received: 12/07/24 10:07

Prep Type	Batch Type	Batch Method	Run	Dil Factor	Initial Amount	Final Amount	Batch Number	Prepared or Analyzed	Analyst	Lab
Total/NA	Analysis	8260D		1	5 mL	5 mL	869097	12/16/24 15:15	MLL	EET SAV
	Instrument ID: CMSO2									
Total/NA	Prep	3510C			257.8 mL	1 mL	868790	12/13/24 08:59	AM	EET SAV
Total/NA	Analysis	8081B		1	1 mL	1 mL	868839	12/14/24 06:11	K1C	EET SAV
	Instrument ID: CSGJ									

Client Sample ID: MW-24D
Lab Sample ID: 680-259529-6
Date Collected: 12/06/24 15:55
Matrix: Water
Date Received: 12/07/24 10:07

Prep Type	Batch Type	Batch Method	Run	Dil Factor	Initial Amount	Final Amount	Batch Number	Prepared or Analyzed	Analyst	Lab
Total/NA	Analysis	8260D		1	5 mL	5 mL	869097	12/16/24 15:37	MLL	EET SAV
	Instrument ID: CMSO2									
Total/NA	Prep	3510C			257.2 mL	1 mL	868790	12/13/24 08:59	AM	EET SAV
Total/NA	Analysis	8081B		1	1 mL	1 mL	868839	12/14/24 06:28	K1C	EET SAV
	Instrument ID: CSGJ									

Client Sample ID: Equipment Blank Pump 1
Lab Sample ID: 680-259529-7
Date Collected: 12/06/24 16:40
Matrix: Water
Date Received: 12/07/24 10:07

Prep Type	Batch Type	Batch Method	Run	Dil Factor	Initial Amount	Final Amount	Batch Number	Prepared or Analyzed	Analyst	Lab
Total/NA	Analysis	8260D		1	5 mL	5 mL	869097	12/16/24 13:01	MLL	EET SAV
	Instrument ID: CMSO2									
Total/NA	Analysis	8260D		1	5 mL	5 mL	869245	12/17/24 00:33	P1C	EET SAV
	Instrument ID: CMSO2									
Total/NA	Prep	3510C			259 mL	1 mL	868790	12/13/24 08:59	AM	EET SAV
Total/NA	Analysis	8081B		1	1 mL	1 mL	868839	12/14/24 06:46	K1C	EET SAV
	Instrument ID: CSGJ									

Client Sample ID: MW-17
Lab Sample ID: 680-259529-8
Date Collected: 12/06/24 09:55
Matrix: Water
Date Received: 12/07/24 10:07

Prep Type	Batch Type	Batch Method	Run	Dil Factor	Initial Amount	Final Amount	Batch Number	Prepared or Analyzed	Analyst	Lab
Total/NA	Analysis	8260D		1	5 mL	5 mL	869097	12/16/24 15:59	MLL	EET SAV
	Instrument ID: CMSO2									
Total/NA	Prep	3510C			268 mL	1 mL	868790	12/13/24 08:59	AM	EET SAV
Total/NA	Analysis	8081B		1	1 mL	1 mL	868839	12/14/24 07:03	K1C	EET SAV
	Instrument ID: CSGJ									

Lab Chronicle

Client: Trihydro Corporation
Job ID: 680-259529-1
Project/Site: PFSG, Valdosta GA Site

Client Sample ID: MW-103
Lab Sample ID: 680-259529-9

Date Collected: 12/06/24 15:00
Matrix: Water
Date Received: 12/07/24 10:07

Prep Type	Batch Type	Batch Method	Run	Dil Factor	Initial Amount	Final Amount	Batch Number	Prepared or Analyzed	Analyst	Lab
Total/NA	Analysis	8260D		1	5 mL	5 mL	869097	12/16/24 16:22	MLL	EET SAV
	Instrument ID: CMSO2									
Total/NA	Prep	3510C			259.9 mL	1 mL	868790	12/13/24 08:59	AM	EET SAV
Total/NA	Analysis	8081B		1	1 mL	1 mL	868839	12/14/24 07:21	K1C	EET SAV
	Instrument ID: CSGJ									

Client Sample ID: MW-2DR
Lab Sample ID: 680-259529-10

Date Collected: 12/06/24 16:35
Matrix: Water
Date Received: 12/07/24 10:07

Prep Type	Batch Type	Batch Method	Run	Dil Factor	Initial Amount	Final Amount	Batch Number	Prepared or Analyzed	Analyst	Lab
Total/NA	Analysis	8260D		1	5 mL	5 mL	869097	12/16/24 16:44	MLL	EET SAV
	Instrument ID: CMSO2									
Total/NA	Prep	3510C			252.7 mL	1 mL	868790	12/13/24 08:59	AM	EET SAV
Total/NA	Analysis	8081B		1	1 mL	1 mL	868839	12/14/24 07:38	K1C	EET SAV
	Instrument ID: CSGJ									

Client Sample ID: Trip Blank
Lab Sample ID: 680-259529-11

Date Collected: 12/06/24 08:00
Matrix: Water
Date Received: 12/07/24 10:07

Prep Type	Batch Type	Batch Method	Run	Dil Factor	Initial Amount	Final Amount	Batch Number	Prepared or Analyzed	Analyst	Lab
Total/NA	Analysis	8260D		1	5 mL	5 mL	869097	12/16/24 13:23	MLL	EET SAV
	Instrument ID: CMSO2									
Total/NA	Analysis	8260D		1	5 mL	5 mL	869245	12/17/24 00:55	P1C	EET SAV
	Instrument ID: CMSO2									

Laboratory References:

EET SAV = Eurofins Savannah, 5102 LaRoche Avenue, Savannah, GA 31404, TEL (912)354-7858

Accreditation/Certification Summary

Client: Trihydro Corporation
Job ID: 680-259529-1
Project/Site: PFSG, Valdosta GA Site

Laboratory: Eurofins Savannah

The accreditations/certifications listed below are applicable to this report.

Authority	Program	Identification Number	Expiration Date
Georgia	State	E87052	06-30-25

Method Summary

Client: Trihydro Corporation
Project/Site: PFSG, Valdosta GA Site

Job ID: 680-259529-1

Method	Method Description	Protocol	Laboratory
8260D	Volatile Organic Compounds by GC/MS	SW846	EET SAV
8081B	Organochlorine Pesticides (GC)	SW846	EET SAV
3510C	Liquid-Liquid Extraction (Separatory Funnel)	SW846	EET SAV
5030B	Purge and Trap	SW846	EET SAV

Protocol References:

SW846 = "Test Methods For Evaluating Solid Waste, Physical/Chemical Methods", Third Edition, November 1986 And Its Updates.

Laboratory References:

EET SAV = Eurofins Savannah, 5102 LaRoche Avenue, Savannah, GA 31404, TEL (912)354-7858

Eurofins Savannah
5102 LaRoche Avenue
Savannah, GA 31404
Phone: 912-354-7858 Fax: 912-352-0165

Chain of Custody Record

244- ATLANTA

Eurofins

Client Information	Sampler: David Jones / Trent Hall / Elizabeth Brown	Lab PM: Rea, Todd	Carrier Tracking No(s):	COC No: 762-5880-1023.1
Client Contact: William Kelly	Phone: (229)244-8619	E-Mail: Todd.Rea@et.eurofinsus.com	State of Origin: GA	Page: Page 1 of 1
Company: Trihydro Corporation	PWSID:	Analysis Requested		Job #:
Address: 3740 Saint Johns Bluff Road S., Suite 14	Due Date Requested:			Preservation Codes: A - HCL N - None
City: Jacksonville	TAT Requested (days):			
State, Zip: FL, 32224	Compliance Project: Δ Yes Δ No			
Phone: 904-513-9742(Tel)	PO #: 20240380			
Email: bkelly@trihydro.com	WO #: PERMA-024-0001, 0001			Other:
Project Name: PFSG, Valdosta GA Site	Project #: 76200666			
Site:	SSOW#:			

Sample Identification	Sample Date	Sample Time	Sample Type (C=Comp, G=grab)	Matrix (W=water, S=solid, O=waste/oil, BT=Tissue, A=Air)	Field Filtered Sample (Yes or No)	Perform MS/MSD (Yes or No)	8260D - Volatile Organic Compounds	8081B - Heptachlor Only	Total Number of containers	Special Instructions/Note:
Preservation Code:							A	N		
MW-16	12-5-24	1425	G	Water			✓	✓	4	
MW-15	12-5-24	1545	G	Water			✓	✓	4	
MW-14D	12.6.24	1030	G	Water			✓	✓	4	
MW-14S	12.6.24	1205	G	Water			✓	✓	4	
MW-3	12.6.24	1420	G	Water			✓	✓	4	
MW-24D	12.6.24	1555	G	Water			✓	✓	4	
Equipment Blank Pump 1	12.6.24	1640	G	Water			✓	✓	4	
MW-17	12-6-24	09:55	G	Water			✓	✓		
MW-103	12-6-24	15:00	G	Water			✓	✓		
MW-2DR	12-6-24	16:35	G	Water			✓	✓		
Trip Blank	12-6-24	08:00	G	Water			✓			

680-259529 Chain of Custody

Possible Hazard Identification
☐ Non-Hazard ☐ Flammable ☐ Skin Irritant ☐ Poison B ☒ Unknown ☐ Radiological

Sample Disposal (A fee may be assessed if
☐ Return To Client ☒ Disposal By Lab

Deliverable Requested: I, II, III, IV, Other (specify)

Special Instructions/QC Requirements:

Empty Kit Relinquished by:	Date:	Time:	Method of Shipment:

	Relinquished by	Date/Time	Company	Received by	Date/Time	Company
1	Elizabeth Brown	12/6/24 / 07:30	TTL	FedEx	12/6/24 / 19:30	FedEx
2	Relinquished by:	Date/Time:	Company	Received by:	12-7-24 1007	
3	Relinquished by:	Date/Time:	Company	Received by:	Date/Time:	Company

Custody Seals Intact: Δ Yes Δ No | Custody Seal No.:

Cooler Temperature(s) °C and Other Remarks: 1.3/1.3

 12/18/2024

Login Sample Receipt Checklist

Client: Trihydro Corporation

Job Number: 680-259529-1

Login Number: 259529

List Source: Eurofins Savannah

List Number: 1

Creator: Sims, Robert D

Question	Answer	Comment
Radioactivity wasn't checked or is </= background as measured by a survey meter.	N/A	
The cooler's custody seal, if present, is intact.	True	
Sample custody seals, if present, are intact.	True	
The cooler or samples do not appear to have been compromised or tampered with.	True	
Samples were received on ice.	True	
Cooler Temperature is acceptable.	True	
Cooler Temperature is recorded.	True	
COC is present.	True	
COC is filled out in ink and legible.	True	
COC is filled out with all pertinent information.	True	
Is the Field Sampler's name present on COC?	True	
There are no discrepancies between the containers received and the COC.	True	
Samples are received within Holding Time (excluding tests with immediate HTs)	True	
Sample containers have legible labels.	True	
Containers are not broken or leaking.	True	
Sample collection date/times are provided.	True	
Appropriate sample containers are used.	True	
Sample bottles are completely filled.	True	
Sample Preservation Verified.	N/A	
There is sufficient vol. for all requested analyses, incl. any requested MS/MSDs	True	
Containers requiring zero headspace have no headspace or bubble is <6mm (1/4").	N/A	
Multiphasic samples are not present.	True	
Samples do not require splitting or compositing.	True	
Residual Chlorine Checked.	N/A	

eurofins | Environment Testing

ANALYTICAL REPORT

PREPARED FOR

Attn: William C Kelly
Trihydro Corporation
3740 Saint Johns Bluff Road S., Suite 14
Jacksonville, Florida 32224

Generated 12/23/2024 10:19:36 AM

JOB DESCRIPTION

PFSG, Valdosta GA Site

JOB NUMBER

680-259739-1

Eurofins Savannah
5102 LaRoche Avenue
Savannah GA 31404

See page two for job notes and contact information.

my EOL

Job Notes

This report may not be reproduced except in full, and with written approval from the laboratory. The results relate only to the samples tested. For questions please contact the Project Manager at the e-mail address or telephone number listed on this page.

The test results in this report relate only to the samples as received by the laboratory and will meet all requirements of the methodology, with any exceptions noted. This report shall not be reproduced except in full, without the express written approval of the laboratory. All questions should be directed to the Eurofins Environment Testing Southeast, LLC Project Manager.

Authorization



Generated
12/23/2024 10:19:36 AM

Authorized for release by
Todd Rea, Project Manager
Todd.Rea@et.eurofinsus.com
(321)280-2060

Qualifiers

GC/MS VOA

Qualifier	Qualifier Description
*+	LCS and/or LCSD is outside acceptance limits, high biased.
J	Result is less than the RL but greater than or equal to the MDL and the concentration is an approximate value.
U	Indicates the analyte was analyzed for but not detected.

GC Semi VOA

Qualifier	Qualifier Description
J	Result is less than the RL but greater than or equal to the MDL and the concentration is an approximate value.
p	The %RPD between the primary and confirmation column/detector is >40%. The lower value has been reported.
S1-	Surrogate recovery exceeds control limits, low biased.
U	Indicates the analyte was analyzed for but not detected.

Glossary

Abbreviation	These commonly used abbreviations may or may not be present in this report.
☼	Listed under the "D" column to designate that the result is reported on a dry weight basis
%R	Percent Recovery
CFL	Contains Free Liquid
CFU	Colony Forming Unit
CNF	Contains No Free Liquid
DER	Duplicate Error Ratio (normalized absolute difference)
Dil Fac	Dilution Factor
DL	Detection Limit (DoD/DOE)
DL, RA, RE, IN	Indicates a Dilution, Re-analysis, Re-extraction, or additional Initial metals/anion analysis of the sample
DLC	Decision Level Concentration (Radiochemistry)
EDL	Estimated Detection Limit (Dioxin)
LOD	Limit of Detection (DoD/DOE)
LOQ	Limit of Quantitation (DoD/DOE)
MCL	EPA recommended "Maximum Contaminant Level"
MDA	Minimum Detectable Activity (Radiochemistry)
MDC	Minimum Detectable Concentration (Radiochemistry)
MDL	Method Detection Limit
ML	Minimum Level (Dioxin)
MPN	Most Probable Number
MQL	Method Quantitation Limit
NC	Not Calculated
ND	Not Detected at the reporting limit (or MDL or EDL if shown)
NEG	Negative / Absent
POS	Positive / Present
PQL	Practical Quantitation Limit
PRES	Presumptive
QC	Quality Control
RER	Relative Error Ratio (Radiochemistry)
RL	Reporting Limit or Requested Limit (Radiochemistry)
RPD	Relative Percent Difference, a measure of the relative difference between two points
TEF	Toxicity Equivalent Factor (Dioxin)
TEQ	Toxicity Equivalent Quotient (Dioxin)
TNTC	Too Numerous To Count

Sample Summary

Client: Trihydro Corporation
Project/Site: PFSG, Valdosta GA Site

Job ID: 680-259739-1

Lab Sample ID	Client Sample ID	Matrix	Collected	Received
680-259739-1	MW-5D	Water	12/09/24 09:20	12/11/24 13:00
680-259739-2	MW-4D	Water	12/09/24 10:50	12/11/24 13:00
680-259739-3	MW-7D	Water	12/09/24 12:30	12/11/24 13:00
680-259739-4	MW-4S	Water	12/09/24 13:35	12/11/24 13:00
680-259739-5	MW-8DR	Water	12/09/24 15:15	12/11/24 13:00
680-259739-6	MW-24S	Water	12/09/24 16:20	12/11/24 13:00
680-259739-7	MW-12D	Water	12/09/24 09:45	12/11/24 13:00
680-259739-8	MW-6D	Water	12/09/24 10:50	12/11/24 13:00
680-259739-9	MW-5S	Water	12/09/24 12:40	12/11/24 13:00
680-259739-10	MW-13D3	Water	12/09/24 14:30	12/11/24 13:00
680-259739-11	MW-9D	Water	12/09/24 15:55	12/11/24 13:00
680-259739-12	MW-10D	Water	12/09/24 17:05	12/11/24 13:00
680-259739-13	Equipment Blank	Water	12/09/24 17:30	12/11/24 13:00
680-259739-14	Trip Blank	Water	12/09/24 08:00	12/11/24 13:00
680-259739-15	Dup #1	Water	12/09/24 00:00	12/11/24 13:00
680-259739-16	MW-12S	Water	12/10/24 09:45	12/11/24 13:00
680-259739-17	MW-6S	Water	12/10/24 11:00	12/11/24 13:00
680-259739-18	MW-11S	Water	12/10/24 12:40	12/11/24 13:00
680-259739-19	MW-11D	Water	12/10/24 14:00	12/11/24 13:00
680-259739-20	MW-13D	Water	12/10/24 15:30	12/11/24 13:00
680-259739-21	MW-13S	Water	12/10/24 16:35	12/11/24 13:00
680-259739-22	MW-13DD	Water	12/10/24 18:00	12/11/24 13:00
680-259739-23	MW-2S	Water	12/10/24 09:55	12/11/24 13:00
680-259739-24	MW-1D	Water	12/10/24 11:25	12/11/24 13:00
680-259739-25	MW-7S	Water	12/10/24 13:00	12/11/24 13:00
680-259739-26	MW-9S	Water	12/10/24 16:10	12/11/24 13:00
680-259739-27	MW-8S	Water	12/10/24 17:10	12/11/24 13:00
680-259739-28	MW-10S	Water	12/10/24 18:15	12/11/24 13:00
680-259739-29	Dup 2	Water	12/10/24 00:00	12/11/24 13:00
680-259739-30	Dup 3	Water	12/10/24 00:00	12/11/24 13:00
680-259739-31	Equipment Blank	Water	12/10/24 18:30	12/11/24 13:00
680-259739-32	Equipment Blank	Water	12/10/24 18:40	12/11/24 13:00
680-259739-33	Trip Blank	Water	12/10/24 08:00	12/11/24 13:00

Job Narrative
680-259739-1

Analytical test results meet all requirements of the associated regulatory program listed on the Accreditation/Certification Summary Page unless otherwise noted under the individual analysis. Data qualifiers and/or narrative comments are included to explain any exceptions, if applicable.

- Matrix QC may not be reported if insufficient sample is provided or site-specific QC samples were not submitted. In these situations, to demonstrate precision and accuracy at a batch level, a LCS/LCSD may be performed, unless otherwise specified in the method.
- Surrogate and/or isotope dilution analyte recoveries (if applicable) which are outside of the QC window are confirmed unless attributed to a dilution or otherwise noted in the narrative.

Regulated compliance samples (e.g. SDWA, NPDES) must comply with the associated agency requirements/permits.

Receipt
The samples were received on 12/11/2024 1:00 PM. Unless otherwise noted below, the samples arrived in good condition, and, where required, properly preserved and on ice. The temperatures of the 3 coolers at receipt time were 3.6°C, 4.2°C and 4.3°C.

GC/MS VOA
Method 8260D: The following samples were diluted to bring the concentration of target analytes within the calibration range: MW-13S (680-259739-21) and MW-9S (680-259739-26). Elevated reporting limits (RLs) are provided.

Method 8260D: The continuing calibration verification (CCV) associated with batch 680-869502 recovered outside acceptance criteria, low biased, for Trichlorofluoromethane. A reporting limit (RL) standard was analyzed, and the target analytes are detected. Since the associated samples were non-detect for the analyte(s), the data are reported.

Method 8260D: The following samples were diluted to bring the concentration of target analytes within the calibration range: MW-13D (680-259739-20), MW-13DD (680-259739-22), MW-7S (680-259739-25) and MW-8S (680-259739-27). Elevated reporting limits (RLs) are provided.

Method 8260D: The method blank for 680-869502 contained 1,3-Dichlorobenzene, Hexachlorobutadiene and n-Butylbenzene above the method detection limit (MDL). Associated samples were not re-analyzed because the method blank results were less than the reporting limit (RL) OR practical quantitation limit (PQL).

Method 8260D: The method blank for 680-869540 contained Hexachlorobutadiene and n-Butylbenzene above the method detection limit (MDL). Associated samples were not re-analyzed because the method blank results were less than the reporting limit (RL) OR practical quantitation limit (PQL).

Method 8260D: The following sample was diluted to bring the concentration of target analytes within the calibration range: MW-10S (680-259739-28). Elevated reporting limits (RLs) are provided.

Method 8260D: The continuing calibration verification (CCV) associated with batch 680-869525 recovered outside acceptance criteria, low biased, for 1,2-Dibromo-3-Chloropropane and Bromomethane. A reporting limit (RL) standard was analyzed, and the target analytes are detected. Since the associated samples were non-detect for the analyte(s), the data are reported.

Method 8260D: The continuing calibration verification (CCV) analyzed in batch 680-869691 was outside the method criteria for the following analyte(s): 1,2-Dibromo-3-Chloropropane, Chloroethane, Chloromethane and Methyl tert-butyl ether. A CCV standard at or below the reporting limit (RL) was analyzed with the affected samples and found to be acceptable. As indicated in the reference method, sample analysis may proceed; however, any detection for the affected analyte(s) is considered estimated.

Method 8260D: The laboratory control sample duplicate (LCSD) for analytical batch 680-869691 recovered outside control limits for the following analytes: 1,2-Dibromo-3-Chloropropane and Methyl tert-butyl ether. These analytes were biased high in the LCSD and were not detected in the associated samples; therefore, the data have been reported.

No additional analytical or quality issues were noted, other than those described above or in the Definitions/ Glossary page.

Pesticides
Method 8081B: Two surrogates are used for this analysis. The laboratory's SOP allows one of these surrogates to be outside acceptance criteria without performing re-extraction/re-analysis. The following sample contained an allowable number of surrogate

Job ID: 680-259739-1 (Continued)

compounds outside limits: MW-11S (680-259739-18). These results have been reported and qualified.

Method 8081B: Internal standard (ISTD) response for the following sample exceeded the control limit on one column: MW-10S (680-259739-28). As such, the sample results associated with this ISTD were reported from the other column, which met ISTD acceptance criteria.

Method 8081B: Surrogate recovery for the following sample was outside control limits: MW-10S (680-259739-28). Evidence of matrix interference is present; therefore, re-extraction and/or re-analysis was not performed.

Method 8081B: Surrogate recovery for the following sample was outside of acceptance limits: MW-9D (680-259739-11). There was insufficient sample to perform a re-extraction; therefore, the data has been reported.

No additional analytical or quality issues were noted, other than those described above or in the Definitions/ Glossary page.

Client: Trihydro Corporation
Project/Site: PFSG, Valdosta GA Site

Job ID: 680-259739-1

Client Sample ID: MW-5D
Date Collected: 12/09/24 09:20
Date Received: 12/11/24 13:00

Lab Sample ID: 680-259739-1
Matrix: Water

Method: SW846 8260D - Volatile Organic Compounds by GC/MS

Analyte	Result	Qualifier	RL	MDL	Unit	D	Prepared	Analyzed	Dil Fac
1,1,1,2-Tetrachloroethane	0.00036	U	0.0010	0.00036	mg/L			12/18/24 14:50	1
1,1,1-Trichloroethane	0.00021	U	0.0010	0.00021	mg/L			12/18/24 14:50	1
1,1,2,2-Tetrachloroethane	0.00040	U	0.0010	0.00040	mg/L			12/18/24 14:50	1
1,1,2-Trichloroethane	0.00032	U	0.0010	0.00032	mg/L			12/18/24 14:50	1
1,1-Dichloroethane	0.00033	U	0.0010	0.00033	mg/L			12/18/24 14:50	1
1,1-Dichloroethene	0.00033	U	0.0010	0.00033	mg/L			12/18/24 14:50	1
1,1-Dichloropropene	0.00028	U	0.0010	0.00028	mg/L			12/18/24 14:50	1
1,2,3-Trichlorobenzene	0.00081	U	0.0050	0.00081	mg/L			12/18/24 14:50	1
1,2,3-Trichloropropane	0.00048	U	0.0010	0.00048	mg/L			12/18/24 14:50	1
1,2,4-Trichlorobenzene	0.00053	U	0.0050	0.00053	mg/L			12/18/24 14:50	1
1,2,4-Trimethylbenzene	0.00043	U	0.0010	0.00043	mg/L			12/18/24 14:50	1
1,2-Dibromo-3-Chloropropane	0.0018	U	0.0050	0.0018	mg/L			12/18/24 14:50	1
Ethylene Dibromide	0.00033	U	0.0010	0.00033	mg/L			12/18/24 14:50	1
1,2-Dichlorobenzene	0.00031	U	0.0010	0.00031	mg/L			12/18/24 14:50	1
1,2-Dichloroethane	0.00025	U	0.0010	0.00025	mg/L			12/18/24 14:50	1
1,2-Dichloroethene, Total	0.00037	U	0.0020	0.00037	mg/L			12/18/24 14:50	1
1,2-Dichloropropane	0.00022	U	0.0010	0.00022	mg/L			12/18/24 14:50	1
1,3,5-Trimethylbenzene	0.00028	U	0.0010	0.00028	mg/L			12/18/24 14:50	1
1,3-Dichlorobenzene	0.00031	U	0.0010	0.00031	mg/L			12/18/24 14:50	1
1,3-Dichloropropane	0.00036	U	0.0010	0.00036	mg/L			12/18/24 14:50	1
1,4-Dichlorobenzene	0.00031	U	0.0010	0.00031	mg/L			12/18/24 14:50	1
2,2-Dichloropropane	0.00035	U	0.0010	0.00035	mg/L			12/18/24 14:50	1
2-Butanone (MEK)	0.0064	U	0.010	0.0064	mg/L			12/18/24 14:50	1
2-Chlorotoluene	0.00025	U	0.0010	0.00025	mg/L			12/18/24 14:50	1
2-Hexanone	0.0032	U	0.010	0.0032	mg/L			12/18/24 14:50	1
4-Chlorotoluene	0.00041	U	0.0010	0.00041	mg/L			12/18/24 14:50	1
Acetone	0.0037	U	0.010	0.0037	mg/L			12/18/24 14:50	1
Benzene	0.00027	U	0.0010	0.00027	mg/L			12/18/24 14:50	1
Bromobenzene	0.00024	U	0.0010	0.00024	mg/L			12/18/24 14:50	1
Bromochloromethane	0.00034	U	0.0010	0.00034	mg/L			12/18/24 14:50	1
Dichlorobromomethane	0.00025	U	0.0010	0.00025	mg/L			12/18/24 14:50	1
Bromoform	0.00059	U	0.0010	0.00059	mg/L			12/18/24 14:50	1
Bromomethane	0.0037	U	0.0050	0.0037	mg/L			12/18/24 14:50	1
Carbon disulfide	0.00043	U	0.0020	0.00043	mg/L			12/18/24 14:50	1
Carbon tetrachloride	0.00030	U	0.0010	0.00030	mg/L			12/18/24 14:50	1
Chlorobenzene	0.00015	U	0.0010	0.00015	mg/L			12/18/24 14:50	1
Chloroethane	0.0046	U	0.0050	0.0046	mg/L			12/18/24 14:50	1
Chloroform	0.00027	U	0.0010	0.00027	mg/L			12/18/24 14:50	1
Chloromethane	0.00054	U	0.0010	0.00054	mg/L			12/18/24 14:50	1
cis-1,2-Dichloroethene	0.00025	U	0.0010	0.00025	mg/L			12/18/24 14:50	1
cis-1,3-Dichloropropene	0.00026	U	0.0010	0.00026	mg/L			12/18/24 14:50	1
Chlorodibromomethane	0.00039	U	0.0010	0.00039	mg/L			12/18/24 14:50	1
Dibromomethane	0.00034	U	0.0010	0.00034	mg/L			12/18/24 14:50	1
Dichlorodifluoromethane	0.00036	U	0.0010	0.00036	mg/L			12/18/24 14:50	1
Ethylbenzene	0.00020	U	0.0010	0.00020	mg/L			12/18/24 14:50	1
Hexachlorobutadiene	0.00022	U	0.0050	0.00022	mg/L			12/18/24 14:50	1
Isopropylbenzene	0.00026	U	0.0010	0.00026	mg/L			12/18/24 14:50	1
4-Methyl-2-pentanone (MIBK)	0.0027	U	0.010	0.0027	mg/L			12/18/24 14:50	1
Methyl tert-butyl ether	0.00081	U	0.0050	0.00081	mg/L			12/18/24 14:50	1

Client Sample ID: MW-5D
Lab Sample ID: 680-259739-1

Date Collected: 12/09/24 09:20
Matrix: Water
Date Received: 12/11/24 13:00

Method: SW846 8260D - Volatile Organic Compounds by GC/MS (Continued)

Analyte	Result	Qualifier	RL	MDL	Unit	D	Prepared	Analyzed	Dil Fac
Methylene Chloride	0.0032	U	0.0050	0.0032	mg/L			12/18/24 14:50	1
m-Xylene & p-Xylene	0.00049	U	0.0010	0.00049	mg/L			12/18/24 14:50	1
Naphthalene	0.0024	U	0.0050	0.0024	mg/L			12/18/24 14:50	1
n-Butylbenzene	0.00052	U	0.0010	0.00052	mg/L			12/18/24 14:50	1
N-Propylbenzene	0.00041	U	0.0010	0.00041	mg/L			12/18/24 14:50	1
o-Xylene	0.00026	U	0.0010	0.00026	mg/L			12/18/24 14:50	1
p-Isopropyltoluene	0.00044	U	0.0010	0.00044	mg/L			12/18/24 14:50	1
sec-Butylbenzene	0.00053	U	0.0010	0.00053	mg/L			12/18/24 14:50	1
Styrene	0.00027	U	0.0010	0.00027	mg/L			12/18/24 14:50	1
tert-Butylbenzene	0.00043	U	0.0010	0.00043	mg/L			12/18/24 14:50	1
Tetrachloroethene	0.00035	U	0.0010	0.00035	mg/L			12/18/24 14:50	1
Toluene	0.00025	U	0.0010	0.00025	mg/L			12/18/24 14:50	1
trans-1,2-Dichloroethene	0.00034	U	0.0010	0.00034	mg/L			12/18/24 14:50	1
trans-1,3-Dichloropropene	0.00023	U	0.0010	0.00023	mg/L			12/18/24 14:50	1
Trichloroethene	0.00020	U	0.0010	0.00020	mg/L			12/18/24 14:50	1
Trichlorofluoromethane	0.00033	U	0.0010	0.00033	mg/L			12/18/24 14:50	1
Vinyl acetate	0.00069	U	0.0020	0.00069	mg/L			12/18/24 14:50	1
Vinyl chloride	0.00040	U	0.0010	0.00040	mg/L			12/18/24 14:50	1
Xylenes, Total	0.00023	U	0.0010	0.00023	mg/L			12/18/24 14:50	1

Surrogate	*%Recovery*	*Qualifier*	*Limits*	*Prepared*	*Analyzed*	*Dil Fac*
1,2-Dichloroethane-d4 (Surr)	*93*		*60 - 124*		*12/18/24 14:50*	*1*
4-Bromofluorobenzene (Surr)	*96*		*70 - 130*		*12/18/24 14:50*	*1*
Dibromofluoromethane (Surr)	*99*		*70 - 130*		*12/18/24 14:50*	*1*
Toluene-d8 (Surr)	*102*		*70 - 130*		*12/18/24 14:50*	*1*

Method: SW846 8081B - Organochlorine Pesticides (GC)

Analyte	Result	Qualifier	RL	MDL	Unit	D	Prepared	Analyzed	Dil Fac
Heptachlor	0.0000010	U	0.000050	0.0000010	mg/L		12/16/24 10:14	12/16/24 20:14	1

Surrogate	*%Recovery*	*Qualifier*	*Limits*	*Prepared*	*Analyzed*	*Dil Fac*
DCB Decachlorobiphenyl	*69*		*30 - 130*	*12/16/24 10:14*	*12/16/24 20:14*	*1*
Tetrachloro-m-xylene	*53*		*30 - 130*	*12/16/24 10:14*	*12/16/24 20:14*	*1*

Client Sample ID: MW-4D
Lab Sample ID: 680-259739-2

Date Collected: 12/09/24 10:50
Matrix: Water
Date Received: 12/11/24 13:00

Method: SW846 8260D - Volatile Organic Compounds by GC/MS

Analyte	Result	Qualifier	RL	MDL	Unit	D	Prepared	Analyzed	Dil Fac
1,1,1,2-Tetrachloroethane	0.00036	U	0.0010	0.00036	mg/L			12/18/24 15:12	1
1,1,1-Trichloroethane	0.00021	U	0.0010	0.00021	mg/L			12/18/24 15:12	1
1,1,2,2-Tetrachloroethane	0.00040	U	0.0010	0.00040	mg/L			12/18/24 15:12	1
1,1,2-Trichloroethane	0.00032	U	0.0010	0.00032	mg/L			12/18/24 15:12	1
1,1-Dichloroethane	0.00033	U	0.0010	0.00033	mg/L			12/18/24 15:12	1
1,1-Dichloroethene	0.00033	U	0.0010	0.00033	mg/L			12/18/24 15:12	1
1,1-Dichloropropene	0.00028	U	0.0010	0.00028	mg/L			12/18/24 15:12	1
1,2,3-Trichlorobenzene	0.00081	U	0.0050	0.00081	mg/L			12/18/24 15:12	1
1,2,3-Trichloropropane	0.00048	U	0.0010	0.00048	mg/L			12/18/24 15:12	1
1,2,4-Trichlorobenzene	0.00053	U	0.0050	0.00053	mg/L			12/18/24 15:12	1
1,2,4-Trimethylbenzene	0.00043	U	0.0010	0.00043	mg/L			12/18/24 15:12	1

Client Sample ID: MW-4D
Lab Sample ID: 680-259739-2
Date Collected: 12/09/24 10:50
Matrix: Water
Date Received: 12/11/24 13:00

Method: SW846 8260D - Volatile Organic Compounds by GC/MS (Continued)

Analyte	Result	Qualifier	RL	MDL	Unit	D	Prepared	Analyzed	Dil Fac
1,2-Dibromo-3-Chloropropane	0.0018	U	0.0050	0.0018	mg/L			12/18/24 15:12	1
Ethylene Dibromide	0.00033	U	0.0010	0.00033	mg/L			12/18/24 15:12	1
1,2-Dichlorobenzene	0.00031	U	0.0010	0.00031	mg/L			12/18/24 15:12	1
1,2-Dichloroethane	0.00025	U	0.0010	0.00025	mg/L			12/18/24 15:12	1
1,2-Dichloroethene, Total	0.00037	U	0.0020	0.00037	mg/L			12/18/24 15:12	1
1,2-Dichloropropane	0.00022	U	0.0010	0.00022	mg/L			12/18/24 15:12	1
1,3,5-Trimethylbenzene	0.00028	U	0.0010	0.00028	mg/L			12/18/24 15:12	1
1,3-Dichlorobenzene	0.00031	U	0.0010	0.00031	mg/L			12/18/24 15:12	1
1,3-Dichloropropane	0.00036	U	0.0010	0.00036	mg/L			12/18/24 15:12	1
1,4-Dichlorobenzene	0.00031	U	0.0010	0.00031	mg/L			12/18/24 15:12	1
2,2-Dichloropropane	0.00035	U	0.0010	0.00035	mg/L			12/18/24 15:12	1
2-Butanone (MEK)	0.0064	U	0.010	0.0064	mg/L			12/18/24 15:12	1
2-Chlorotoluene	0.00025	U	0.0010	0.00025	mg/L			12/18/24 15:12	1
2-Hexanone	0.0032	U	0.010	0.0032	mg/L			12/18/24 15:12	1
4-Chlorotoluene	0.00041	U	0.0010	0.00041	mg/L			12/18/24 15:12	1
Acetone	0.0037	U	0.010	0.0037	mg/L			12/18/24 15:12	1
Benzene	0.00027	U	0.0010	0.00027	mg/L			12/18/24 15:12	1
Bromobenzene	0.00024	U	0.0010	0.00024	mg/L			12/18/24 15:12	1
Bromochloromethane	0.00034	U	0.0010	0.00034	mg/L			12/18/24 15:12	1
Dichlorobromomethane	0.00025	U	0.0010	0.00025	mg/L			12/18/24 15:12	1
Bromoform	0.00059	U	0.0010	0.00059	mg/L			12/18/24 15:12	1
Bromomethane	0.0037	U	0.0050	0.0037	mg/L			12/18/24 15:12	1
Carbon disulfide	0.00043	U	0.0020	0.00043	mg/L			12/18/24 15:12	1
Carbon tetrachloride	0.00030	U	0.0010	0.00030	mg/L			12/18/24 15:12	1
Chlorobenzene	0.00015	U	0.0010	0.00015	mg/L			12/18/24 15:12	1
Chloroethane	0.0046	U	0.0050	0.0046	mg/L			12/18/24 15:12	1
Chloroform	0.00027	U	0.0010	0.00027	mg/L			12/18/24 15:12	1
Chloromethane	0.00054	U	0.0010	0.00054	mg/L			12/18/24 15:12	1
cis-1,2-Dichloroethene	0.00025	U	0.0010	0.00025	mg/L			12/18/24 15:12	1
cis-1,3-Dichloropropene	0.00026	U	0.0010	0.00026	mg/L			12/18/24 15:12	1
Chlorodibromomethane	0.00039	U	0.0010	0.00039	mg/L			12/18/24 15:12	1
Dibromomethane	0.00034	U	0.0010	0.00034	mg/L			12/18/24 15:12	1
Dichlorodifluoromethane	0.00036	U	0.0010	0.00036	mg/L			12/18/24 15:12	1
Ethylbenzene	0.00020	U	0.0010	0.00020	mg/L			12/18/24 15:12	1
Hexachlorobutadiene	0.00022	U	0.0050	0.00022	mg/L			12/18/24 15:12	1
Isopropylbenzene	0.00026	U	0.0010	0.00026	mg/L			12/18/24 15:12	1
4-Methyl-2-pentanone (MIBK)	0.0027	U	0.010	0.0027	mg/L			12/18/24 15:12	1
Methyl tert-butyl ether	0.00081	U	0.0050	0.00081	mg/L			12/18/24 15:12	1
Methylene Chloride	0.0032	U	0.0050	0.0032	mg/L			12/18/24 15:12	1
m-Xylene & p-Xylene	0.00049	U	0.0010	0.00049	mg/L			12/18/24 15:12	1
Naphthalene	0.0024	U	0.0050	0.0024	mg/L			12/18/24 15:12	1
n-Butylbenzene	0.00052	U	0.0010	0.00052	mg/L			12/18/24 15:12	1
N-Propylbenzene	0.00041	U	0.0010	0.00041	mg/L			12/18/24 15:12	1
o-Xylene	0.00026	U	0.0010	0.00026	mg/L			12/18/24 15:12	1
p-Isopropyltoluene	0.00044	U	0.0010	0.00044	mg/L			12/18/24 15:12	1
sec-Butylbenzene	0.00053	U	0.0010	0.00053	mg/L			12/18/24 15:12	1
Styrene	0.00027	U	0.0010	0.00027	mg/L			12/18/24 15:12	1
tert-Butylbenzene	0.00043	U	0.0010	0.00043	mg/L			12/18/24 15:12	1
Tetrachloroethene	0.00035	U	0.0010	0.00035	mg/L			12/18/24 15:12	1

Client Sample ID: MW-4D

Lab Sample ID: 680-259739-2

Date Collected: 12/09/24 10:50

Matrix: Water

Date Received: 12/11/24 13:00

Method: SW846 8260D - Volatile Organic Compounds by GC/MS (Continued)

Analyte	Result	Qualifier	RL	MDL	Unit	D	Prepared	Analyzed	Dil Fac
Toluene	0.00025	U	0.0010	0.00025	mg/L			12/18/24 15:12	1
trans-1,2-Dichloroethene	0.00034	U	0.0010	0.00034	mg/L			12/18/24 15:12	1
trans-1,3-Dichloropropene	0.00023	U	0.0010	0.00023	mg/L			12/18/24 15:12	1
Trichloroethene	0.00020	U	0.0010	0.00020	mg/L			12/18/24 15:12	1
Trichlorofluoromethane	0.00033	U	0.0010	0.00033	mg/L			12/18/24 15:12	1
Vinyl acetate	0.00069	U	0.0020	0.00069	mg/L			12/18/24 15:12	1
Vinyl chloride	0.00040	U	0.0010	0.00040	mg/L			12/18/24 15:12	1
Xylenes, Total	0.00023	U	0.0010	0.00023	mg/L			12/18/24 15:12	1

Surrogate	*%Recovery*	*Qualifier*	*Limits*	*Prepared*	*Analyzed*	*Dil Fac*
1,2-Dichloroethane-d4 (Surr)	*96*		*60 - 124*		*12/18/24 15:12*	*1*
4-Bromofluorobenzene (Surr)	*98*		*70 - 130*		*12/18/24 15:12*	*1*
Dibromofluoromethane (Surr)	*103*		*70 - 130*		*12/18/24 15:12*	*1*
Toluene-d8 (Surr)	*106*		*70 - 130*		*12/18/24 15:12*	*1*

Method: SW846 8081B - Organochlorine Pesticides (GC)

Analyte	Result	Qualifier	RL	MDL	Unit	D	Prepared	Analyzed	Dil Fac
Heptachlor	0.0000012	U	0.000058	0.0000012	mg/L		12/16/24 10:14	12/16/24 20:32	1

Surrogate	*%Recovery*	*Qualifier*	*Limits*	*Prepared*	*Analyzed*	*Dil Fac*
DCB Decachlorobiphenyl	*69*		*30 - 130*	*12/16/24 10:14*	*12/16/24 20:32*	*1*
Tetrachloro-m-xylene	*54*		*30 - 130*	*12/16/24 10:14*	*12/16/24 20:32*	*1*

Client Sample ID: MW-7D

Lab Sample ID: 680-259739-3

Date Collected: 12/09/24 12:30

Matrix: Water

Date Received: 12/11/24 13:00

Method: SW846 8260D - Volatile Organic Compounds by GC/MS

Analyte	Result	Qualifier	RL	MDL	Unit	D	Prepared	Analyzed	Dil Fac
1,1,1,2-Tetrachloroethane	0.00036	U	0.0010	0.00036	mg/L			12/18/24 15:35	1
1,1,1-Trichloroethane	0.00021	U	0.0010	0.00021	mg/L			12/18/24 15:35	1
1,1,2,2-Tetrachloroethane	0.00040	U	0.0010	0.00040	mg/L			12/18/24 15:35	1
1,1,2-Trichloroethane	0.00032	U	0.0010	0.00032	mg/L			12/18/24 15:35	1
1,1-Dichloroethane	0.00033	U	0.0010	0.00033	mg/L			12/18/24 15:35	1
1,1-Dichloroethene	0.00033	U	0.0010	0.00033	mg/L			12/18/24 15:35	1
1,1-Dichloropropene	0.00028	U	0.0010	0.00028	mg/L			12/18/24 15:35	1
1,2,3-Trichlorobenzene	0.00081	U	0.0050	0.00081	mg/L			12/18/24 15:35	1
1,2,3-Trichloropropane	0.00048	U	0.0010	0.00048	mg/L			12/18/24 15:35	1
1,2,4-Trichlorobenzene	0.00053	U	0.0050	0.00053	mg/L			12/18/24 15:35	1
1,2,4-Trimethylbenzene	0.00043	U	0.0010	0.00043	mg/L			12/18/24 15:35	1
1,2-Dibromo-3-Chloropropane	0.0018	U	0.0050	0.0018	mg/L			12/18/24 15:35	1
Ethylene Dibromide	0.00033	U	0.0010	0.00033	mg/L			12/18/24 15:35	1
1,2-Dichlorobenzene	0.00031	U	0.0010	0.00031	mg/L			12/18/24 15:35	1
1,2-Dichloroethane	0.00025	U	0.0010	0.00025	mg/L			12/18/24 15:35	1
1,2-Dichloroethene, Total	0.00037	U	0.0020	0.00037	mg/L			12/18/24 15:35	1
1,2-Dichloropropane	0.00022	U	0.0010	0.00022	mg/L			12/18/24 15:35	1
1,3,5-Trimethylbenzene	0.00028	U	0.0010	0.00028	mg/L			12/18/24 15:35	1
1,3-Dichlorobenzene	0.00031	U	0.0010	0.00031	mg/L			12/18/24 15:35	1
1,3-Dichloropropane	0.00036	U	0.0010	0.00036	mg/L			12/18/24 15:35	1
1,4-Dichlorobenzene	0.00031	U	0.0010	0.00031	mg/L			12/18/24 15:35	1
2,2-Dichloropropane	0.00035	U	0.0010	0.00035	mg/L			12/18/24 15:35	1

Client: Trihydro Corporation
Project/Site: PFSG, Valdosta GA Site

Job ID: 680-259739-1

Client Sample ID: MW-7D
Date Collected: 12/09/24 12:30
Date Received: 12/11/24 13:00

Lab Sample ID: 680-259739-3
Matrix: Water

Method: SW846 8260D - Volatile Organic Compounds by GC/MS (Continued)

Analyte	Result	Qualifier	RL	MDL	Unit	D	Prepared	Analyzed	Dil Fac
2-Butanone (MEK)	0.0064	U	0.010	0.0064	mg/L			12/18/24 15:35	1
2-Chlorotoluene	0.00025	U	0.0010	0.00025	mg/L			12/18/24 15:35	1
2-Hexanone	0.0032	U	0.010	0.0032	mg/L			12/18/24 15:35	1
4-Chlorotoluene	0.00041	U	0.0010	0.00041	mg/L			12/18/24 15:35	1
Acetone	0.0037	U	0.010	0.0037	mg/L			12/18/24 15:35	1
Benzene	0.00027	U	0.0010	0.00027	mg/L			12/18/24 15:35	1
Bromobenzene	0.00024	U	0.0010	0.00024	mg/L			12/18/24 15:35	1
Bromochloromethane	0.00034	U	0.0010	0.00034	mg/L			12/18/24 15:35	1
Dichlorobromomethane	0.00025	U	0.0010	0.00025	mg/L			12/18/24 15:35	1
Bromoform	0.00059	U	0.0010	0.00059	mg/L			12/18/24 15:35	1
Bromomethane	0.0037	U	0.0050	0.0037	mg/L			12/18/24 15:35	1
Carbon disulfide	0.00043	U	0.0020	0.00043	mg/L			12/18/24 15:35	1
Carbon tetrachloride	0.00030	U	0.0010	0.00030	mg/L			12/18/24 15:35	1
Chlorobenzene	0.00015	U	0.0010	0.00015	mg/L			12/18/24 15:35	1
Chloroethane	0.0046	U	0.0050	0.0046	mg/L			12/18/24 15:35	1
Chloroform	0.00027	U	0.0010	0.00027	mg/L			12/18/24 15:35	1
Chloromethane	0.00054	U	0.0010	0.00054	mg/L			12/18/24 15:35	1
cis-1,2-Dichloroethene	0.00025	U	0.0010	0.00025	mg/L			12/18/24 15:35	1
cis-1,3-Dichloropropene	0.00026	U	0.0010	0.00026	mg/L			12/18/24 15:35	1
Chlorodibromomethane	0.00039	U	0.0010	0.00039	mg/L			12/18/24 15:35	1
Dibromomethane	0.00034	U	0.0010	0.00034	mg/L			12/18/24 15:35	1
Dichlorodifluoromethane	0.00036	U	0.0010	0.00036	mg/L			12/18/24 15:35	1
Ethylbenzene	0.00020	U	0.0010	0.00020	mg/L			12/18/24 15:35	1
Hexachlorobutadiene	0.00022	U	0.0050	0.00022	mg/L			12/18/24 15:35	1
Isopropylbenzene	0.00026	U	0.0010	0.00026	mg/L			12/18/24 15:35	1
4-Methyl-2-pentanone (MIBK)	0.0027	U	0.010	0.0027	mg/L			12/18/24 15:35	1
Methyl tert-butyl ether	0.00081	U	0.0050	0.00081	mg/L			12/18/24 15:35	1
Methylene Chloride	0.0032	U	0.0050	0.0032	mg/L			12/18/24 15:35	1
m-Xylene & p-Xylene	0.00049	U	0.0010	0.00049	mg/L			12/18/24 15:35	1
Naphthalene	0.0024	U	0.0050	0.0024	mg/L			12/18/24 15:35	1
n-Butylbenzene	0.00052	U	0.0010	0.00052	mg/L			12/18/24 15:35	1
N-Propylbenzene	0.00041	U	0.0010	0.00041	mg/L			12/18/24 15:35	1
o-Xylene	0.00026	U	0.0010	0.00026	mg/L			12/18/24 15:35	1
p-Isopropyltoluene	0.00044	U	0.0010	0.00044	mg/L			12/18/24 15:35	1
sec-Butylbenzene	0.00053	U	0.0010	0.00053	mg/L			12/18/24 15:35	1
Styrene	0.00027	U	0.0010	0.00027	mg/L			12/18/24 15:35	1
tert-Butylbenzene	0.00043	U	0.0010	0.00043	mg/L			12/18/24 15:35	1
Tetrachloroethene	**0.00077**	**J**	0.0010	0.00035	mg/L			12/18/24 15:35	1
Toluene	0.00025	U	0.0010	0.00025	mg/L			12/18/24 15:35	1
trans-1,2-Dichloroethene	0.00034	U	0.0010	0.00034	mg/L			12/18/24 15:35	1
trans-1,3-Dichloropropene	0.00023	U	0.0010	0.00023	mg/L			12/18/24 15:35	1
Trichloroethene	0.00020	U	0.0010	0.00020	mg/L			12/18/24 15:35	1
Trichlorofluoromethane	0.00033	U	0.0010	0.00033	mg/L			12/18/24 15:35	1
Vinyl acetate	0.00069	U	0.0020	0.00069	mg/L			12/18/24 15:35	1
Vinyl chloride	0.00040	U	0.0010	0.00040	mg/L			12/18/24 15:35	1
Xylenes, Total	0.00023	U	0.0010	0.00023	mg/L			12/18/24 15:35	1

Surrogate	*%Recovery*	*Qualifier*	*Limits*	*Prepared*	*Analyzed*	*Dil Fac*
1,2-Dichloroethane-d4 (Surr)	*93*		*60 - 124*		*12/18/24 15:35*	*1*
4-Bromofluorobenzene (Surr)	*95*		*70 - 130*		*12/18/24 15:35*	*1*

Client Sample ID: MW-7D
Lab Sample ID: 680-259739-3

Date Collected: 12/09/24 12:30
Matrix: Water
Date Received: 12/11/24 13:00

Method: SW846 8260D - Volatile Organic Compounds by GC/MS (Continued)

Surrogate	*%Recovery*	*Qualifier*	*Limits*	*Prepared*	*Analyzed*	*Dil Fac*
Dibromofluoromethane (Surr)	*98*		*70 - 130*		*12/18/24 15:35*	*1*
Toluene-d8 (Surr)	*106*		*70 - 130*		*12/18/24 15:35*	*1*

Method: SW846 8081B - Organochlorine Pesticides (GC)

Analyte	Result	Qualifier	RL	MDL	Unit	D	Prepared	Analyzed	Dil Fac
Heptachlor	0.00000097	U	0.000049	0.00000097	mg/L		12/16/24 10:14	12/16/24 20:50	1

Surrogate	*%Recovery*	*Qualifier*	*Limits*	*Prepared*	*Analyzed*	*Dil Fac*
DCB Decachlorobiphenyl	*64*		*30 - 130*	*12/16/24 10:14*	*12/16/24 20:50*	*1*
Tetrachloro-m-xylene	*51*		*30 - 130*	*12/16/24 10:14*	*12/16/24 20:50*	*1*

Client Sample ID: MW-4S
Lab Sample ID: 680-259739-4

Date Collected: 12/09/24 13:35
Matrix: Water
Date Received: 12/11/24 13:00

Method: SW846 8260D - Volatile Organic Compounds by GC/MS

Analyte	Result	Qualifier	RL	MDL	Unit	D	Prepared	Analyzed	Dil Fac
1,1,1,2-Tetrachloroethane	0.00036	U	0.0010	0.00036	mg/L			12/18/24 16:02	1
1,1,1-Trichloroethane	0.00021	U	0.0010	0.00021	mg/L			12/18/24 16:02	1
1,1,2,2-Tetrachloroethane	0.00040	U	0.0010	0.00040	mg/L			12/18/24 16:02	1
1,1,2-Trichloroethane	0.00032	U	0.0010	0.00032	mg/L			12/18/24 16:02	1
1,1-Dichloroethane	0.00033	U	0.0010	0.00033	mg/L			12/18/24 16:02	1
1,1-Dichloroethene	0.00033	U	0.0010	0.00033	mg/L			12/18/24 16:02	1
1,1-Dichloropropene	0.00028	U	0.0010	0.00028	mg/L			12/18/24 16:02	1
1,2,3-Trichlorobenzene	0.00081	U	0.0050	0.00081	mg/L			12/18/24 16:02	1
1,2,3-Trichloropropane	0.00048	U	0.0010	0.00048	mg/L			12/18/24 16:02	1
1,2,4-Trichlorobenzene	0.00053	U	0.0050	0.00053	mg/L			12/18/24 16:02	1
1,2,4-Trimethylbenzene	0.00043	U	0.0010	0.00043	mg/L			12/18/24 16:02	1
1,2-Dibromo-3-Chloropropane	0.0018	U	0.0050	0.0018	mg/L			12/18/24 16:02	1
Ethylene Dibromide	0.00033	U	0.0010	0.00033	mg/L			12/18/24 16:02	1
1,2-Dichlorobenzene	0.00031	U	0.0010	0.00031	mg/L			12/18/24 16:02	1
1,2-Dichloroethane	0.00025	U	0.0010	0.00025	mg/L			12/18/24 16:02	1
1,2-Dichloroethene, Total	0.00037	U	0.0020	0.00037	mg/L			12/18/24 16:02	1
1,2-Dichloropropane	0.00022	U	0.0010	0.00022	mg/L			12/18/24 16:02	1
1,3,5-Trimethylbenzene	0.00028	U	0.0010	0.00028	mg/L			12/18/24 16:02	1
1,3-Dichlorobenzene	0.00031	U	0.0010	0.00031	mg/L			12/18/24 16:02	1
1,3-Dichloropropane	0.00036	U	0.0010	0.00036	mg/L			12/18/24 16:02	1
1,4-Dichlorobenzene	0.00031	U	0.0010	0.00031	mg/L			12/18/24 16:02	1
2,2-Dichloropropane	0.00035	U	0.0010	0.00035	mg/L			12/18/24 16:02	1
2-Butanone (MEK)	0.0064	U	0.010	0.0064	mg/L			12/18/24 16:02	1
2-Chlorotoluene	0.00025	U	0.0010	0.00025	mg/L			12/18/24 16:02	1
2-Hexanone	0.0032	U	0.010	0.0032	mg/L			12/18/24 16:02	1
4-Chlorotoluene	0.00041	U	0.0010	0.00041	mg/L			12/18/24 16:02	1
Acetone	0.0037	U	0.010	0.0037	mg/L			12/18/24 16:02	1
Benzene	**0.00038**	**J**	0.0010	0.00027	mg/L			12/18/24 16:02	1
Bromobenzene	0.00024	U	0.0010	0.00024	mg/L			12/18/24 16:02	1
Bromochloromethane	0.00034	U	0.0010	0.00034	mg/L			12/18/24 16:02	1
Dichlorobromomethane	0.00025	U	0.0010	0.00025	mg/L			12/18/24 16:02	1
Bromoform	0.00059	U	0.0010	0.00059	mg/L			12/18/24 16:02	1

Client Sample ID: MW-4S
Date Collected: 12/09/24 13:35
Date Received: 12/11/24 13:00

Lab Sample ID: 680-259739-4
Matrix: Water

Method: SW846 8260D - Volatile Organic Compounds by GC/MS (Continued)

Analyte	Result	Qualifier	RL	MDL	Unit	D	Prepared	Analyzed	Dil Fac
Bromomethane	0.0037	U	0.0050	0.0037	mg/L			12/18/24 16:02	1
Carbon disulfide	0.00043	U	0.0020	0.00043	mg/L			12/18/24 16:02	1
Carbon tetrachloride	0.00030	U	0.0010	0.00030	mg/L			12/18/24 16:02	1
Chlorobenzene	0.00015	U	0.0010	0.00015	mg/L			12/18/24 16:02	1
Chloroethane	0.0046	U	0.0050	0.0046	mg/L			12/18/24 16:02	1
Chloroform	0.00027	U	0.0010	0.00027	mg/L			12/18/24 16:02	1
Chloromethane	0.00054	U	0.0010	0.00054	mg/L			12/18/24 16:02	1
cis-1,2-Dichloroethene	0.00025	U	0.0010	0.00025	mg/L			12/18/24 16:02	1
cis-1,3-Dichloropropene	0.00026	U	0.0010	0.00026	mg/L			12/18/24 16:02	1
Chlorodibromomethane	0.00039	U	0.0010	0.00039	mg/L			12/18/24 16:02	1
Dibromomethane	0.00034	U	0.0010	0.00034	mg/L			12/18/24 16:02	1
Dichlorodifluoromethane	0.00036	U	0.0010	0.00036	mg/L			12/18/24 16:02	1
Ethylbenzene	0.00020	U	0.0010	0.00020	mg/L			12/18/24 16:02	1
Hexachlorobutadiene	0.00022	U	0.0050	0.00022	mg/L			12/18/24 16:02	1
Isopropylbenzene	0.00026	U	0.0010	0.00026	mg/L			12/18/24 16:02	1
4-Methyl-2-pentanone (MIBK)	0.0027	U	0.010	0.0027	mg/L			12/18/24 16:02	1
Methyl tert-butyl ether	0.00081	U	0.0050	0.00081	mg/L			12/18/24 16:02	1
Methylene Chloride	0.0032	U	0.0050	0.0032	mg/L			12/18/24 16:02	1
m-Xylene & p-Xylene	0.00049	U	0.0010	0.00049	mg/L			12/18/24 16:02	1
Naphthalene	0.0024	U	0.0050	0.0024	mg/L			12/18/24 16:02	1
n-Butylbenzene	0.00052	U	0.0010	0.00052	mg/L			12/18/24 16:02	1
N-Propylbenzene	0.00041	U	0.0010	0.00041	mg/L			12/18/24 16:02	1
o-Xylene	0.00026	U	0.0010	0.00026	mg/L			12/18/24 16:02	1
p-Isopropyltoluene	0.00044	U	0.0010	0.00044	mg/L			12/18/24 16:02	1
sec-Butylbenzene	0.00053	U	0.0010	0.00053	mg/L			12/18/24 16:02	1
Styrene	0.00027	U	0.0010	0.00027	mg/L			12/18/24 16:02	1
tert-Butylbenzene	0.00043	U	0.0010	0.00043	mg/L			12/18/24 16:02	1
Tetrachloroethene	0.00035	U	0.0010	0.00035	mg/L			12/18/24 16:02	1
Toluene	0.00025	U	0.0010	0.00025	mg/L			12/18/24 16:02	1
trans-1,2-Dichloroethene	0.00034	U	0.0010	0.00034	mg/L			12/18/24 16:02	1
trans-1,3-Dichloropropene	0.00023	U	0.0010	0.00023	mg/L			12/18/24 16:02	1
Trichloroethene	**0.00070**	**J**	0.0010	0.00020	mg/L			12/18/24 16:02	1
Trichlorofluoromethane	0.00033	U	0.0010	0.00033	mg/L			12/18/24 16:02	1
Vinyl acetate	0.00069	U	0.0020	0.00069	mg/L			12/18/24 16:02	1
Vinyl chloride	0.00040	U	0.0010	0.00040	mg/L			12/18/24 16:02	1
Xylenes, Total	0.00023	U	0.0010	0.00023	mg/L			12/18/24 16:02	1

Surrogate	*%Recovery*	*Qualifier*	*Limits*	*Prepared*	*Analyzed*	*Dil Fac*
1,2-Dichloroethane-d4 (Surr)	*95*		*60 - 124*		*12/18/24 16:02*	*1*
4-Bromofluorobenzene (Surr)	*95*		*70 - 130*		*12/18/24 16:02*	*1*
Dibromofluoromethane (Surr)	*100*		*70 - 130*		*12/18/24 16:02*	*1*
Toluene-d8 (Surr)	*103*		*70 - 130*		*12/18/24 16:02*	*1*

Method: SW846 8081B - Organochlorine Pesticides (GC)

Analyte	Result	Qualifier	RL	MDL	Unit	D	Prepared	Analyzed	Dil Fac
Heptachlor	0.00000098	U	0.000049	0.00000098	mg/L		12/16/24 10:14	12/16/24 21:08	1

Surrogate	*%Recovery*	*Qualifier*	*Limits*	*Prepared*	*Analyzed*	*Dil Fac*
DCB Decachlorobiphenyl	*39*		*30 - 130*	*12/16/24 10:14*	*12/16/24 21:08*	*1*

Client Sample ID: MW-4S
Lab Sample ID: 680-259739-4

Date Collected: 12/09/24 13:35
Matrix: Water
Date Received: 12/11/24 13:00

Method: SW846 8081B - Organochlorine Pesticides (GC) (Continued)

Surrogate	%Recovery	Qualifier	Limits	Prepared	Analyzed	Dil Fac
Tetrachloro-m-xylene	30		30 - 130	12/16/24 10:14	12/16/24 21:08	1

Client Sample ID: MW-8DR
Lab Sample ID: 680-259739-5

Date Collected: 12/09/24 15:15
Matrix: Water
Date Received: 12/11/24 13:00

Method: SW846 8260D - Volatile Organic Compounds by GC/MS

Analyte	Result	Qualifier	RL	MDL	Unit	D	Prepared	Analyzed	Dil Fac
1,1,1,2-Tetrachloroethane	0.00036	U	0.0010	0.00036	mg/L			12/18/24 16:24	1
1,1,1-Trichloroethane	0.00021	U	0.0010	0.00021	mg/L			12/18/24 16:24	1
1,1,2,2-Tetrachloroethane	0.00040	U	0.0010	0.00040	mg/L			12/18/24 16:24	1
1,1,2-Trichloroethane	0.00032	U	0.0010	0.00032	mg/L			12/18/24 16:24	1
1,1-Dichloroethane	0.00033	U	0.0010	0.00033	mg/L			12/18/24 16:24	1
1,1-Dichloroethene	0.00033	U	0.0010	0.00033	mg/L			12/18/24 16:24	1
1,1-Dichloropropene	0.00028	U	0.0010	0.00028	mg/L			12/18/24 16:24	1
1,2,3-Trichlorobenzene	0.00081	U	0.0050	0.00081	mg/L			12/18/24 16:24	1
1,2,3-Trichloropropane	0.00048	U	0.0010	0.00048	mg/L			12/18/24 16:24	1
1,2,4-Trichlorobenzene	0.00053	U	0.0050	0.00053	mg/L			12/18/24 16:24	1
1,2,4-Trimethylbenzene	0.00043	U	0.0010	0.00043	mg/L			12/18/24 16:24	1
1,2-Dibromo-3-Chloropropane	0.0018	U	0.0050	0.0018	mg/L			12/18/24 16:24	1
Ethylene Dibromide	0.00033	U	0.0010	0.00033	mg/L			12/18/24 16:24	1
1,2-Dichlorobenzene	0.00031	U	0.0010	0.00031	mg/L			12/18/24 16:24	1
1,2-Dichloroethane	0.00025	U	0.0010	0.00025	mg/L			12/18/24 16:24	1
1,2-Dichloroethene, Total	0.00037	U	0.0020	0.00037	mg/L			12/18/24 16:24	1
1,2-Dichloropropane	0.00022	U	0.0010	0.00022	mg/L			12/18/24 16:24	1
1,3,5-Trimethylbenzene	0.00028	U	0.0010	0.00028	mg/L			12/18/24 16:24	1
1,3-Dichlorobenzene	0.00031	U	0.0010	0.00031	mg/L			12/18/24 16:24	1
1,3-Dichloropropane	0.00036	U	0.0010	0.00036	mg/L			12/18/24 16:24	1
1,4-Dichlorobenzene	0.00031	U	0.0010	0.00031	mg/L			12/18/24 16:24	1
2,2-Dichloropropane	0.00035	U	0.0010	0.00035	mg/L			12/18/24 16:24	1
2-Butanone (MEK)	0.0064	U	0.010	0.0064	mg/L			12/18/24 16:24	1
2-Chlorotoluene	0.00025	U	0.0010	0.00025	mg/L			12/18/24 16:24	1
2-Hexanone	0.0032	U	0.010	0.0032	mg/L			12/18/24 16:24	1
4-Chlorotoluene	0.00041	U	0.0010	0.00041	mg/L			12/18/24 16:24	1
Acetone	0.0037	U	0.010	0.0037	mg/L			12/18/24 16:24	1
Benzene	0.00027	U	0.0010	0.00027	mg/L			12/18/24 16:24	1
Bromobenzene	0.00024	U	0.0010	0.00024	mg/L			12/18/24 16:24	1
Bromochloromethane	0.00034	U	0.0010	0.00034	mg/L			12/18/24 16:24	1
Dichlorobromomethane	0.00025	U	0.0010	0.00025	mg/L			12/18/24 16:24	1
Bromoform	0.00059	U	0.0010	0.00059	mg/L			12/18/24 16:24	1
Bromomethane	0.0037	U	0.0050	0.0037	mg/L			12/18/24 16:24	1
Carbon disulfide	0.00043	U	0.0020	0.00043	mg/L			12/18/24 16:24	1
Carbon tetrachloride	0.00030	U	0.0010	0.00030	mg/L			12/18/24 16:24	1
Chlorobenzene	0.00015	U	0.0010	0.00015	mg/L			12/18/24 16:24	1
Chloroethane	0.0046	U	0.0050	0.0046	mg/L			12/18/24 16:24	1
Chloroform	0.00027	U	0.0010	0.00027	mg/L			12/18/24 16:24	1
Chloromethane	0.00054	U	0.0010	0.00054	mg/L			12/18/24 16:24	1
cis-1,2-Dichloroethene	0.00025	U	0.0010	0.00025	mg/L			12/18/24 16:24	1
cis-1,3-Dichloropropene	0.00026	U	0.0010	0.00026	mg/L			12/18/24 16:24	1

Client Sample ID: MW-8DR
Lab Sample ID: 680-259739-5

Date Collected: 12/09/24 15:15
Matrix: Water
Date Received: 12/11/24 13:00

Method: SW846 8260D - Volatile Organic Compounds by GC/MS (Continued)

Analyte	Result	Qualifier	RL	MDL	Unit	D	Prepared	Analyzed	Dil Fac
Chlorodibromomethane	0.00039	U	0.0010	0.00039	mg/L			12/18/24 16:24	1
Dibromomethane	0.00034	U	0.0010	0.00034	mg/L			12/18/24 16:24	1
Dichlorodifluoromethane	0.00036	U	0.0010	0.00036	mg/L			12/18/24 16:24	1
Ethylbenzene	0.00020	U	0.0010	0.00020	mg/L			12/18/24 16:24	1
Hexachlorobutadiene	0.00022	U	0.0050	0.00022	mg/L			12/18/24 16:24	1
Isopropylbenzene	0.00026	U	0.0010	0.00026	mg/L			12/18/24 16:24	1
4-Methyl-2-pentanone (MIBK)	0.0027	U	0.010	0.0027	mg/L			12/18/24 16:24	1
Methyl tert-butyl ether	0.00081	U	0.0050	0.00081	mg/L			12/18/24 16:24	1
Methylene Chloride	0.0032	U	0.0050	0.0032	mg/L			12/18/24 16:24	1
m-Xylene & p-Xylene	0.00049	U	0.0010	0.00049	mg/L			12/18/24 16:24	1
Naphthalene	0.0024	U	0.0050	0.0024	mg/L			12/18/24 16:24	1
n-Butylbenzene	0.00052	U	0.0010	0.00052	mg/L			12/18/24 16:24	1
N-Propylbenzene	0.00041	U	0.0010	0.00041	mg/L			12/18/24 16:24	1
o-Xylene	0.00026	U	0.0010	0.00026	mg/L			12/18/24 16:24	1
p-Isopropyltoluene	0.00044	U	0.0010	0.00044	mg/L			12/18/24 16:24	1
sec-Butylbenzene	0.00053	U	0.0010	0.00053	mg/L			12/18/24 16:24	1
Styrene	0.00027	U	0.0010	0.00027	mg/L			12/18/24 16:24	1
tert-Butylbenzene	0.00043	U	0.0010	0.00043	mg/L			12/18/24 16:24	1
Tetrachloroethene	**0.0018**		0.0010	0.00035	mg/L			12/18/24 16:24	1
Toluene	0.00025	U	0.0010	0.00025	mg/L			12/18/24 16:24	1
trans-1,2-Dichloroethene	0.00034	U	0.0010	0.00034	mg/L			12/18/24 16:24	1
trans-1,3-Dichloropropene	0.00023	U	0.0010	0.00023	mg/L			12/18/24 16:24	1
Trichloroethene	**0.0028**		0.0010	0.00020	mg/L			12/18/24 16:24	1
Trichlorofluoromethane	0.00033	U	0.0010	0.00033	mg/L			12/18/24 16:24	1
Vinyl acetate	0.00069	U	0.0020	0.00069	mg/L			12/18/24 16:24	1
Vinyl chloride	0.00040	U	0.0010	0.00040	mg/L			12/18/24 16:24	1
Xylenes, Total	0.00023	U	0.0010	0.00023	mg/L			12/18/24 16:24	1

Surrogate	*%Recovery*	*Qualifier*	*Limits*	*Prepared*	*Analyzed*	*Dil Fac*
1,2-Dichloroethane-d4 (Surr)	*94*		*60 - 124*		*12/18/24 16:24*	*1*
4-Bromofluorobenzene (Surr)	*95*		*70 - 130*		*12/18/24 16:24*	*1*
Dibromofluoromethane (Surr)	*100*		*70 - 130*		*12/18/24 16:24*	*1*
Toluene-d8 (Surr)	*105*		*70 - 130*		*12/18/24 16:24*	*1*

Method: SW846 8081B - Organochlorine Pesticides (GC)

Analyte	Result	Qualifier	RL	MDL	Unit	D	Prepared	Analyzed	Dil Fac
Heptachlor	0.00000098	U	0.000049	0.00000098	mg/L		12/16/24 10:14	12/16/24 21:26	1

Surrogate	*%Recovery*	*Qualifier*	*Limits*	*Prepared*	*Analyzed*	*Dil Fac*
DCB Decachlorobiphenyl	*47*		*30 - 130*	*12/16/24 10:14*	*12/16/24 21:26*	*1*
Tetrachloro-m-xylene	*44*		*30 - 130*	*12/16/24 10:14*	*12/16/24 21:26*	*1*

Client Sample ID: MW-24S
Lab Sample ID: 680-259739-6

Date Collected: 12/09/24 16:20
Matrix: Water
Date Received: 12/11/24 13:00

Method: SW846 8260D - Volatile Organic Compounds by GC/MS

Analyte	Result	Qualifier	RL	MDL	Unit	D	Prepared	Analyzed	Dil Fac
1,1,1,2-Tetrachloroethane	0.00036	U	0.0010	0.00036	mg/L			12/18/24 16:53	1
1,1,1-Trichloroethane	0.00021	U	0.0010	0.00021	mg/L			12/18/24 16:53	1

Client Sample ID: MW-24S
Lab Sample ID: 680-259739-6
Date Collected: 12/09/24 16:20
Matrix: Water
Date Received: 12/11/24 13:00

Method: SW846 8260D - Volatile Organic Compounds by GC/MS (Continued)

Analyte	Result	Qualifier	RL	MDL	Unit	D	Prepared	Analyzed	Dil Fac
1,1,2,2-Tetrachloroethane	0.00040	U	0.0010	0.00040	mg/L			12/18/24 16:53	1
1,1,2-Trichloroethane	0.00032	U	0.0010	0.00032	mg/L			12/18/24 16:53	1
1,1-Dichloroethane	0.00033	U	0.0010	0.00033	mg/L			12/18/24 16:53	1
1,1-Dichloroethene	**0.00073**	**J**	0.0010	0.00033	mg/L			12/18/24 16:53	1
1,1-Dichloropropene	0.00028	U	0.0010	0.00028	mg/L			12/18/24 16:53	1
1,2,3-Trichlorobenzene	0.00081	U	0.0050	0.00081	mg/L			12/18/24 16:53	1
1,2,3-Trichloropropane	0.00048	U	0.0010	0.00048	mg/L			12/18/24 16:53	1
1,2,4-Trichlorobenzene	0.00053	U	0.0050	0.00053	mg/L			12/18/24 16:53	1
1,2,4-Trimethylbenzene	0.00043	U	0.0010	0.00043	mg/L			12/18/24 16:53	1
1,2-Dibromo-3-Chloropropane	0.0018	U	0.0050	0.0018	mg/L			12/18/24 16:53	1
Ethylene Dibromide	0.00033	U	0.0010	0.00033	mg/L			12/18/24 16:53	1
1,2-Dichlorobenzene	0.00031	U	0.0010	0.00031	mg/L			12/18/24 16:53	1
1,2-Dichloroethane	0.00025	U	0.0010	0.00025	mg/L			12/18/24 16:53	1
1,2-Dichloroethene, Total	0.00037	U	0.0020	0.00037	mg/L			12/18/24 16:53	1
1,2-Dichloropropane	0.00022	U	0.0010	0.00022	mg/L			12/18/24 16:53	1
1,3,5-Trimethylbenzene	0.00028	U	0.0010	0.00028	mg/L			12/18/24 16:53	1
1,3-Dichlorobenzene	0.00031	U	0.0010	0.00031	mg/L			12/18/24 16:53	1
1,3-Dichloropropane	0.00036	U	0.0010	0.00036	mg/L			12/18/24 16:53	1
1,4-Dichlorobenzene	0.00031	U	0.0010	0.00031	mg/L			12/18/24 16:53	1
2,2-Dichloropropane	0.00035	U	0.0010	0.00035	mg/L			12/18/24 16:53	1
2-Butanone (MEK)	0.0064	U	0.010	0.0064	mg/L			12/18/24 16:53	1
2-Chlorotoluene	0.00025	U	0.0010	0.00025	mg/L			12/18/24 16:53	1
2-Hexanone	0.0032	U	0.010	0.0032	mg/L			12/18/24 16:53	1
4-Chlorotoluene	0.00041	U	0.0010	0.00041	mg/L			12/18/24 16:53	1
Acetone	0.0037	U	0.010	0.0037	mg/L			12/18/24 16:53	1
Benzene	0.00027	U	0.0010	0.00027	mg/L			12/18/24 16:53	1
Bromobenzene	0.00024	U	0.0010	0.00024	mg/L			12/18/24 16:53	1
Bromochloromethane	0.00034	U	0.0010	0.00034	mg/L			12/18/24 16:53	1
Dichlorobromomethane	0.00025	U	0.0010	0.00025	mg/L			12/18/24 16:53	1
Bromoform	0.00059	U	0.0010	0.00059	mg/L			12/18/24 16:53	1
Bromomethane	0.0037	U	0.0050	0.0037	mg/L			12/18/24 16:53	1
Carbon disulfide	0.00043	U	0.0020	0.00043	mg/L			12/18/24 16:53	1
Carbon tetrachloride	0.00030	U	0.0010	0.00030	mg/L			12/18/24 16:53	1
Chlorobenzene	0.00015	U	0.0010	0.00015	mg/L			12/18/24 16:53	1
Chloroethane	0.0046	U	0.0050	0.0046	mg/L			12/18/24 16:53	1
Chloroform	0.00027	U	0.0010	0.00027	mg/L			12/18/24 16:53	1
Chloromethane	0.00054	U	0.0010	0.00054	mg/L			12/18/24 16:53	1
cis-1,2-Dichloroethene	0.00025	U	0.0010	0.00025	mg/L			12/18/24 16:53	1
cis-1,3-Dichloropropene	0.00026	U	0.0010	0.00026	mg/L			12/18/24 16:53	1
Chlorodibromomethane	0.00039	U	0.0010	0.00039	mg/L			12/18/24 16:53	1
Dibromomethane	0.00034	U	0.0010	0.00034	mg/L			12/18/24 16:53	1
Dichlorodifluoromethane	0.00036	U	0.0010	0.00036	mg/L			12/18/24 16:53	1
Ethylbenzene	0.00020	U	0.0010	0.00020	mg/L			12/18/24 16:53	1
Hexachlorobutadiene	0.00022	U	0.0050	0.00022	mg/L			12/18/24 16:53	1
Isopropylbenzene	0.00026	U	0.0010	0.00026	mg/L			12/18/24 16:53	1
4-Methyl-2-pentanone (MIBK)	0.0027	U	0.010	0.0027	mg/L			12/18/24 16:53	1
Methyl tert-butyl ether	0.00081	U	0.0050	0.00081	mg/L			12/18/24 16:53	1
Methylene Chloride	0.0032	U	0.0050	0.0032	mg/L			12/18/24 16:53	1
m-Xylene & p-Xylene	0.00049	U	0.0010	0.00049	mg/L			12/18/24 16:53	1

Client Sample ID: MW-24S
Lab Sample ID: 680-259739-6

Date Collected: 12/09/24 16:20
Matrix: Water
Date Received: 12/11/24 13:00

Method: SW846 8260D - Volatile Organic Compounds by GC/MS (Continued)

Analyte	Result	Qualifier	RL	MDL	Unit	D	Prepared	Analyzed	Dil Fac
Naphthalene	0.0024	U	0.0050	0.0024	mg/L			12/18/24 16:53	1
n-Butylbenzene	0.00052	U	0.0010	0.00052	mg/L			12/18/24 16:53	1
N-Propylbenzene	0.00041	U	0.0010	0.00041	mg/L			12/18/24 16:53	1
o-Xylene	0.00026	U	0.0010	0.00026	mg/L			12/18/24 16:53	1
p-Isopropyltoluene	0.00044	U	0.0010	0.00044	mg/L			12/18/24 16:53	1
sec-Butylbenzene	0.00053	U	0.0010	0.00053	mg/L			12/18/24 16:53	1
Styrene	0.00027	U	0.0010	0.00027	mg/L			12/18/24 16:53	1
tert-Butylbenzene	0.00043	U	0.0010	0.00043	mg/L			12/18/24 16:53	1
Tetrachloroethene	0.00035	U	0.0010	0.00035	mg/L			12/18/24 16:53	1
Toluene	0.00025	U	0.0010	0.00025	mg/L			12/18/24 16:53	1
trans-1,2-Dichloroethene	0.00034	U	0.0010	0.00034	mg/L			12/18/24 16:53	1
trans-1,3-Dichloropropene	0.00023	U	0.0010	0.00023	mg/L			12/18/24 16:53	1
Trichloroethene	**0.00085**	**J**	0.0010	0.00020	mg/L			12/18/24 16:53	1
Trichlorofluoromethane	0.00033	U	0.0010	0.00033	mg/L			12/18/24 16:53	1
Vinyl acetate	0.00069	U	0.0020	0.00069	mg/L			12/18/24 16:53	1
Vinyl chloride	0.00040	U	0.0010	0.00040	mg/L			12/18/24 16:53	1
Xylenes, Total	0.00023	U	0.0010	0.00023	mg/L			12/18/24 16:53	1

Surrogate	*%Recovery*	*Qualifier*	*Limits*	*Prepared*	*Analyzed*	*Dil Fac*
1,2-Dichloroethane-d4 (Surr)	*95*		*60 - 124*		*12/18/24 16:53*	*1*
4-Bromofluorobenzene (Surr)	*98*		*70 - 130*		*12/18/24 16:53*	*1*
Dibromofluoromethane (Surr)	*98*		*70 - 130*		*12/18/24 16:53*	*1*
Toluene-d8 (Surr)	*102*		*70 - 130*		*12/18/24 16:53*	*1*

Method: SW846 8081B - Organochlorine Pesticides (GC)

Analyte	Result	Qualifier	RL	MDL	Unit	D	Prepared	Analyzed	Dil Fac
Heptachlor	0.0000010	U	0.000050	0.0000010	mg/L		12/16/24 10:14	12/16/24 21:43	1

Surrogate	*%Recovery*	*Qualifier*	*Limits*	*Prepared*	*Analyzed*	*Dil Fac*
DCB Decachlorobiphenyl	*61*		*30 - 130*	*12/16/24 10:14*	*12/16/24 21:43*	*1*
Tetrachloro-m-xylene	*55*		*30 - 130*	*12/16/24 10:14*	*12/16/24 21:43*	*1*

Client Sample ID: MW-12D
Lab Sample ID: 680-259739-7

Date Collected: 12/09/24 09:45
Matrix: Water
Date Received: 12/11/24 13:00

Method: SW846 8260D - Volatile Organic Compounds by GC/MS

Analyte	Result	Qualifier	RL	MDL	Unit	D	Prepared	Analyzed	Dil Fac
1,1,1,2-Tetrachloroethane	0.00036	U	0.0010	0.00036	mg/L			12/18/24 17:22	1
1,1,1-Trichloroethane	0.00021	U	0.0010	0.00021	mg/L			12/18/24 17:22	1
1,1,2,2-Tetrachloroethane	0.00040	U	0.0010	0.00040	mg/L			12/18/24 17:22	1
1,1,2-Trichloroethane	0.00032	U	0.0010	0.00032	mg/L			12/18/24 17:22	1
1,1-Dichloroethane	0.00033	U	0.0010	0.00033	mg/L			12/18/24 17:22	1
1,1-Dichloroethene	0.00033	U	0.0010	0.00033	mg/L			12/18/24 17:22	1
1,1-Dichloropropene	0.00028	U	0.0010	0.00028	mg/L			12/18/24 17:22	1
1,2,3-Trichlorobenzene	0.00081	U	0.0050	0.00081	mg/L			12/18/24 17:22	1
1,2,3-Trichloropropane	0.00048	U	0.0010	0.00048	mg/L			12/18/24 17:22	1
1,2,4-Trichlorobenzene	0.00053	U	0.0050	0.00053	mg/L			12/18/24 17:22	1
1,2,4-Trimethylbenzene	0.00043	U	0.0010	0.00043	mg/L			12/18/24 17:22	1
1,2-Dibromo-3-Chloropropane	0.0018	U	0.0050	0.0018	mg/L			12/18/24 17:22	1
Ethylene Dibromide	0.00033	U	0.0010	0.00033	mg/L			12/18/24 17:22	1

Client Sample ID: MW-12D
Lab Sample ID: 680-259739-7
Date Collected: 12/09/24 09:45
Matrix: Water
Date Received: 12/11/24 13:00

Method: SW846 8260D - Volatile Organic Compounds by GC/MS (Continued)

Analyte	Result	Qualifier	RL	MDL	Unit	D	Prepared	Analyzed	Dil Fac
1,2-Dichlorobenzene	0.00031	U	0.0010	0.00031	mg/L			12/18/24 17:22	1
1,2-Dichloroethane	0.00025	U	0.0010	0.00025	mg/L			12/18/24 17:22	1
1,2-Dichloroethene, Total	0.00037	U	0.0020	0.00037	mg/L			12/18/24 17:22	1
1,2-Dichloropropane	0.00022	U	0.0010	0.00022	mg/L			12/18/24 17:22	1
1,3,5-Trimethylbenzene	0.00028	U	0.0010	0.00028	mg/L			12/18/24 17:22	1
1,3-Dichlorobenzene	0.00031	U	0.0010	0.00031	mg/L			12/18/24 17:22	1
1,3-Dichloropropane	0.00036	U	0.0010	0.00036	mg/L			12/18/24 17:22	1
1,4-Dichlorobenzene	0.00031	U	0.0010	0.00031	mg/L			12/18/24 17:22	1
2,2-Dichloropropane	0.00035	U	0.0010	0.00035	mg/L			12/18/24 17:22	1
2-Butanone (MEK)	0.0064	U	0.010	0.0064	mg/L			12/18/24 17:22	1
2-Chlorotoluene	0.00025	U	0.0010	0.00025	mg/L			12/18/24 17:22	1
2-Hexanone	0.0032	U	0.010	0.0032	mg/L			12/18/24 17:22	1
4-Chlorotoluene	0.00041	U	0.0010	0.00041	mg/L			12/18/24 17:22	1
Acetone	0.0037	U	0.010	0.0037	mg/L			12/18/24 17:22	1
Benzene	0.00027	U	0.0010	0.00027	mg/L			12/18/24 17:22	1
Bromobenzene	0.00024	U	0.0010	0.00024	mg/L			12/18/24 17:22	1
Bromochloromethane	0.00034	U	0.0010	0.00034	mg/L			12/18/24 17:22	1
Dichlorobromomethane	0.00025	U	0.0010	0.00025	mg/L			12/18/24 17:22	1
Bromoform	0.00059	U	0.0010	0.00059	mg/L			12/18/24 17:22	1
Bromomethane	0.0037	U	0.0050	0.0037	mg/L			12/18/24 17:22	1
Carbon disulfide	0.00043	U	0.0020	0.00043	mg/L			12/18/24 17:22	1
Carbon tetrachloride	0.00030	U	0.0010	0.00030	mg/L			12/18/24 17:22	1
Chlorobenzene	0.00015	U	0.0010	0.00015	mg/L			12/18/24 17:22	1
Chloroethane	0.0046	U	0.0050	0.0046	mg/L			12/18/24 17:22	1
Chloroform	0.00027	U	0.0010	0.00027	mg/L			12/18/24 17:22	1
Chloromethane	0.00054	U	0.0010	0.00054	mg/L			12/18/24 17:22	1
cis-1,2-Dichloroethene	0.00025	U	0.0010	0.00025	mg/L			12/18/24 17:22	1
cis-1,3-Dichloropropene	0.00026	U	0.0010	0.00026	mg/L			12/18/24 17:22	1
Chlorodibromomethane	0.00039	U	0.0010	0.00039	mg/L			12/18/24 17:22	1
Dibromomethane	0.00034	U	0.0010	0.00034	mg/L			12/18/24 17:22	1
Dichlorodifluoromethane	0.00036	U	0.0010	0.00036	mg/L			12/18/24 17:22	1
Ethylbenzene	0.00020	U	0.0010	0.00020	mg/L			12/18/24 17:22	1
Hexachlorobutadiene	0.00022	U	0.0050	0.00022	mg/L			12/18/24 17:22	1
Isopropylbenzene	0.00026	U	0.0010	0.00026	mg/L			12/18/24 17:22	1
4-Methyl-2-pentanone (MIBK)	0.0027	U	0.010	0.0027	mg/L			12/18/24 17:22	1
Methyl tert-butyl ether	0.00081	U	0.0050	0.00081	mg/L			12/18/24 17:22	1
Methylene Chloride	0.0032	U	0.0050	0.0032	mg/L			12/18/24 17:22	1
m-Xylene & p-Xylene	0.00049	U	0.0010	0.00049	mg/L			12/18/24 17:22	1
Naphthalene	0.0024	U	0.0050	0.0024	mg/L			12/18/24 17:22	1
n-Butylbenzene	0.00052	U	0.0010	0.00052	mg/L			12/18/24 17:22	1
N-Propylbenzene	0.00041	U	0.0010	0.00041	mg/L			12/18/24 17:22	1
o-Xylene	0.00026	U	0.0010	0.00026	mg/L			12/18/24 17:22	1
p-Isopropyltoluene	0.00044	U	0.0010	0.00044	mg/L			12/18/24 17:22	1
sec-Butylbenzene	0.00053	U	0.0010	0.00053	mg/L			12/18/24 17:22	1
Styrene	0.00027	U	0.0010	0.00027	mg/L			12/18/24 17:22	1
tert-Butylbenzene	0.00043	U	0.0010	0.00043	mg/L			12/18/24 17:22	1
Tetrachloroethene	0.00035	U	0.0010	0.00035	mg/L			12/18/24 17:22	1
Toluene	0.00025	U	0.0010	0.00025	mg/L			12/18/24 17:22	1
trans-1,2-Dichloroethene	0.00034	U	0.0010	0.00034	mg/L			12/18/24 17:22	1

Client Sample ID: MW-12D
Lab Sample ID: 680-259739-7

Date Collected: 12/09/24 09:45
Matrix: Water
Date Received: 12/11/24 13:00

Method: SW846 8260D - Volatile Organic Compounds by GC/MS (Continued)

Analyte	Result	Qualifier	RL	MDL	Unit	D	Prepared	Analyzed	Dil Fac
trans-1,3-Dichloropropene	0.00023	U	0.0010	0.00023	mg/L			12/18/24 17:22	1
Trichloroethene	0.00020	U	0.0010	0.00020	mg/L			12/18/24 17:22	1
Trichlorofluoromethane	0.00033	U	0.0010	0.00033	mg/L			12/18/24 17:22	1
Vinyl acetate	0.00069	U	0.0020	0.00069	mg/L			12/18/24 17:22	1
Vinyl chloride	0.00040	U	0.0010	0.00040	mg/L			12/18/24 17:22	1
Xylenes, Total	0.00023	U	0.0010	0.00023	mg/L			12/18/24 17:22	1

Surrogate	*%Recovery*	*Qualifier*	*Limits*	*Prepared*	*Analyzed*	*Dil Fac*
1,2-Dichloroethane-d4 (Surr)	*95*		*60 - 124*		*12/18/24 17:22*	*1*
4-Bromofluorobenzene (Surr)	*98*		*70 - 130*		*12/18/24 17:22*	*1*
Dibromofluoromethane (Surr)	*101*		*70 - 130*		*12/18/24 17:22*	*1*
Toluene-d8 (Surr)	*106*		*70 - 130*		*12/18/24 17:22*	*1*

Method: SW846 8081B - Organochlorine Pesticides (GC)

Analyte	Result	Qualifier	RL	MDL	Unit	D	Prepared	Analyzed	Dil Fac
Heptachlor	0.00000095	U	0.000048	0.0000009 5	mg/L		12/16/24 10:14	12/16/24 22:01	1

Surrogate	*%Recovery*	*Qualifier*	*Limits*	*Prepared*	*Analyzed*	*Dil Fac*
DCB Decachlorobiphenyl	*48*		*30 - 130*	*12/16/24 10:14*	*12/16/24 22:01*	*1*
Tetrachloro-m-xylene	*43*		*30 - 130*	*12/16/24 10:14*	*12/16/24 22:01*	*1*

Client Sample ID: MW-6D
Lab Sample ID: 680-259739-8

Date Collected: 12/09/24 10:50
Matrix: Water
Date Received: 12/11/24 13:00

Method: SW846 8260D - Volatile Organic Compounds by GC/MS

Analyte	Result	Qualifier	RL	MDL	Unit	D	Prepared	Analyzed	Dil Fac
1,1,1,2-Tetrachloroethane	0.00036	U	0.0010	0.00036	mg/L			12/18/24 17:50	1
1,1,1-Trichloroethane	0.00021	U	0.0010	0.00021	mg/L			12/18/24 17:50	1
1,1,2,2-Tetrachloroethane	0.00040	U	0.0010	0.00040	mg/L			12/18/24 17:50	1
1,1,2-Trichloroethane	0.00032	U	0.0010	0.00032	mg/L			12/18/24 17:50	1
1,1-Dichloroethane	0.00033	U	0.0010	0.00033	mg/L			12/18/24 17:50	1
1,1-Dichloroethene	0.00033	U	0.0010	0.00033	mg/L			12/18/24 17:50	1
1,1-Dichloropropene	0.00028	U	0.0010	0.00028	mg/L			12/18/24 17:50	1
1,2,3-Trichlorobenzene	0.00081	U	0.0050	0.00081	mg/L			12/18/24 17:50	1
1,2,3-Trichloropropane	0.00048	U	0.0010	0.00048	mg/L			12/18/24 17:50	1
1,2,4-Trichlorobenzene	0.00053	U	0.0050	0.00053	mg/L			12/18/24 17:50	1
1,2,4-Trimethylbenzene	0.00043	U	0.0010	0.00043	mg/L			12/18/24 17:50	1
1,2-Dibromo-3-Chloropropane	0.0018	U	0.0050	0.0018	mg/L			12/18/24 17:50	1
Ethylene Dibromide	0.00033	U	0.0010	0.00033	mg/L			12/18/24 17:50	1
1,2-Dichlorobenzene	0.00031	U	0.0010	0.00031	mg/L			12/18/24 17:50	1
1,2-Dichloroethane	0.00025	U	0.0010	0.00025	mg/L			12/18/24 17:50	1
1,2-Dichloroethene, Total	0.00037	U	0.0020	0.00037	mg/L			12/18/24 17:50	1
1,2-Dichloropropane	0.00022	U	0.0010	0.00022	mg/L			12/18/24 17:50	1
1,3,5-Trimethylbenzene	0.00028	U	0.0010	0.00028	mg/L			12/18/24 17:50	1
1,3-Dichlorobenzene	0.00031	U	0.0010	0.00031	mg/L			12/18/24 17:50	1
1,3-Dichloropropane	0.00036	U	0.0010	0.00036	mg/L			12/18/24 17:50	1
1,4-Dichlorobenzene	0.00031	U	0.0010	0.00031	mg/L			12/18/24 17:50	1
2,2-Dichloropropane	0.00035	U	0.0010	0.00035	mg/L			12/18/24 17:50	1
2-Butanone (MEK)	0.0064	U	0.010	0.0064	mg/L			12/18/24 17:50	1

Client: Trihydro Corporation
Project/Site: PFSG, Valdosta GA Site

Job ID: 680-259739-1

Client Sample ID: MW-6D
Date Collected: 12/09/24 10:50
Date Received: 12/11/24 13:00

Lab Sample ID: 680-259739-8
Matrix: Water

Method: SW846 8260D - Volatile Organic Compounds by GC/MS (Continued)

Analyte	Result	Qualifier	RL	MDL	Unit	D	Prepared	Analyzed	Dil Fac
2-Chlorotoluene	0.00025	U	0.0010	0.00025	mg/L			12/18/24 17:50	1
2-Hexanone	0.0032	U	0.010	0.0032	mg/L			12/18/24 17:50	1
4-Chlorotoluene	0.00041	U	0.0010	0.00041	mg/L			12/18/24 17:50	1
Acetone	0.0037	U	0.010	0.0037	mg/L			12/18/24 17:50	1
Benzene	0.00027	U	0.0010	0.00027	mg/L			12/18/24 17:50	1
Bromobenzene	0.00024	U	0.0010	0.00024	mg/L			12/18/24 17:50	1
Bromochloromethane	0.00034	U	0.0010	0.00034	mg/L			12/18/24 17:50	1
Dichlorobromomethane	0.00025	U	0.0010	0.00025	mg/L			12/18/24 17:50	1
Bromoform	0.00059	U	0.0010	0.00059	mg/L			12/18/24 17:50	1
Bromomethane	0.0037	U	0.0050	0.0037	mg/L			12/18/24 17:50	1
Carbon disulfide	0.00043	U	0.0020	0.00043	mg/L			12/18/24 17:50	1
Carbon tetrachloride	0.00030	U	0.0010	0.00030	mg/L			12/18/24 17:50	1
Chlorobenzene	0.00015	U	0.0010	0.00015	mg/L			12/18/24 17:50	1
Chloroethane	0.0046	U	0.0050	0.0046	mg/L			12/18/24 17:50	1
Chloroform	0.00027	U	0.0010	0.00027	mg/L			12/18/24 17:50	1
Chloromethane	0.00054	U	0.0010	0.00054	mg/L			12/18/24 17:50	1
cis-1,2-Dichloroethene	0.00025	U	0.0010	0.00025	mg/L			12/18/24 17:50	1
cis-1,3-Dichloropropene	0.00026	U	0.0010	0.00026	mg/L			12/18/24 17:50	1
Chlorodibromomethane	0.00039	U	0.0010	0.00039	mg/L			12/18/24 17:50	1
Dibromomethane	0.00034	U	0.0010	0.00034	mg/L			12/18/24 17:50	1
Dichlorodifluoromethane	0.00036	U	0.0010	0.00036	mg/L			12/18/24 17:50	1
Ethylbenzene	0.00020	U	0.0010	0.00020	mg/L			12/18/24 17:50	1
Hexachlorobutadiene	0.00022	U	0.0050	0.00022	mg/L			12/18/24 17:50	1
Isopropylbenzene	0.00026	U	0.0010	0.00026	mg/L			12/18/24 17:50	1
4-Methyl-2-pentanone (MIBK)	0.0027	U	0.010	0.0027	mg/L			12/18/24 17:50	1
Methyl tert-butyl ether	0.00081	U	0.0050	0.00081	mg/L			12/18/24 17:50	1
Methylene Chloride	0.0032	U	0.0050	0.0032	mg/L			12/18/24 17:50	1
m-Xylene & p-Xylene	0.00049	U	0.0010	0.00049	mg/L			12/18/24 17:50	1
Naphthalene	0.0024	U	0.0050	0.0024	mg/L			12/18/24 17:50	1
n-Butylbenzene	0.00052	U	0.0010	0.00052	mg/L			12/18/24 17:50	1
N-Propylbenzene	0.00041	U	0.0010	0.00041	mg/L			12/18/24 17:50	1
o-Xylene	0.00026	U	0.0010	0.00026	mg/L			12/18/24 17:50	1
p-Isopropyltoluene	0.00044	U	0.0010	0.00044	mg/L			12/18/24 17:50	1
sec-Butylbenzene	0.00053	U	0.0010	0.00053	mg/L			12/18/24 17:50	1
Styrene	0.00027	U	0.0010	0.00027	mg/L			12/18/24 17:50	1
tert-Butylbenzene	0.00043	U	0.0010	0.00043	mg/L			12/18/24 17:50	1
Tetrachloroethene	0.00035	U	0.0010	0.00035	mg/L			12/18/24 17:50	1
Toluene	0.00025	U	0.0010	0.00025	mg/L			12/18/24 17:50	1
trans-1,2-Dichloroethene	0.00034	U	0.0010	0.00034	mg/L			12/18/24 17:50	1
trans-1,3-Dichloropropene	0.00023	U	0.0010	0.00023	mg/L			12/18/24 17:50	1
Trichloroethene	0.00020	U	0.0010	0.00020	mg/L			12/18/24 17:50	1
Trichlorofluoromethane	0.00033	U	0.0010	0.00033	mg/L			12/18/24 17:50	1
Vinyl acetate	0.00069	U	0.0020	0.00069	mg/L			12/18/24 17:50	1
Vinyl chloride	0.00040	U	0.0010	0.00040	mg/L			12/18/24 17:50	1
Xylenes, Total	0.00023	U	0.0010	0.00023	mg/L			12/18/24 17:50	1

Surrogate	*%Recovery*	*Qualifier*	*Limits*	*Prepared*	*Analyzed*	*Dil Fac*
1,2-Dichloroethane-d4 (Surr)	*92*		*60 - 124*		*12/18/24 17:50*	*1*
4-Bromofluorobenzene (Surr)	*98*		*70 - 130*		*12/18/24 17:50*	*1*
Dibromofluoromethane (Surr)	*99*		*70 - 130*		*12/18/24 17:50*	*1*

Client Sample ID: MW-6D
Lab Sample ID: 680-259739-8

Date Collected: 12/09/24 10:50
Matrix: Water
Date Received: 12/11/24 13:00

Method: SW846 8260D - Volatile Organic Compounds by GC/MS (Continued)

Surrogate	*%Recovery*	*Qualifier*	*Limits*	*Prepared*	*Analyzed*	*Dil Fac*
Toluene-d8 (Surr)	*107*		*70 - 130*		*12/18/24 17:50*	*1*

Method: SW846 8081B - Organochlorine Pesticides (GC)

Analyte	Result	Qualifier	RL	MDL	Unit	D	Prepared	Analyzed	Dil Fac
Heptachlor	0.00000095	U	0.000048	0.0000009 5	mg/L		12/16/24 10:14	12/16/24 22:19	1

Surrogate	*%Recovery*	*Qualifier*	*Limits*	*Prepared*	*Analyzed*	*Dil Fac*
DCB Decachlorobiphenyl	*59*		*30 - 130*	*12/16/24 10:14*	*12/16/24 22:19*	*1*
Tetrachloro-m-xylene	*45*		*30 - 130*	*12/16/24 10:14*	*12/16/24 22:19*	*1*

Client Sample ID: MW-5S
Lab Sample ID: 680-259739-9

Date Collected: 12/09/24 12:40
Matrix: Water
Date Received: 12/11/24 13:00

Method: SW846 8260D - Volatile Organic Compounds by GC/MS

Analyte	Result	Qualifier	RL	MDL	Unit	D	Prepared	Analyzed	Dil Fac
1,1,1,2-Tetrachloroethane	0.00036	U	0.0010	0.00036	mg/L			12/18/24 18:02	1
1,1,1-Trichloroethane	0.00021	U	0.0010	0.00021	mg/L			12/18/24 18:02	1
1,1,2,2-Tetrachloroethane	0.00040	U	0.0010	0.00040	mg/L			12/18/24 18:02	1
1,1,2-Trichloroethane	0.00032	U	0.0010	0.00032	mg/L			12/18/24 18:02	1
1,1-Dichloroethane	0.00033	U	0.0010	0.00033	mg/L			12/18/24 18:02	1
1,1-Dichloroethene	0.00033	U	0.0010	0.00033	mg/L			12/18/24 18:02	1
1,1-Dichloropropene	0.00028	U	0.0010	0.00028	mg/L			12/18/24 18:02	1
1,2,3-Trichlorobenzene	0.00081	U	0.0050	0.00081	mg/L			12/18/24 18:02	1
1,2,3-Trichloropropane	0.00048	U	0.0010	0.00048	mg/L			12/18/24 18:02	1
1,2,4-Trichlorobenzene	0.00053	U	0.0050	0.00053	mg/L			12/18/24 18:02	1
1,2,4-Trimethylbenzene	0.00043	U	0.0010	0.00043	mg/L			12/18/24 18:02	1
1,2-Dibromo-3-Chloropropane	0.0018	U	0.0050	0.0018	mg/L			12/18/24 18:02	1
Ethylene Dibromide	0.00033	U	0.0010	0.00033	mg/L			12/18/24 18:02	1
1,2-Dichlorobenzene	0.00031	U	0.0010	0.00031	mg/L			12/18/24 18:02	1
1,2-Dichloroethane	0.00025	U	0.0010	0.00025	mg/L			12/18/24 18:02	1
1,2-Dichloroethene, Total	0.00037	U	0.0020	0.00037	mg/L			12/18/24 18:02	1
1,2-Dichloropropane	0.00022	U	0.0010	0.00022	mg/L			12/18/24 18:02	1
1,3,5-Trimethylbenzene	0.00028	U	0.0010	0.00028	mg/L			12/18/24 18:02	1
1,3-Dichlorobenzene	0.00031	U	0.0010	0.00031	mg/L			12/18/24 18:02	1
1,3-Dichloropropane	0.00036	U	0.0010	0.00036	mg/L			12/18/24 18:02	1
1,4-Dichlorobenzene	0.00031	U	0.0010	0.00031	mg/L			12/18/24 18:02	1
2,2-Dichloropropane	0.00035	U	0.0010	0.00035	mg/L			12/18/24 18:02	1
2-Butanone (MEK)	0.0064	U	0.010	0.0064	mg/L			12/18/24 18:02	1
2-Chlorotoluene	0.00025	U	0.0010	0.00025	mg/L			12/18/24 18:02	1
2-Hexanone	0.0032	U	0.010	0.0032	mg/L			12/18/24 18:02	1
4-Chlorotoluene	0.00041	U	0.0010	0.00041	mg/L			12/18/24 18:02	1
Acetone	0.0037	U	0.010	0.0037	mg/L			12/18/24 18:02	1
Benzene	0.00027	U	0.0010	0.00027	mg/L			12/18/24 18:02	1
Bromobenzene	0.00024	U	0.0010	0.00024	mg/L			12/18/24 18:02	1
Bromochloromethane	0.00034	U	0.0010	0.00034	mg/L			12/18/24 18:02	1
Dichlorobromomethane	0.00025	U	0.0010	0.00025	mg/L			12/18/24 18:02	1
Bromoform	0.00059	U	0.0010	0.00059	mg/L			12/18/24 18:02	1
Bromomethane	0.0037	U	0.0050	0.0037	mg/L			12/18/24 18:02	1

Client Sample ID: MW-5S
Date Collected: 12/09/24 12:40
Date Received: 12/11/24 13:00

Lab Sample ID: 680-259739-9
Matrix: Water

Method: SW846 8260D - Volatile Organic Compounds by GC/MS (Continued)

Analyte	Result	Qualifier	RL	MDL	Unit	D	Prepared	Analyzed	Dil Fac
Carbon disulfide	0.00043	U	0.0020	0.00043	mg/L			12/18/24 18:02	1
Carbon tetrachloride	0.00030	U	0.0010	0.00030	mg/L			12/18/24 18:02	1
Chlorobenzene	0.00015	U	0.0010	0.00015	mg/L			12/18/24 18:02	1
Chloroethane	0.0046	U	0.0050	0.0046	mg/L			12/18/24 18:02	1
Chloroform	0.00027	U	0.0010	0.00027	mg/L			12/18/24 18:02	1
Chloromethane	0.00054	U	0.0010	0.00054	mg/L			12/18/24 18:02	1
cis-1,2-Dichloroethene	0.00025	U	0.0010	0.00025	mg/L			12/18/24 18:02	1
cis-1,3-Dichloropropene	0.00026	U	0.0010	0.00026	mg/L			12/18/24 18:02	1
Chlorodibromomethane	0.00039	U	0.0010	0.00039	mg/L			12/18/24 18:02	1
Dibromomethane	0.00034	U	0.0010	0.00034	mg/L			12/18/24 18:02	1
Dichlorodifluoromethane	0.00036	U	0.0010	0.00036	mg/L			12/18/24 18:02	1
Ethylbenzene	0.00020	U	0.0010	0.00020	mg/L			12/18/24 18:02	1
Hexachlorobutadiene	0.00022	U	0.0050	0.00022	mg/L			12/18/24 18:02	1
Isopropylbenzene	**0.00047**	**J**	0.0010	0.00026	mg/L			12/18/24 18:02	1
4-Methyl-2-pentanone (MIBK)	0.0027	U	0.010	0.0027	mg/L			12/18/24 18:02	1
Methyl tert-butyl ether	0.00081	U	0.0050	0.00081	mg/L			12/18/24 18:02	1
Methylene Chloride	0.0032	U	0.0050	0.0032	mg/L			12/18/24 18:02	1
m-Xylene & p-Xylene	0.00049	U	0.0010	0.00049	mg/L			12/18/24 18:02	1
Naphthalene	0.0024	U	0.0050	0.0024	mg/L			12/18/24 18:02	1
n-Butylbenzene	0.00052	U	0.0010	0.00052	mg/L			12/18/24 18:02	1
N-Propylbenzene	0.00041	U	0.0010	0.00041	mg/L			12/18/24 18:02	1
o-Xylene	0.00026	U	0.0010	0.00026	mg/L			12/18/24 18:02	1
p-Isopropyltoluene	0.00044	U	0.0010	0.00044	mg/L			12/18/24 18:02	1
sec-Butylbenzene	0.00053	U	0.0010	0.00053	mg/L			12/18/24 18:02	1
Styrene	0.00027	U	0.0010	0.00027	mg/L			12/18/24 18:02	1
tert-Butylbenzene	0.00043	U	0.0010	0.00043	mg/L			12/18/24 18:02	1
Tetrachloroethene	0.00035	U	0.0010	0.00035	mg/L			12/18/24 18:02	1
Toluene	0.00025	U	0.0010	0.00025	mg/L			12/18/24 18:02	1
trans-1,2-Dichloroethene	0.00034	U	0.0010	0.00034	mg/L			12/18/24 18:02	1
trans-1,3-Dichloropropene	0.00023	U	0.0010	0.00023	mg/L			12/18/24 18:02	1
Trichloroethene	0.00020	U	0.0010	0.00020	mg/L			12/18/24 18:02	1
Trichlorofluoromethane	0.00033	U	0.0010	0.00033	mg/L			12/18/24 18:02	1
Vinyl acetate	0.00069	U	0.0020	0.00069	mg/L			12/18/24 18:02	1
Vinyl chloride	0.00040	U	0.0010	0.00040	mg/L			12/18/24 18:02	1
Xylenes, Total	0.00023	U	0.0010	0.00023	mg/L			12/18/24 18:02	1

Surrogate	*%Recovery*	*Qualifier*	*Limits*	*Prepared*	*Analyzed*	*Dil Fac*
1,2-Dichloroethane-d4 (Surr)	*95*		*60 - 124*		*12/18/24 18:02*	*1*
4-Bromofluorobenzene (Surr)	*96*		*70 - 130*		*12/18/24 18:02*	*1*
Dibromofluoromethane (Surr)	*100*		*70 - 130*		*12/18/24 18:02*	*1*
Toluene-d8 (Surr)	*99*		*70 - 130*		*12/18/24 18:02*	*1*

Method: SW846 8081B - Organochlorine Pesticides (GC)

Analyte	Result	Qualifier	RL	MDL	Unit	D	Prepared	Analyzed	Dil Fac
Heptachlor	0.00000093	U	0.000046	0.0000009 3	mg/L		12/16/24 10:14	12/16/24 22:37	1

Surrogate	*%Recovery*	*Qualifier*	*Limits*	*Prepared*	*Analyzed*	*Dil Fac*
DCB Decachlorobiphenyl	*49*		*30 - 130*	*12/16/24 10:14*	*12/16/24 22:37*	*1*
Tetrachloro-m-xylene	*36*	*p*	*30 - 130*	*12/16/24 10:14*	*12/16/24 22:37*	*1*

Client: Trihydro Corporation
Project/Site: PFSG, Valdosta GA Site

Job ID: 680-259739-1

Client Sample ID: MW-13D3
Date Collected: 12/09/24 14:30
Date Received: 12/11/24 13:00

Lab Sample ID: 680-259739-10
Matrix: Water

Method: SW846 8260D - Volatile Organic Compounds by GC/MS

Analyte	Result	Qualifier	RL	MDL	Unit	D	Prepared	Analyzed	Dil Fac
1,1,1,2-Tetrachloroethane	0.00036	U	0.0010	0.00036	mg/L			12/18/24 18:24	1
1,1,1-Trichloroethane	0.00021	U	0.0010	0.00021	mg/L			12/18/24 18:24	1
1,1,2,2-Tetrachloroethane	0.00040	U	0.0010	0.00040	mg/L			12/18/24 18:24	1
1,1,2-Trichloroethane	0.00032	U	0.0010	0.00032	mg/L			12/18/24 18:24	1
1,1-Dichloroethane	0.00033	U	0.0010	0.00033	mg/L			12/18/24 18:24	1
1,1-Dichloroethene	0.00033	U	0.0010	0.00033	mg/L			12/18/24 18:24	1
1,1-Dichloropropene	0.00028	U	0.0010	0.00028	mg/L			12/18/24 18:24	1
1,2,3-Trichlorobenzene	0.00081	U	0.0050	0.00081	mg/L			12/18/24 18:24	1
1,2,3-Trichloropropane	0.00048	U	0.0010	0.00048	mg/L			12/18/24 18:24	1
1,2,4-Trichlorobenzene	0.00053	U	0.0050	0.00053	mg/L			12/18/24 18:24	1
1,2,4-Trimethylbenzene	0.00043	U	0.0010	0.00043	mg/L			12/18/24 18:24	1
1,2-Dibromo-3-Chloropropane	0.0018	U	0.0050	0.0018	mg/L			12/18/24 18:24	1
Ethylene Dibromide	0.00033	U	0.0010	0.00033	mg/L			12/18/24 18:24	1
1,2-Dichlorobenzene	0.00031	U	0.0010	0.00031	mg/L			12/18/24 18:24	1
1,2-Dichloroethane	0.00025	U	0.0010	0.00025	mg/L			12/18/24 18:24	1
1,2-Dichloroethene, Total	0.00037	U	0.0020	0.00037	mg/L			12/18/24 18:24	1
1,2-Dichloropropane	0.00022	U	0.0010	0.00022	mg/L			12/18/24 18:24	1
1,3,5-Trimethylbenzene	0.00028	U	0.0010	0.00028	mg/L			12/18/24 18:24	1
1,3-Dichlorobenzene	0.00031	U	0.0010	0.00031	mg/L			12/18/24 18:24	1
1,3-Dichloropropane	0.00036	U	0.0010	0.00036	mg/L			12/18/24 18:24	1
1,4-Dichlorobenzene	0.00031	U	0.0010	0.00031	mg/L			12/18/24 18:24	1
2,2-Dichloropropane	0.00035	U	0.0010	0.00035	mg/L			12/18/24 18:24	1
2-Butanone (MEK)	0.0064	U	0.010	0.0064	mg/L			12/18/24 18:24	1
2-Chlorotoluene	0.00025	U	0.0010	0.00025	mg/L			12/18/24 18:24	1
2-Hexanone	0.0032	U	0.010	0.0032	mg/L			12/18/24 18:24	1
4-Chlorotoluene	0.00041	U	0.0010	0.00041	mg/L			12/18/24 18:24	1
Acetone	0.0037	U	0.010	0.0037	mg/L			12/18/24 18:24	1
Benzene	0.00027	U	0.0010	0.00027	mg/L			12/18/24 18:24	1
Bromobenzene	0.00024	U	0.0010	0.00024	mg/L			12/18/24 18:24	1
Bromochloromethane	0.00034	U	0.0010	0.00034	mg/L			12/18/24 18:24	1
Dichlorobromomethane	0.00025	U	0.0010	0.00025	mg/L			12/18/24 18:24	1
Bromoform	0.00059	U	0.0010	0.00059	mg/L			12/18/24 18:24	1
Bromomethane	0.0037	U	0.0050	0.0037	mg/L			12/18/24 18:24	1
Carbon disulfide	0.00043	U	0.0020	0.00043	mg/L			12/18/24 18:24	1
Carbon tetrachloride	0.00030	U	0.0010	0.00030	mg/L			12/18/24 18:24	1
Chlorobenzene	0.00015	U	0.0010	0.00015	mg/L			12/18/24 18:24	1
Chloroethane	0.0046	U	0.0050	0.0046	mg/L			12/18/24 18:24	1
Chloroform	0.00027	U	0.0010	0.00027	mg/L			12/18/24 18:24	1
Chloromethane	0.00054	U	0.0010	0.00054	mg/L			12/18/24 18:24	1
cis-1,2-Dichloroethene	0.00025	U	0.0010	0.00025	mg/L			12/18/24 18:24	1
cis-1,3-Dichloropropene	0.00026	U	0.0010	0.00026	mg/L			12/18/24 18:24	1
Chlorodibromomethane	0.00039	U	0.0010	0.00039	mg/L			12/18/24 18:24	1
Dibromomethane	0.00034	U	0.0010	0.00034	mg/L			12/18/24 18:24	1
Dichlorodifluoromethane	0.00036	U	0.0010	0.00036	mg/L			12/18/24 18:24	1
Ethylbenzene	0.00020	U	0.0010	0.00020	mg/L			12/18/24 18:24	1
Hexachlorobutadiene	0.00022	U	0.0050	0.00022	mg/L			12/18/24 18:24	1
Isopropylbenzene	0.00026	U	0.0010	0.00026	mg/L			12/18/24 18:24	1
4-Methyl-2-pentanone (MIBK)	0.0027	U	0.010	0.0027	mg/L			12/18/24 18:24	1
Methyl tert-butyl ether	0.00081	U	0.0050	0.00081	mg/L			12/18/24 18:24	1

Client Sample ID: MW-13D3

Lab Sample ID: 680-259739-10

Date Collected: 12/09/24 14:30

Matrix: Water

Date Received: 12/11/24 13:00

Method: SW846 8260D - Volatile Organic Compounds by GC/MS (Continued)

Analyte	Result	Qualifier	RL	MDL	Unit	D	Prepared	Analyzed	Dil Fac
Methylene Chloride	0.0032	U	0.0050	0.0032	mg/L			12/18/24 18:24	1
m-Xylene & p-Xylene	0.00049	U	0.0010	0.00049	mg/L			12/18/24 18:24	1
Naphthalene	0.0024	U	0.0050	0.0024	mg/L			12/18/24 18:24	1
n-Butylbenzene	0.00052	U	0.0010	0.00052	mg/L			12/18/24 18:24	1
N-Propylbenzene	0.00041	U	0.0010	0.00041	mg/L			12/18/24 18:24	1
o-Xylene	0.00026	U	0.0010	0.00026	mg/L			12/18/24 18:24	1
p-Isopropyltoluene	0.00044	U	0.0010	0.00044	mg/L			12/18/24 18:24	1
sec-Butylbenzene	0.00053	U	0.0010	0.00053	mg/L			12/18/24 18:24	1
Styrene	0.00027	U	0.0010	0.00027	mg/L			12/18/24 18:24	1
tert-Butylbenzene	0.00043	U	0.0010	0.00043	mg/L			12/18/24 18:24	1
Tetrachloroethene	0.00035	U	0.0010	0.00035	mg/L			12/18/24 18:24	1
Toluene	0.00025	U	0.0010	0.00025	mg/L			12/18/24 18:24	1
trans-1,2-Dichloroethene	0.00034	U	0.0010	0.00034	mg/L			12/18/24 18:24	1
trans-1,3-Dichloropropene	0.00023	U	0.0010	0.00023	mg/L			12/18/24 18:24	1
Trichloroethene	**0.00034**	**J**	0.0010	0.00020	mg/L			12/18/24 18:24	1
Trichlorofluoromethane	0.00033	U	0.0010	0.00033	mg/L			12/18/24 18:24	1
Vinyl acetate	0.00069	U	0.0020	0.00069	mg/L			12/18/24 18:24	1
Vinyl chloride	0.00040	U	0.0010	0.00040	mg/L			12/18/24 18:24	1
Xylenes, Total	0.00023	U	0.0010	0.00023	mg/L			12/18/24 18:24	1

Surrogate	*%Recovery*	*Qualifier*	*Limits*	*Prepared*	*Analyzed*	*Dil Fac*
1,2-Dichloroethane-d4 (Surr)	*95*		*60 - 124*		*12/18/24 18:24*	*1*
4-Bromofluorobenzene (Surr)	*96*		*70 - 130*		*12/18/24 18:24*	*1*
Dibromofluoromethane (Surr)	*99*		*70 - 130*		*12/18/24 18:24*	*1*
Toluene-d8 (Surr)	*100*		*70 - 130*		*12/18/24 18:24*	*1*

Method: SW846 8081B - Organochlorine Pesticides (GC)

Analyte	Result	Qualifier	RL	MDL	Unit	D	Prepared	Analyzed	Dil Fac
Heptachlor	0.00000095	U	0.000047	0.0000009 5	mg/L		12/16/24 10:14	12/16/24 22:54	1

Surrogate	*%Recovery*	*Qualifier*	*Limits*	*Prepared*	*Analyzed*	*Dil Fac*
DCB Decachlorobiphenyl	*71*		*30 - 130*	*12/16/24 10:14*	*12/16/24 22:54*	*1*
Tetrachloro-m-xylene	*48*		*30 - 130*	*12/16/24 10:14*	*12/16/24 22:54*	*1*

Client Sample ID: MW-9D

Lab Sample ID: 680-259739-11

Date Collected: 12/09/24 15:55

Matrix: Water

Date Received: 12/11/24 13:00

Method: SW846 8260D - Volatile Organic Compounds by GC/MS

Analyte	Result	Qualifier	RL	MDL	Unit	D	Prepared	Analyzed	Dil Fac
1,1,1,2-Tetrachloroethane	0.00036	U	0.0010	0.00036	mg/L			12/18/24 18:46	1
1,1,1-Trichloroethane	0.00021	U	0.0010	0.00021	mg/L			12/18/24 18:46	1
1,1,2,2-Tetrachloroethane	0.00040	U	0.0010	0.00040	mg/L			12/18/24 18:46	1
1,1,2-Trichloroethane	0.00032	U	0.0010	0.00032	mg/L			12/18/24 18:46	1
1,1-Dichloroethane	0.00033	U	0.0010	0.00033	mg/L			12/18/24 18:46	1
1,1-Dichloroethene	**0.00061**	**J**	0.0010	0.00033	mg/L			12/18/24 18:46	1
1,1-Dichloropropene	0.00028	U	0.0010	0.00028	mg/L			12/18/24 18:46	1
1,2,3-Trichlorobenzene	0.00081	U	0.0050	0.00081	mg/L			12/18/24 18:46	1
1,2,3-Trichloropropane	0.00048	U	0.0010	0.00048	mg/L			12/18/24 18:46	1
1,2,4-Trichlorobenzene	0.00053	U	0.0050	0.00053	mg/L			12/18/24 18:46	1

Client: Trihydro Corporation
Project/Site: PFSG, Valdosta GA Site

Job ID: 680-259739-1

Client Sample ID: MW-9D
Date Collected: 12/09/24 15:55
Date Received: 12/11/24 13:00

Lab Sample ID: 680-259739-11
Matrix: Water

Method: SW846 8260D - Volatile Organic Compounds by GC/MS (Continued)

Analyte	Result	Qualifier	RL	MDL	Unit	D	Prepared	Analyzed	Dil Fac
1,2,4-Trimethylbenzene	0.00043	U	0.0010	0.00043	mg/L			12/18/24 18:46	1
1,2-Dibromo-3-Chloropropane	0.0018	U	0.0050	0.0018	mg/L			12/18/24 18:46	1
Ethylene Dibromide	0.00033	U	0.0010	0.00033	mg/L			12/18/24 18:46	1
1,2-Dichlorobenzene	0.00031	U	0.0010	0.00031	mg/L			12/18/24 18:46	1
1,2-Dichloroethane	0.00025	U	0.0010	0.00025	mg/L			12/18/24 18:46	1
1,2-Dichloroethene, Total	0.00037	U	0.0020	0.00037	mg/L			12/18/24 18:46	1
1,2-Dichloropropane	0.00022	U	0.0010	0.00022	mg/L			12/18/24 18:46	1
1,3,5-Trimethylbenzene	0.00028	U	0.0010	0.00028	mg/L			12/18/24 18:46	1
1,3-Dichlorobenzene	0.00031	U	0.0010	0.00031	mg/L			12/18/24 18:46	1
1,3-Dichloropropane	0.00036	U	0.0010	0.00036	mg/L			12/18/24 18:46	1
1,4-Dichlorobenzene	0.00031	U	0.0010	0.00031	mg/L			12/18/24 18:46	1
2,2-Dichloropropane	0.00035	U	0.0010	0.00035	mg/L			12/18/24 18:46	1
2-Butanone (MEK)	0.0064	U	0.010	0.0064	mg/L			12/18/24 18:46	1
2-Chlorotoluene	0.00025	U	0.0010	0.00025	mg/L			12/18/24 18:46	1
2-Hexanone	0.0032	U	0.010	0.0032	mg/L			12/18/24 18:46	1
4-Chlorotoluene	0.00041	U	0.0010	0.00041	mg/L			12/18/24 18:46	1
Acetone	0.0037	U	0.010	0.0037	mg/L			12/18/24 18:46	1
Benzene	0.00027	U	0.0010	0.00027	mg/L			12/18/24 18:46	1
Bromobenzene	0.00024	U	0.0010	0.00024	mg/L			12/18/24 18:46	1
Bromochloromethane	0.00034	U	0.0010	0.00034	mg/L			12/18/24 18:46	1
Dichlorobromomethane	0.00025	U	0.0010	0.00025	mg/L			12/18/24 18:46	1
Bromoform	0.00059	U	0.0010	0.00059	mg/L			12/18/24 18:46	1
Bromomethane	0.0037	U	0.0050	0.0037	mg/L			12/18/24 18:46	1
Carbon disulfide	0.00043	U	0.0020	0.00043	mg/L			12/18/24 18:46	1
Carbon tetrachloride	0.00030	U	0.0010	0.00030	mg/L			12/18/24 18:46	1
Chlorobenzene	0.00015	U	0.0010	0.00015	mg/L			12/18/24 18:46	1
Chloroethane	0.0046	U	0.0050	0.0046	mg/L			12/18/24 18:46	1
Chloroform	0.00027	U	0.0010	0.00027	mg/L			12/18/24 18:46	1
Chloromethane	0.00054	U	0.0010	0.00054	mg/L			12/18/24 18:46	1
cis-1,2-Dichloroethene	0.00025	U	0.0010	0.00025	mg/L			12/18/24 18:46	1
cis-1,3-Dichloropropene	0.00026	U	0.0010	0.00026	mg/L			12/18/24 18:46	1
Chlorodibromomethane	0.00039	U	0.0010	0.00039	mg/L			12/18/24 18:46	1
Dibromomethane	0.00034	U	0.0010	0.00034	mg/L			12/18/24 18:46	1
Dichlorodifluoromethane	0.00036	U	0.0010	0.00036	mg/L			12/18/24 18:46	1
Ethylbenzene	0.00020	U	0.0010	0.00020	mg/L			12/18/24 18:46	1
Hexachlorobutadiene	0.00022	U	0.0050	0.00022	mg/L			12/18/24 18:46	1
Isopropylbenzene	0.00026	U	0.0010	0.00026	mg/L			12/18/24 18:46	1
4-Methyl-2-pentanone (MIBK)	0.0027	U	0.010	0.0027	mg/L			12/18/24 18:46	1
Methyl tert-butyl ether	0.00081	U	0.0050	0.00081	mg/L			12/18/24 18:46	1
Methylene Chloride	0.0032	U	0.0050	0.0032	mg/L			12/18/24 18:46	1
m-Xylene & p-Xylene	0.00049	U	0.0010	0.00049	mg/L			12/18/24 18:46	1
Naphthalene	0.0024	U	0.0050	0.0024	mg/L			12/18/24 18:46	1
n-Butylbenzene	0.00052	U	0.0010	0.00052	mg/L			12/18/24 18:46	1
N-Propylbenzene	0.00041	U	0.0010	0.00041	mg/L			12/18/24 18:46	1
o-Xylene	0.00026	U	0.0010	0.00026	mg/L			12/18/24 18:46	1
p-Isopropyltoluene	0.00044	U	0.0010	0.00044	mg/L			12/18/24 18:46	1
sec-Butylbenzene	0.00053	U	0.0010	0.00053	mg/L			12/18/24 18:46	1
Styrene	0.00027	U	0.0010	0.00027	mg/L			12/18/24 18:46	1
tert-Butylbenzene	0.00043	U	0.0010	0.00043	mg/L			12/18/24 18:46	1

Client Sample ID: MW-9D
Lab Sample ID: 680-259739-11

Date Collected: 12/09/24 15:55
Matrix: Water
Date Received: 12/11/24 13:00

Method: SW846 8260D - Volatile Organic Compounds by GC/MS (Continued)

Analyte	Result	Qualifier	RL	MDL	Unit	D	Prepared	Analyzed	Dil Fac
Tetrachloroethene	0.00050	J	0.0010	0.00035	mg/L			12/18/24 18:46	1
Toluene	0.00025	U	0.0010	0.00025	mg/L			12/18/24 18:46	1
trans-1,2-Dichloroethene	0.00034	U	0.0010	0.00034	mg/L			12/18/24 18:46	1
trans-1,3-Dichloropropene	0.00023	U	0.0010	0.00023	mg/L			12/18/24 18:46	1
Trichloroethene	0.00020	U	0.0010	0.00020	mg/L			12/18/24 18:46	1
Trichlorofluoromethane	0.00033	U	0.0010	0.00033	mg/L			12/18/24 18:46	1
Vinyl acetate	0.00069	U	0.0020	0.00069	mg/L			12/18/24 18:46	1
Vinyl chloride	0.00040	U	0.0010	0.00040	mg/L			12/18/24 18:46	1
Xylenes, Total	0.00023	U	0.0010	0.00023	mg/L			12/18/24 18:46	1

Surrogate	*%Recovery*	*Qualifier*	*Limits*	*Prepared*	*Analyzed*	*Dil Fac*
1,2-Dichloroethane-d4 (Surr)	*97*		*60 - 124*		*12/18/24 18:46*	*1*
4-Bromofluorobenzene (Surr)	*95*		*70 - 130*		*12/18/24 18:46*	*1*
Dibromofluoromethane (Surr)	*101*		*70 - 130*		*12/18/24 18:46*	*1*
Toluene-d8 (Surr)	*102*		*70 - 130*		*12/18/24 18:46*	*1*

Method: SW846 8081B - Organochlorine Pesticides (GC)

Analyte	Result	Qualifier	RL	MDL	Unit	D	Prepared	Analyzed	Dil Fac
Heptachlor	0.00000094	U	0.000047	0.0000009 4	mg/L		12/16/24 10:14	12/16/24 23:12	1

Surrogate	*%Recovery*	*Qualifier*	*Limits*	*Prepared*	*Analyzed*	*Dil Fac*
DCB Decachlorobiphenyl	*12*	*S1-*	*30 - 130*	*12/16/24 10:14*	*12/16/24 23:12*	*1*
Tetrachloro-m-xylene	*9*	*S1-*	*30 - 130*	*12/16/24 10:14*	*12/16/24 23:12*	*1*

Client Sample ID: MW-10D
Lab Sample ID: 680-259739-12

Date Collected: 12/09/24 17:05
Matrix: Water
Date Received: 12/11/24 13:00

Method: SW846 8260D - Volatile Organic Compounds by GC/MS

Analyte	Result	Qualifier	RL	MDL	Unit	D	Prepared	Analyzed	Dil Fac
1,1,1,2-Tetrachloroethane	0.00036	U	0.0010	0.00036	mg/L			12/18/24 14:43	1
1,1,1-Trichloroethane	0.00021	U	0.0010	0.00021	mg/L			12/18/24 14:43	1
1,1,2,2-Tetrachloroethane	0.00040	U	0.0010	0.00040	mg/L			12/18/24 14:43	1
1,1,2-Trichloroethane	0.00032	U	0.0010	0.00032	mg/L			12/18/24 14:43	1
1,1-Dichloroethane	0.00033	U	0.0010	0.00033	mg/L			12/18/24 14:43	1
1,1-Dichloroethene	0.0025		0.0010	0.00033	mg/L			12/18/24 14:43	1
1,1-Dichloropropene	0.00028	U	0.0010	0.00028	mg/L			12/18/24 14:43	1
1,2,3-Trichlorobenzene	0.00081	U	0.0050	0.00081	mg/L			12/18/24 14:43	1
1,2,3-Trichloropropane	0.00048	U	0.0010	0.00048	mg/L			12/18/24 14:43	1
1,2,4-Trichlorobenzene	0.00053	U	0.0050	0.00053	mg/L			12/18/24 14:43	1
1,2,4-Trimethylbenzene	0.00043	U	0.0010	0.00043	mg/L			12/18/24 14:43	1
1,2-Dibromo-3-Chloropropane	0.0018	U	0.0050	0.0018	mg/L			12/18/24 14:43	1
Ethylene Dibromide	0.00033	U	0.0010	0.00033	mg/L			12/18/24 14:43	1
1,2-Dichlorobenzene	0.00031	U	0.0010	0.00031	mg/L			12/18/24 14:43	1
1,2-Dichloroethane	0.00025	U	0.0010	0.00025	mg/L			12/18/24 14:43	1
1,2-Dichloroethene, Total	0.00037	U	0.0020	0.00037	mg/L			12/18/24 14:43	1
1,2-Dichloropropane	0.00022	U	0.0010	0.00022	mg/L			12/18/24 14:43	1
1,3,5-Trimethylbenzene	0.00028	U	0.0010	0.00028	mg/L			12/18/24 14:43	1
1,3-Dichlorobenzene	0.00031	U	0.0010	0.00031	mg/L			12/18/24 14:43	1
1,3-Dichloropropane	0.00036	U	0.0010	0.00036	mg/L			12/18/24 14:43	1

Client: Trihydro Corporation
Project/Site: PFSG, Valdosta GA Site

Job ID: 680-259739-1

Client Sample ID: MW-10D
Date Collected: 12/09/24 17:05
Date Received: 12/11/24 13:00

Lab Sample ID: 680-259739-12
Matrix: Water

Method: SW846 8260D - Volatile Organic Compounds by GC/MS (Continued)

Analyte	Result	Qualifier	RL	MDL	Unit	D	Prepared	Analyzed	Dil Fac
1,4-Dichlorobenzene	0.00031	U	0.0010	0.00031	mg/L			12/18/24 14:43	1
2,2-Dichloropropane	0.00035	U	0.0010	0.00035	mg/L			12/18/24 14:43	1
2-Butanone (MEK)	0.0064	U	0.010	0.0064	mg/L			12/18/24 14:43	1
2-Chlorotoluene	0.00025	U	0.0010	0.00025	mg/L			12/18/24 14:43	1
2-Hexanone	0.0032	U	0.010	0.0032	mg/L			12/18/24 14:43	1
4-Chlorotoluene	0.00041	U	0.0010	0.00041	mg/L			12/18/24 14:43	1
Acetone	0.0037	U	0.010	0.0037	mg/L			12/18/24 14:43	1
Benzene	0.00027	U	0.0010	0.00027	mg/L			12/18/24 14:43	1
Bromobenzene	0.00024	U	0.0010	0.00024	mg/L			12/18/24 14:43	1
Bromochloromethane	0.00034	U	0.0010	0.00034	mg/L			12/18/24 14:43	1
Dichlorobromomethane	0.00025	U	0.0010	0.00025	mg/L			12/18/24 14:43	1
Bromoform	0.00059	U	0.0010	0.00059	mg/L			12/18/24 14:43	1
Bromomethane	0.0037	U	0.0050	0.0037	mg/L			12/18/24 14:43	1
Carbon disulfide	0.00043	U	0.0020	0.00043	mg/L			12/18/24 14:43	1
Carbon tetrachloride	0.00030	U	0.0010	0.00030	mg/L			12/18/24 14:43	1
Chlorobenzene	0.00015	U	0.0010	0.00015	mg/L			12/18/24 14:43	1
Chloroethane	0.0046	U	0.0050	0.0046	mg/L			12/18/24 14:43	1
Chloroform	0.00027	U	0.0010	0.00027	mg/L			12/18/24 14:43	1
Chloromethane	0.00054	U	0.0010	0.00054	mg/L			12/18/24 14:43	1
cis-1,2-Dichloroethene	0.00025	U	0.0010	0.00025	mg/L			12/18/24 14:43	1
cis-1,3-Dichloropropene	0.00026	U	0.0010	0.00026	mg/L			12/18/24 14:43	1
Chlorodibromomethane	0.00039	U	0.0010	0.00039	mg/L			12/18/24 14:43	1
Dibromomethane	0.00034	U	0.0010	0.00034	mg/L			12/18/24 14:43	1
Dichlorodifluoromethane	0.00036	U	0.0010	0.00036	mg/L			12/18/24 14:43	1
Ethylbenzene	0.00020	U	0.0010	0.00020	mg/L			12/18/24 14:43	1
Hexachlorobutadiene	0.00022	U	0.0050	0.00022	mg/L			12/18/24 14:43	1
Isopropylbenzene	0.00026	U	0.0010	0.00026	mg/L			12/18/24 14:43	1
4-Methyl-2-pentanone (MIBK)	0.0027	U	0.010	0.0027	mg/L			12/18/24 14:43	1
Methyl tert-butyl ether	0.00081	U	0.0050	0.00081	mg/L			12/18/24 14:43	1
Methylene Chloride	0.0032	U	0.0050	0.0032	mg/L			12/18/24 14:43	1
m-Xylene & p-Xylene	0.00049	U	0.0010	0.00049	mg/L			12/18/24 14:43	1
Naphthalene	0.0024	U	0.0050	0.0024	mg/L			12/18/24 14:43	1
n-Butylbenzene	0.00052	U	0.0010	0.00052	mg/L			12/18/24 14:43	1
N-Propylbenzene	0.00041	U	0.0010	0.00041	mg/L			12/18/24 14:43	1
o-Xylene	0.00026	U	0.0010	0.00026	mg/L			12/18/24 14:43	1
p-Isopropyltoluene	0.00044	U	0.0010	0.00044	mg/L			12/18/24 14:43	1
sec-Butylbenzene	0.00053	U	0.0010	0.00053	mg/L			12/18/24 14:43	1
Styrene	0.00027	U	0.0010	0.00027	mg/L			12/18/24 14:43	1
tert-Butylbenzene	0.00043	U	0.0010	0.00043	mg/L			12/18/24 14:43	1
Tetrachloroethene	**0.011**		0.0010	0.00035	mg/L			12/18/24 14:43	1
Toluene	0.00025	U	0.0010	0.00025	mg/L			12/18/24 14:43	1
trans-1,2-Dichloroethene	0.00034	U	0.0010	0.00034	mg/L			12/18/24 14:43	1
trans-1,3-Dichloropropene	0.00023	U	0.0010	0.00023	mg/L			12/18/24 14:43	1
Trichloroethene	0.00020	U	0.0010	0.00020	mg/L			12/18/24 14:43	1
Trichlorofluoromethane	0.00033	U	0.0010	0.00033	mg/L			12/18/24 14:43	1
Vinyl acetate	0.00069	U	0.0020	0.00069	mg/L			12/18/24 14:43	1
Vinyl chloride	0.00040	U	0.0010	0.00040	mg/L			12/18/24 14:43	1
Xylenes, Total	0.00023	U	0.0010	0.00023	mg/L			12/18/24 14:43	1

Client Sample ID: MW-10D
Lab Sample ID: 680-259739-12

Date Collected: 12/09/24 17:05
Matrix: Water
Date Received: 12/11/24 13:00

Surrogate	%Recovery	Qualifier	Limits	Prepared	Analyzed	Dil Fac
1,2-Dichloroethane-d4 (Surr)	92		60 - 124		12/18/24 14:43	1
4-Bromofluorobenzene (Surr)	93		70 - 130		12/18/24 14:43	1
Dibromofluoromethane (Surr)	98		70 - 130		12/18/24 14:43	1
Toluene-d8 (Surr)	99		70 - 130		12/18/24 14:43	1

Method: SW846 8081B - Organochlorine Pesticides (GC)

Analyte	Result	Qualifier	RL	MDL	Unit	D	Prepared	Analyzed	Dil Fac
Heptachlor	0.00000099	U	0.000049	0.0000009	mg/L		12/16/24 10:14	12/16/24 23:30	1

Surrogate	%Recovery	Qualifier	Limits	Prepared	Analyzed	Dil Fac
DCB Decachlorobiphenyl	66		30 - 130	12/16/24 10:14	12/16/24 23:30	1
Tetrachloro-m-xylene	50		30 - 130	12/16/24 10:14	12/16/24 23:30	1

Client Sample ID: Equipment Blank
Lab Sample ID: 680-259739-13

Date Collected: 12/09/24 17:30
Matrix: Water
Date Received: 12/11/24 13:00

Method: SW846 8260D - Volatile Organic Compounds by GC/MS

Analyte	Result	Qualifier	RL	MDL	Unit	D	Prepared	Analyzed	Dil Fac
1,1,1,2-Tetrachloroethane	0.00036	U	0.0010	0.00036	mg/L			12/18/24 12:53	1
1,1,1-Trichloroethane	0.00021	U	0.0010	0.00021	mg/L			12/18/24 12:53	1
1,1,2,2-Tetrachloroethane	0.00040	U	0.0010	0.00040	mg/L			12/18/24 12:53	1
1,1,2-Trichloroethane	0.00032	U	0.0010	0.00032	mg/L			12/18/24 12:53	1
1,1-Dichloroethane	0.00033	U	0.0010	0.00033	mg/L			12/18/24 12:53	1
1,1-Dichloroethene	0.00033	U	0.0010	0.00033	mg/L			12/18/24 12:53	1
1,1-Dichloropropene	0.00028	U	0.0010	0.00028	mg/L			12/18/24 12:53	1
1,2,3-Trichlorobenzene	0.00081	U	0.0050	0.00081	mg/L			12/18/24 12:53	1
1,2,3-Trichloropropane	0.00048	U	0.0010	0.00048	mg/L			12/18/24 12:53	1
1,2,4-Trichlorobenzene	0.00053	U	0.0050	0.00053	mg/L			12/18/24 12:53	1
1,2,4-Trimethylbenzene	0.00043	U	0.0010	0.00043	mg/L			12/18/24 12:53	1
1,2-Dibromo-3-Chloropropane	0.0018	U	0.0050	0.0018	mg/L			12/18/24 12:53	1
Ethylene Dibromide	0.00033	U	0.0010	0.00033	mg/L			12/18/24 12:53	1
1,2-Dichlorobenzene	0.00031	U	0.0010	0.00031	mg/L			12/18/24 12:53	1
1,2-Dichloroethane	0.00025	U	0.0010	0.00025	mg/L			12/18/24 12:53	1
1,2-Dichloroethene, Total	0.00037	U	0.0020	0.00037	mg/L			12/18/24 12:53	1
1,2-Dichloropropane	0.00022	U	0.0010	0.00022	mg/L			12/18/24 12:53	1
1,3,5-Trimethylbenzene	0.00028	U	0.0010	0.00028	mg/L			12/18/24 12:53	1
1,3-Dichlorobenzene	0.00031	U	0.0010	0.00031	mg/L			12/18/24 12:53	1
1,3-Dichloropropane	0.00036	U	0.0010	0.00036	mg/L			12/18/24 12:53	1
1,4-Dichlorobenzene	0.00031	U	0.0010	0.00031	mg/L			12/18/24 12:53	1
2,2-Dichloropropane	0.00035	U	0.0010	0.00035	mg/L			12/18/24 12:53	1
2-Butanone (MEK)	0.0064	U	0.010	0.0064	mg/L			12/18/24 12:53	1
2-Chlorotoluene	0.00025	U	0.0010	0.00025	mg/L			12/18/24 12:53	1
2-Hexanone	0.0032	U	0.010	0.0032	mg/L			12/18/24 12:53	1
4-Chlorotoluene	0.00041	U	0.0010	0.00041	mg/L			12/18/24 12:53	1
Acetone	0.0037	U	0.010	0.0037	mg/L			12/18/24 12:53	1
Benzene	0.00027	U	0.0010	0.00027	mg/L			12/18/24 12:53	1
Bromobenzene	0.00024	U	0.0010	0.00024	mg/L			12/18/24 12:53	1
Bromochloromethane	0.00034	U	0.0010	0.00034	mg/L			12/18/24 12:53	1
Dichlorobromomethane	0.00025	U	0.0010	0.00025	mg/L			12/18/24 12:53	1

Client Sample ID: Equipment Blank
Date Collected: 12/09/24 17:30
Date Received: 12/11/24 13:00

Lab Sample ID: 680-259739-13
Matrix: Water

Method: SW846 8260D - Volatile Organic Compounds by GC/MS (Continued)

Analyte	Result	Qualifier	RL	MDL	Unit	D	Prepared	Analyzed	Dil Fac
Bromoform	0.00059	U	0.0010	0.00059	mg/L			12/18/24 12:53	1
Bromomethane	0.0037	U	0.0050	0.0037	mg/L			12/18/24 12:53	1
Carbon disulfide	0.00043	U	0.0020	0.00043	mg/L			12/18/24 12:53	1
Carbon tetrachloride	0.00030	U	0.0010	0.00030	mg/L			12/18/24 12:53	1
Chlorobenzene	0.00015	U	0.0010	0.00015	mg/L			12/18/24 12:53	1
Chloroethane	0.0046	U	0.0050	0.0046	mg/L			12/18/24 12:53	1
Chloroform	0.00027	U	0.0010	0.00027	mg/L			12/18/24 12:53	1
Chloromethane	0.00054	U	0.0010	0.00054	mg/L			12/18/24 12:53	1
cis-1,2-Dichloroethene	0.00025	U	0.0010	0.00025	mg/L			12/18/24 12:53	1
cis-1,3-Dichloropropene	0.00026	U	0.0010	0.00026	mg/L			12/18/24 12:53	1
Chlorodibromomethane	0.00039	U	0.0010	0.00039	mg/L			12/18/24 12:53	1
Dibromomethane	0.00034	U	0.0010	0.00034	mg/L			12/18/24 12:53	1
Dichlorodifluoromethane	0.00036	U	0.0010	0.00036	mg/L			12/18/24 12:53	1
Ethylbenzene	0.00020	U	0.0010	0.00020	mg/L			12/18/24 12:53	1
Hexachlorobutadiene	0.00022	U	0.0050	0.00022	mg/L			12/18/24 12:53	1
Isopropylbenzene	0.00026	U	0.0010	0.00026	mg/L			12/18/24 12:53	1
4-Methyl-2-pentanone (MIBK)	0.0027	U	0.010	0.0027	mg/L			12/18/24 12:53	1
Methyl tert-butyl ether	0.00081	U	0.0050	0.00081	mg/L			12/18/24 12:53	1
Methylene Chloride	0.0032	U	0.0050	0.0032	mg/L			12/18/24 12:53	1
m-Xylene & p-Xylene	0.00049	U	0.0010	0.00049	mg/L			12/18/24 12:53	1
Naphthalene	0.0024	U	0.0050	0.0024	mg/L			12/18/24 12:53	1
n-Butylbenzene	0.00052	U	0.0010	0.00052	mg/L			12/18/24 12:53	1
N-Propylbenzene	0.00041	U	0.0010	0.00041	mg/L			12/18/24 12:53	1
o-Xylene	0.00026	U	0.0010	0.00026	mg/L			12/18/24 12:53	1
p-Isopropyltoluene	0.00044	U	0.0010	0.00044	mg/L			12/18/24 12:53	1
sec-Butylbenzene	0.00053	U	0.0010	0.00053	mg/L			12/18/24 12:53	1
Styrene	0.00027	U	0.0010	0.00027	mg/L			12/18/24 12:53	1
tert-Butylbenzene	0.00043	U	0.0010	0.00043	mg/L			12/18/24 12:53	1
Tetrachloroethene	0.00035	U	0.0010	0.00035	mg/L			12/18/24 12:53	1
Toluene	0.00025	U	0.0010	0.00025	mg/L			12/18/24 12:53	1
trans-1,2-Dichloroethene	0.00034	U	0.0010	0.00034	mg/L			12/18/24 12:53	1
trans-1,3-Dichloropropene	0.00023	U	0.0010	0.00023	mg/L			12/18/24 12:53	1
Trichloroethene	0.00020	U	0.0010	0.00020	mg/L			12/18/24 12:53	1
Trichlorofluoromethane	0.00033	U	0.0010	0.00033	mg/L			12/18/24 12:53	1
Vinyl acetate	0.00069	U	0.0020	0.00069	mg/L			12/18/24 12:53	1
Vinyl chloride	0.00040	U	0.0010	0.00040	mg/L			12/18/24 12:53	1
Xylenes, Total	0.00023	U	0.0010	0.00023	mg/L			12/18/24 12:53	1

Surrogate	*%Recovery*	*Qualifier*	*Limits*	*Prepared*	*Analyzed*	*Dil Fac*
1,2-Dichloroethane-d4 (Surr)	*95*		*60 - 124*		*12/18/24 12:53*	*1*
4-Bromofluorobenzene (Surr)	*97*		*70 - 130*		*12/18/24 12:53*	*1*
Dibromofluoromethane (Surr)	*98*		*70 - 130*		*12/18/24 12:53*	*1*
Toluene-d8 (Surr)	*98*		*70 - 130*		*12/18/24 12:53*	*1*

Method: SW846 8081B - Organochlorine Pesticides (GC)

Analyte	Result	Qualifier	RL	MDL	Unit	D	Prepared	Analyzed	Dil Fac
Heptachlor	0.0000010	U	0.000051	0.0000010	mg/L		12/16/24 10:14	12/16/24 23:47	1

Surrogate	*%Recovery*	*Qualifier*	*Limits*	*Prepared*	*Analyzed*	*Dil Fac*
DCB Decachlorobiphenyl	*41*		*30 - 130*	*12/16/24 10:14*	*12/16/24 23:47*	*1*

Client Sample ID: Equipment Blank
Lab Sample ID: 680-259739-13

Date Collected: 12/09/24 17:30
Matrix: Water
Date Received: 12/11/24 13:00

Method: SW846 8081B - Organochlorine Pesticides (GC) (Continued)

Surrogate	%Recovery	Qualifier	Limits	Prepared	Analyzed	Dil Fac
Tetrachloro-m-xylene	46		30 - 130	12/16/24 10:14	12/16/24 23:47	1

Client Sample ID: Trip Blank
Lab Sample ID: 680-259739-14

Date Collected: 12/09/24 08:00
Matrix: Water
Date Received: 12/11/24 13:00

Method: SW846 8260D - Volatile Organic Compounds by GC/MS

Analyte	Result	Qualifier	RL	MDL	Unit	D	Prepared	Analyzed	Dil Fac
1,1,1,2-Tetrachloroethane	0.00036	U	0.0010	0.00036	mg/L			12/18/24 13:15	1
1,1,1-Trichloroethane	0.00021	U	0.0010	0.00021	mg/L			12/18/24 13:15	1
1,1,2,2-Tetrachloroethane	0.00040	U	0.0010	0.00040	mg/L			12/18/24 13:15	1
1,1,2-Trichloroethane	0.00032	U	0.0010	0.00032	mg/L			12/18/24 13:15	1
1,1-Dichloroethane	0.00033	U	0.0010	0.00033	mg/L			12/18/24 13:15	1
1,1-Dichloroethene	0.00033	U	0.0010	0.00033	mg/L			12/18/24 13:15	1
1,1-Dichloropropene	0.00028	U	0.0010	0.00028	mg/L			12/18/24 13:15	1
1,2,3-Trichlorobenzene	0.00081	U	0.0050	0.00081	mg/L			12/18/24 13:15	1
1,2,3-Trichloropropane	0.00048	U	0.0010	0.00048	mg/L			12/18/24 13:15	1
1,2,4-Trichlorobenzene	0.00053	U	0.0050	0.00053	mg/L			12/18/24 13:15	1
1,2,4-Trimethylbenzene	0.00043	U	0.0010	0.00043	mg/L			12/18/24 13:15	1
1,2-Dibromo-3-Chloropropane	0.0018	U	0.0050	0.0018	mg/L			12/18/24 13:15	1
Ethylene Dibromide	0.00033	U	0.0010	0.00033	mg/L			12/18/24 13:15	1
1,2-Dichlorobenzene	0.00031	U	0.0010	0.00031	mg/L			12/18/24 13:15	1
1,2-Dichloroethane	0.00025	U	0.0010	0.00025	mg/L			12/18/24 13:15	1
1,2-Dichloroethene, Total	0.00037	U	0.0020	0.00037	mg/L			12/18/24 13:15	1
1,2-Dichloropropane	0.00022	U	0.0010	0.00022	mg/L			12/18/24 13:15	1
1,3,5-Trimethylbenzene	0.00028	U	0.0010	0.00028	mg/L			12/18/24 13:15	1
1,3-Dichlorobenzene	0.00031	U	0.0010	0.00031	mg/L			12/18/24 13:15	1
1,3-Dichloropropane	0.00036	U	0.0010	0.00036	mg/L			12/18/24 13:15	1
1,4-Dichlorobenzene	0.00031	U	0.0010	0.00031	mg/L			12/18/24 13:15	1
2,2-Dichloropropane	0.00035	U	0.0010	0.00035	mg/L			12/18/24 13:15	1
2-Butanone (MEK)	0.0064	U	0.010	0.0064	mg/L			12/18/24 13:15	1
2-Chlorotoluene	0.00025	U	0.0010	0.00025	mg/L			12/18/24 13:15	1
2-Hexanone	0.0032	U	0.010	0.0032	mg/L			12/18/24 13:15	1
4-Chlorotoluene	0.00041	U	0.0010	0.00041	mg/L			12/18/24 13:15	1
Acetone	0.0037	U	0.010	0.0037	mg/L			12/18/24 13:15	1
Benzene	0.00027	U	0.0010	0.00027	mg/L			12/18/24 13:15	1
Bromobenzene	0.00024	U	0.0010	0.00024	mg/L			12/18/24 13:15	1
Bromochloromethane	0.00034	U	0.0010	0.00034	mg/L			12/18/24 13:15	1
Dichlorobromomethane	0.00025	U	0.0010	0.00025	mg/L			12/18/24 13:15	1
Bromoform	0.00059	U	0.0010	0.00059	mg/L			12/18/24 13:15	1
Bromomethane	0.0037	U	0.0050	0.0037	mg/L			12/18/24 13:15	1
Carbon disulfide	0.00043	U	0.0020	0.00043	mg/L			12/18/24 13:15	1
Carbon tetrachloride	0.00030	U	0.0010	0.00030	mg/L			12/18/24 13:15	1
Chlorobenzene	0.00015	U	0.0010	0.00015	mg/L			12/18/24 13:15	1
Chloroethane	0.0046	U	0.0050	0.0046	mg/L			12/18/24 13:15	1
Chloroform	0.00027	U	0.0010	0.00027	mg/L			12/18/24 13:15	1
Chloromethane	0.00054	U	0.0010	0.00054	mg/L			12/18/24 13:15	1
cis-1,2-Dichloroethene	0.00025	U	0.0010	0.00025	mg/L			12/18/24 13:15	1
cis-1,3-Dichloropropene	0.00026	U	0.0010	0.00026	mg/L			12/18/24 13:15	1

Client Sample ID: Trip Blank
Lab Sample ID: 680-259739-14

Date Collected: 12/09/24 08:00
Matrix: Water
Date Received: 12/11/24 13:00

Method: SW846 8260D - Volatile Organic Compounds by GC/MS (Continued)

Analyte	Result	Qualifier	RL	MDL	Unit	D	Prepared	Analyzed	Dil Fac
Chlorodibromomethane	0.00039	U	0.0010	0.00039	mg/L			12/18/24 13:15	1
Dibromomethane	0.00034	U	0.0010	0.00034	mg/L			12/18/24 13:15	1
Dichlorodifluoromethane	0.00036	U	0.0010	0.00036	mg/L			12/18/24 13:15	1
Ethylbenzene	0.00020	U	0.0010	0.00020	mg/L			12/18/24 13:15	1
Hexachlorobutadiene	0.00022	U	0.0050	0.00022	mg/L			12/18/24 13:15	1
Isopropylbenzene	0.00026	U	0.0010	0.00026	mg/L			12/18/24 13:15	1
4-Methyl-2-pentanone (MIBK)	0.0027	U	0.010	0.0027	mg/L			12/18/24 13:15	1
Methyl tert-butyl ether	0.00081	U	0.0050	0.00081	mg/L			12/18/24 13:15	1
Methylene Chloride	0.0032	U	0.0050	0.0032	mg/L			12/18/24 13:15	1
m-Xylene & p-Xylene	0.00049	U	0.0010	0.00049	mg/L			12/18/24 13:15	1
Naphthalene	0.0024	U	0.0050	0.0024	mg/L			12/18/24 13:15	1
n-Butylbenzene	0.00052	U	0.0010	0.00052	mg/L			12/18/24 13:15	1
N-Propylbenzene	0.00041	U	0.0010	0.00041	mg/L			12/18/24 13:15	1
o-Xylene	0.00026	U	0.0010	0.00026	mg/L			12/18/24 13:15	1
p-Isopropyltoluene	0.00044	U	0.0010	0.00044	mg/L			12/18/24 13:15	1
sec-Butylbenzene	0.00053	U	0.0010	0.00053	mg/L			12/18/24 13:15	1
Styrene	0.00027	U	0.0010	0.00027	mg/L			12/18/24 13:15	1
tert-Butylbenzene	0.00043	U	0.0010	0.00043	mg/L			12/18/24 13:15	1
Tetrachloroethene	0.00035	U	0.0010	0.00035	mg/L			12/18/24 13:15	1
Toluene	0.00025	U	0.0010	0.00025	mg/L			12/18/24 13:15	1
trans-1,2-Dichloroethene	0.00034	U	0.0010	0.00034	mg/L			12/18/24 13:15	1
trans-1,3-Dichloropropene	0.00023	U	0.0010	0.00023	mg/L			12/18/24 13:15	1
Trichloroethene	0.00020	U	0.0010	0.00020	mg/L			12/18/24 13:15	1
Trichlorofluoromethane	0.00033	U	0.0010	0.00033	mg/L			12/18/24 13:15	1
Vinyl acetate	0.00069	U	0.0020	0.00069	mg/L			12/18/24 13:15	1
Vinyl chloride	0.00040	U	0.0010	0.00040	mg/L			12/18/24 13:15	1
Xylenes, Total	0.00023	U	0.0010	0.00023	mg/L			12/18/24 13:15	1

Surrogate	*%Recovery*	*Qualifier*	*Limits*	*Prepared*	*Analyzed*	*Dil Fac*
1,2-Dichloroethane-d4 (Surr)	*93*		*60 - 124*		*12/18/24 13:15*	*1*
4-Bromofluorobenzene (Surr)	*96*		*70 - 130*		*12/18/24 13:15*	*1*
Dibromofluoromethane (Surr)	*97*		*70 - 130*		*12/18/24 13:15*	*1*
Toluene-d8 (Surr)	*99*		*70 - 130*		*12/18/24 13:15*	*1*

Client Sample ID: Dup #1
Lab Sample ID: 680-259739-15

Date Collected: 12/09/24 00:00
Matrix: Water
Date Received: 12/11/24 13:00

Method: SW846 8260D - Volatile Organic Compounds by GC/MS

Analyte	Result	Qualifier	RL	MDL	Unit	D	Prepared	Analyzed	Dil Fac
1,1,1,2-Tetrachloroethane	0.00036	U	0.0010	0.00036	mg/L			12/18/24 15:05	1
1,1,1-Trichloroethane	0.00021	U	0.0010	0.00021	mg/L			12/18/24 15:05	1
1,1,2,2-Tetrachloroethane	0.00040	U	0.0010	0.00040	mg/L			12/18/24 15:05	1
1,1,2-Trichloroethane	0.00032	U	0.0010	0.00032	mg/L			12/18/24 15:05	1
1,1-Dichloroethane	0.00033	U	0.0010	0.00033	mg/L			12/18/24 15:05	1
1,1-Dichloroethene	0.00033	U	0.0010	0.00033	mg/L			12/18/24 15:05	1
1,1-Dichloropropene	0.00028	U	0.0010	0.00028	mg/L			12/18/24 15:05	1
1,2,3-Trichlorobenzene	0.00081	U	0.0050	0.00081	mg/L			12/18/24 15:05	1
1,2,3-Trichloropropane	0.00048	U	0.0010	0.00048	mg/L			12/18/24 15:05	1
1,2,4-Trichlorobenzene	0.00053	U	0.0050	0.00053	mg/L			12/18/24 15:05	1

Client Sample ID: Dup #1
Date Collected: 12/09/24 00:00
Date Received: 12/11/24 13:00

Lab Sample ID: 680-259739-15
Matrix: Water

Method: SW846 8260D - Volatile Organic Compounds by GC/MS (Continued)

Analyte	Result	Qualifier	RL	MDL	Unit	D	Prepared	Analyzed	Dil Fac
1,2,4-Trimethylbenzene	0.00043	U	0.0010	0.00043	mg/L			12/18/24 15:05	1
1,2-Dibromo-3-Chloropropane	0.0018	U	0.0050	0.0018	mg/L			12/18/24 15:05	1
Ethylene Dibromide	0.00033	U	0.0010	0.00033	mg/L			12/18/24 15:05	1
1,2-Dichlorobenzene	0.00031	U	0.0010	0.00031	mg/L			12/18/24 15:05	1
1,2-Dichloroethane	0.00025	U	0.0010	0.00025	mg/L			12/18/24 15:05	1
1,2-Dichloroethene, Total	0.00037	U	0.0020	0.00037	mg/L			12/18/24 15:05	1
1,2-Dichloropropane	0.00022	U	0.0010	0.00022	mg/L			12/18/24 15:05	1
1,3,5-Trimethylbenzene	0.00028	U	0.0010	0.00028	mg/L			12/18/24 15:05	1
1,3-Dichlorobenzene	0.00031	U	0.0010	0.00031	mg/L			12/18/24 15:05	1
1,3-Dichloropropane	0.00036	U	0.0010	0.00036	mg/L			12/18/24 15:05	1
1,4-Dichlorobenzene	0.00031	U	0.0010	0.00031	mg/L			12/18/24 15:05	1
2,2-Dichloropropane	0.00035	U	0.0010	0.00035	mg/L			12/18/24 15:05	1
2-Butanone (MEK)	0.0064	U	0.010	0.0064	mg/L			12/18/24 15:05	1
2-Chlorotoluene	0.00025	U	0.0010	0.00025	mg/L			12/18/24 15:05	1
2-Hexanone	0.0032	U	0.010	0.0032	mg/L			12/18/24 15:05	1
4-Chlorotoluene	0.00041	U	0.0010	0.00041	mg/L			12/18/24 15:05	1
Acetone	0.0037	U	0.010	0.0037	mg/L			12/18/24 15:05	1
Benzene	**0.00037**	**J**	0.0010	0.00027	mg/L			12/18/24 15:05	1
Bromobenzene	0.00024	U	0.0010	0.00024	mg/L			12/18/24 15:05	1
Bromochloromethane	0.00034	U	0.0010	0.00034	mg/L			12/18/24 15:05	1
Dichlorobromomethane	0.00025	U	0.0010	0.00025	mg/L			12/18/24 15:05	1
Bromoform	0.00059	U	0.0010	0.00059	mg/L			12/18/24 15:05	1
Bromomethane	0.0037	U	0.0050	0.0037	mg/L			12/18/24 15:05	1
Carbon disulfide	0.00043	U	0.0020	0.00043	mg/L			12/18/24 15:05	1
Carbon tetrachloride	0.00030	U	0.0010	0.00030	mg/L			12/18/24 15:05	1
Chlorobenzene	0.00015	U	0.0010	0.00015	mg/L			12/18/24 15:05	1
Chloroethane	0.0046	U	0.0050	0.0046	mg/L			12/18/24 15:05	1
Chloroform	0.00027	U	0.0010	0.00027	mg/L			12/18/24 15:05	1
Chloromethane	0.00054	U	0.0010	0.00054	mg/L			12/18/24 15:05	1
cis-1,2-Dichloroethene	0.00025	U	0.0010	0.00025	mg/L			12/18/24 15:05	1
cis-1,3-Dichloropropene	0.00026	U	0.0010	0.00026	mg/L			12/18/24 15:05	1
Chlorodibromomethane	0.00039	U	0.0010	0.00039	mg/L			12/18/24 15:05	1
Dibromomethane	0.00034	U	0.0010	0.00034	mg/L			12/18/24 15:05	1
Dichlorodifluoromethane	0.00036	U	0.0010	0.00036	mg/L			12/18/24 15:05	1
Ethylbenzene	0.00020	U	0.0010	0.00020	mg/L			12/18/24 15:05	1
Hexachlorobutadiene	0.00022	U	0.0050	0.00022	mg/L			12/18/24 15:05	1
Isopropylbenzene	**0.00051**	**J**	0.0010	0.00026	mg/L			12/18/24 15:05	1
4-Methyl-2-pentanone (MIBK)	0.0027	U	0.010	0.0027	mg/L			12/18/24 15:05	1
Methyl tert-butyl ether	0.00081	U	0.0050	0.00081	mg/L			12/18/24 15:05	1
Methylene Chloride	0.0032	U	0.0050	0.0032	mg/L			12/18/24 15:05	1
m-Xylene & p-Xylene	0.00049	U	0.0010	0.00049	mg/L			12/18/24 15:05	1
Naphthalene	0.0024	U	0.0050	0.0024	mg/L			12/18/24 15:05	1
n-Butylbenzene	0.00052	U	0.0010	0.00052	mg/L			12/18/24 15:05	1
N-Propylbenzene	0.00041	U	0.0010	0.00041	mg/L			12/18/24 15:05	1
o-Xylene	0.00026	U	0.0010	0.00026	mg/L			12/18/24 15:05	1
p-Isopropyltoluene	0.00044	U	0.0010	0.00044	mg/L			12/18/24 15:05	1
sec-Butylbenzene	0.00053	U	0.0010	0.00053	mg/L			12/18/24 15:05	1
Styrene	0.00027	U	0.0010	0.00027	mg/L			12/18/24 15:05	1
tert-Butylbenzene	0.00043	U	0.0010	0.00043	mg/L			12/18/24 15:05	1

Client Sample ID: Dup #1

Lab Sample ID: 680-259739-15

Date Collected: 12/09/24 00:00

Matrix: Water

Date Received: 12/11/24 13:00

Method: SW846 8260D - Volatile Organic Compounds by GC/MS (Continued)

Analyte	Result	Qualifier	RL	MDL	Unit	D	Prepared	Analyzed	Dil Fac
Tetrachloroethene	0.00035	U	0.0010	0.00035	mg/L			12/18/24 15:05	1
Toluene	0.00025	U	0.0010	0.00025	mg/L			12/18/24 15:05	1
trans-1,2-Dichloroethene	0.00034	U	0.0010	0.00034	mg/L			12/18/24 15:05	1
trans-1,3-Dichloropropene	0.00023	U	0.0010	0.00023	mg/L			12/18/24 15:05	1
Trichloroethene	0.00020	U	0.0010	0.00020	mg/L			12/18/24 15:05	1
Trichlorofluoromethane	0.00033	U	0.0010	0.00033	mg/L			12/18/24 15:05	1
Vinyl acetate	0.00069	U	0.0020	0.00069	mg/L			12/18/24 15:05	1
Vinyl chloride	0.00040	U	0.0010	0.00040	mg/L			12/18/24 15:05	1
Xylenes, Total	0.00023	U	0.0010	0.00023	mg/L			12/18/24 15:05	1

Surrogate	*%Recovery*	*Qualifier*	*Limits*	*Prepared*	*Analyzed*	*Dil Fac*
1,2-Dichloroethane-d4 (Surr)	*92*		*60 - 124*		*12/18/24 15:05*	*1*
4-Bromofluorobenzene (Surr)	*95*		*70 - 130*		*12/18/24 15:05*	*1*
Dibromofluoromethane (Surr)	*97*		*70 - 130*		*12/18/24 15:05*	*1*
Toluene-d8 (Surr)	*99*		*70 - 130*		*12/18/24 15:05*	*1*

Client Sample ID: MW-12S

Lab Sample ID: 680-259739-16

Date Collected: 12/10/24 09:45

Matrix: Water

Date Received: 12/11/24 13:00

Method: SW846 8260D - Volatile Organic Compounds by GC/MS

Analyte	Result	Qualifier	RL	MDL	Unit	D	Prepared	Analyzed	Dil Fac
1,1,1,2-Tetrachloroethane	0.00036	U	0.0010	0.00036	mg/L			12/18/24 15:27	1
1,1,1-Trichloroethane	0.00021	U	0.0010	0.00021	mg/L			12/18/24 15:27	1
1,1,2,2-Tetrachloroethane	0.00040	U	0.0010	0.00040	mg/L			12/18/24 15:27	1
1,1,2-Trichloroethane	0.00032	U	0.0010	0.00032	mg/L			12/18/24 15:27	1
1,1-Dichloroethane	**0.0010**		0.0010	0.00033	mg/L			12/18/24 15:27	1
1,1-Dichloroethene	**0.0028**		0.0010	0.00033	mg/L			12/18/24 15:27	1
1,1-Dichloropropene	0.00028	U	0.0010	0.00028	mg/L			12/18/24 15:27	1
1,2,3-Trichlorobenzene	0.00081	U	0.0050	0.00081	mg/L			12/18/24 15:27	1
1,2,3-Trichloropropane	0.00048	U	0.0010	0.00048	mg/L			12/18/24 15:27	1
1,2,4-Trichlorobenzene	0.00053	U	0.0050	0.00053	mg/L			12/18/24 15:27	1
1,2,4-Trimethylbenzene	0.00043	U	0.0010	0.00043	mg/L			12/18/24 15:27	1
1,2-Dibromo-3-Chloropropane	0.0018	U	0.0050	0.0018	mg/L			12/18/24 15:27	1
Ethylene Dibromide	0.00033	U	0.0010	0.00033	mg/L			12/18/24 15:27	1
1,2-Dichlorobenzene	0.00031	U	0.0010	0.00031	mg/L			12/18/24 15:27	1
1,2-Dichloroethane	0.00025	U	0.0010	0.00025	mg/L			12/18/24 15:27	1
1,2-Dichloroethene, Total	**0.0051**		0.0020	0.00037	mg/L			12/18/24 15:27	1
1,2-Dichloropropane	0.00022	U	0.0010	0.00022	mg/L			12/18/24 15:27	1
1,3,5-Trimethylbenzene	0.00028	U	0.0010	0.00028	mg/L			12/18/24 15:27	1
1,3-Dichlorobenzene	0.00031	U	0.0010	0.00031	mg/L			12/18/24 15:27	1
1,3-Dichloropropane	0.00036	U	0.0010	0.00036	mg/L			12/18/24 15:27	1
1,4-Dichlorobenzene	0.00031	U	0.0010	0.00031	mg/L			12/18/24 15:27	1
2,2-Dichloropropane	0.00035	U	0.0010	0.00035	mg/L			12/18/24 15:27	1
2-Butanone (MEK)	0.0064	U	0.010	0.0064	mg/L			12/18/24 15:27	1
2-Chlorotoluene	**0.00037**	**J**	0.0010	0.00025	mg/L			12/18/24 15:27	1
2-Hexanone	0.0032	U	0.010	0.0032	mg/L			12/18/24 15:27	1
4-Chlorotoluene	0.00041	U	0.0010	0.00041	mg/L			12/18/24 15:27	1
Acetone	0.0037	U	0.010	0.0037	mg/L			12/18/24 15:27	1
Benzene	**0.0020**		0.0010	0.00027	mg/L			12/18/24 15:27	1

Client Sample ID: MW-12S
Date Collected: 12/10/24 09:45
Date Received: 12/11/24 13:00

Lab Sample ID: 680-259739-16
Matrix: Water

Method: SW846 8260D - Volatile Organic Compounds by GC/MS (Continued)

Analyte	Result	Qualifier	RL	MDL	Unit	D	Prepared	Analyzed	Dil Fac
Bromobenzene	0.00024	U	0.0010	0.00024	mg/L			12/18/24 15:27	1
Bromochloromethane	0.00034	U	0.0010	0.00034	mg/L			12/18/24 15:27	1
Dichlorobromomethane	0.00025	U	0.0010	0.00025	mg/L			12/18/24 15:27	1
Bromoform	0.00059	U	0.0010	0.00059	mg/L			12/18/24 15:27	1
Bromomethane	0.0037	U	0.0050	0.0037	mg/L			12/18/24 15:27	1
Carbon disulfide	0.00043	U	0.0020	0.00043	mg/L			12/18/24 15:27	1
Carbon tetrachloride	0.00030	U	0.0010	0.00030	mg/L			12/18/24 15:27	1
Chlorobenzene	0.00015	U	0.0010	0.00015	mg/L			12/18/24 15:27	1
Chloroethane	0.0046	U	0.0050	0.0046	mg/L			12/18/24 15:27	1
Chloroform	0.00027	U	0.0010	0.00027	mg/L			12/18/24 15:27	1
Chloromethane	0.00054	U	0.0010	0.00054	mg/L			12/18/24 15:27	1
cis-1,2-Dichloroethene	**0.0051**		0.0010	0.00025	mg/L			12/18/24 15:27	1
cis-1,3-Dichloropropene	0.00026	U	0.0010	0.00026	mg/L			12/18/24 15:27	1
Chlorodibromomethane	0.00039	U	0.0010	0.00039	mg/L			12/18/24 15:27	1
Dibromomethane	0.00034	U	0.0010	0.00034	mg/L			12/18/24 15:27	1
Dichlorodifluoromethane	0.00036	U	0.0010	0.00036	mg/L			12/18/24 15:27	1
Ethylbenzene	0.00020	U	0.0010	0.00020	mg/L			12/18/24 15:27	1
Hexachlorobutadiene	0.00022	U	0.0050	0.00022	mg/L			12/18/24 15:27	1
Isopropylbenzene	0.00026	U	0.0010	0.00026	mg/L			12/18/24 15:27	1
4-Methyl-2-pentanone (MIBK)	0.0027	U	0.010	0.0027	mg/L			12/18/24 15:27	1
Methyl tert-butyl ether	0.00081	U	0.0050	0.00081	mg/L			12/18/24 15:27	1
Methylene Chloride	0.0032	U	0.0050	0.0032	mg/L			12/18/24 15:27	1
m-Xylene & p-Xylene	0.00049	U	0.0010	0.00049	mg/L			12/18/24 15:27	1
Naphthalene	0.0024	U	0.0050	0.0024	mg/L			12/18/24 15:27	1
n-Butylbenzene	0.00052	U	0.0010	0.00052	mg/L			12/18/24 15:27	1
N-Propylbenzene	0.00041	U	0.0010	0.00041	mg/L			12/18/24 15:27	1
o-Xylene	0.00026	U	0.0010	0.00026	mg/L			12/18/24 15:27	1
p-Isopropyltoluene	0.00044	U	0.0010	0.00044	mg/L			12/18/24 15:27	1
sec-Butylbenzene	0.00053	U	0.0010	0.00053	mg/L			12/18/24 15:27	1
Styrene	0.00027	U	0.0010	0.00027	mg/L			12/18/24 15:27	1
tert-Butylbenzene	0.00043	U	0.0010	0.00043	mg/L			12/18/24 15:27	1
Tetrachloroethene	0.00035	U	0.0010	0.00035	mg/L			12/18/24 15:27	1
Toluene	0.00025	U	0.0010	0.00025	mg/L			12/18/24 15:27	1
trans-1,2-Dichloroethene	0.00034	U	0.0010	0.00034	mg/L			12/18/24 15:27	1
trans-1,3-Dichloropropene	0.00023	U	0.0010	0.00023	mg/L			12/18/24 15:27	1
Trichloroethene	**0.0051**		0.0010	0.00020	mg/L			12/18/24 15:27	1
Trichlorofluoromethane	0.00033	U	0.0010	0.00033	mg/L			12/18/24 15:27	1
Vinyl acetate	0.00069	U	0.0020	0.00069	mg/L			12/18/24 15:27	1
Vinyl chloride	**0.0060**		0.0010	0.00040	mg/L			12/18/24 15:27	1
Xylenes, Total	0.00023	U	0.0010	0.00023	mg/L			12/18/24 15:27	1

Surrogate	*%Recovery*	*Qualifier*	*Limits*	*Prepared*	*Analyzed*	*Dil Fac*
1,2-Dichloroethane-d4 (Surr)	*93*		*60 - 124*		*12/18/24 15:27*	*1*
4-Bromofluorobenzene (Surr)	*99*		*70 - 130*		*12/18/24 15:27*	*1*
Dibromofluoromethane (Surr)	*96*		*70 - 130*		*12/18/24 15:27*	*1*
Toluene-d8 (Surr)	*99*		*70 - 130*		*12/18/24 15:27*	*1*

Method: SW846 8081B - Organochlorine Pesticides (GC)

Analyte	Result	Qualifier	RL	MDL	Unit	D	Prepared	Analyzed	Dil Fac
Heptachlor	0.0000010	U	0.000051	0.0000010	mg/L		12/16/24 10:14	12/17/24 00:05	1

Client Sample ID: MW-12S
Lab Sample ID: 680-259739-16

Date Collected: 12/10/24 09:45
Matrix: Water
Date Received: 12/11/24 13:00

Surrogate	%Recovery	Qualifier	Limits	Prepared	Analyzed	Dil Fac
DCB Decachlorobiphenyl	57		30 - 130	12/16/24 10:14	12/17/24 00:05	1
Tetrachloro-m-xylene	41		30 - 130	12/16/24 10:14	12/17/24 00:05	1

Client Sample ID: MW-6S
Lab Sample ID: 680-259739-17

Date Collected: 12/10/24 11:00
Matrix: Water
Date Received: 12/11/24 13:00

Method: SW846 8260D - Volatile Organic Compounds by GC/MS

Analyte	Result	Qualifier	RL	MDL	Unit	D	Prepared	Analyzed	Dil Fac
1,1,1,2-Tetrachloroethane	0.00036	U	0.0010	0.00036	mg/L			12/18/24 15:49	1
1,1,1-Trichloroethane	0.00021	U	0.0010	0.00021	mg/L			12/18/24 15:49	1
1,1,2,2-Tetrachloroethane	0.00040	U	0.0010	0.00040	mg/L			12/18/24 15:49	1
1,1,2-Trichloroethane	0.00032	U	0.0010	0.00032	mg/L			12/18/24 15:49	1
1,1-Dichloroethane	**0.0035**		0.0010	0.00033	mg/L			12/18/24 15:49	1
1,1-Dichloroethene	**0.0013**		0.0010	0.00033	mg/L			12/18/24 15:49	1
1,1-Dichloropropene	0.00028	U	0.0010	0.00028	mg/L			12/18/24 15:49	1
1,2,3-Trichlorobenzene	0.00081	U	0.0050	0.00081	mg/L			12/18/24 15:49	1
1,2,3-Trichloropropane	0.00048	U	0.0010	0.00048	mg/L			12/18/24 15:49	1
1,2,4-Trichlorobenzene	0.00053	U	0.0050	0.00053	mg/L			12/18/24 15:49	1
1,2,4-Trimethylbenzene	**0.0037**		0.0010	0.00043	mg/L			12/18/24 15:49	1
1,2-Dibromo-3-Chloropropane	0.0018	U	0.0050	0.0018	mg/L			12/18/24 15:49	1
Ethylene Dibromide	0.00033	U	0.0010	0.00033	mg/L			12/18/24 15:49	1
1,2-Dichlorobenzene	0.00031	U	0.0010	0.00031	mg/L			12/18/24 15:49	1
1,2-Dichloroethane	0.00025	U	0.0010	0.00025	mg/L			12/18/24 15:49	1
1,2-Dichloroethene, Total	**0.0026**		0.0020	0.00037	mg/L			12/18/24 15:49	1
1,2-Dichloropropane	0.00022	U	0.0010	0.00022	mg/L			12/18/24 15:49	1
1,3,5-Trimethylbenzene	0.00028	U	0.0010	0.00028	mg/L			12/18/24 15:49	1
1,3-Dichlorobenzene	0.00031	U	0.0010	0.00031	mg/L			12/18/24 15:49	1
1,3-Dichloropropane	0.00036	U	0.0010	0.00036	mg/L			12/18/24 15:49	1
1,4-Dichlorobenzene	0.00031	U	0.0010	0.00031	mg/L			12/18/24 15:49	1
2,2-Dichloropropane	0.00035	U	0.0010	0.00035	mg/L			12/18/24 15:49	1
2-Butanone (MEK)	0.0064	U	0.010	0.0064	mg/L			12/18/24 15:49	1
2-Chlorotoluene	0.00025	U	0.0010	0.00025	mg/L			12/18/24 15:49	1
2-Hexanone	0.0032	U	0.010	0.0032	mg/L			12/18/24 15:49	1
4-Chlorotoluene	0.00041	U	0.0010	0.00041	mg/L			12/18/24 15:49	1
Acetone	0.0037	U	0.010	0.0037	mg/L			12/18/24 15:49	1
Benzene	**0.011**		0.0010	0.00027	mg/L			12/18/24 15:49	1
Bromobenzene	0.00024	U	0.0010	0.00024	mg/L			12/18/24 15:49	1
Bromochloromethane	0.00034	U	0.0010	0.00034	mg/L			12/18/24 15:49	1
Dichlorobromomethane	0.00025	U	0.0010	0.00025	mg/L			12/18/24 15:49	1
Bromoform	0.00059	U	0.0010	0.00059	mg/L			12/18/24 15:49	1
Bromomethane	0.0037	U	0.0050	0.0037	mg/L			12/18/24 15:49	1
Carbon disulfide	0.00043	U	0.0020	0.00043	mg/L			12/18/24 15:49	1
Carbon tetrachloride	0.00030	U	0.0010	0.00030	mg/L			12/18/24 15:49	1
Chlorobenzene	0.00015	U	0.0010	0.00015	mg/L			12/18/24 15:49	1
Chloroethane	0.0046	U	0.0050	0.0046	mg/L			12/18/24 15:49	1
Chloroform	0.00027	U	0.0010	0.00027	mg/L			12/18/24 15:49	1
Chloromethane	0.00054	U	0.0010	0.00054	mg/L			12/18/24 15:49	1
cis-1,2-Dichloroethene	**0.0026**		0.0010	0.00025	mg/L			12/18/24 15:49	1
cis-1,3-Dichloropropene	0.00026	U	0.0010	0.00026	mg/L			12/18/24 15:49	1

Client Sample ID: MW-6S
Lab Sample ID: 680-259739-17

Date Collected: 12/10/24 11:00
Matrix: Water
Date Received: 12/11/24 13:00

Method: SW846 8260D - Volatile Organic Compounds by GC/MS (Continued)

Analyte	Result	Qualifier	RL	MDL	Unit	D	Prepared	Analyzed	Dil Fac
Chlorodibromomethane	0.00039	U	0.0010	0.00039	mg/L			12/18/24 15:49	1
Dibromomethane	0.00034	U	0.0010	0.00034	mg/L			12/18/24 15:49	1
Dichlorodifluoromethane	0.00036	U	0.0010	0.00036	mg/L			12/18/24 15:49	1
Ethylbenzene	**0.0012**		0.0010	0.00020	mg/L			12/18/24 15:49	1
Hexachlorobutadiene	0.00022	U	0.0050	0.00022	mg/L			12/18/24 15:49	1
Isopropylbenzene	**0.00061**	**J**	0.0010	0.00026	mg/L			12/18/24 15:49	1
4-Methyl-2-pentanone (MIBK)	0.0027	U	0.010	0.0027	mg/L			12/18/24 15:49	1
Methyl tert-butyl ether	0.00081	U	0.0050	0.00081	mg/L			12/18/24 15:49	1
Methylene Chloride	0.0032	U	0.0050	0.0032	mg/L			12/18/24 15:49	1
m-Xylene & p-Xylene	**0.0017**		0.0010	0.00049	mg/L			12/18/24 15:49	1
Naphthalene	0.0024	U	0.0050	0.0024	mg/L			12/18/24 15:49	1
n-Butylbenzene	0.00052	U	0.0010	0.00052	mg/L			12/18/24 15:49	1
N-Propylbenzene	**0.00048**	**J**	0.0010	0.00041	mg/L			12/18/24 15:49	1
o-Xylene	**0.00042**	**J**	0.0010	0.00026	mg/L			12/18/24 15:49	1
p-Isopropyltoluene	0.00044	U	0.0010	0.00044	mg/L			12/18/24 15:49	1
sec-Butylbenzene	0.00053	U	0.0010	0.00053	mg/L			12/18/24 15:49	1
Styrene	0.00027	U	0.0010	0.00027	mg/L			12/18/24 15:49	1
tert-Butylbenzene	0.00043	U	0.0010	0.00043	mg/L			12/18/24 15:49	1
Tetrachloroethene	0.00035	U	0.0010	0.00035	mg/L			12/18/24 15:49	1
Toluene	**0.00049**	**J**	0.0010	0.00025	mg/L			12/18/24 15:49	1
trans-1,2-Dichloroethene	0.00034	U	0.0010	0.00034	mg/L			12/18/24 15:49	1
trans-1,3-Dichloropropene	0.00023	U	0.0010	0.00023	mg/L			12/18/24 15:49	1
Trichloroethene	**0.0032**		0.0010	0.00020	mg/L			12/18/24 15:49	1
Trichlorofluoromethane	0.00033	U	0.0010	0.00033	mg/L			12/18/24 15:49	1
Vinyl acetate	0.00069	U	0.0020	0.00069	mg/L			12/18/24 15:49	1
Vinyl chloride	**0.0084**		0.0010	0.00040	mg/L			12/18/24 15:49	1
Xylenes, Total	**0.0021**		0.0010	0.00023	mg/L			12/18/24 15:49	1

Surrogate	*%Recovery*	*Qualifier*	*Limits*	*Prepared*	*Analyzed*	*Dil Fac*
1,2-Dichloroethane-d4 (Surr)	*97*		*60 - 124*		*12/18/24 15:49*	*1*
4-Bromofluorobenzene (Surr)	*96*		*70 - 130*		*12/18/24 15:49*	*1*
Dibromofluoromethane (Surr)	*98*		*70 - 130*		*12/18/24 15:49*	*1*
Toluene-d8 (Surr)	*101*		*70 - 130*		*12/18/24 15:49*	*1*

Method: SW846 8081B - Organochlorine Pesticides (GC)

Analyte	Result	Qualifier	RL	MDL	Unit	D	Prepared	Analyzed	Dil Fac
Heptachlor	0.0000010	U	0.000052	0.0000010	mg/L		12/16/24 10:14	12/17/24 00:23	1

Surrogate	*%Recovery*	*Qualifier*	*Limits*	*Prepared*	*Analyzed*	*Dil Fac*
DCB Decachlorobiphenyl	*41*		*30 - 130*	*12/16/24 10:14*	*12/17/24 00:23*	*1*
Tetrachloro-m-xylene	*51*		*30 - 130*	*12/16/24 10:14*	*12/17/24 00:23*	*1*

Client Sample ID: MW-11S
Lab Sample ID: 680-259739-18

Date Collected: 12/10/24 12:40
Matrix: Water
Date Received: 12/11/24 13:00

Method: SW846 8260D - Volatile Organic Compounds by GC/MS

Analyte	Result	Qualifier	RL	MDL	Unit	D	Prepared	Analyzed	Dil Fac
1,1,1,2-Tetrachloroethane	0.00036	U	0.0010	0.00036	mg/L			12/18/24 16:11	1
1,1,1-Trichloroethane	0.00021	U	0.0010	0.00021	mg/L			12/18/24 16:11	1
1,1,2,2-Tetrachloroethane	0.00040	U	0.0010	0.00040	mg/L			12/18/24 16:11	1

Client Sample ID: MW-11S
Date Collected: 12/10/24 12:40
Date Received: 12/11/24 13:00

Lab Sample ID: 680-259739-18
Matrix: Water

Method: SW846 8260D - Volatile Organic Compounds by GC/MS (Continued)

Analyte	Result	Qualifier	RL	MDL	Unit	D	Prepared	Analyzed	Dil Fac
1,1,2-Trichloroethane	0.00032	U	0.0010	0.00032	mg/L			12/18/24 16:11	1
1,1-Dichloroethane	0.00033	U	0.0010	0.00033	mg/L			12/18/24 16:11	1
1,1-Dichloroethene	0.00033	U	0.0010	0.00033	mg/L			12/18/24 16:11	1
1,1-Dichloropropene	0.00028	U	0.0010	0.00028	mg/L			12/18/24 16:11	1
1,2,3-Trichlorobenzene	0.00081	U	0.0050	0.00081	mg/L			12/18/24 16:11	1
1,2,3-Trichloropropane	0.00048	U	0.0010	0.00048	mg/L			12/18/24 16:11	1
1,2,4-Trichlorobenzene	0.00053	U	0.0050	0.00053	mg/L			12/18/24 16:11	1
1,2,4-Trimethylbenzene	0.00043	U	0.0010	0.00043	mg/L			12/18/24 16:11	1
1,2-Dibromo-3-Chloropropane	0.0018	U	0.0050	0.0018	mg/L			12/18/24 16:11	1
Ethylene Dibromide	0.00033	U	0.0010	0.00033	mg/L			12/18/24 16:11	1
1,2-Dichlorobenzene	0.00031	U	0.0010	0.00031	mg/L			12/18/24 16:11	1
1,2-Dichloroethane	0.00025	U	0.0010	0.00025	mg/L			12/18/24 16:11	1
1,2-Dichloroethene, Total	0.00037	U	0.0020	0.00037	mg/L			12/18/24 16:11	1
1,2-Dichloropropane	0.00022	U	0.0010	0.00022	mg/L			12/18/24 16:11	1
1,3,5-Trimethylbenzene	0.00028	U	0.0010	0.00028	mg/L			12/18/24 16:11	1
1,3-Dichlorobenzene	0.00031	U	0.0010	0.00031	mg/L			12/18/24 16:11	1
1,3-Dichloropropane	0.00036	U	0.0010	0.00036	mg/L			12/18/24 16:11	1
1,4-Dichlorobenzene	0.00031	U	0.0010	0.00031	mg/L			12/18/24 16:11	1
2,2-Dichloropropane	0.00035	U	0.0010	0.00035	mg/L			12/18/24 16:11	1
2-Butanone (MEK)	0.0064	U	0.010	0.0064	mg/L			12/18/24 16:11	1
2-Chlorotoluene	0.00025	U	0.0010	0.00025	mg/L			12/18/24 16:11	1
2-Hexanone	0.0032	U	0.010	0.0032	mg/L			12/18/24 16:11	1
4-Chlorotoluene	0.00041	U	0.0010	0.00041	mg/L			12/18/24 16:11	1
Acetone	0.0037	U	0.010	0.0037	mg/L			12/18/24 16:11	1
Benzene	0.00027	U	0.0010	0.00027	mg/L			12/18/24 16:11	1
Bromobenzene	0.00024	U	0.0010	0.00024	mg/L			12/18/24 16:11	1
Bromochloromethane	0.00034	U	0.0010	0.00034	mg/L			12/18/24 16:11	1
Dichlorobromomethane	0.00025	U	0.0010	0.00025	mg/L			12/18/24 16:11	1
Bromoform	0.00059	U	0.0010	0.00059	mg/L			12/18/24 16:11	1
Bromomethane	0.0037	U	0.0050	0.0037	mg/L			12/18/24 16:11	1
Carbon disulfide	0.00043	U	0.0020	0.00043	mg/L			12/18/24 16:11	1
Carbon tetrachloride	0.00030	U	0.0010	0.00030	mg/L			12/18/24 16:11	1
Chlorobenzene	0.00015	U	0.0010	0.00015	mg/L			12/18/24 16:11	1
Chloroethane	0.0046	U	0.0050	0.0046	mg/L			12/18/24 16:11	1
Chloroform	0.00027	U	0.0010	0.00027	mg/L			12/18/24 16:11	1
Chloromethane	0.00054	U	0.0010	0.00054	mg/L			12/18/24 16:11	1
cis-1,2-Dichloroethene	0.00025	U	0.0010	0.00025	mg/L			12/18/24 16:11	1
cis-1,3-Dichloropropene	0.00026	U	0.0010	0.00026	mg/L			12/18/24 16:11	1
Chlorodibromomethane	0.00039	U	0.0010	0.00039	mg/L			12/18/24 16:11	1
Dibromomethane	0.00034	U	0.0010	0.00034	mg/L			12/18/24 16:11	1
Dichlorodifluoromethane	0.00036	U	0.0010	0.00036	mg/L			12/18/24 16:11	1
Ethylbenzene	0.00020	U	0.0010	0.00020	mg/L			12/18/24 16:11	1
Hexachlorobutadiene	0.00022	U	0.0050	0.00022	mg/L			12/18/24 16:11	1
Isopropylbenzene	0.00026	U	0.0010	0.00026	mg/L			12/18/24 16:11	1
4-Methyl-2-pentanone (MIBK)	0.0027	U	0.010	0.0027	mg/L			12/18/24 16:11	1
Methyl tert-butyl ether	0.00081	U	0.0050	0.00081	mg/L			12/18/24 16:11	1
Methylene Chloride	0.0032	U	0.0050	0.0032	mg/L			12/18/24 16:11	1
m-Xylene & p-Xylene	0.00049	U	0.0010	0.00049	mg/L			12/18/24 16:11	1
Naphthalene	0.0024	U	0.0050	0.0024	mg/L			12/18/24 16:11	1

Client Sample ID: MW-11S
Lab Sample ID: 680-259739-18

Date Collected: 12/10/24 12:40
Matrix: Water
Date Received: 12/11/24 13:00

Method: SW846 8260D - Volatile Organic Compounds by GC/MS (Continued)

Analyte	Result	Qualifier	RL	MDL	Unit	D	Prepared	Analyzed	Dil Fac
n-Butylbenzene	0.00052	U	0.0010	0.00052	mg/L			12/18/24 16:11	1
N-Propylbenzene	0.00041	U	0.0010	0.00041	mg/L			12/18/24 16:11	1
o-Xylene	0.00026	U	0.0010	0.00026	mg/L			12/18/24 16:11	1
p-Isopropyltoluene	0.00044	U	0.0010	0.00044	mg/L			12/18/24 16:11	1
sec-Butylbenzene	0.00053	U	0.0010	0.00053	mg/L			12/18/24 16:11	1
Styrene	0.00027	U	0.0010	0.00027	mg/L			12/18/24 16:11	1
tert-Butylbenzene	0.00043	U	0.0010	0.00043	mg/L			12/18/24 16:11	1
Tetrachloroethene	**0.051**		0.0010	0.00035	mg/L			12/18/24 16:11	1
Toluene	0.00025	U	0.0010	0.00025	mg/L			12/18/24 16:11	1
trans-1,2-Dichloroethene	0.00034	U	0.0010	0.00034	mg/L			12/18/24 16:11	1
trans-1,3-Dichloropropene	0.00023	U	0.0010	0.00023	mg/L			12/18/24 16:11	1
Trichloroethene	0.00020	U	0.0010	0.00020	mg/L			12/18/24 16:11	1
Trichlorofluoromethane	0.00033	U	0.0010	0.00033	mg/L			12/18/24 16:11	1
Vinyl acetate	0.00069	U	0.0020	0.00069	mg/L			12/18/24 16:11	1
Vinyl chloride	0.00040	U	0.0010	0.00040	mg/L			12/18/24 16:11	1
Xylenes, Total	0.00023	U	0.0010	0.00023	mg/L			12/18/24 16:11	1

Surrogate	*%Recovery*	*Qualifier*	*Limits*	*Prepared*	*Analyzed*	*Dil Fac*
1,2-Dichloroethane-d4 (Surr)	*95*		*60 - 124*		*12/18/24 16:11*	*1*
4-Bromofluorobenzene (Surr)	*99*		*70 - 130*		*12/18/24 16:11*	*1*
Dibromofluoromethane (Surr)	*98*		*70 - 130*		*12/18/24 16:11*	*1*
Toluene-d8 (Surr)	*99*		*70 - 130*		*12/18/24 16:11*	*1*

Method: SW846 8081B - Organochlorine Pesticides (GC)

Analyte	Result	Qualifier	RL	MDL	Unit	D	Prepared	Analyzed	Dil Fac
Heptachlor	0.00000098	U	0.000049	0.00000098	mg/L		12/16/24 10:14	12/17/24 00:41	1

Surrogate	*%Recovery*	*Qualifier*	*Limits*	*Prepared*	*Analyzed*	*Dil Fac*
DCB Decachlorobiphenyl	*30*		*30 - 130*	*12/16/24 10:14*	*12/17/24 00:41*	*1*
Tetrachloro-m-xylene	*17*	*S1-*	*30 - 130*	*12/16/24 10:14*	*12/17/24 00:41*	*1*

Client Sample ID: MW-11D
Lab Sample ID: 680-259739-19

Date Collected: 12/10/24 14:00
Matrix: Water
Date Received: 12/11/24 13:00

Method: SW846 8260D - Volatile Organic Compounds by GC/MS

Analyte	Result	Qualifier	RL	MDL	Unit	D	Prepared	Analyzed	Dil Fac
1,1,1,2-Tetrachloroethane	0.00036	U	0.0010	0.00036	mg/L			12/18/24 16:33	1
1,1,1-Trichloroethane	0.00021	U	0.0010	0.00021	mg/L			12/18/24 16:33	1
1,1,2,2-Tetrachloroethane	0.00040	U	0.0010	0.00040	mg/L			12/18/24 16:33	1
1,1,2-Trichloroethane	0.00032	U	0.0010	0.00032	mg/L			12/18/24 16:33	1
1,1-Dichloroethane	0.00033	U	0.0010	0.00033	mg/L			12/18/24 16:33	1
1,1-Dichloroethene	0.00033	U	0.0010	0.00033	mg/L			12/18/24 16:33	1
1,1-Dichloropropene	0.00028	U	0.0010	0.00028	mg/L			12/18/24 16:33	1
1,2,3-Trichlorobenzene	0.00081	U	0.0050	0.00081	mg/L			12/18/24 16:33	1
1,2,3-Trichloropropane	0.00048	U	0.0010	0.00048	mg/L			12/18/24 16:33	1
1,2,4-Trichlorobenzene	0.00053	U	0.0050	0.00053	mg/L			12/18/24 16:33	1
1,2,4-Trimethylbenzene	0.00043	U	0.0010	0.00043	mg/L			12/18/24 16:33	1
1,2-Dibromo-3-Chloropropane	0.0018	U	0.0050	0.0018	mg/L			12/18/24 16:33	1
Ethylene Dibromide	0.00033	U	0.0010	0.00033	mg/L			12/18/24 16:33	1

Client: Trihydro Corporation
Project/Site: PFSG, Valdosta GA Site

Job ID: 680-259739-1

Client Sample ID: MW-11D
Date Collected: 12/10/24 14:00
Date Received: 12/11/24 13:00

Lab Sample ID: 680-259739-19
Matrix: Water

Method: SW846 8260D - Volatile Organic Compounds by GC/MS (Continued)

Analyte	Result	Qualifier	RL	MDL	Unit	D	Prepared	Analyzed	Dil Fac
1,2-Dichlorobenzene	0.00031	U	0.0010	0.00031	mg/L			12/18/24 16:33	1
1,2-Dichloroethane	0.00025	U	0.0010	0.00025	mg/L			12/18/24 16:33	1
1,2-Dichloroethene, Total	0.00037	U	0.0020	0.00037	mg/L			12/18/24 16:33	1
1,2-Dichloropropane	0.00022	U	0.0010	0.00022	mg/L			12/18/24 16:33	1
1,3,5-Trimethylbenzene	0.00028	U	0.0010	0.00028	mg/L			12/18/24 16:33	1
1,3-Dichlorobenzene	0.00031	U	0.0010	0.00031	mg/L			12/18/24 16:33	1
1,3-Dichloropropane	0.00036	U	0.0010	0.00036	mg/L			12/18/24 16:33	1
1,4-Dichlorobenzene	0.00031	U	0.0010	0.00031	mg/L			12/18/24 16:33	1
2,2-Dichloropropane	0.00035	U	0.0010	0.00035	mg/L			12/18/24 16:33	1
2-Butanone (MEK)	0.0064	U	0.010	0.0064	mg/L			12/18/24 16:33	1
2-Chlorotoluene	0.00025	U	0.0010	0.00025	mg/L			12/18/24 16:33	1
2-Hexanone	0.0032	U	0.010	0.0032	mg/L			12/18/24 16:33	1
4-Chlorotoluene	0.00041	U	0.0010	0.00041	mg/L			12/18/24 16:33	1
Acetone	0.0037	U	0.010	0.0037	mg/L			12/18/24 16:33	1
Benzene	0.00027	U	0.0010	0.00027	mg/L			12/18/24 16:33	1
Bromobenzene	0.00024	U	0.0010	0.00024	mg/L			12/18/24 16:33	1
Bromochloromethane	0.00034	U	0.0010	0.00034	mg/L			12/18/24 16:33	1
Dichlorobromomethane	0.00025	U	0.0010	0.00025	mg/L			12/18/24 16:33	1
Bromoform	0.00059	U	0.0010	0.00059	mg/L			12/18/24 16:33	1
Bromomethane	0.0037	U	0.0050	0.0037	mg/L			12/18/24 16:33	1
Carbon disulfide	0.00043	U	0.0020	0.00043	mg/L			12/18/24 16:33	1
Carbon tetrachloride	0.00030	U	0.0010	0.00030	mg/L			12/18/24 16:33	1
Chlorobenzene	0.00015	U	0.0010	0.00015	mg/L			12/18/24 16:33	1
Chloroethane	0.0046	U	0.0050	0.0046	mg/L			12/18/24 16:33	1
Chloroform	0.00027	U	0.0010	0.00027	mg/L			12/18/24 16:33	1
Chloromethane	0.00054	U	0.0010	0.00054	mg/L			12/18/24 16:33	1
cis-1,2-Dichloroethene	0.00025	U	0.0010	0.00025	mg/L			12/18/24 16:33	1
cis-1,3-Dichloropropene	0.00026	U	0.0010	0.00026	mg/L			12/18/24 16:33	1
Chlorodibromomethane	0.00039	U	0.0010	0.00039	mg/L			12/18/24 16:33	1
Dibromomethane	0.00034	U	0.0010	0.00034	mg/L			12/18/24 16:33	1
Dichlorodifluoromethane	0.00036	U	0.0010	0.00036	mg/L			12/18/24 16:33	1
Ethylbenzene	0.00020	U	0.0010	0.00020	mg/L			12/18/24 16:33	1
Hexachlorobutadiene	0.00022	U	0.0050	0.00022	mg/L			12/18/24 16:33	1
Isopropylbenzene	0.00026	U	0.0010	0.00026	mg/L			12/18/24 16:33	1
4-Methyl-2-pentanone (MIBK)	0.0027	U	0.010	0.0027	mg/L			12/18/24 16:33	1
Methyl tert-butyl ether	0.00081	U	0.0050	0.00081	mg/L			12/18/24 16:33	1
Methylene Chloride	0.0032	U	0.0050	0.0032	mg/L			12/18/24 16:33	1
m-Xylene & p-Xylene	0.00049	U	0.0010	0.00049	mg/L			12/18/24 16:33	1
Naphthalene	0.0024	U	0.0050	0.0024	mg/L			12/18/24 16:33	1
n-Butylbenzene	0.00052	U	0.0010	0.00052	mg/L			12/18/24 16:33	1
N-Propylbenzene	0.00041	U	0.0010	0.00041	mg/L			12/18/24 16:33	1
o-Xylene	0.00026	U	0.0010	0.00026	mg/L			12/18/24 16:33	1
p-Isopropyltoluene	0.00044	U	0.0010	0.00044	mg/L			12/18/24 16:33	1
sec-Butylbenzene	0.00053	U	0.0010	0.00053	mg/L			12/18/24 16:33	1
Styrene	0.00027	U	0.0010	0.00027	mg/L			12/18/24 16:33	1
tert-Butylbenzene	0.00043	U	0.0010	0.00043	mg/L			12/18/24 16:33	1
Tetrachloroethene	**0.15**		0.0010	0.00035	mg/L			12/18/24 16:33	1
Toluene	0.00025	U	0.0010	0.00025	mg/L			12/18/24 16:33	1
trans-1,2-Dichloroethene	0.00034	U	0.0010	0.00034	mg/L			12/18/24 16:33	1

Client Sample ID: MW-11D
Lab Sample ID: 680-259739-19

Date Collected: 12/10/24 14:00
Matrix: Water
Date Received: 12/11/24 13:00

Method: SW846 8260D - Volatile Organic Compounds by GC/MS (Continued)

Analyte	Result	Qualifier	RL	MDL	Unit	D	Prepared	Analyzed	Dil Fac
trans-1,3-Dichloropropene	0.00023	U	0.0010	0.00023	mg/L			12/18/24 16:33	1
Trichloroethene	0.00020	U	0.0010	0.00020	mg/L			12/18/24 16:33	1
Trichlorofluoromethane	0.00033	U	0.0010	0.00033	mg/L			12/18/24 16:33	1
Vinyl acetate	0.00069	U	0.0020	0.00069	mg/L			12/18/24 16:33	1
Vinyl chloride	0.00040	U	0.0010	0.00040	mg/L			12/18/24 16:33	1
Xylenes, Total	0.00023	U	0.0010	0.00023	mg/L			12/18/24 16:33	1

Surrogate	*%Recovery*	*Qualifier*	*Limits*	*Prepared*	*Analyzed*	*Dil Fac*
1,2-Dichloroethane-d4 (Surr)	*94*		*60 - 124*		*12/18/24 16:33*	*1*
4-Bromofluorobenzene (Surr)	*97*		*70 - 130*		*12/18/24 16:33*	*1*
Dibromofluoromethane (Surr)	*99*		*70 - 130*		*12/18/24 16:33*	*1*
Toluene-d8 (Surr)	*101*		*70 - 130*		*12/18/24 16:33*	*1*

Method: SW846 8081B - Organochlorine Pesticides (GC)

Analyte	Result	Qualifier	RL	MDL	Unit	D	Prepared	Analyzed	Dil Fac
Heptachlor	0.0000011	U	0.000053	0.0000011	mg/L		12/16/24 10:14	12/17/24 00:58	1

Surrogate	*%Recovery*	*Qualifier*	*Limits*	*Prepared*	*Analyzed*	*Dil Fac*
DCB Decachlorobiphenyl	*50*		*30 - 130*	*12/16/24 10:14*	*12/17/24 00:58*	*1*
Tetrachloro-m-xylene	*40*		*30 - 130*	*12/16/24 10:14*	*12/17/24 00:58*	*1*

Client Sample ID: MW-13D
Lab Sample ID: 680-259739-20

Date Collected: 12/10/24 15:30
Matrix: Water
Date Received: 12/11/24 13:00

Method: SW846 8260D - Volatile Organic Compounds by GC/MS

Analyte	Result	Qualifier	RL	MDL	Unit	D	Prepared	Analyzed	Dil Fac
1,1,1,2-Tetrachloroethane	0.0018	U	0.0050	0.0018	mg/L			12/18/24 19:08	5
1,1,1-Trichloroethane	**1.2**		0.010	0.0021	mg/L			12/19/24 18:38	10
1,1,2,2-Tetrachloroethane	0.0020	U	0.0050	0.0020	mg/L			12/18/24 19:08	5
1,1,2-Trichloroethane	0.0016	U	0.0050	0.0016	mg/L			12/18/24 19:08	5
1,1-Dichloroethane	**0.0073**		0.0050	0.0017	mg/L			12/18/24 19:08	5
1,1-Dichloroethene	**0.59**		0.0050	0.0017	mg/L			12/18/24 19:08	5
1,1-Dichloropropene	0.0014	U	0.0050	0.0014	mg/L			12/18/24 19:08	5
1,2,3-Trichlorobenzene	0.0041	U	0.025	0.0041	mg/L			12/18/24 19:08	5
1,2,3-Trichloropropane	0.0024	U	0.0050	0.0024	mg/L			12/18/24 19:08	5
1,2,4-Trichlorobenzene	0.0027	U	0.025	0.0027	mg/L			12/18/24 19:08	5
1,2,4-Trimethylbenzene	0.0022	U	0.0050	0.0022	mg/L			12/18/24 19:08	5
1,2-Dibromo-3-Chloropropane	0.0090	U	0.025	0.0090	mg/L			12/18/24 19:08	5
Ethylene Dibromide	0.0017	U	0.0050	0.0017	mg/L			12/18/24 19:08	5
1,2-Dichlorobenzene	0.0016	U	0.0050	0.0016	mg/L			12/18/24 19:08	5
1,2-Dichloroethane	0.0013	U	0.0050	0.0013	mg/L			12/18/24 19:08	5
1,2-Dichloroethene, Total	0.0019	U	0.010	0.0019	mg/L			12/18/24 19:08	5
1,2-Dichloropropane	0.0011	U	0.0050	0.0011	mg/L			12/18/24 19:08	5
1,3,5-Trimethylbenzene	0.0014	U	0.0050	0.0014	mg/L			12/18/24 19:08	5
1,3-Dichlorobenzene	0.0016	U	0.0050	0.0016	mg/L			12/18/24 19:08	5
1,3-Dichloropropane	0.0018	U	0.0050	0.0018	mg/L			12/18/24 19:08	5
1,4-Dichlorobenzene	0.0016	U	0.0050	0.0016	mg/L			12/18/24 19:08	5
2,2-Dichloropropane	0.0018	U	0.0050	0.0018	mg/L			12/18/24 19:08	5
2-Butanone (MEK)	0.032	U	0.050	0.032	mg/L			12/18/24 19:08	5
2-Chlorotoluene	0.0013	U	0.0050	0.0013	mg/L			12/18/24 19:08	5

Client Sample ID: MW-13D
Date Collected: 12/10/24 15:30
Date Received: 12/11/24 13:00

Lab Sample ID: 680-259739-20
Matrix: Water

Method: SW846 8260D - Volatile Organic Compounds by GC/MS (Continued)

Analyte	Result	Qualifier	RL	MDL	Unit	D	Prepared	Analyzed	Dil Fac
2-Hexanone	0.016	U	0.050	0.016	mg/L			12/18/24 19:08	5
4-Chlorotoluene	0.0021	U	0.0050	0.0021	mg/L			12/18/24 19:08	5
Acetone	**0.20**		0.050	0.019	mg/L			12/18/24 19:08	5
Benzene	0.0014	U	0.0050	0.0014	mg/L			12/18/24 19:08	5
Bromobenzene	0.0012	U	0.0050	0.0012	mg/L			12/18/24 19:08	5
Bromochloromethane	0.0017	U	0.0050	0.0017	mg/L			12/18/24 19:08	5
Dichlorobromomethane	0.0013	U	0.0050	0.0013	mg/L			12/18/24 19:08	5
Bromoform	0.0030	U	0.0050	0.0030	mg/L			12/18/24 19:08	5
Bromomethane	0.019	U	0.025	0.019	mg/L			12/18/24 19:08	5
Carbon disulfide	0.0022	U	0.010	0.0022	mg/L			12/18/24 19:08	5
Carbon tetrachloride	0.0015	U	0.0050	0.0015	mg/L			12/18/24 19:08	5
Chlorobenzene	0.00075	U	0.0050	0.00075	mg/L			12/18/24 19:08	5
Chloroethane	0.023	U	0.025	0.023	mg/L			12/18/24 19:08	5
Chloroform	0.0014	U	0.0050	0.0014	mg/L			12/18/24 19:08	5
Chloromethane	0.0027	U	0.0050	0.0027	mg/L			12/18/24 19:08	5
cis-1,2-Dichloroethene	0.0013	U	0.0050	0.0013	mg/L			12/18/24 19:08	5
cis-1,3-Dichloropropene	0.0013	U	0.0050	0.0013	mg/L			12/18/24 19:08	5
Chlorodibromomethane	0.0020	U	0.0050	0.0020	mg/L			12/18/24 19:08	5
Dibromomethane	0.0017	U	0.0050	0.0017	mg/L			12/18/24 19:08	5
Dichlorodifluoromethane	0.0018	U	0.0050	0.0018	mg/L			12/18/24 19:08	5
Ethylbenzene	**0.0022**	**J**	0.0050	0.0010	mg/L			12/18/24 19:08	5
Hexachlorobutadiene	0.0011	U	0.025	0.0011	mg/L			12/18/24 19:08	5
Isopropylbenzene	0.0013	U	0.0050	0.0013	mg/L			12/18/24 19:08	5
4-Methyl-2-pentanone (MIBK)	0.014	U	0.050	0.014	mg/L			12/18/24 19:08	5
Methyl tert-butyl ether	0.0041	U	0.025	0.0041	mg/L			12/18/24 19:08	5
Methylene Chloride	**0.023**	**J**	0.025	0.016	mg/L			12/18/24 19:08	5
m-Xylene & p-Xylene	**0.0070**		0.0050	0.0025	mg/L			12/18/24 19:08	5
Naphthalene	0.012	U	0.025	0.012	mg/L			12/18/24 19:08	5
n-Butylbenzene	0.0026	U	0.0050	0.0026	mg/L			12/18/24 19:08	5
N-Propylbenzene	0.0021	U	0.0050	0.0021	mg/L			12/18/24 19:08	5
o-Xylene	**0.0019**	**J**	0.0050	0.0013	mg/L			12/18/24 19:08	5
p-Isopropyltoluene	0.0022	U	0.0050	0.0022	mg/L			12/18/24 19:08	5
sec-Butylbenzene	0.0027	U	0.0050	0.0027	mg/L			12/18/24 19:08	5
Styrene	0.0014	U	0.0050	0.0014	mg/L			12/18/24 19:08	5
tert-Butylbenzene	0.0022	U	0.0050	0.0022	mg/L			12/18/24 19:08	5
Tetrachloroethene	**0.21**		0.0050	0.0018	mg/L			12/18/24 19:08	5
Toluene	**0.14**		0.0050	0.0013	mg/L			12/18/24 19:08	5
trans-1,2-Dichloroethene	0.0017	U	0.0050	0.0017	mg/L			12/18/24 19:08	5
trans-1,3-Dichloropropene	0.0012	U	0.0050	0.0012	mg/L			12/18/24 19:08	5
Trichloroethene	**0.12**		0.010	0.0020	mg/L			12/19/24 18:38	10
Trichlorofluoromethane	0.0033	U	0.010	0.0033	mg/L			12/19/24 18:38	10
Vinyl acetate	0.0035	U	0.010	0.0035	mg/L			12/18/24 19:08	5
Vinyl chloride	0.0020	U	0.0050	0.0020	mg/L			12/18/24 19:08	5
Xylenes, Total	**0.0089**		0.0050	0.0012	mg/L			12/18/24 19:08	5

Surrogate	*%Recovery*	*Qualifier*	*Limits*	*Prepared*	*Analyzed*	*Dil Fac*
1,2-Dichloroethane-d4 (Surr)	*95*		*60 - 124*		*12/18/24 19:08*	*5*
1,2-Dichloroethane-d4 (Surr)	*99*		*60 - 124*		*12/19/24 18:38*	*10*
4-Bromofluorobenzene (Surr)	*101*		*70 - 130*		*12/18/24 19:08*	*5*
4-Bromofluorobenzene (Surr)	*103*		*70 - 130*		*12/19/24 18:38*	*10*

Client Sample ID: MW-13D

Lab Sample ID: 680-259739-20

Date Collected: 12/10/24 15:30

Matrix: Water

Date Received: 12/11/24 13:00

Method: SW846 8260D - Volatile Organic Compounds by GC/MS (Continued)

Surrogate	*%Recovery*	*Qualifier*	*Limits*	*Prepared*	*Analyzed*	*Dil Fac*
Dibromofluoromethane (Surr)	*101*		*70 - 130*		*12/18/24 19:08*	*5*
Dibromofluoromethane (Surr)	*99*		*70 - 130*		*12/19/24 18:38*	*10*
Toluene-d8 (Surr)	*104*		*70 - 130*		*12/18/24 19:08*	*5*
Toluene-d8 (Surr)	*92*		*70 - 130*		*12/19/24 18:38*	*10*

Method: SW846 8081B - Organochlorine Pesticides (GC)

Analyte	Result	Qualifier	RL	MDL	Unit	D	Prepared	Analyzed	Dil Fac
Heptachlor	0.00000098	U	0.000049	0.00000098	mg/L		12/16/24 10:14	12/17/24 01:16	1

Surrogate	*%Recovery*	*Qualifier*	*Limits*	*Prepared*	*Analyzed*	*Dil Fac*
DCB Decachlorobiphenyl	*61*		*30 - 130*	*12/16/24 10:14*	*12/17/24 01:16*	*1*
Tetrachloro-m-xylene	*49*		*30 - 130*	*12/16/24 10:14*	*12/17/24 01:16*	*1*

Client Sample ID: MW-13S

Lab Sample ID: 680-259739-21

Date Collected: 12/10/24 16:35

Matrix: Water

Date Received: 12/11/24 13:00

Method: SW846 8260D - Volatile Organic Compounds by GC/MS

Analyte	Result	Qualifier	RL	MDL	Unit	D	Prepared	Analyzed	Dil Fac
1,1,1,2-Tetrachloroethane	0.00036	U	0.0010	0.00036	mg/L			12/18/24 16:55	1
1,1,1-Trichloroethane	**0.72**		0.0050	0.0011	mg/L			12/18/24 19:27	5
1,1,2,2-Tetrachloroethane	0.00040	U	0.0010	0.00040	mg/L			12/18/24 16:55	1
1,1,2-Trichloroethane	0.00032	U	0.0010	0.00032	mg/L			12/18/24 16:55	1
1,1-Dichloroethane	**0.18**		0.0010	0.00033	mg/L			12/18/24 16:55	1
1,1-Dichloroethene	**0.13**		0.0010	0.00033	mg/L			12/18/24 16:55	1
1,1-Dichloropropene	0.00028	U	0.0010	0.00028	mg/L			12/18/24 16:55	1
1,2,3-Trichlorobenzene	0.00081	U	0.0050	0.00081	mg/L			12/18/24 16:55	1
1,2,3-Trichloropropane	0.00048	U	0.0010	0.00048	mg/L			12/18/24 16:55	1
1,2,4-Trichlorobenzene	0.00053	U	0.0050	0.00053	mg/L			12/18/24 16:55	1
1,2,4-Trimethylbenzene	0.00043	U	0.0010	0.00043	mg/L			12/18/24 16:55	1
1,2-Dibromo-3-Chloropropane	0.0018	U	0.0050	0.0018	mg/L			12/18/24 16:55	1
Ethylene Dibromide	0.00033	U	0.0010	0.00033	mg/L			12/18/24 16:55	1
1,2-Dichlorobenzene	0.00031	U	0.0010	0.00031	mg/L			12/18/24 16:55	1
1,2-Dichloroethane	0.00025	U	0.0010	0.00025	mg/L			12/18/24 16:55	1
1,2-Dichloroethene, Total	**0.11**		0.0020	0.00037	mg/L			12/18/24 16:55	1
1,2-Dichloropropane	0.00022	U	0.0010	0.00022	mg/L			12/18/24 16:55	1
1,3,5-Trimethylbenzene	0.00028	U	0.0010	0.00028	mg/L			12/18/24 16:55	1
1,3-Dichlorobenzene	0.00031	U	0.0010	0.00031	mg/L			12/18/24 16:55	1
1,3-Dichloropropane	0.00036	U	0.0010	0.00036	mg/L			12/18/24 16:55	1
1,4-Dichlorobenzene	0.00031	U	0.0010	0.00031	mg/L			12/18/24 16:55	1
2,2-Dichloropropane	0.00035	U	0.0010	0.00035	mg/L			12/18/24 16:55	1
2-Butanone (MEK)	0.0064	U	0.010	0.0064	mg/L			12/18/24 16:55	1
2-Chlorotoluene	0.00025	U	0.0010	0.00025	mg/L			12/18/24 16:55	1
2-Hexanone	0.0032	U	0.010	0.0032	mg/L			12/18/24 16:55	1
4-Chlorotoluene	0.00041	U	0.0010	0.00041	mg/L			12/18/24 16:55	1
Acetone	0.0037	U	0.010	0.0037	mg/L			12/18/24 16:55	1
Benzene	0.00027	U	0.0010	0.00027	mg/L			12/18/24 16:55	1
Bromobenzene	0.00024	U	0.0010	0.00024	mg/L			12/18/24 16:55	1
Bromochloromethane	0.00034	U	0.0010	0.00034	mg/L			12/18/24 16:55	1

Client Sample ID: MW-13S
Date Collected: 12/10/24 16:35
Date Received: 12/11/24 13:00

Lab Sample ID: 680-259739-21
Matrix: Water

Method: SW846 8260D - Volatile Organic Compounds by GC/MS (Continued)

Analyte	Result	Qualifier	RL	MDL	Unit	D	Prepared	Analyzed	Dil Fac
Dichlorobromomethane	0.00025	U	0.0010	0.00025	mg/L			12/18/24 16:55	1
Bromoform	0.00059	U	0.0010	0.00059	mg/L			12/18/24 16:55	1
Bromomethane	0.0037	U	0.0050	0.0037	mg/L			12/18/24 16:55	1
Carbon disulfide	0.00043	U	0.0020	0.00043	mg/L			12/18/24 16:55	1
Carbon tetrachloride	0.00030	U	0.0010	0.00030	mg/L			12/18/24 16:55	1
Chlorobenzene	0.00015	U	0.0010	0.00015	mg/L			12/18/24 16:55	1
Chloroethane	0.0046	U	0.0050	0.0046	mg/L			12/18/24 16:55	1
Chloroform	0.00027	U	0.0010	0.00027	mg/L			12/18/24 16:55	1
Chloromethane	0.00054	U	0.0010	0.00054	mg/L			12/18/24 16:55	1
cis-1,2-Dichloroethene	**0.11**		0.0010	0.00025	mg/L			12/18/24 16:55	1
cis-1,3-Dichloropropene	0.00026	U	0.0010	0.00026	mg/L			12/18/24 16:55	1
Chlorodibromomethane	0.00039	U	0.0010	0.00039	mg/L			12/18/24 16:55	1
Dibromomethane	0.00034	U	0.0010	0.00034	mg/L			12/18/24 16:55	1
Dichlorodifluoromethane	0.00036	U	0.0010	0.00036	mg/L			12/18/24 16:55	1
Ethylbenzene	**0.0025**		0.0010	0.00020	mg/L			12/18/24 16:55	1
Hexachlorobutadiene	0.00022	U	0.0050	0.00022	mg/L			12/18/24 16:55	1
Isopropylbenzene	0.00026	U	0.0010	0.00026	mg/L			12/18/24 16:55	1
4-Methyl-2-pentanone (MIBK)	0.0027	U	0.010	0.0027	mg/L			12/18/24 16:55	1
Methyl tert-butyl ether	0.00081	U	0.0050	0.00081	mg/L			12/18/24 16:55	1
Methylene Chloride	0.0032	U	0.0050	0.0032	mg/L			12/18/24 16:55	1
m-Xylene & p-Xylene	**0.0044**		0.0010	0.00049	mg/L			12/18/24 16:55	1
Naphthalene	0.0024	U	0.0050	0.0024	mg/L			12/18/24 16:55	1
n-Butylbenzene	0.00052	U	0.0010	0.00052	mg/L			12/18/24 16:55	1
N-Propylbenzene	0.00041	U	0.0010	0.00041	mg/L			12/18/24 16:55	1
o-Xylene	**0.0019**		0.0010	0.00026	mg/L			12/18/24 16:55	1
p-Isopropyltoluene	0.00044	U	0.0010	0.00044	mg/L			12/18/24 16:55	1
sec-Butylbenzene	0.00053	U	0.0010	0.00053	mg/L			12/18/24 16:55	1
Styrene	0.00027	U	0.0010	0.00027	mg/L			12/18/24 16:55	1
tert-Butylbenzene	0.00043	U	0.0010	0.00043	mg/L			12/18/24 16:55	1
Tetrachloroethene	**0.0057**		0.0010	0.00035	mg/L			12/18/24 16:55	1
Toluene	**0.014**		0.0010	0.00025	mg/L			12/18/24 16:55	1
trans-1,2-Dichloroethene	0.00034	U	0.0010	0.00034	mg/L			12/18/24 16:55	1
trans-1,3-Dichloropropene	0.00023	U	0.0010	0.00023	mg/L			12/18/24 16:55	1
Trichloroethene	**0.0089**		0.0010	0.00020	mg/L			12/18/24 16:55	1
Trichlorofluoromethane	0.00033	U	0.0010	0.00033	mg/L			12/18/24 16:55	1
Vinyl acetate	0.00069	U	0.0020	0.00069	mg/L			12/18/24 16:55	1
Vinyl chloride	**0.041**		0.0010	0.00040	mg/L			12/18/24 16:55	1
Xylenes, Total	**0.0063**		0.0010	0.00023	mg/L			12/18/24 16:55	1

Surrogate	*%Recovery*	*Qualifier*	*Limits*	*Prepared*	*Analyzed*	*Dil Fac*
1,2-Dichloroethane-d4 (Surr)	*93*		*60 - 124*		*12/18/24 16:55*	*1*
1,2-Dichloroethane-d4 (Surr)	*101*		*60 - 124*		*12/18/24 19:27*	*5*
4-Bromofluorobenzene (Surr)	*95*		*70 - 130*		*12/18/24 16:55*	*1*
4-Bromofluorobenzene (Surr)	*101*		*70 - 130*		*12/18/24 19:27*	*5*
Dibromofluoromethane (Surr)	*98*		*70 - 130*		*12/18/24 16:55*	*1*
Dibromofluoromethane (Surr)	*100*		*70 - 130*		*12/18/24 19:27*	*5*
Toluene-d8 (Surr)	*103*		*70 - 130*		*12/18/24 16:55*	*1*
Toluene-d8 (Surr)	*93*		*70 - 130*		*12/18/24 19:27*	*5*

Client: Trihydro Corporation
Job ID: 680-259739-1
Project/Site: PFSG, Valdosta GA Site

Client Sample ID: MW-13S
Lab Sample ID: 680-259739-21
Date Collected: 12/10/24 16:35
Matrix: Water
Date Received: 12/11/24 13:00

Method: SW846 8081B - Organochlorine Pesticides (GC)

Analyte	Result	Qualifier	RL	MDL	Unit	D	Prepared	Analyzed	Dil Fac
Heptachlor	0.0000011	U	0.000054	0.0000011	mg/L		12/16/24 10:14	12/17/24 01:33	1

Surrogate	*%Recovery*	*Qualifier*	*Limits*	*Prepared*	*Analyzed*	*Dil Fac*
DCB Decachlorobiphenyl	*100*		*30 - 130*	*12/16/24 10:14*	*12/17/24 01:33*	*1*
Tetrachloro-m-xylene	*86*		*30 - 130*	*12/16/24 10:14*	*12/17/24 01:33*	*1*

Client Sample ID: MW-13DD
Lab Sample ID: 680-259739-22
Date Collected: 12/10/24 18:00
Matrix: Water
Date Received: 12/11/24 13:00

Method: SW846 8260D - Volatile Organic Compounds by GC/MS

Analyte	Result	Qualifier	RL	MDL	Unit	D	Prepared	Analyzed	Dil Fac
1,1,1,2-Tetrachloroethane	0.0018	U	0.0050	0.0018	mg/L			12/18/24 19:33	5
1,1,1-Trichloroethane	0.0011	U	0.0050	0.0011	mg/L			12/18/24 19:33	5
1,1,2,2-Tetrachloroethane	0.0020	U	0.0050	0.0020	mg/L			12/18/24 19:33	5
1,1,2-Trichloroethane	0.0016	U	0.0050	0.0016	mg/L			12/18/24 19:33	5
1,1-Dichloroethane	**0.020**		0.0050	0.0017	mg/L			12/18/24 19:33	5
1,1-Dichloroethene	**2.7**		0.050	0.017	mg/L			12/19/24 17:23	50
1,1-Dichloropropene	0.0014	U	0.0050	0.0014	mg/L			12/18/24 19:33	5
1,2,3-Trichlorobenzene	0.0041	U	0.025	0.0041	mg/L			12/18/24 19:33	5
1,2,3-Trichloropropane	0.0024	U	0.0050	0.0024	mg/L			12/18/24 19:33	5
1,2,4-Trichlorobenzene	0.0027	U	0.025	0.0027	mg/L			12/18/24 19:33	5
1,2,4-Trimethylbenzene	0.0022	U	0.0050	0.0022	mg/L			12/18/24 19:33	5
1,2-Dibromo-3-Chloropropane	0.0090	U	0.025	0.0090	mg/L			12/18/24 19:33	5
Ethylene Dibromide	0.0017	U	0.0050	0.0017	mg/L			12/18/24 19:33	5
1,2-Dichlorobenzene	0.0016	U	0.0050	0.0016	mg/L			12/18/24 19:33	5
1,2-Dichloroethane	**0.0052**		0.0050	0.0013	mg/L			12/18/24 19:33	5
1,2-Dichloroethene, Total	**0.030**		0.010	0.0019	mg/L			12/18/24 19:33	5
1,2-Dichloropropane	0.0011	U	0.0050	0.0011	mg/L			12/18/24 19:33	5
1,3,5-Trimethylbenzene	0.0014	U	0.0050	0.0014	mg/L			12/18/24 19:33	5
1,3-Dichlorobenzene	0.0016	U	0.0050	0.0016	mg/L			12/18/24 19:33	5
1,3-Dichloropropane	0.0018	U	0.0050	0.0018	mg/L			12/18/24 19:33	5
1,4-Dichlorobenzene	0.0016	U	0.0050	0.0016	mg/L			12/18/24 19:33	5
2,2-Dichloropropane	0.0018	U	0.0050	0.0018	mg/L			12/18/24 19:33	5
2-Butanone (MEK)	0.032	U	0.050	0.032	mg/L			12/18/24 19:33	5
2-Chlorotoluene	0.0013	U	0.0050	0.0013	mg/L			12/18/24 19:33	5
2-Hexanone	0.016	U	0.050	0.016	mg/L			12/18/24 19:33	5
4-Chlorotoluene	0.0021	U	0.0050	0.0021	mg/L			12/18/24 19:33	5
Acetone	**0.20**		0.050	0.019	mg/L			12/18/24 19:33	5
Benzene	**0.0050**		0.0050	0.0014	mg/L			12/18/24 19:33	5
Bromobenzene	0.0012	U	0.0050	0.0012	mg/L			12/18/24 19:33	5
Bromochloromethane	0.0017	U	0.0050	0.0017	mg/L			12/18/24 19:33	5
Dichlorobromomethane	0.0013	U	0.0050	0.0013	mg/L			12/18/24 19:33	5
Bromoform	0.0030	U	0.0050	0.0030	mg/L			12/18/24 19:33	5
Bromomethane	0.019	U	0.025	0.019	mg/L			12/18/24 19:33	5
Carbon disulfide	0.0022	U	0.010	0.0022	mg/L			12/18/24 19:33	5
Carbon tetrachloride	0.0015	U	0.0050	0.0015	mg/L			12/18/24 19:33	5
Chlorobenzene	0.00075	U	0.0050	0.00075	mg/L			12/18/24 19:33	5
Chloroethane	0.023	U	0.025	0.023	mg/L			12/18/24 19:33	5
Chloroform	**0.0025**	**J**	0.0050	0.0014	mg/L			12/18/24 19:33	5

Client Sample ID: MW-13DD
Date Collected: 12/10/24 18:00
Date Received: 12/11/24 13:00

Lab Sample ID: 680-259739-22
Matrix: Water

Method: SW846 8260D - Volatile Organic Compounds by GC/MS (Continued)

Analyte	Result	Qualifier	RL	MDL	Unit	D	Prepared	Analyzed	Dil Fac
Chloromethane	0.0027	U	0.0050	0.0027	mg/L			12/18/24 19:33	5
cis-1,2-Dichloroethene	**0.030**		0.0050	0.0013	mg/L			12/18/24 19:33	5
cis-1,3-Dichloropropene	0.0013	U	0.0050	0.0013	mg/L			12/18/24 19:33	5
Chlorodibromomethane	0.0020	U	0.0050	0.0020	mg/L			12/18/24 19:33	5
Dibromomethane	0.0017	U	0.0050	0.0017	mg/L			12/18/24 19:33	5
Dichlorodifluoromethane	0.0018	U	0.0050	0.0018	mg/L			12/18/24 19:33	5
Ethylbenzene	0.0010	U	0.0050	0.0010	mg/L			12/18/24 19:33	5
Hexachlorobutadiene	0.0011	U	0.025	0.0011	mg/L			12/18/24 19:33	5
Isopropylbenzene	0.0013	U	0.0050	0.0013	mg/L			12/18/24 19:33	5
4-Methyl-2-pentanone (MIBK)	0.014	U	0.050	0.014	mg/L			12/18/24 19:33	5
Methyl tert-butyl ether	0.0041	U	0.025	0.0041	mg/L			12/18/24 19:33	5
Methylene Chloride	**0.055**		0.025	0.016	mg/L			12/18/24 19:33	5
m-Xylene & p-Xylene	0.0025	U	0.0050	0.0025	mg/L			12/18/24 19:33	5
Naphthalene	0.012	U	0.025	0.012	mg/L			12/18/24 19:33	5
n-Butylbenzene	0.0026	U	0.0050	0.0026	mg/L			12/18/24 19:33	5
N-Propylbenzene	0.0021	U	0.0050	0.0021	mg/L			12/18/24 19:33	5
o-Xylene	**0.0014**	**J**	0.0050	0.0013	mg/L			12/18/24 19:33	5
p-Isopropyltoluene	0.0022	U	0.0050	0.0022	mg/L			12/18/24 19:33	5
sec-Butylbenzene	0.0027	U	0.0050	0.0027	mg/L			12/18/24 19:33	5
Styrene	0.0014	U	0.0050	0.0014	mg/L			12/18/24 19:33	5
tert-Butylbenzene	0.0022	U	0.0050	0.0022	mg/L			12/18/24 19:33	5
Tetrachloroethene	**0.95**		0.0050	0.0018	mg/L			12/18/24 19:33	5
Toluene	**0.0021**	**J**	0.0050	0.0013	mg/L			12/18/24 19:33	5
trans-1,2-Dichloroethene	0.0017	U	0.0050	0.0017	mg/L			12/18/24 19:33	5
trans-1,3-Dichloropropene	0.0012	U	0.0050	0.0012	mg/L			12/18/24 19:33	5
Trichloroethene	**0.88**		0.0050	0.0010	mg/L			12/18/24 19:33	5
Trichlorofluoromethane	0.017	U	0.050	0.017	mg/L			12/19/24 17:23	50
Vinyl acetate	0.0035	U	0.010	0.0035	mg/L			12/18/24 19:33	5
Vinyl chloride	0.0020	U	0.0050	0.0020	mg/L			12/18/24 19:33	5
Xylenes, Total	**0.0014**	**J**	0.0050	0.0012	mg/L			12/18/24 19:33	5

Surrogate	*%Recovery*	*Qualifier*	*Limits*	*Prepared*	*Analyzed*	*Dil Fac*
1,2-Dichloroethane-d4 (Surr)	*95*		*60 - 124*		*12/18/24 19:33*	*5*
1,2-Dichloroethane-d4 (Surr)	*99*		*60 - 124*		*12/19/24 17:23*	*50*
4-Bromofluorobenzene (Surr)	*101*		*70 - 130*		*12/18/24 19:33*	*5*
4-Bromofluorobenzene (Surr)	*103*		*70 - 130*		*12/19/24 17:23*	*50*
Dibromofluoromethane (Surr)	*101*		*70 - 130*		*12/18/24 19:33*	*5*
Dibromofluoromethane (Surr)	*96*		*70 - 130*		*12/19/24 17:23*	*50*
Toluene-d8 (Surr)	*104*		*70 - 130*		*12/18/24 19:33*	*5*
Toluene-d8 (Surr)	*92*		*70 - 130*		*12/19/24 17:23*	*50*

Method: SW846 8081B - Organochlorine Pesticides (GC)

Analyte	Result	Qualifier	RL	MDL	Unit	D	Prepared	Analyzed	Dil Fac
Heptachlor	0.00000095	U	0.000047	0.0000009 5	mg/L		12/16/24 10:14	12/17/24 01:51	1

Surrogate	*%Recovery*	*Qualifier*	*Limits*	*Prepared*	*Analyzed*	*Dil Fac*
DCB Decachlorobiphenyl	*77*		*30 - 130*	*12/16/24 10:14*	*12/17/24 01:51*	*1*
Tetrachloro-m-xylene	*62*		*30 - 130*	*12/16/24 10:14*	*12/17/24 01:51*	*1*

Client: Trihydro Corporation
Project/Site: PFSG, Valdosta GA Site

Job ID: 680-259739-1

Client Sample ID: MW-2S
Date Collected: 12/10/24 09:55
Date Received: 12/11/24 13:00

Lab Sample ID: 680-259739-23
Matrix: Water

Method: SW846 8260D - Volatile Organic Compounds by GC/MS

Analyte	Result	Qualifier	RL	MDL	Unit	D	Prepared	Analyzed	Dil Fac
1,1,1,2-Tetrachloroethane	0.00036	U	0.0010	0.00036	mg/L			12/18/24 17:17	1
1,1,1-Trichloroethane	0.00021	U	0.0010	0.00021	mg/L			12/18/24 17:17	1
1,1,2,2-Tetrachloroethane	0.00040	U	0.0010	0.00040	mg/L			12/18/24 17:17	1
1,1,2-Trichloroethane	0.00032	U	0.0010	0.00032	mg/L			12/18/24 17:17	1
1,1-Dichloroethane	0.00033	U	0.0010	0.00033	mg/L			12/18/24 17:17	1
1,1-Dichloroethene	0.00033	U	0.0010	0.00033	mg/L			12/18/24 17:17	1
1,1-Dichloropropene	0.00028	U	0.0010	0.00028	mg/L			12/18/24 17:17	1
1,2,3-Trichlorobenzene	0.00081	U	0.0050	0.00081	mg/L			12/18/24 17:17	1
1,2,3-Trichloropropane	0.00048	U	0.0010	0.00048	mg/L			12/18/24 17:17	1
1,2,4-Trichlorobenzene	0.00053	U	0.0050	0.00053	mg/L			12/18/24 17:17	1
1,2,4-Trimethylbenzene	0.00043	U	0.0010	0.00043	mg/L			12/18/24 17:17	1
1,2-Dibromo-3-Chloropropane	0.0018	U	0.0050	0.0018	mg/L			12/18/24 17:17	1
Ethylene Dibromide	0.00033	U	0.0010	0.00033	mg/L			12/18/24 17:17	1
1,2-Dichlorobenzene	0.00031	U	0.0010	0.00031	mg/L			12/18/24 17:17	1
1,2-Dichloroethane	0.00025	U	0.0010	0.00025	mg/L			12/18/24 17:17	1
1,2-Dichloroethene, Total	0.00037	U	0.0020	0.00037	mg/L			12/18/24 17:17	1
1,2-Dichloropropane	0.00022	U	0.0010	0.00022	mg/L			12/18/24 17:17	1
1,3,5-Trimethylbenzene	0.00028	U	0.0010	0.00028	mg/L			12/18/24 17:17	1
1,3-Dichlorobenzene	0.00031	U	0.0010	0.00031	mg/L			12/18/24 17:17	1
1,3-Dichloropropane	0.00036	U	0.0010	0.00036	mg/L			12/18/24 17:17	1
1,4-Dichlorobenzene	0.00031	U	0.0010	0.00031	mg/L			12/18/24 17:17	1
2,2-Dichloropropane	0.00035	U	0.0010	0.00035	mg/L			12/18/24 17:17	1
2-Butanone (MEK)	0.0064	U	0.010	0.0064	mg/L			12/18/24 17:17	1
2-Chlorotoluene	0.00025	U	0.0010	0.00025	mg/L			12/18/24 17:17	1
2-Hexanone	0.0032	U	0.010	0.0032	mg/L			12/18/24 17:17	1
4-Chlorotoluene	0.00041	U	0.0010	0.00041	mg/L			12/18/24 17:17	1
Acetone	0.0037	U	0.010	0.0037	mg/L			12/18/24 17:17	1
Benzene	0.00027	U	0.0010	0.00027	mg/L			12/18/24 17:17	1
Bromobenzene	0.00024	U	0.0010	0.00024	mg/L			12/18/24 17:17	1
Bromochloromethane	0.00034	U	0.0010	0.00034	mg/L			12/18/24 17:17	1
Dichlorobromomethane	0.00025	U	0.0010	0.00025	mg/L			12/18/24 17:17	1
Bromoform	0.00059	U	0.0010	0.00059	mg/L			12/18/24 17:17	1
Bromomethane	0.0037	U	0.0050	0.0037	mg/L			12/18/24 17:17	1
Carbon disulfide	0.00043	U	0.0020	0.00043	mg/L			12/18/24 17:17	1
Carbon tetrachloride	0.00030	U	0.0010	0.00030	mg/L			12/18/24 17:17	1
Chlorobenzene	0.00015	U	0.0010	0.00015	mg/L			12/18/24 17:17	1
Chloroethane	0.0046	U	0.0050	0.0046	mg/L			12/18/24 17:17	1
Chloroform	0.00027	U	0.0010	0.00027	mg/L			12/18/24 17:17	1
Chloromethane	0.00054	U	0.0010	0.00054	mg/L			12/18/24 17:17	1
cis-1,2-Dichloroethene	0.00025	U	0.0010	0.00025	mg/L			12/18/24 17:17	1
cis-1,3-Dichloropropene	0.00026	U	0.0010	0.00026	mg/L			12/18/24 17:17	1
Chlorodibromomethane	0.00039	U	0.0010	0.00039	mg/L			12/18/24 17:17	1
Dibromomethane	0.00034	U	0.0010	0.00034	mg/L			12/18/24 17:17	1
Dichlorodifluoromethane	0.00036	U	0.0010	0.00036	mg/L			12/18/24 17:17	1
Ethylbenzene	0.00020	U	0.0010	0.00020	mg/L			12/18/24 17:17	1
Hexachlorobutadiene	0.00022	U	0.0050	0.00022	mg/L			12/18/24 17:17	1
Isopropylbenzene	0.00026	U	0.0010	0.00026	mg/L			12/18/24 17:17	1
4-Methyl-2-pentanone (MIBK)	0.0027	U	0.010	0.0027	mg/L			12/18/24 17:17	1
Methyl tert-butyl ether	0.00081	U	0.0050	0.00081	mg/L			12/18/24 17:17	1

Client Sample ID: MW-2S
Lab Sample ID: 680-259739-23

Date Collected: 12/10/24 09:55
Matrix: Water
Date Received: 12/11/24 13:00

Method: SW846 8260D - Volatile Organic Compounds by GC/MS (Continued)

Analyte	Result	Qualifier	RL	MDL	Unit	D	Prepared	Analyzed	Dil Fac
Methylene Chloride	0.0032	U	0.0050	0.0032	mg/L			12/18/24 17:17	1
m-Xylene & p-Xylene	0.00049	U	0.0010	0.00049	mg/L			12/18/24 17:17	1
Naphthalene	0.0024	U	0.0050	0.0024	mg/L			12/18/24 17:17	1
n-Butylbenzene	0.00052	U	0.0010	0.00052	mg/L			12/18/24 17:17	1
N-Propylbenzene	0.00041	U	0.0010	0.00041	mg/L			12/18/24 17:17	1
o-Xylene	0.00026	U	0.0010	0.00026	mg/L			12/18/24 17:17	1
p-Isopropyltoluene	0.00044	U	0.0010	0.00044	mg/L			12/18/24 17:17	1
sec-Butylbenzene	0.00053	U	0.0010	0.00053	mg/L			12/18/24 17:17	1
Styrene	0.00027	U	0.0010	0.00027	mg/L			12/18/24 17:17	1
tert-Butylbenzene	0.00043	U	0.0010	0.00043	mg/L			12/18/24 17:17	1
Tetrachloroethene	0.00035	U	0.0010	0.00035	mg/L			12/18/24 17:17	1
Toluene	0.00025	U	0.0010	0.00025	mg/L			12/18/24 17:17	1
trans-1,2-Dichloroethene	0.00034	U	0.0010	0.00034	mg/L			12/18/24 17:17	1
trans-1,3-Dichloropropene	0.00023	U	0.0010	0.00023	mg/L			12/18/24 17:17	1
Trichloroethene	0.00020	U	0.0010	0.00020	mg/L			12/18/24 17:17	1
Trichlorofluoromethane	0.00033	U	0.0010	0.00033	mg/L			12/18/24 17:17	1
Vinyl acetate	0.00069	U	0.0020	0.00069	mg/L			12/18/24 17:17	1
Vinyl chloride	0.00040	U	0.0010	0.00040	mg/L			12/18/24 17:17	1
Xylenes, Total	0.00023	U	0.0010	0.00023	mg/L			12/18/24 17:17	1

Surrogate	*%Recovery*	*Qualifier*	*Limits*	*Prepared*	*Analyzed*	*Dil Fac*
1,2-Dichloroethane-d4 (Surr)	*96*		*60 - 124*		*12/18/24 17:17*	*1*
4-Bromofluorobenzene (Surr)	*98*		*70 - 130*		*12/18/24 17:17*	*1*
Dibromofluoromethane (Surr)	*100*		*70 - 130*		*12/18/24 17:17*	*1*
Toluene-d8 (Surr)	*100*		*70 - 130*		*12/18/24 17:17*	*1*

Method: SW846 8081B - Organochlorine Pesticides (GC)

Analyte	Result	Qualifier	RL	MDL	Unit	D	Prepared	Analyzed	Dil Fac
Heptachlor	0.000011	J	0.000048	0.00000096	mg/L		12/17/24 11:48	12/19/24 01:24	1

Surrogate	*%Recovery*	*Qualifier*	*Limits*	*Prepared*	*Analyzed*	*Dil Fac*
DCB Decachlorobiphenyl	*65*		*30 - 130*	*12/17/24 11:48*	*12/19/24 01:24*	*1*
Tetrachloro-m-xylene	*55*		*30 - 130*	*12/17/24 11:48*	*12/19/24 01:24*	*1*

Client Sample ID: MW-1D
Lab Sample ID: 680-259739-24

Date Collected: 12/10/24 11:25
Matrix: Water
Date Received: 12/11/24 13:00

Method: SW846 8260D - Volatile Organic Compounds by GC/MS

Analyte	Result	Qualifier	RL	MDL	Unit	D	Prepared	Analyzed	Dil Fac
1,1,1,2-Tetrachloroethane	0.00036	U	0.0010	0.00036	mg/L			12/18/24 17:40	1
1,1,1-Trichloroethane	0.00021	U	0.0010	0.00021	mg/L			12/18/24 17:40	1
1,1,2,2-Tetrachloroethane	0.00040	U	0.0010	0.00040	mg/L			12/18/24 17:40	1
1,1,2-Trichloroethane	0.00032	U	0.0010	0.00032	mg/L			12/18/24 17:40	1
1,1-Dichloroethane	0.00033	U	0.0010	0.00033	mg/L			12/18/24 17:40	1
1,1-Dichloroethene	0.0042		0.0010	0.00033	mg/L			12/18/24 17:40	1
1,1-Dichloropropene	0.00028	U	0.0010	0.00028	mg/L			12/18/24 17:40	1
1,2,3-Trichlorobenzene	0.00081	U	0.0050	0.00081	mg/L			12/18/24 17:40	1
1,2,3-Trichloropropane	0.00048	U	0.0010	0.00048	mg/L			12/18/24 17:40	1
1,2,4-Trichlorobenzene	0.00053	U	0.0050	0.00053	mg/L			12/18/24 17:40	1

Client: Trihydro Corporation
Project/Site: PFSG, Valdosta GA Site

Job ID: 680-259739-1

Client Sample ID: MW-1D
Date Collected: 12/10/24 11:25
Date Received: 12/11/24 13:00

Lab Sample ID: 680-259739-24
Matrix: Water

Method: SW846 8260D - Volatile Organic Compounds by GC/MS (Continued)

Analyte	Result	Qualifier	RL	MDL	Unit	D	Prepared	Analyzed	Dil Fac
1,2,4-Trimethylbenzene	0.00043	U	0.0010	0.00043	mg/L			12/18/24 17:40	1
1,2-Dibromo-3-Chloropropane	0.0018	U	0.0050	0.0018	mg/L			12/18/24 17:40	1
Ethylene Dibromide	0.00033	U	0.0010	0.00033	mg/L			12/18/24 17:40	1
1,2-Dichlorobenzene	0.00031	U	0.0010	0.00031	mg/L			12/18/24 17:40	1
1,2-Dichloroethane	0.00025	U	0.0010	0.00025	mg/L			12/18/24 17:40	1
1,2-Dichloroethene, Total	0.00037	U	0.0020	0.00037	mg/L			12/18/24 17:40	1
1,2-Dichloropropane	0.00022	U	0.0010	0.00022	mg/L			12/18/24 17:40	1
1,3,5-Trimethylbenzene	0.00028	U	0.0010	0.00028	mg/L			12/18/24 17:40	1
1,3-Dichlorobenzene	0.00031	U	0.0010	0.00031	mg/L			12/18/24 17:40	1
1,3-Dichloropropane	0.00036	U	0.0010	0.00036	mg/L			12/18/24 17:40	1
1,4-Dichlorobenzene	0.00031	U	0.0010	0.00031	mg/L			12/18/24 17:40	1
2,2-Dichloropropane	0.00035	U	0.0010	0.00035	mg/L			12/18/24 17:40	1
2-Butanone (MEK)	0.0064	U	0.010	0.0064	mg/L			12/18/24 17:40	1
2-Chlorotoluene	0.00025	U	0.0010	0.00025	mg/L			12/18/24 17:40	1
2-Hexanone	0.0032	U	0.010	0.0032	mg/L			12/18/24 17:40	1
4-Chlorotoluene	0.00041	U	0.0010	0.00041	mg/L			12/18/24 17:40	1
Acetone	0.0037	U	0.010	0.0037	mg/L			12/18/24 17:40	1
Benzene	0.00027	U	0.0010	0.00027	mg/L			12/18/24 17:40	1
Bromobenzene	0.00024	U	0.0010	0.00024	mg/L			12/18/24 17:40	1
Bromochloromethane	0.00034	U	0.0010	0.00034	mg/L			12/18/24 17:40	1
Dichlorobromomethane	0.00025	U	0.0010	0.00025	mg/L			12/18/24 17:40	1
Bromoform	0.00059	U	0.0010	0.00059	mg/L			12/18/24 17:40	1
Bromomethane	0.0037	U	0.0050	0.0037	mg/L			12/18/24 17:40	1
Carbon disulfide	0.00043	U	0.0020	0.00043	mg/L			12/18/24 17:40	1
Carbon tetrachloride	0.00030	U	0.0010	0.00030	mg/L			12/18/24 17:40	1
Chlorobenzene	0.00015	U	0.0010	0.00015	mg/L			12/18/24 17:40	1
Chloroethane	0.0046	U	0.0050	0.0046	mg/L			12/18/24 17:40	1
Chloroform	0.00027	U	0.0010	0.00027	mg/L			12/18/24 17:40	1
Chloromethane	0.00054	U	0.0010	0.00054	mg/L			12/18/24 17:40	1
cis-1,2-Dichloroethene	0.00025	U	0.0010	0.00025	mg/L			12/18/24 17:40	1
cis-1,3-Dichloropropene	0.00026	U	0.0010	0.00026	mg/L			12/18/24 17:40	1
Chlorodibromomethane	0.00039	U	0.0010	0.00039	mg/L			12/18/24 17:40	1
Dibromomethane	0.00034	U	0.0010	0.00034	mg/L			12/18/24 17:40	1
Dichlorodifluoromethane	0.00036	U	0.0010	0.00036	mg/L			12/18/24 17:40	1
Ethylbenzene	0.00020	U	0.0010	0.00020	mg/L			12/18/24 17:40	1
Hexachlorobutadiene	0.00022	U	0.0050	0.00022	mg/L			12/18/24 17:40	1
Isopropylbenzene	0.00026	U	0.0010	0.00026	mg/L			12/18/24 17:40	1
4-Methyl-2-pentanone (MIBK)	0.0027	U	0.010	0.0027	mg/L			12/18/24 17:40	1
Methyl tert-butyl ether	0.00081	U	0.0050	0.00081	mg/L			12/18/24 17:40	1
Methylene Chloride	0.0032	U	0.0050	0.0032	mg/L			12/18/24 17:40	1
m-Xylene & p-Xylene	0.00049	U	0.0010	0.00049	mg/L			12/18/24 17:40	1
Naphthalene	0.0024	U	0.0050	0.0024	mg/L			12/18/24 17:40	1
n-Butylbenzene	0.00052	U	0.0010	0.00052	mg/L			12/18/24 17:40	1
N-Propylbenzene	0.00041	U	0.0010	0.00041	mg/L			12/18/24 17:40	1
o-Xylene	0.00026	U	0.0010	0.00026	mg/L			12/18/24 17:40	1
p-Isopropyltoluene	0.00044	U	0.0010	0.00044	mg/L			12/18/24 17:40	1
sec-Butylbenzene	0.00053	U	0.0010	0.00053	mg/L			12/18/24 17:40	1
Styrene	0.00027	U	0.0010	0.00027	mg/L			12/18/24 17:40	1
tert-Butylbenzene	0.00043	U	0.0010	0.00043	mg/L			12/18/24 17:40	1

Client Sample ID: MW-1D
Lab Sample ID: 680-259739-24

Date Collected: 12/10/24 11:25
Matrix: Water
Date Received: 12/11/24 13:00

Method: SW846 8260D - Volatile Organic Compounds by GC/MS (Continued)

Analyte	Result	Qualifier	RL	MDL	Unit	D	Prepared	Analyzed	Dil Fac
Tetrachloroethene	**0.094**		0.0010	0.00035	mg/L			12/18/24 17:40	1
Toluene	0.00025	U	0.0010	0.00025	mg/L			12/18/24 17:40	1
trans-1,2-Dichloroethene	0.00034	U	0.0010	0.00034	mg/L			12/18/24 17:40	1
trans-1,3-Dichloropropene	0.00023	U	0.0010	0.00023	mg/L			12/18/24 17:40	1
Trichloroethene	**0.00044**	**J**	0.0010	0.00020	mg/L			12/18/24 17:40	1
Trichlorofluoromethane	0.00033	U	0.0010	0.00033	mg/L			12/18/24 17:40	1
Vinyl acetate	0.00069	U	0.0020	0.00069	mg/L			12/18/24 17:40	1
Vinyl chloride	0.00040	U	0.0010	0.00040	mg/L			12/18/24 17:40	1
Xylenes, Total	0.00023	U	0.0010	0.00023	mg/L			12/18/24 17:40	1

Surrogate	*%Recovery*	*Qualifier*	*Limits*	*Prepared*	*Analyzed*	*Dil Fac*
1,2-Dichloroethane-d4 (Surr)	*95*		*60 - 124*		*12/18/24 17:40*	*1*
4-Bromofluorobenzene (Surr)	*96*		*70 - 130*		*12/18/24 17:40*	*1*
Dibromofluoromethane (Surr)	*99*		*70 - 130*		*12/18/24 17:40*	*1*
Toluene-d8 (Surr)	*100*		*70 - 130*		*12/18/24 17:40*	*1*

Method: SW846 8081B - Organochlorine Pesticides (GC)

Analyte	Result	Qualifier	RL	MDL	Unit	D	Prepared	Analyzed	Dil Fac
Heptachlor	0.00000097	U	0.000048	0.0000009 7	mg/L		12/17/24 11:48	12/19/24 01:38	1

Surrogate	*%Recovery*	*Qualifier*	*Limits*	*Prepared*	*Analyzed*	*Dil Fac*
DCB Decachlorobiphenyl	*67*		*30 - 130*	*12/17/24 11:48*	*12/19/24 01:38*	*1*
Tetrachloro-m-xylene	*71*		*30 - 130*	*12/17/24 11:48*	*12/19/24 01:38*	*1*

Client Sample ID: MW-7S
Lab Sample ID: 680-259739-25

Date Collected: 12/10/24 13:00
Matrix: Water
Date Received: 12/11/24 13:00

Method: SW846 8260D - Volatile Organic Compounds by GC/MS

Analyte	Result	Qualifier	RL	MDL	Unit	D	Prepared	Analyzed	Dil Fac
1,1,1,2-Tetrachloroethane	0.0018	U	0.0050	0.0018	mg/L			12/18/24 19:58	5
1,1,1-Trichloroethane	**0.24**		0.0050	0.0011	mg/L			12/18/24 19:58	5
1,1,2,2-Tetrachloroethane	0.0020	U	0.0050	0.0020	mg/L			12/18/24 19:58	5
1,1,2-Trichloroethane	0.0016	U	0.0050	0.0016	mg/L			12/18/24 19:58	5
1,1-Dichloroethane	**0.12**		0.0050	0.0017	mg/L			12/18/24 19:58	5
1,1-Dichloroethene	**0.13**		0.025	0.0083	mg/L			12/19/24 18:13	25
1,1-Dichloropropene	0.0014	U	0.0050	0.0014	mg/L			12/18/24 19:58	5
1,2,3-Trichlorobenzene	0.0041	U	0.025	0.0041	mg/L			12/18/24 19:58	5
1,2,3-Trichloropropane	0.0024	U	0.0050	0.0024	mg/L			12/18/24 19:58	5
1,2,4-Trichlorobenzene	0.0027	U	0.025	0.0027	mg/L			12/18/24 19:58	5
1,2,4-Trimethylbenzene	0.0022	U	0.0050	0.0022	mg/L			12/18/24 19:58	5
1,2-Dibromo-3-Chloropropane	0.0090	U	0.025	0.0090	mg/L			12/18/24 19:58	5
Ethylene Dibromide	0.0017	U	0.0050	0.0017	mg/L			12/18/24 19:58	5
1,2-Dichlorobenzene	0.0016	U	0.0050	0.0016	mg/L			12/18/24 19:58	5
1,2-Dichloroethane	**0.013**		0.0050	0.0013	mg/L			12/18/24 19:58	5
1,2-Dichloroethene, Total	**1.0**		0.050	0.0093	mg/L			12/19/24 18:13	25
1,2-Dichloropropane	0.0011	U	0.0050	0.0011	mg/L			12/18/24 19:58	5
1,3,5-Trimethylbenzene	0.0014	U	0.0050	0.0014	mg/L			12/18/24 19:58	5
1,3-Dichlorobenzene	0.0016	U	0.0050	0.0016	mg/L			12/18/24 19:58	5
1,3-Dichloropropane	0.0018	U	0.0050	0.0018	mg/L			12/18/24 19:58	5

Client: Trihydro Corporation
Project/Site: PFSG, Valdosta GA Site

Job ID: 680-259739-1

Client Sample ID: MW-7S
Date Collected: 12/10/24 13:00
Date Received: 12/11/24 13:00

Lab Sample ID: 680-259739-25
Matrix: Water

Method: SW846 8260D - Volatile Organic Compounds by GC/MS (Continued)

Analyte	Result	Qualifier	RL	MDL	Unit	D	Prepared	Analyzed	Dil Fac
1,4-Dichlorobenzene	0.0016	U	0.0050	0.0016	mg/L			12/18/24 19:58	5
2,2-Dichloropropane	0.0018	U	0.0050	0.0018	mg/L			12/18/24 19:58	5
2-Butanone (MEK)	0.032	U	0.050	0.032	mg/L			12/18/24 19:58	5
2-Chlorotoluene	0.0013	U	0.0050	0.0013	mg/L			12/18/24 19:58	5
2-Hexanone	0.016	U	0.050	0.016	mg/L			12/18/24 19:58	5
4-Chlorotoluene	0.0021	U	0.0050	0.0021	mg/L			12/18/24 19:58	5
Acetone	**0.21**		0.050	0.019	mg/L			12/18/24 19:58	5
Benzene	**0.020**		0.0050	0.0014	mg/L			12/18/24 19:58	5
Bromobenzene	0.0012	U	0.0050	0.0012	mg/L			12/18/24 19:58	5
Bromochloromethane	0.0017	U	0.0050	0.0017	mg/L			12/18/24 19:58	5
Dichlorobromomethane	0.0013	U	0.0050	0.0013	mg/L			12/18/24 19:58	5
Bromoform	0.0030	U	0.0050	0.0030	mg/L			12/18/24 19:58	5
Bromomethane	0.019	U	0.025	0.019	mg/L			12/18/24 19:58	5
Carbon disulfide	0.0022	U	0.010	0.0022	mg/L			12/18/24 19:58	5
Carbon tetrachloride	0.0015	U	0.0050	0.0015	mg/L			12/18/24 19:58	5
Chlorobenzene	0.00075	U	0.0050	0.00075	mg/L			12/18/24 19:58	5
Chloroethane	0.023	U	0.025	0.023	mg/L			12/18/24 19:58	5
Chloroform	**0.045**		0.0050	0.0014	mg/L			12/18/24 19:58	5
Chloromethane	0.0027	U	0.0050	0.0027	mg/L			12/18/24 19:58	5
cis-1,2-Dichloroethene	**1.0**		0.025	0.0063	mg/L			12/19/24 18:13	25
cis-1,3-Dichloropropene	0.0013	U	0.0050	0.0013	mg/L			12/18/24 19:58	5
Chlorodibromomethane	0.0020	U	0.0050	0.0020	mg/L			12/18/24 19:58	5
Dibromomethane	0.0017	U	0.0050	0.0017	mg/L			12/18/24 19:58	5
Dichlorodifluoromethane	0.0018	U	0.0050	0.0018	mg/L			12/18/24 19:58	5
Ethylbenzene	**0.0046**	**J**	0.0050	0.0010	mg/L			12/18/24 19:58	5
Hexachlorobutadiene	0.0011	U	0.025	0.0011	mg/L			12/18/24 19:58	5
Isopropylbenzene	0.0013	U	0.0050	0.0013	mg/L			12/18/24 19:58	5
4-Methyl-2-pentanone (MIBK)	0.014	U	0.050	0.014	mg/L			12/18/24 19:58	5
Methyl tert-butyl ether	0.0041	U	0.025	0.0041	mg/L			12/18/24 19:58	5
Methylene Chloride	**0.62**		0.025	0.016	mg/L			12/18/24 19:58	5
m-Xylene & p-Xylene	**0.012**		0.0050	0.0025	mg/L			12/18/24 19:58	5
Naphthalene	0.012	U	0.025	0.012	mg/L			12/18/24 19:58	5
n-Butylbenzene	0.0026	U	0.0050	0.0026	mg/L			12/18/24 19:58	5
N-Propylbenzene	0.0021	U	0.0050	0.0021	mg/L			12/18/24 19:58	5
o-Xylene	**0.0065**		0.0050	0.0013	mg/L			12/18/24 19:58	5
p-Isopropyltoluene	0.0022	U	0.0050	0.0022	mg/L			12/18/24 19:58	5
sec-Butylbenzene	0.0027	U	0.0050	0.0027	mg/L			12/18/24 19:58	5
Styrene	0.0014	U	0.0050	0.0014	mg/L			12/18/24 19:58	5
tert-Butylbenzene	0.0022	U	0.0050	0.0022	mg/L			12/18/24 19:58	5
Tetrachloroethene	**0.012**		0.0050	0.0018	mg/L			12/18/24 19:58	5
Toluene	**0.071**		0.0050	0.0013	mg/L			12/18/24 19:58	5
trans-1,2-Dichloroethene	0.0017	U	0.0050	0.0017	mg/L			12/18/24 19:58	5
trans-1,3-Dichloropropene	0.0012	U	0.0050	0.0012	mg/L			12/18/24 19:58	5
Trichloroethene	**0.20**		0.0050	0.0010	mg/L			12/18/24 19:58	5
Trichlorofluoromethane	0.0017	U	0.0050	0.0017	mg/L			12/18/24 19:58	5
Vinyl acetate	0.0035	U	0.010	0.0035	mg/L			12/18/24 19:58	5
Vinyl chloride	**0.93**		0.0050	0.0020	mg/L			12/18/24 19:58	5
Xylenes, Total	**0.019**		0.0050	0.0012	mg/L			12/18/24 19:58	5

Client Sample ID: MW-7S
Lab Sample ID: 680-259739-25

Date Collected: 12/10/24 13:00
Matrix: Water
Date Received: 12/11/24 13:00

Surrogate	%Recovery	Qualifier	Limits	Prepared	Analyzed	Dil Fac
1,2-Dichloroethane-d4 (Surr)	*97*		*60 - 124*		*12/18/24 19:58*	*5*
1,2-Dichloroethane-d4 (Surr)	*101*		*60 - 124*		*12/19/24 18:13*	*25*
4-Bromofluorobenzene (Surr)	*99*		*70 - 130*		*12/18/24 19:58*	*5*
4-Bromofluorobenzene (Surr)	*104*		*70 - 130*		*12/19/24 18:13*	*25*
Dibromofluoromethane (Surr)	*102*		*70 - 130*		*12/18/24 19:58*	*5*
Dibromofluoromethane (Surr)	*98*		*70 - 130*		*12/19/24 18:13*	*25*
Toluene-d8 (Surr)	*103*		*70 - 130*		*12/18/24 19:58*	*5*
Toluene-d8 (Surr)	*93*		*70 - 130*		*12/19/24 18:13*	*25*

Method: SW846 8081B - Organochlorine Pesticides (GC)

Analyte	Result	Qualifier	RL	MDL	Unit	D	Prepared	Analyzed	Dil Fac
Heptachlor	0.00000095	U	0.000047	0.0000009 5	mg/L		12/17/24 11:48	12/19/24 01:52	1

Surrogate	%Recovery	Qualifier	Limits	Prepared	Analyzed	Dil Fac
DCB Decachlorobiphenyl	*57*		*30 - 130*	*12/17/24 11:48*	*12/19/24 01:52*	*1*
Tetrachloro-m-xylene	*57*		*30 - 130*	*12/17/24 11:48*	*12/19/24 01:52*	*1*

Client Sample ID: MW-9S
Lab Sample ID: 680-259739-26

Date Collected: 12/10/24 16:10
Matrix: Water
Date Received: 12/11/24 13:00

Method: SW846 8260D - Volatile Organic Compounds by GC/MS

Analyte	Result	Qualifier	RL	MDL	Unit	D	Prepared	Analyzed	Dil Fac
1,1,1,2-Tetrachloroethane	0.0036	U	0.010	0.0036	mg/L			12/18/24 18:44	10
1,1,1-Trichloroethane	**0.12**		0.010	0.0021	mg/L			12/18/24 18:44	10
1,1,2,2-Tetrachloroethane	0.0040	U	0.010	0.0040	mg/L			12/18/24 18:44	10
1,1,2-Trichloroethane	0.0032	U	0.010	0.0032	mg/L			12/18/24 18:44	10
1,1-Dichloroethane	**0.047**		0.010	0.0033	mg/L			12/18/24 18:44	10
1,1-Dichloroethene	**0.58**		0.010	0.0033	mg/L			12/18/24 18:44	10
1,1-Dichloropropene	0.0028	U	0.010	0.0028	mg/L			12/18/24 18:44	10
1,2,3-Trichlorobenzene	0.0081	U	0.050	0.0081	mg/L			12/18/24 18:44	10
1,2,3-Trichloropropane	0.0048	U	0.010	0.0048	mg/L			12/18/24 18:44	10
1,2,4-Trichlorobenzene	0.0053	U	0.050	0.0053	mg/L			12/18/24 18:44	10
1,2,4-Trimethylbenzene	0.0043	U	0.010	0.0043	mg/L			12/18/24 18:44	10
1,2-Dibromo-3-Chloropropane	0.018	U	0.050	0.018	mg/L			12/18/24 18:44	10
Ethylene Dibromide	0.0033	U	0.010	0.0033	mg/L			12/18/24 18:44	10
1,2-Dichlorobenzene	0.0031	U	0.010	0.0031	mg/L			12/18/24 18:44	10
1,2-Dichloroethane	0.0025	U	0.010	0.0025	mg/L			12/18/24 18:44	10
1,2-Dichloroethene, Total	**0.033**		0.020	0.0037	mg/L			12/18/24 18:44	10
1,2-Dichloropropane	0.0022	U	0.010	0.0022	mg/L			12/18/24 18:44	10
1,3,5-Trimethylbenzene	0.0028	U	0.010	0.0028	mg/L			12/18/24 18:44	10
1,3-Dichlorobenzene	0.0031	U	0.010	0.0031	mg/L			12/18/24 18:44	10
1,3-Dichloropropane	0.0036	U	0.010	0.0036	mg/L			12/18/24 18:44	10
1,4-Dichlorobenzene	0.0031	U	0.010	0.0031	mg/L			12/18/24 18:44	10
2,2-Dichloropropane	0.0035	U	0.010	0.0035	mg/L			12/18/24 18:44	10
2-Butanone (MEK)	0.064	U	0.10	0.064	mg/L			12/18/24 18:44	10
2-Chlorotoluene	0.0025	U	0.010	0.0025	mg/L			12/18/24 18:44	10
2-Hexanone	0.032	U	0.10	0.032	mg/L			12/18/24 18:44	10
4-Chlorotoluene	0.0041	U	0.010	0.0041	mg/L			12/18/24 18:44	10
Acetone	**0.28**		0.10	0.037	mg/L			12/18/24 18:44	10

Client: Trihydro Corporation
Project/Site: PFSG, Valdosta GA Site

Job ID: 680-259739-1

Client Sample ID: MW-9S
Date Collected: 12/10/24 16:10
Date Received: 12/11/24 13:00

Lab Sample ID: 680-259739-26
Matrix: Water

Method: SW846 8260D - Volatile Organic Compounds by GC/MS (Continued)

Analyte	Result	Qualifier	RL	MDL	Unit	D	Prepared	Analyzed	Dil Fac
Benzene	**0.0027**	**J**	0.010	0.0027	mg/L			12/18/24 18:44	10
Bromobenzene	0.0024	U	0.010	0.0024	mg/L			12/18/24 18:44	10
Bromochloromethane	0.0034	U	0.010	0.0034	mg/L			12/18/24 18:44	10
Dichlorobromomethane	0.0025	U	0.010	0.0025	mg/L			12/18/24 18:44	10
Bromoform	0.0059	U	0.010	0.0059	mg/L			12/18/24 18:44	10
Bromomethane	0.037	U	0.050	0.037	mg/L			12/18/24 18:44	10
Carbon disulfide	0.0043	U	0.020	0.0043	mg/L			12/18/24 18:44	10
Carbon tetrachloride	0.0030	U	0.010	0.0030	mg/L			12/18/24 18:44	10
Chlorobenzene	0.0015	U	0.010	0.0015	mg/L			12/18/24 18:44	10
Chloroethane	0.046	U	0.050	0.046	mg/L			12/18/24 18:44	10
Chloroform	0.0027	U	0.010	0.0027	mg/L			12/18/24 18:44	10
Chloromethane	0.0054	U	0.010	0.0054	mg/L			12/18/24 18:44	10
cis-1,2-Dichloroethene	**0.033**		0.010	0.0025	mg/L			12/18/24 18:44	10
cis-1,3-Dichloropropene	0.0026	U	0.010	0.0026	mg/L			12/18/24 18:44	10
Chlorodibromomethane	0.0039	U	0.010	0.0039	mg/L			12/18/24 18:44	10
Dibromomethane	0.0034	U	0.010	0.0034	mg/L			12/18/24 18:44	10
Dichlorodifluoromethane	0.0036	U	0.010	0.0036	mg/L			12/18/24 18:44	10
Ethylbenzene	0.0020	U	0.010	0.0020	mg/L			12/18/24 18:44	10
Hexachlorobutadiene	0.0022	U	0.050	0.0022	mg/L			12/18/24 18:44	10
Isopropylbenzene	0.0026	U	0.010	0.0026	mg/L			12/18/24 18:44	10
4-Methyl-2-pentanone (MIBK)	0.027	U	0.10	0.027	mg/L			12/18/24 18:44	10
Methyl tert-butyl ether	0.0081	U	0.050	0.0081	mg/L			12/18/24 18:44	10
Methylene Chloride	**0.040**	**J**	0.050	0.032	mg/L			12/18/24 18:44	10
m-Xylene & p-Xylene	0.0049	U	0.010	0.0049	mg/L			12/18/24 18:44	10
Naphthalene	0.024	U	0.050	0.024	mg/L			12/18/24 18:44	10
n-Butylbenzene	0.0052	U	0.010	0.0052	mg/L			12/18/24 18:44	10
N-Propylbenzene	0.0041	U	0.010	0.0041	mg/L			12/18/24 18:44	10
o-Xylene	0.0026	U	0.010	0.0026	mg/L			12/18/24 18:44	10
p-Isopropyltoluene	0.0044	U	0.010	0.0044	mg/L			12/18/24 18:44	10
sec-Butylbenzene	0.0053	U	0.010	0.0053	mg/L			12/18/24 18:44	10
Styrene	0.0027	U	0.010	0.0027	mg/L			12/18/24 18:44	10
tert-Butylbenzene	0.0043	U	0.010	0.0043	mg/L			12/18/24 18:44	10
Tetrachloroethene	**0.13**		0.010	0.0035	mg/L			12/18/24 18:44	10
Toluene	0.0025	U	0.010	0.0025	mg/L			12/18/24 18:44	10
trans-1,2-Dichloroethene	0.0034	U	0.010	0.0034	mg/L			12/18/24 18:44	10
trans-1,3-Dichloropropene	0.0023	U	0.010	0.0023	mg/L			12/18/24 18:44	10
Trichloroethene	**2.2**		0.025	0.0050	mg/L			12/18/24 21:02	25
Trichlorofluoromethane	0.0033	U	0.010	0.0033	mg/L			12/18/24 18:44	10
Vinyl acetate	0.0069	U	0.020	0.0069	mg/L			12/18/24 18:44	10
Vinyl chloride	0.0040	U	0.010	0.0040	mg/L			12/18/24 18:44	10
Xylenes, Total	0.0023	U	0.010	0.0023	mg/L			12/18/24 18:44	10

Surrogate	*%Recovery*	*Qualifier*	*Limits*	*Prepared*	*Analyzed*	*Dil Fac*
1,2-Dichloroethane-d4 (Surr)	*99*		*60 - 124*		*12/18/24 18:44*	*10*
1,2-Dichloroethane-d4 (Surr)	*102*		*60 - 124*		*12/18/24 21:02*	*25*
4-Bromofluorobenzene (Surr)	*97*		*70 - 130*		*12/18/24 18:44*	*10*
4-Bromofluorobenzene (Surr)	*103*		*70 - 130*		*12/18/24 21:02*	*25*
Dibromofluoromethane (Surr)	*103*		*70 - 130*		*12/18/24 18:44*	*10*
Dibromofluoromethane (Surr)	*98*		*70 - 130*		*12/18/24 21:02*	*25*
Toluene-d8 (Surr)	*103*		*70 - 130*		*12/18/24 18:44*	*10*

Client Sample ID: MW-9S
Lab Sample ID: 680-259739-26

Date Collected: 12/10/24 16:10
Matrix: Water
Date Received: 12/11/24 13:00

Method: SW846 8260D - Volatile Organic Compounds by GC/MS (Continued)

Surrogate	*%Recovery*	*Qualifier*	*Limits*	*Prepared*	*Analyzed*	*Dil Fac*
Toluene-d8 (Surr)	*92*		*70 - 130*		*12/18/24 21:02*	*25*

Method: SW846 8081B - Organochlorine Pesticides (GC)

Analyte	Result	Qualifier	RL	MDL	Unit	D	Prepared	Analyzed	Dil Fac
Heptachlor	0.00000099	U	0.000049	0.00000099	mg/L		12/17/24 11:48	12/19/24 02:07	1

Surrogate	*%Recovery*	*Qualifier*	*Limits*	*Prepared*	*Analyzed*	*Dil Fac*
DCB Decachlorobiphenyl	*92*		*30 - 130*	*12/17/24 11:48*	*12/19/24 02:07*	*1*
Tetrachloro-m-xylene	*61*		*30 - 130*	*12/17/24 11:48*	*12/19/24 02:07*	*1*

Client Sample ID: MW-8S
Lab Sample ID: 680-259739-27

Date Collected: 12/10/24 17:10
Matrix: Water
Date Received: 12/11/24 13:00

Method: SW846 8260D - Volatile Organic Compounds by GC/MS

Analyte	Result	Qualifier	RL	MDL	Unit	D	Prepared	Analyzed	Dil Fac
1,1,1,2-Tetrachloroethane	0.0018	U	0.0050	0.0018	mg/L			12/18/24 20:23	5
1,1,1-Trichloroethane	**0.0033**	**J**	0.0050	0.0011	mg/L			12/18/24 20:23	5
1,1,2,2-Tetrachloroethane	0.0020	U	0.0050	0.0020	mg/L			12/18/24 20:23	5
1,1,2-Trichloroethane	0.0016	U	0.0050	0.0016	mg/L			12/18/24 20:23	5
1,1-Dichloroethane	**0.10**		0.0050	0.0017	mg/L			12/18/24 20:23	5
1,1-Dichloroethene	**0.033**	**J**	0.050	0.017	mg/L			12/19/24 17:48	50
1,1-Dichloropropene	0.0014	U	0.0050	0.0014	mg/L			12/18/24 20:23	5
1,2,3-Trichlorobenzene	0.0041	U	0.025	0.0041	mg/L			12/18/24 20:23	5
1,2,3-Trichloropropane	0.0024	U	0.0050	0.0024	mg/L			12/18/24 20:23	5
1,2,4-Trichlorobenzene	0.0027	U	0.025	0.0027	mg/L			12/18/24 20:23	5
1,2,4-Trimethylbenzene	**0.0051**		0.0050	0.0022	mg/L			12/18/24 20:23	5
1,2-Dibromo-3-Chloropropane	0.0090	U	0.025	0.0090	mg/L			12/18/24 20:23	5
Ethylene Dibromide	0.0017	U	0.0050	0.0017	mg/L			12/18/24 20:23	5
1,2-Dichlorobenzene	**0.0086**		0.0050	0.0016	mg/L			12/18/24 20:23	5
1,2-Dichloroethane	**0.30**		0.0050	0.0013	mg/L			12/18/24 20:23	5
1,2-Dichloroethene, Total	**0.97**		0.010	0.0019	mg/L			12/18/24 20:23	5
1,2-Dichloropropane	**0.0032**	**J**	0.0050	0.0011	mg/L			12/18/24 20:23	5
1,3,5-Trimethylbenzene	**0.0023**	**J**	0.0050	0.0014	mg/L			12/18/24 20:23	5
1,3-Dichlorobenzene	0.0016	U	0.0050	0.0016	mg/L			12/18/24 20:23	5
1,3-Dichloropropane	0.0018	U	0.0050	0.0018	mg/L			12/18/24 20:23	5
1,4-Dichlorobenzene	0.0016	U	0.0050	0.0016	mg/L			12/18/24 20:23	5
2,2-Dichloropropane	0.0018	U	0.0050	0.0018	mg/L			12/18/24 20:23	5
2-Butanone (MEK)	**2.1**		0.050	0.032	mg/L			12/18/24 20:23	5
2-Chlorotoluene	0.0013	U	0.0050	0.0013	mg/L			12/18/24 20:23	5
2-Hexanone	0.016	U	0.050	0.016	mg/L			12/18/24 20:23	5
4-Chlorotoluene	0.0021	U	0.0050	0.0021	mg/L			12/18/24 20:23	5
Acetone	**4.6**		0.050	0.019	mg/L			12/18/24 20:23	5
Benzene	**0.12**		0.0050	0.0014	mg/L			12/18/24 20:23	5
Bromobenzene	0.0012	U	0.0050	0.0012	mg/L			12/18/24 20:23	5
Bromochloromethane	0.0017	U	0.0050	0.0017	mg/L			12/18/24 20:23	5
Dichlorobromomethane	0.0013	U	0.0050	0.0013	mg/L			12/18/24 20:23	5
Bromoform	0.0030	U	0.0050	0.0030	mg/L			12/18/24 20:23	5
Bromomethane	0.019	U	0.025	0.019	mg/L			12/18/24 20:23	5

Client: Trihydro Corporation
Project/Site: PFSG, Valdosta GA Site

Job ID: 680-259739-1

Client Sample ID: MW-8S
Date Collected: 12/10/24 17:10
Date Received: 12/11/24 13:00

Lab Sample ID: 680-259739-27
Matrix: Water

Method: SW846 8260D - Volatile Organic Compounds by GC/MS (Continued)

Analyte	Result	Qualifier	RL	MDL	Unit	D	Prepared	Analyzed	Dil Fac
Carbon disulfide	0.0022	U	0.010	0.0022	mg/L			12/18/24 20:23	5
Carbon tetrachloride	0.0015	U	0.0050	0.0015	mg/L			12/18/24 20:23	5
Chlorobenzene	0.00075	U	0.0050	0.00075	mg/L			12/18/24 20:23	5
Chloroethane	**0.039**		0.025	0.023	mg/L			12/18/24 20:23	5
Chloroform	**0.13**		0.0050	0.0014	mg/L			12/18/24 20:23	5
Chloromethane	0.0027	U	0.0050	0.0027	mg/L			12/18/24 20:23	5
cis-1,2-Dichloroethene	**0.97**		0.0050	0.0013	mg/L			12/18/24 20:23	5
cis-1,3-Dichloropropene	0.0013	U	0.0050	0.0013	mg/L			12/18/24 20:23	5
Chlorodibromomethane	0.0020	U	0.0050	0.0020	mg/L			12/18/24 20:23	5
Dibromomethane	0.0017	U	0.0050	0.0017	mg/L			12/18/24 20:23	5
Dichlorodifluoromethane	0.0018	U	0.0050	0.0018	mg/L			12/18/24 20:23	5
Ethylbenzene	**0.065**		0.0050	0.0010	mg/L			12/18/24 20:23	5
Hexachlorobutadiene	0.0011	U	0.025	0.0011	mg/L			12/18/24 20:23	5
Isopropylbenzene	**0.0013**	**J**	0.0050	0.0013	mg/L			12/18/24 20:23	5
4-Methyl-2-pentanone (MIBK)	**0.23**		0.050	0.014	mg/L			12/18/24 20:23	5
Methyl tert-butyl ether	0.0041	U	0.025	0.0041	mg/L			12/18/24 20:23	5
Methylene Chloride	**2.5**		0.25	0.16	mg/L			12/19/24 17:48	50
m-Xylene & p-Xylene	**0.22**		0.0050	0.0025	mg/L			12/18/24 20:23	5
Naphthalene	0.012	U	0.025	0.012	mg/L			12/18/24 20:23	5
n-Butylbenzene	0.0026	U	0.0050	0.0026	mg/L			12/18/24 20:23	5
N-Propylbenzene	0.0021	U	0.0050	0.0021	mg/L			12/18/24 20:23	5
o-Xylene	**0.090**		0.0050	0.0013	mg/L			12/18/24 20:23	5
p-Isopropyltoluene	**0.0059**		0.0050	0.0022	mg/L			12/18/24 20:23	5
sec-Butylbenzene	0.0027	U	0.0050	0.0027	mg/L			12/18/24 20:23	5
Styrene	0.0014	U	0.0050	0.0014	mg/L			12/18/24 20:23	5
tert-Butylbenzene	0.0022	U	0.0050	0.0022	mg/L			12/18/24 20:23	5
Tetrachloroethene	**0.86**		0.0050	0.0018	mg/L			12/18/24 20:23	5
Toluene	**0.62**		0.0050	0.0013	mg/L			12/18/24 20:23	5
trans-1,2-Dichloroethene	0.0017	U	0.0050	0.0017	mg/L			12/18/24 20:23	5
trans-1,3-Dichloropropene	0.0012	U	0.0050	0.0012	mg/L			12/18/24 20:23	5
Trichloroethene	**0.65**		0.050	0.010	mg/L			12/19/24 17:48	50
Trichlorofluoromethane	0.0017	U	0.0050	0.0017	mg/L			12/18/24 20:23	5
Vinyl acetate	0.0035	U	0.010	0.0035	mg/L			12/18/24 20:23	5
Vinyl chloride	**0.84**		0.0050	0.0020	mg/L			12/18/24 20:23	5
Xylenes, Total	**0.31**		0.0050	0.0012	mg/L			12/18/24 20:23	5

Surrogate	*%Recovery*	*Qualifier*	*Limits*	*Prepared*	*Analyzed*	*Dil Fac*
1,2-Dichloroethane-d4 (Surr)	*94*		*60 - 124*		*12/18/24 20:23*	*5*
1,2-Dichloroethane-d4 (Surr)	*100*		*60 - 124*		*12/19/24 17:48*	*50*
4-Bromofluorobenzene (Surr)	*99*		*70 - 130*		*12/18/24 20:23*	*5*
4-Bromofluorobenzene (Surr)	*102*		*70 - 130*		*12/19/24 17:48*	*50*
Dibromofluoromethane (Surr)	*100*		*70 - 130*		*12/18/24 20:23*	*5*
Dibromofluoromethane (Surr)	*98*		*70 - 130*		*12/19/24 17:48*	*50*
Toluene-d8 (Surr)	*104*		*70 - 130*		*12/18/24 20:23*	*5*
Toluene-d8 (Surr)	*92*		*70 - 130*		*12/19/24 17:48*	*50*

Method: SW846 8081B - Organochlorine Pesticides (GC)

Analyte	Result	Qualifier	RL	MDL	Unit	D	Prepared	Analyzed	Dil Fac
Heptachlor	0.00000095	U	0.000047	0.0000009 5	mg/L		12/17/24 11:48	12/19/24 02:21	1

Client Sample ID: MW-8S
Lab Sample ID: 680-259739-27

Date Collected: 12/10/24 17:10
Matrix: Water
Date Received: 12/11/24 13:00

Surrogate	%Recovery	Qualifier	Limits	Prepared	Analyzed	Dil Fac
DCB Decachlorobiphenyl	54		30 - 130	12/17/24 11:48	12/19/24 02:21	1
Tetrachloro-m-xylene	36		30 - 130	12/17/24 11:48	12/19/24 02:21	1

Client Sample ID: MW-10S
Lab Sample ID: 680-259739-28

Date Collected: 12/10/24 18:15
Matrix: Water
Date Received: 12/11/24 13:00

Method: SW846 8260D - Volatile Organic Compounds by GC/MS

Analyte	Result	Qualifier	RL	MDL	Unit	D	Prepared	Analyzed	Dil Fac
1,1,1,2-Tetrachloroethane	0.18	U	0.50	0.18	mg/L			12/18/24 20:08	500
1,1,1-Trichloroethane	**83**		0.50	0.11	mg/L			12/18/24 20:08	500
1,1,2,2-Tetrachloroethane	0.20	U	0.50	0.20	mg/L			12/18/24 20:08	500
1,1,2-Trichloroethane	0.16	U	0.50	0.16	mg/L			12/18/24 20:08	500
1,1-Dichloroethane	**0.53**		0.50	0.17	mg/L			12/18/24 20:08	500
1,1-Dichloroethene	**5.2**		0.50	0.17	mg/L			12/18/24 20:08	500
1,1-Dichloropropene	0.14	U	0.50	0.14	mg/L			12/18/24 20:08	500
1,2,3-Trichlorobenzene	0.41	U	2.5	0.41	mg/L			12/18/24 20:08	500
1,2,3-Trichloropropane	0.24	U	0.50	0.24	mg/L			12/18/24 20:08	500
1,2,4-Trichlorobenzene	0.27	U	2.5	0.27	mg/L			12/18/24 20:08	500
1,2,4-Trimethylbenzene	0.22	U	0.50	0.22	mg/L			12/18/24 20:08	500
1,2-Dibromo-3-Chloropropane	0.90	U	2.5	0.90	mg/L			12/18/24 20:08	500
Ethylene Dibromide	0.17	U	0.50	0.17	mg/L			12/18/24 20:08	500
1,2-Dichlorobenzene	0.16	U	0.50	0.16	mg/L			12/18/24 20:08	500
1,2-Dichloroethane	0.13	U	0.50	0.13	mg/L			12/18/24 20:08	500
1,2-Dichloroethene, Total	**0.93**	**J**	1.0	0.19	mg/L			12/18/24 20:08	500
1,2-Dichloropropane	0.11	U	0.50	0.11	mg/L			12/18/24 20:08	500
1,3,5-Trimethylbenzene	0.14	U	0.50	0.14	mg/L			12/18/24 20:08	500
1,3-Dichlorobenzene	0.16	U	0.50	0.16	mg/L			12/18/24 20:08	500
1,3-Dichloropropane	0.18	U	0.50	0.18	mg/L			12/18/24 20:08	500
1,4-Dichlorobenzene	0.16	U	0.50	0.16	mg/L			12/18/24 20:08	500
2,2-Dichloropropane	0.18	U	0.50	0.18	mg/L			12/18/24 20:08	500
2-Butanone (MEK)	3.2	U	5.0	3.2	mg/L			12/18/24 20:08	500
2-Chlorotoluene	0.13	U	0.50	0.13	mg/L			12/18/24 20:08	500
2-Hexanone	1.6	U	5.0	1.6	mg/L			12/18/24 20:08	500
4-Chlorotoluene	0.21	U	0.50	0.21	mg/L			12/18/24 20:08	500
Acetone	1.9	U	5.0	1.9	mg/L			12/18/24 20:08	500
Benzene	0.14	U	0.50	0.14	mg/L			12/18/24 20:08	500
Bromobenzene	0.12	U	0.50	0.12	mg/L			12/18/24 20:08	500
Bromochloromethane	0.17	U	0.50	0.17	mg/L			12/18/24 20:08	500
Dichlorobromomethane	0.13	U	0.50	0.13	mg/L			12/18/24 20:08	500
Bromoform	0.30	U	0.50	0.30	mg/L			12/18/24 20:08	500
Bromomethane	1.9	U	2.5	1.9	mg/L			12/18/24 20:08	500
Carbon disulfide	0.22	U	1.0	0.22	mg/L			12/18/24 20:08	500
Carbon tetrachloride	0.15	U	0.50	0.15	mg/L			12/18/24 20:08	500
Chlorobenzene	0.075	U	0.50	0.075	mg/L			12/18/24 20:08	500
Chloroethane	2.3	U	2.5	2.3	mg/L			12/18/24 20:08	500
Chloroform	0.14	U	0.50	0.14	mg/L			12/18/24 20:08	500
Chloromethane	0.27	U	0.50	0.27	mg/L			12/18/24 20:08	500
cis-1,2-Dichloroethene	**0.93**		0.50	0.13	mg/L			12/18/24 20:08	500
cis-1,3-Dichloropropene	0.13	U	0.50	0.13	mg/L			12/18/24 20:08	500

Client Sample ID: MW-10S
Lab Sample ID: 680-259739-28

Date Collected: 12/10/24 18:15
Matrix: Water
Date Received: 12/11/24 13:00

Method: SW846 8260D - Volatile Organic Compounds by GC/MS (Continued)

Analyte	Result	Qualifier	RL	MDL	Unit	D	Prepared	Analyzed	Dil Fac
Chlorodibromomethane	0.20	U	0.50	0.20	mg/L			12/18/24 20:08	500
Dibromomethane	0.17	U	0.50	0.17	mg/L			12/18/24 20:08	500
Dichlorodifluoromethane	0.18	U	0.50	0.18	mg/L			12/18/24 20:08	500
Ethylbenzene	**0.44**	**J**	0.50	0.10	mg/L			12/18/24 20:08	500
Hexachlorobutadiene	0.11	U	2.5	0.11	mg/L			12/18/24 20:08	500
Isopropylbenzene	0.13	U	0.50	0.13	mg/L			12/18/24 20:08	500
4-Methyl-2-pentanone (MIBK)	1.4	U	5.0	1.4	mg/L			12/18/24 20:08	500
Methyl tert-butyl ether	0.41	U	2.5	0.41	mg/L			12/18/24 20:08	500
Methylene Chloride	1.6	U	2.5	1.6	mg/L			12/18/24 20:08	500
m-Xylene & p-Xylene	**1.4**		0.50	0.25	mg/L			12/18/24 20:08	500
Naphthalene	1.2	U	2.5	1.2	mg/L			12/18/24 20:08	500
n-Butylbenzene	0.26	U	0.50	0.26	mg/L			12/18/24 20:08	500
N-Propylbenzene	0.21	U	0.50	0.21	mg/L			12/18/24 20:08	500
o-Xylene	**0.30**	**J**	0.50	0.13	mg/L			12/18/24 20:08	500
p-Isopropyltoluene	0.22	U	0.50	0.22	mg/L			12/18/24 20:08	500
sec-Butylbenzene	0.27	U	0.50	0.27	mg/L			12/18/24 20:08	500
Styrene	0.14	U	0.50	0.14	mg/L			12/18/24 20:08	500
tert-Butylbenzene	0.22	U	0.50	0.22	mg/L			12/18/24 20:08	500
Tetrachloroethene	**7.9**		0.50	0.18	mg/L			12/18/24 20:08	500
Toluene	**17**		0.50	0.13	mg/L			12/18/24 20:08	500
trans-1,2-Dichloroethene	0.17	U	0.50	0.17	mg/L			12/18/24 20:08	500
trans-1,3-Dichloropropene	0.12	U	0.50	0.12	mg/L			12/18/24 20:08	500
Trichloroethene	**4.6**		0.50	0.10	mg/L			12/18/24 20:08	500
Trichlorofluoromethane	0.17	U	0.50	0.17	mg/L			12/18/24 20:08	500
Vinyl acetate	0.35	U	1.0	0.35	mg/L			12/18/24 20:08	500
Vinyl chloride	0.20	U	0.50	0.20	mg/L			12/18/24 20:08	500
Xylenes, Total	**1.7**		0.50	0.12	mg/L			12/18/24 20:08	500

Surrogate	*%Recovery*	*Qualifier*	*Limits*	*Prepared*	*Analyzed*	*Dil Fac*
1,2-Dichloroethane-d4 (Surr)	*92*		*60 - 124*		*12/18/24 20:08*	*500*
4-Bromofluorobenzene (Surr)	*102*		*70 - 130*		*12/18/24 20:08*	*500*
Dibromofluoromethane (Surr)	*94*		*70 - 130*		*12/18/24 20:08*	*500*
Toluene-d8 (Surr)	*97*		*70 - 130*		*12/18/24 20:08*	*500*

Method: SW846 8081B - Organochlorine Pesticides (GC)

Analyte	Result	Qualifier	RL	MDL	Unit	D	Prepared	Analyzed	Dil Fac
Heptachlor	0.00000097	U	0.000048	0.0000009 7	mg/L		12/17/24 11:48	12/19/24 02:35	1

Surrogate	*%Recovery*	*Qualifier*	*Limits*	*Prepared*	*Analyzed*	*Dil Fac*
DCB Decachlorobiphenyl	*65*		*30 - 130*	*12/17/24 11:48*	*12/19/24 02:35*	*1*
Tetrachloro-m-xylene	*22*	*p S1-*	*30 - 130*	*12/17/24 11:48*	*12/19/24 02:35*	*1*

Client Sample ID: Dup 2
Lab Sample ID: 680-259739-29

Date Collected: 12/10/24 00:00
Matrix: Water
Date Received: 12/11/24 13:00

Method: SW846 8260D - Volatile Organic Compounds by GC/MS

Analyte	Result	Qualifier	RL	MDL	Unit	D	Prepared	Analyzed	Dil Fac
1,1,1,2-Tetrachloroethane	0.00036	U	0.0010	0.00036	mg/L			12/19/24 15:05	1
1,1,1-Trichloroethane	0.00021	U	0.0010	0.00021	mg/L			12/19/24 15:05	1

Client: Trihydro Corporation
Project/Site: PFSG, Valdosta GA Site

Job ID: 680-259739-1

Client Sample ID: Dup 2
Date Collected: 12/10/24 00:00
Date Received: 12/11/24 13:00

Lab Sample ID: 680-259739-29
Matrix: Water

Method: SW846 8260D - Volatile Organic Compounds by GC/MS (Continued)

Analyte	Result	Qualifier	RL	MDL	Unit	D	Prepared	Analyzed	Dil Fac
1,1,2,2-Tetrachloroethane	0.00040	U	0.0010	0.00040	mg/L			12/19/24 15:05	1
1,1,2-Trichloroethane	0.00032	U	0.0010	0.00032	mg/L			12/19/24 15:05	1
1,1-Dichloroethane	**0.0032**		0.0010	0.00033	mg/L			12/19/24 15:05	1
1,1-Dichloroethene	**0.00090**	**J**	0.0010	0.00033	mg/L			12/19/24 15:05	1
1,1-Dichloropropene	0.00028	U	0.0010	0.00028	mg/L			12/19/24 15:05	1
1,2,3-Trichlorobenzene	0.00081	U	0.0050	0.00081	mg/L			12/19/24 15:05	1
1,2,3-Trichloropropane	0.00048	U	0.0010	0.00048	mg/L			12/19/24 15:05	1
1,2,4-Trichlorobenzene	0.00053	U	0.0050	0.00053	mg/L			12/19/24 15:05	1
1,2,4-Trimethylbenzene	**0.0037**		0.0010	0.00043	mg/L			12/19/24 15:05	1
1,2-Dibromo-3-Chloropropane	0.0018	U *+	0.0050	0.0018	mg/L			12/19/24 15:05	1
Ethylene Dibromide	0.00033	U	0.0010	0.00033	mg/L			12/19/24 15:05	1
1,2-Dichlorobenzene	**0.00034**	**J**	0.0010	0.00031	mg/L			12/19/24 15:05	1
1,2-Dichloroethane	0.00025	U	0.0010	0.00025	mg/L			12/19/24 15:05	1
1,2-Dichloroethene, Total	**0.0019**	**J**	0.0020	0.00037	mg/L			12/19/24 15:05	1
1,2-Dichloropropane	0.00022	U	0.0010	0.00022	mg/L			12/19/24 15:05	1
1,3,5-Trimethylbenzene	0.00028	U	0.0010	0.00028	mg/L			12/19/24 15:05	1
1,3-Dichlorobenzene	0.00031	U	0.0010	0.00031	mg/L			12/19/24 15:05	1
1,3-Dichloropropane	0.00036	U	0.0010	0.00036	mg/L			12/19/24 15:05	1
1,4-Dichlorobenzene	0.00031	U	0.0010	0.00031	mg/L			12/19/24 15:05	1
2,2-Dichloropropane	0.00035	U	0.0010	0.00035	mg/L			12/19/24 15:05	1
2-Butanone (MEK)	0.0064	U	0.010	0.0064	mg/L			12/19/24 15:05	1
2-Chlorotoluene	0.00025	U	0.0010	0.00025	mg/L			12/19/24 15:05	1
2-Hexanone	0.0032	U	0.010	0.0032	mg/L			12/19/24 15:05	1
4-Chlorotoluene	0.00041	U	0.0010	0.00041	mg/L			12/19/24 15:05	1
Acetone	0.0037	U	0.010	0.0037	mg/L			12/19/24 15:05	1
Benzene	**0.010**		0.0010	0.00027	mg/L			12/19/24 15:05	1
Bromobenzene	0.00024	U	0.0010	0.00024	mg/L			12/19/24 15:05	1
Bromochloromethane	0.00034	U	0.0010	0.00034	mg/L			12/19/24 15:05	1
Dichlorobromomethane	0.00025	U	0.0010	0.00025	mg/L			12/19/24 15:05	1
Bromoform	0.00059	U	0.0010	0.00059	mg/L			12/19/24 15:05	1
Bromomethane	0.0037	U	0.0050	0.0037	mg/L			12/19/24 15:05	1
Carbon disulfide	0.00043	U	0.0020	0.00043	mg/L			12/19/24 15:05	1
Carbon tetrachloride	0.00030	U	0.0010	0.00030	mg/L			12/19/24 15:05	1
Chlorobenzene	0.00015	U	0.0010	0.00015	mg/L			12/19/24 15:05	1
Chloroethane	0.0046	U	0.0050	0.0046	mg/L			12/19/24 15:05	1
Chloroform	0.00027	U	0.0010	0.00027	mg/L			12/19/24 15:05	1
Chloromethane	0.00054	U	0.0010	0.00054	mg/L			12/19/24 15:05	1
cis-1,2-Dichloroethene	**0.0019**		0.0010	0.00025	mg/L			12/19/24 15:05	1
cis-1,3-Dichloropropene	0.00026	U	0.0010	0.00026	mg/L			12/19/24 15:05	1
Chlorodibromomethane	0.00039	U	0.0010	0.00039	mg/L			12/19/24 15:05	1
Dibromomethane	0.00034	U	0.0010	0.00034	mg/L			12/19/24 15:05	1
Dichlorodifluoromethane	0.00036	U	0.0010	0.00036	mg/L			12/19/24 15:05	1
Ethylbenzene	**0.0014**		0.0010	0.00020	mg/L			12/19/24 15:05	1
Hexachlorobutadiene	0.00022	U	0.0050	0.00022	mg/L			12/19/24 15:05	1
Isopropylbenzene	**0.00061**	**J**	0.0010	0.00026	mg/L			12/19/24 15:05	1
4-Methyl-2-pentanone (MIBK)	0.0027	U	0.010	0.0027	mg/L			12/19/24 15:05	1
Methyl tert-butyl ether	0.00081	U *+	0.0050	0.00081	mg/L			12/19/24 15:05	1
Methylene Chloride	0.0032	U	0.0050	0.0032	mg/L			12/19/24 15:05	1
m-Xylene & p-Xylene	**0.0018**		0.0010	0.00049	mg/L			12/19/24 15:05	1

Client Sample ID: Dup 2

Lab Sample ID: 680-259739-29

Date Collected: 12/10/24 00:00

Matrix: Water

Date Received: 12/11/24 13:00

Method: SW846 8260D - Volatile Organic Compounds by GC/MS (Continued)

Analyte	Result	Qualifier	RL	MDL	Unit	D	Prepared	Analyzed	Dil Fac
Naphthalene	0.0024	U	0.0050	0.0024	mg/L			12/19/24 15:05	1
n-Butylbenzene	0.00052	U	0.0010	0.00052	mg/L			12/19/24 15:05	1
N-Propylbenzene	0.00041	U	0.0010	0.00041	mg/L			12/19/24 15:05	1
o-Xylene	**0.00051**	**J**	0.0010	0.00026	mg/L			12/19/24 15:05	1
p-Isopropyltoluene	0.00044	U	0.0010	0.00044	mg/L			12/19/24 15:05	1
sec-Butylbenzene	0.00053	U	0.0010	0.00053	mg/L			12/19/24 15:05	1
Styrene	0.00027	U	0.0010	0.00027	mg/L			12/19/24 15:05	1
tert-Butylbenzene	0.00043	U	0.0010	0.00043	mg/L			12/19/24 15:05	1
Tetrachloroethene	0.00035	U	0.0010	0.00035	mg/L			12/19/24 15:05	1
Toluene	**0.00044**	**J**	0.0010	0.00025	mg/L			12/19/24 15:05	1
trans-1,2-Dichloroethene	0.00034	U	0.0010	0.00034	mg/L			12/19/24 15:05	1
trans-1,3-Dichloropropene	0.00023	U	0.0010	0.00023	mg/L			12/19/24 15:05	1
Trichloroethene	**0.0028**		0.0010	0.00020	mg/L			12/19/24 15:05	1
Trichlorofluoromethane	0.00033	U	0.0010	0.00033	mg/L			12/19/24 15:05	1
Vinyl acetate	0.00069	U	0.0020	0.00069	mg/L			12/19/24 15:05	1
Vinyl chloride	**0.0042**		0.0010	0.00040	mg/L			12/19/24 15:05	1
Xylenes, Total	**0.0023**		0.0010	0.00023	mg/L			12/19/24 15:05	1

Surrogate	*%Recovery*	*Qualifier*	*Limits*	*Prepared*	*Analyzed*	*Dil Fac*
1,2-Dichloroethane-d4 (Surr)	*103*		*60 - 124*		*12/19/24 15:05*	*1*
4-Bromofluorobenzene (Surr)	*101*		*70 - 130*		*12/19/24 15:05*	*1*
Dibromofluoromethane (Surr)	*99*		*70 - 130*		*12/19/24 15:05*	*1*
Toluene-d8 (Surr)	*92*		*70 - 130*		*12/19/24 15:05*	*1*

Client Sample ID: Dup 3

Lab Sample ID: 680-259739-30

Date Collected: 12/10/24 00:00

Matrix: Water

Date Received: 12/11/24 13:00

Method: SW846 8260D - Volatile Organic Compounds by GC/MS

Analyte	Result	Qualifier	RL	MDL	Unit	D	Prepared	Analyzed	Dil Fac
1,1,1,2-Tetrachloroethane	0.00036	U	0.0010	0.00036	mg/L			12/18/24 15:44	1
1,1,2,2-Tetrachloroethane	0.00040	U	0.0010	0.00040	mg/L			12/18/24 15:44	1
1,1,2-Trichloroethane	**0.00048**	**J**	0.0010	0.00032	mg/L			12/18/24 15:44	1
1,1-Dichloroethane	**0.0043**		0.0010	0.00033	mg/L			12/18/24 15:44	1
1,1-Dichloroethene	**0.58**		0.0050	0.0017	mg/L			12/18/24 16:44	5
1,1-Dichloropropene	0.00028	U	0.0010	0.00028	mg/L			12/18/24 15:44	1
1,2,3-Trichlorobenzene	0.00081	U	0.0050	0.00081	mg/L			12/18/24 15:44	1
1,2,3-Trichloropropane	0.00048	U	0.0010	0.00048	mg/L			12/18/24 15:44	1
1,2,4-Trichlorobenzene	0.00053	U	0.0050	0.00053	mg/L			12/18/24 15:44	1
1,2,4-Trimethylbenzene	0.00043	U	0.0010	0.00043	mg/L			12/18/24 15:44	1
1,2-Dibromo-3-Chloropropane	0.0018	U	0.0050	0.0018	mg/L			12/18/24 15:44	1
Ethylene Dibromide	0.00033	U	0.0010	0.00033	mg/L			12/18/24 15:44	1
1,2-Dichlorobenzene	0.00031	U	0.0010	0.00031	mg/L			12/18/24 15:44	1
1,2-Dichloroethane	0.00025	U	0.0010	0.00025	mg/L			12/18/24 15:44	1
1,2-Dichloroethene, Total	**0.0014**	**J**	0.0020	0.00037	mg/L			12/18/24 15:44	1
1,2-Dichloropropane	0.00022	U	0.0010	0.00022	mg/L			12/18/24 15:44	1
1,3,5-Trimethylbenzene	0.00028	U	0.0010	0.00028	mg/L			12/18/24 15:44	1
1,3-Dichlorobenzene	0.00031	U	0.0010	0.00031	mg/L			12/18/24 15:44	1
1,3-Dichloropropane	0.00036	U	0.0010	0.00036	mg/L			12/18/24 15:44	1
1,4-Dichlorobenzene	0.00031	U	0.0010	0.00031	mg/L			12/18/24 15:44	1

Client: Trihydro Corporation
Project/Site: PFSG, Valdosta GA Site

Job ID: 680-259739-1

Client Sample ID: Dup 3
Date Collected: 12/10/24 00:00
Date Received: 12/11/24 13:00

Lab Sample ID: 680-259739-30
Matrix: Water

Method: SW846 8260D - Volatile Organic Compounds by GC/MS (Continued)

Analyte	Result	Qualifier	RL	MDL	Unit	D	Prepared	Analyzed	Dil Fac
2,2-Dichloropropane	0.00035	U	0.0010	0.00035	mg/L			12/18/24 15:44	1
2-Butanone (MEK)	0.0064	U	0.010	0.0064	mg/L			12/18/24 15:44	1
2-Chlorotoluene	0.00025	U	0.0010	0.00025	mg/L			12/18/24 15:44	1
2-Hexanone	0.0032	U	0.010	0.0032	mg/L			12/18/24 15:44	1
4-Chlorotoluene	0.00041	U	0.0010	0.00041	mg/L			12/18/24 15:44	1
Acetone	0.0037	U	0.010	0.0037	mg/L			12/18/24 15:44	1
Benzene	**0.00036**	**J**	0.0010	0.00027	mg/L			12/18/24 15:44	1
Bromobenzene	0.00024	U	0.0010	0.00024	mg/L			12/18/24 15:44	1
Bromochloromethane	0.00034	U	0.0010	0.00034	mg/L			12/18/24 15:44	1
Dichlorobromomethane	0.00025	U	0.0010	0.00025	mg/L			12/18/24 15:44	1
Bromoform	0.00059	U	0.0010	0.00059	mg/L			12/18/24 15:44	1
Bromomethane	0.0037	U	0.0050	0.0037	mg/L			12/18/24 15:44	1
Carbon disulfide	0.00043	U	0.0020	0.00043	mg/L			12/18/24 15:44	1
Carbon tetrachloride	0.00030	U	0.0010	0.00030	mg/L			12/18/24 15:44	1
Chlorobenzene	**0.00083**	**J**	0.0010	0.00015	mg/L			12/18/24 15:44	1
Chloroethane	0.0046	U	0.0050	0.0046	mg/L			12/18/24 15:44	1
Chloroform	0.00027	U	0.0010	0.00027	mg/L			12/18/24 15:44	1
Chloromethane	0.00054	U	0.0010	0.00054	mg/L			12/18/24 15:44	1
cis-1,2-Dichloroethene	**0.0014**		0.0010	0.00025	mg/L			12/18/24 15:44	1
cis-1,3-Dichloropropene	0.00026	U	0.0010	0.00026	mg/L			12/18/24 15:44	1
Chlorodibromomethane	0.00039	U	0.0010	0.00039	mg/L			12/18/24 15:44	1
Dibromomethane	0.00034	U	0.0010	0.00034	mg/L			12/18/24 15:44	1
Dichlorodifluoromethane	0.00036	U	0.0010	0.00036	mg/L			12/18/24 15:44	1
Ethylbenzene	**0.0020**		0.0010	0.00020	mg/L			12/18/24 15:44	1
Hexachlorobutadiene	0.00022	U	0.0050	0.00022	mg/L			12/18/24 15:44	1
Isopropylbenzene	0.00026	U	0.0010	0.00026	mg/L			12/18/24 15:44	1
4-Methyl-2-pentanone (MIBK)	0.0027	U	0.010	0.0027	mg/L			12/18/24 15:44	1
Methyl tert-butyl ether	0.00081	U	0.0050	0.00081	mg/L			12/18/24 15:44	1
Methylene Chloride	0.0032	U	0.0050	0.0032	mg/L			12/18/24 15:44	1
m-Xylene & p-Xylene	**0.0066**		0.0010	0.00049	mg/L			12/18/24 15:44	1
Naphthalene	0.0024	U	0.0050	0.0024	mg/L			12/18/24 15:44	1
n-Butylbenzene	0.00052	U	0.0010	0.00052	mg/L			12/18/24 15:44	1
N-Propylbenzene	0.00041	U	0.0010	0.00041	mg/L			12/18/24 15:44	1
o-Xylene	**0.0016**		0.0010	0.00026	mg/L			12/18/24 15:44	1
p-Isopropyltoluene	0.00044	U	0.0010	0.00044	mg/L			12/18/24 15:44	1
sec-Butylbenzene	0.00053	U	0.0010	0.00053	mg/L			12/18/24 15:44	1
Styrene	0.00027	U	0.0010	0.00027	mg/L			12/18/24 15:44	1
tert-Butylbenzene	0.00043	U	0.0010	0.00043	mg/L			12/18/24 15:44	1
Tetrachloroethene	**0.20**		0.0010	0.00035	mg/L			12/18/24 15:44	1
Toluene	**0.13**		0.0010	0.00025	mg/L			12/18/24 15:44	1
trans-1,2-Dichloroethene	0.00034	U	0.0010	0.00034	mg/L			12/18/24 15:44	1
trans-1,3-Dichloropropene	0.00023	U	0.0010	0.00023	mg/L			12/18/24 15:44	1
Trichloroethene	**0.11**		0.0010	0.00020	mg/L			12/18/24 15:44	1
Trichlorofluoromethane	**0.0013**		0.0010	0.00033	mg/L			12/18/24 15:44	1
Vinyl acetate	0.00069	U	0.0020	0.00069	mg/L			12/18/24 15:44	1
Vinyl chloride	0.00040	U	0.0010	0.00040	mg/L			12/18/24 15:44	1
Xylenes, Total	**0.0082**		0.0010	0.00023	mg/L			12/18/24 15:44	1

Surrogate	*%Recovery*	*Qualifier*	*Limits*	*Prepared*	*Analyzed*	*Dil Fac*
1,2-Dichloroethane-d4 (Surr)	*91*		*60 - 124*		*12/18/24 15:44*	*1*

Client Sample ID: Dup 3

Lab Sample ID: 680-259739-30

Date Collected: 12/10/24 00:00

Matrix: Water

Date Received: 12/11/24 13:00

Method: SW846 8260D - Volatile Organic Compounds by GC/MS (Continued)

Surrogate	%Recovery	Qualifier	Limits	Prepared	Analyzed	Dil Fac
1,2-Dichloroethane-d4 (Surr)	100		60 - 124		12/18/24 16:44	5
4-Bromofluorobenzene (Surr)	102		70 - 130		12/18/24 15:44	1
4-Bromofluorobenzene (Surr)	103		70 - 130		12/18/24 16:44	5
Dibromofluoromethane (Surr)	96		70 - 130		12/18/24 15:44	1
Dibromofluoromethane (Surr)	100		70 - 130		12/18/24 16:44	5
Toluene-d8 (Surr)	99		70 - 130		12/18/24 15:44	1
Toluene-d8 (Surr)	93		70 - 130		12/18/24 16:44	5

Method: SW846 8260D - Volatile Organic Compounds by GC/MS - DL

Analyte	Result	Qualifier	RL	MDL	Unit	D	Prepared	Analyzed	Dil Fac
1,1,1-Trichloroethane	1.1		0.010	0.0021	mg/L			12/18/24 20:15	10

Surrogate	%Recovery	Qualifier	Limits	Prepared	Analyzed	Dil Fac
1,2-Dichloroethane-d4 (Surr)	100		60 - 124		12/18/24 20:15	10
4-Bromofluorobenzene (Surr)	102		70 - 130		12/18/24 20:15	10
Dibromofluoromethane (Surr)	99		70 - 130		12/18/24 20:15	10
Toluene-d8 (Surr)	93		70 - 130		12/18/24 20:15	10

Client Sample ID: Equipment Blank

Lab Sample ID: 680-259739-31

Date Collected: 12/10/24 18:30

Matrix: Water

Date Received: 12/11/24 13:00

Method: SW846 8260D - Volatile Organic Compounds by GC/MS

Analyte	Result	Qualifier	RL	MDL	Unit	D	Prepared	Analyzed	Dil Fac
1,1,1,2-Tetrachloroethane	0.00036	U	0.0010	0.00036	mg/L			12/18/24 13:30	1
1,1,1-Trichloroethane	0.00021	U	0.0010	0.00021	mg/L			12/18/24 13:30	1
1,1,2,2-Tetrachloroethane	0.00040	U	0.0010	0.00040	mg/L			12/18/24 13:30	1
1,1,2-Trichloroethane	0.00032	U	0.0010	0.00032	mg/L			12/18/24 13:30	1
1,1-Dichloroethane	0.00033	U	0.0010	0.00033	mg/L			12/18/24 13:30	1
1,1-Dichloroethene	0.00033	U	0.0010	0.00033	mg/L			12/18/24 13:30	1
1,1-Dichloropropene	0.00028	U	0.0010	0.00028	mg/L			12/18/24 13:30	1
1,2,3-Trichlorobenzene	0.00081	U	0.0050	0.00081	mg/L			12/18/24 13:30	1
1,2,3-Trichloropropane	0.00048	U	0.0010	0.00048	mg/L			12/18/24 13:30	1
1,2,4-Trichlorobenzene	0.00053	U	0.0050	0.00053	mg/L			12/18/24 13:30	1
1,2,4-Trimethylbenzene	0.00043	U	0.0010	0.00043	mg/L			12/18/24 13:30	1
1,2-Dibromo-3-Chloropropane	0.0018	U	0.0050	0.0018	mg/L			12/18/24 13:30	1
Ethylene Dibromide	0.00033	U	0.0010	0.00033	mg/L			12/18/24 13:30	1
1,2-Dichlorobenzene	0.00031	U	0.0010	0.00031	mg/L			12/18/24 13:30	1
1,2-Dichloroethane	0.00025	U	0.0010	0.00025	mg/L			12/18/24 13:30	1
1,2-Dichloroethene, Total	0.00037	U	0.0020	0.00037	mg/L			12/18/24 13:30	1
1,2-Dichloropropane	0.00022	U	0.0010	0.00022	mg/L			12/18/24 13:30	1
1,3,5-Trimethylbenzene	0.00028	U	0.0010	0.00028	mg/L			12/18/24 13:30	1
1,3-Dichlorobenzene	0.00031	U	0.0010	0.00031	mg/L			12/18/24 13:30	1
1,3-Dichloropropane	0.00036	U	0.0010	0.00036	mg/L			12/18/24 13:30	1
1,4-Dichlorobenzene	0.00031	U	0.0010	0.00031	mg/L			12/18/24 13:30	1
2,2-Dichloropropane	0.00035	U	0.0010	0.00035	mg/L			12/18/24 13:30	1
2-Butanone (MEK)	0.0064	U	0.010	0.0064	mg/L			12/18/24 13:30	1
2-Chlorotoluene	0.00025	U	0.0010	0.00025	mg/L			12/18/24 13:30	1
2-Hexanone	0.0032	U	0.010	0.0032	mg/L			12/18/24 13:30	1
4-Chlorotoluene	0.00041	U	0.0010	0.00041	mg/L			12/18/24 13:30	1

Client: Trihydro Corporation
Project/Site: PFSG, Valdosta GA Site

Job ID: 680-259739-1

Client Sample ID: Equipment Blank
Date Collected: 12/10/24 18:30
Date Received: 12/11/24 13:00

Lab Sample ID: 680-259739-31
Matrix: Water

Method: SW846 8260D - Volatile Organic Compounds by GC/MS (Continued)

Analyte	Result	Qualifier	RL	MDL	Unit	D	Prepared	Analyzed	Dil Fac
Acetone	0.0037	U	0.010	0.0037	mg/L			12/18/24 13:30	1
Benzene	0.00027	U	0.0010	0.00027	mg/L			12/18/24 13:30	1
Bromobenzene	0.00024	U	0.0010	0.00024	mg/L			12/18/24 13:30	1
Bromochloromethane	0.00034	U	0.0010	0.00034	mg/L			12/18/24 13:30	1
Dichlorobromomethane	0.00025	U	0.0010	0.00025	mg/L			12/18/24 13:30	1
Bromoform	0.00059	U	0.0010	0.00059	mg/L			12/18/24 13:30	1
Bromomethane	0.0037	U	0.0050	0.0037	mg/L			12/18/24 13:30	1
Carbon disulfide	0.00043	U	0.0020	0.00043	mg/L			12/18/24 13:30	1
Carbon tetrachloride	0.00030	U	0.0010	0.00030	mg/L			12/18/24 13:30	1
Chlorobenzene	0.00015	U	0.0010	0.00015	mg/L			12/18/24 13:30	1
Chloroethane	0.0046	U	0.0050	0.0046	mg/L			12/18/24 13:30	1
Chloroform	0.00027	U	0.0010	0.00027	mg/L			12/18/24 13:30	1
Chloromethane	0.00054	U	0.0010	0.00054	mg/L			12/18/24 13:30	1
cis-1,2-Dichloroethene	0.00025	U	0.0010	0.00025	mg/L			12/18/24 13:30	1
cis-1,3-Dichloropropene	0.00026	U	0.0010	0.00026	mg/L			12/18/24 13:30	1
Chlorodibromomethane	0.00039	U	0.0010	0.00039	mg/L			12/18/24 13:30	1
Dibromomethane	0.00034	U	0.0010	0.00034	mg/L			12/18/24 13:30	1
Dichlorodifluoromethane	0.00036	U	0.0010	0.00036	mg/L			12/18/24 13:30	1
Ethylbenzene	0.00020	U	0.0010	0.00020	mg/L			12/18/24 13:30	1
Hexachlorobutadiene	0.00022	U	0.0050	0.00022	mg/L			12/19/24 12:27	1
Isopropylbenzene	0.00026	U	0.0010	0.00026	mg/L			12/18/24 13:30	1
4-Methyl-2-pentanone (MIBK)	0.0027	U	0.010	0.0027	mg/L			12/18/24 13:30	1
Methyl tert-butyl ether	0.00081	U	0.0050	0.00081	mg/L			12/18/24 13:30	1
Methylene Chloride	0.0032	U	0.0050	0.0032	mg/L			12/18/24 13:30	1
m-Xylene & p-Xylene	0.00049	U	0.0010	0.00049	mg/L			12/18/24 13:30	1
Naphthalene	0.0024	U	0.0050	0.0024	mg/L			12/18/24 13:30	1
n-Butylbenzene	0.00052	U	0.0010	0.00052	mg/L			12/18/24 13:30	1
N-Propylbenzene	0.00041	U	0.0010	0.00041	mg/L			12/18/24 13:30	1
o-Xylene	0.00026	U	0.0010	0.00026	mg/L			12/18/24 13:30	1
p-Isopropyltoluene	0.00044	U	0.0010	0.00044	mg/L			12/18/24 13:30	1
sec-Butylbenzene	0.00053	U	0.0010	0.00053	mg/L			12/18/24 13:30	1
Styrene	0.00027	U	0.0010	0.00027	mg/L			12/18/24 13:30	1
tert-Butylbenzene	0.00043	U	0.0010	0.00043	mg/L			12/18/24 13:30	1
Tetrachloroethene	0.00035	U	0.0010	0.00035	mg/L			12/18/24 13:30	1
Toluene	0.00025	U	0.0010	0.00025	mg/L			12/18/24 13:30	1
trans-1,2-Dichloroethene	0.00034	U	0.0010	0.00034	mg/L			12/18/24 13:30	1
trans-1,3-Dichloropropene	0.00023	U	0.0010	0.00023	mg/L			12/18/24 13:30	1
Trichloroethene	0.00020	U	0.0010	0.00020	mg/L			12/18/24 13:30	1
Trichlorofluoromethane	0.00033	U	0.0010	0.00033	mg/L			12/18/24 13:30	1
Vinyl acetate	0.00069	U	0.0020	0.00069	mg/L			12/18/24 13:30	1
Vinyl chloride	0.00040	U	0.0010	0.00040	mg/L			12/18/24 13:30	1
Xylenes, Total	0.00023	U	0.0010	0.00023	mg/L			12/18/24 13:30	1

Surrogate	*%Recovery*	*Qualifier*	*Limits*	*Prepared*	*Analyzed*	*Dil Fac*
1,2-Dichloroethane-d4 (Surr)	*91*		*60 - 124*		*12/18/24 13:30*	*1*
1,2-Dichloroethane-d4 (Surr)	*99*		*60 - 124*		*12/19/24 12:27*	*1*
4-Bromofluorobenzene (Surr)	*104*		*70 - 130*		*12/18/24 13:30*	*1*
4-Bromofluorobenzene (Surr)	*103*		*70 - 130*		*12/19/24 12:27*	*1*
Dibromofluoromethane (Surr)	*94*		*70 - 130*		*12/18/24 13:30*	*1*
Dibromofluoromethane (Surr)	*97*		*70 - 130*		*12/19/24 12:27*	*1*

Client Sample ID: Equipment Blank
Lab Sample ID: 680-259739-31

Date Collected: 12/10/24 18:30
Matrix: Water
Date Received: 12/11/24 13:00

Method: SW846 8260D - Volatile Organic Compounds by GC/MS (Continued)

Surrogate	*%Recovery*	*Qualifier*	*Limits*	*Prepared*	*Analyzed*	*Dil Fac*
Toluene-d8 (Surr)	*97*		*70 - 130*		*12/18/24 13:30*	*1*
Toluene-d8 (Surr)	*92*		*70 - 130*		*12/19/24 12:27*	*1*

Method: SW846 8081B - Organochlorine Pesticides (GC)

Analyte	Result	Qualifier	RL	MDL	Unit	D	Prepared	Analyzed	Dil Fac
Heptachlor	0.00000091	U	0.000046	0.0000009 1	mg/L		12/17/24 11:48	12/19/24 02:50	1

Surrogate	*%Recovery*	*Qualifier*	*Limits*	*Prepared*	*Analyzed*	*Dil Fac*
DCB Decachlorobiphenyl	*84*		*30 - 130*	*12/17/24 11:48*	*12/19/24 02:50*	*1*
Tetrachloro-m-xylene	*64*		*30 - 130*	*12/17/24 11:48*	*12/19/24 02:50*	*1*

Client Sample ID: Equipment Blank
Lab Sample ID: 680-259739-32

Date Collected: 12/10/24 18:40
Matrix: Water
Date Received: 12/11/24 13:00

Method: SW846 8260D - Volatile Organic Compounds by GC/MS

Analyte	Result	Qualifier	RL	MDL	Unit	D	Prepared	Analyzed	Dil Fac
1,1,1,2-Tetrachloroethane	0.00036	U	0.0010	0.00036	mg/L			12/18/24 13:52	1
1,1,1-Trichloroethane	0.00021	U	0.0010	0.00021	mg/L			12/18/24 13:52	1
1,1,2,2-Tetrachloroethane	0.00040	U	0.0010	0.00040	mg/L			12/18/24 13:52	1
1,1,2-Trichloroethane	0.00032	U	0.0010	0.00032	mg/L			12/18/24 13:52	1
1,1-Dichloroethane	0.00033	U	0.0010	0.00033	mg/L			12/18/24 13:52	1
1,1-Dichloroethene	0.00033	U	0.0010	0.00033	mg/L			12/18/24 13:52	1
1,1-Dichloropropene	0.00028	U	0.0010	0.00028	mg/L			12/18/24 13:52	1
1,2,3-Trichlorobenzene	0.00081	U	0.0050	0.00081	mg/L			12/18/24 13:52	1
1,2,3-Trichloropropane	0.00048	U	0.0010	0.00048	mg/L			12/18/24 13:52	1
1,2,4-Trichlorobenzene	0.00053	U	0.0050	0.00053	mg/L			12/18/24 13:52	1
1,2,4-Trimethylbenzene	0.00043	U	0.0010	0.00043	mg/L			12/18/24 13:52	1
1,2-Dibromo-3-Chloropropane	0.0018	U	0.0050	0.0018	mg/L			12/18/24 13:52	1
Ethylene Dibromide	0.00033	U	0.0010	0.00033	mg/L			12/18/24 13:52	1
1,2-Dichlorobenzene	0.00031	U	0.0010	0.00031	mg/L			12/18/24 13:52	1
1,2-Dichloroethane	0.00025	U	0.0010	0.00025	mg/L			12/18/24 13:52	1
1,2-Dichloroethene, Total	0.00037	U	0.0020	0.00037	mg/L			12/18/24 13:52	1
1,2-Dichloropropane	0.00022	U	0.0010	0.00022	mg/L			12/18/24 13:52	1
1,3,5-Trimethylbenzene	0.00028	U	0.0010	0.00028	mg/L			12/18/24 13:52	1
1,3-Dichlorobenzene	0.00031	U	0.0010	0.00031	mg/L			12/18/24 13:52	1
1,3-Dichloropropane	0.00036	U	0.0010	0.00036	mg/L			12/18/24 13:52	1
1,4-Dichlorobenzene	0.00031	U	0.0010	0.00031	mg/L			12/18/24 13:52	1
2,2-Dichloropropane	0.00035	U	0.0010	0.00035	mg/L			12/18/24 13:52	1
2-Butanone (MEK)	0.0064	U	0.010	0.0064	mg/L			12/18/24 13:52	1
2-Chlorotoluene	0.00025	U	0.0010	0.00025	mg/L			12/18/24 13:52	1
2-Hexanone	0.0032	U	0.010	0.0032	mg/L			12/18/24 13:52	1
4-Chlorotoluene	0.00041	U	0.0010	0.00041	mg/L			12/18/24 13:52	1
Acetone	0.0037	U	0.010	0.0037	mg/L			12/18/24 13:52	1
Benzene	0.00027	U	0.0010	0.00027	mg/L			12/18/24 13:52	1
Bromobenzene	0.00024	U	0.0010	0.00024	mg/L			12/18/24 13:52	1
Bromochloromethane	0.00034	U	0.0010	0.00034	mg/L			12/18/24 13:52	1
Dichlorobromomethane	0.00025	U	0.0010	0.00025	mg/L			12/18/24 13:52	1
Bromoform	0.00059	U	0.0010	0.00059	mg/L			12/18/24 13:52	1

Client Sample ID: Equipment Blank
Date Collected: 12/10/24 18:40
Date Received: 12/11/24 13:00

Lab Sample ID: 680-259739-32
Matrix: Water

Method: SW846 8260D - Volatile Organic Compounds by GC/MS (Continued)

Analyte	Result	Qualifier	RL	MDL	Unit	D	Prepared	Analyzed	Dil Fac
Bromomethane	0.0037	U	0.0050	0.0037	mg/L			12/18/24 13:52	1
Carbon disulfide	0.00043	U	0.0020	0.00043	mg/L			12/18/24 13:52	1
Carbon tetrachloride	0.00030	U	0.0010	0.00030	mg/L			12/18/24 13:52	1
Chlorobenzene	0.00015	U	0.0010	0.00015	mg/L			12/18/24 13:52	1
Chloroethane	0.0046	U	0.0050	0.0046	mg/L			12/18/24 13:52	1
Chloroform	0.00027	U	0.0010	0.00027	mg/L			12/18/24 13:52	1
Chloromethane	0.00054	U	0.0010	0.00054	mg/L			12/18/24 13:52	1
cis-1,2-Dichloroethene	0.00025	U	0.0010	0.00025	mg/L			12/18/24 13:52	1
cis-1,3-Dichloropropene	0.00026	U	0.0010	0.00026	mg/L			12/18/24 13:52	1
Chlorodibromomethane	0.00039	U	0.0010	0.00039	mg/L			12/18/24 13:52	1
Dibromomethane	0.00034	U	0.0010	0.00034	mg/L			12/18/24 13:52	1
Dichlorodifluoromethane	0.00036	U	0.0010	0.00036	mg/L			12/18/24 13:52	1
Ethylbenzene	0.00020	U	0.0010	0.00020	mg/L			12/18/24 13:52	1
Hexachlorobutadiene	0.00022	U	0.0050	0.00022	mg/L			12/18/24 13:52	1
Isopropylbenzene	0.00026	U	0.0010	0.00026	mg/L			12/18/24 13:52	1
4-Methyl-2-pentanone (MIBK)	0.0027	U	0.010	0.0027	mg/L			12/18/24 13:52	1
Methyl tert-butyl ether	0.00081	U	0.0050	0.00081	mg/L			12/18/24 13:52	1
Methylene Chloride	0.0032	U	0.0050	0.0032	mg/L			12/18/24 13:52	1
m-Xylene & p-Xylene	0.00049	U	0.0010	0.00049	mg/L			12/18/24 13:52	1
Naphthalene	0.0024	U	0.0050	0.0024	mg/L			12/18/24 13:52	1
n-Butylbenzene	0.00052	U	0.0010	0.00052	mg/L			12/18/24 13:52	1
N-Propylbenzene	0.00041	U	0.0010	0.00041	mg/L			12/18/24 13:52	1
o-Xylene	0.00026	U	0.0010	0.00026	mg/L			12/18/24 13:52	1
p-Isopropyltoluene	0.00044	U	0.0010	0.00044	mg/L			12/18/24 13:52	1
sec-Butylbenzene	0.00053	U	0.0010	0.00053	mg/L			12/18/24 13:52	1
Styrene	0.00027	U	0.0010	0.00027	mg/L			12/18/24 13:52	1
tert-Butylbenzene	0.00043	U	0.0010	0.00043	mg/L			12/18/24 13:52	1
Tetrachloroethene	0.00035	U	0.0010	0.00035	mg/L			12/18/24 13:52	1
Toluene	0.00025	U	0.0010	0.00025	mg/L			12/18/24 13:52	1
trans-1,2-Dichloroethene	0.00034	U	0.0010	0.00034	mg/L			12/18/24 13:52	1
trans-1,3-Dichloropropene	0.00023	U	0.0010	0.00023	mg/L			12/18/24 13:52	1
Trichloroethene	0.00020	U	0.0010	0.00020	mg/L			12/18/24 13:52	1
Trichlorofluoromethane	0.00033	U	0.0010	0.00033	mg/L			12/18/24 13:52	1
Vinyl acetate	0.00069	U	0.0020	0.00069	mg/L			12/18/24 13:52	1
Vinyl chloride	0.00040	U	0.0010	0.00040	mg/L			12/18/24 13:52	1
Xylenes, Total	0.00023	U	0.0010	0.00023	mg/L			12/18/24 13:52	1

Surrogate	*%Recovery*	*Qualifier*	*Limits*	*Prepared*	*Analyzed*	*Dil Fac*
1,2-Dichloroethane-d4 (Surr)	*91*		*60 - 124*		*12/18/24 13:52*	*1*
4-Bromofluorobenzene (Surr)	*103*		*70 - 130*		*12/18/24 13:52*	*1*
Dibromofluoromethane (Surr)	*94*		*70 - 130*		*12/18/24 13:52*	*1*
Toluene-d8 (Surr)	*96*		*70 - 130*		*12/18/24 13:52*	*1*

Method: SW846 8081B - Organochlorine Pesticides (GC)

Analyte	Result	Qualifier	RL	MDL	Unit	D	Prepared	Analyzed	Dil Fac
Heptachlor	0.00000096	U	0.000048	0.00000096	mg/L		12/17/24 11:48	12/19/24 03:04	1

Surrogate	*%Recovery*	*Qualifier*	*Limits*	*Prepared*	*Analyzed*	*Dil Fac*
DCB Decachlorobiphenyl	*63*		*30 - 130*	*12/17/24 11:48*	*12/19/24 03:04*	*1*

Client Sample ID: Equipment Blank
Lab Sample ID: 680-259739-32

Date Collected: 12/10/24 18:40
Matrix: Water
Date Received: 12/11/24 13:00

Method: SW846 8081B - Organochlorine Pesticides (GC) (Continued)

Surrogate	%Recovery	Qualifier	Limits	Prepared	Analyzed	Dil Fac
Tetrachloro-m-xylene	42		30 - 130	12/17/24 11:48	12/19/24 03:04	1

Client Sample ID: Trip Blank
Lab Sample ID: 680-259739-33

Date Collected: 12/10/24 08:00
Matrix: Water
Date Received: 12/11/24 13:00

Method: SW846 8260D - Volatile Organic Compounds by GC/MS

Analyte	Result	Qualifier	RL	MDL	Unit	D	Prepared	Analyzed	Dil Fac
1,1,1,2-Tetrachloroethane	0.00036	U	0.0010	0.00036	mg/L			12/18/24 12:36	1
1,1,1-Trichloroethane	0.00021	U	0.0010	0.00021	mg/L			12/18/24 12:36	1
1,1,2,2-Tetrachloroethane	0.00040	U	0.0010	0.00040	mg/L			12/18/24 12:36	1
1,1,2-Trichloroethane	0.00032	U	0.0010	0.00032	mg/L			12/18/24 12:36	1
1,1-Dichloroethane	0.00033	U	0.0010	0.00033	mg/L			12/18/24 12:36	1
1,1-Dichloroethene	0.00033	U	0.0010	0.00033	mg/L			12/18/24 12:36	1
1,1-Dichloropropene	0.00028	U	0.0010	0.00028	mg/L			12/18/24 12:36	1
1,2,3-Trichlorobenzene	0.00081	U	0.0050	0.00081	mg/L			12/18/24 12:36	1
1,2,3-Trichloropropane	0.00048	U	0.0010	0.00048	mg/L			12/18/24 12:36	1
1,2,4-Trichlorobenzene	0.00053	U	0.0050	0.00053	mg/L			12/18/24 12:36	1
1,2,4-Trimethylbenzene	0.00043	U	0.0010	0.00043	mg/L			12/18/24 12:36	1
1,2-Dibromo-3-Chloropropane	0.0018	U	0.0050	0.0018	mg/L			12/18/24 12:36	1
Ethylene Dibromide	0.00033	U	0.0010	0.00033	mg/L			12/18/24 12:36	1
1,2-Dichlorobenzene	0.00031	U	0.0010	0.00031	mg/L			12/18/24 12:36	1
1,2-Dichloroethane	0.00025	U	0.0010	0.00025	mg/L			12/18/24 12:36	1
1,2-Dichloroethene, Total	0.00037	U	0.0020	0.00037	mg/L			12/18/24 12:36	1
1,2-Dichloropropane	0.00022	U	0.0010	0.00022	mg/L			12/18/24 12:36	1
1,3,5-Trimethylbenzene	0.00028	U	0.0010	0.00028	mg/L			12/18/24 12:36	1
1,3-Dichlorobenzene	0.00031	U	0.0010	0.00031	mg/L			12/18/24 12:36	1
1,3-Dichloropropane	0.00036	U	0.0010	0.00036	mg/L			12/18/24 12:36	1
1,4-Dichlorobenzene	0.00031	U	0.0010	0.00031	mg/L			12/18/24 12:36	1
2,2-Dichloropropane	0.00035	U	0.0010	0.00035	mg/L			12/18/24 12:36	1
2-Butanone (MEK)	0.0064	U	0.010	0.0064	mg/L			12/18/24 12:36	1
2-Chlorotoluene	0.00025	U	0.0010	0.00025	mg/L			12/18/24 12:36	1
2-Hexanone	0.0032	U	0.010	0.0032	mg/L			12/18/24 12:36	1
4-Chlorotoluene	0.00041	U	0.0010	0.00041	mg/L			12/18/24 12:36	1
Acetone	0.013		0.010	0.0037	mg/L			12/18/24 14:14	1
Benzene	0.00027	U	0.0010	0.00027	mg/L			12/18/24 12:36	1
Bromobenzene	0.00024	U	0.0010	0.00024	mg/L			12/18/24 12:36	1
Bromochloromethane	0.00034	U	0.0010	0.00034	mg/L			12/18/24 12:36	1
Dichlorobromomethane	0.00025	U	0.0010	0.00025	mg/L			12/18/24 12:36	1
Bromoform	0.00059	U	0.0010	0.00059	mg/L			12/18/24 12:36	1
Bromomethane	0.0037	U	0.0050	0.0037	mg/L			12/18/24 12:36	1
Carbon disulfide	0.00043	U	0.0020	0.00043	mg/L			12/18/24 12:36	1
Carbon tetrachloride	0.00030	U	0.0010	0.00030	mg/L			12/18/24 12:36	1
Chlorobenzene	0.00015	U	0.0010	0.00015	mg/L			12/18/24 12:36	1
Chloroethane	0.0046	U	0.0050	0.0046	mg/L			12/18/24 12:36	1
Chloroform	0.00027	U	0.0010	0.00027	mg/L			12/18/24 12:36	1
Chloromethane	0.00054	U	0.0010	0.00054	mg/L			12/18/24 12:36	1
cis-1,2-Dichloroethene	0.00025	U	0.0010	0.00025	mg/L			12/18/24 12:36	1
cis-1,3-Dichloropropene	0.00026	U	0.0010	0.00026	mg/L			12/18/24 12:36	1

Client: Trihydro Corporation
Project/Site: PFSG, Valdosta GA Site

Job ID: 680-259739-1

Client Sample ID: Trip Blank
Date Collected: 12/10/24 08:00
Date Received: 12/11/24 13:00

Lab Sample ID: 680-259739-33
Matrix: Water

Method: SW846 8260D - Volatile Organic Compounds by GC/MS (Continued)

Analyte	Result	Qualifier	RL	MDL	Unit	D	Prepared	Analyzed	Dil Fac
Chlorodibromomethane	0.00039	U	0.0010	0.00039	mg/L			12/18/24 12:36	1
Dibromomethane	0.00034	U	0.0010	0.00034	mg/L			12/18/24 12:36	1
Dichlorodifluoromethane	0.00036	U	0.0010	0.00036	mg/L			12/18/24 12:36	1
Ethylbenzene	0.00020	U	0.0010	0.00020	mg/L			12/18/24 12:36	1
Hexachlorobutadiene	0.00022	U	0.0050	0.00022	mg/L			12/18/24 12:36	1
Isopropylbenzene	0.00026	U	0.0010	0.00026	mg/L			12/18/24 12:36	1
4-Methyl-2-pentanone (MIBK)	0.0027	U	0.010	0.0027	mg/L			12/18/24 12:36	1
Methyl tert-butyl ether	0.00081	U	0.0050	0.00081	mg/L			12/18/24 12:36	1
Methylene Chloride	0.0032	U	0.0050	0.0032	mg/L			12/18/24 12:36	1
m-Xylene & p-Xylene	0.00049	U	0.0010	0.00049	mg/L			12/18/24 12:36	1
Naphthalene	0.0024	U	0.0050	0.0024	mg/L			12/18/24 12:36	1
n-Butylbenzene	0.00052	U	0.0010	0.00052	mg/L			12/18/24 14:14	1
N-Propylbenzene	0.00041	U	0.0010	0.00041	mg/L			12/18/24 12:36	1
o-Xylene	0.00026	U	0.0010	0.00026	mg/L			12/18/24 12:36	1
p-Isopropyltoluene	0.00044	U	0.0010	0.00044	mg/L			12/18/24 12:36	1
sec-Butylbenzene	0.00053	U	0.0010	0.00053	mg/L			12/18/24 12:36	1
Styrene	0.00027	U	0.0010	0.00027	mg/L			12/18/24 12:36	1
tert-Butylbenzene	0.00043	U	0.0010	0.00043	mg/L			12/18/24 12:36	1
Tetrachloroethene	0.00035	U	0.0010	0.00035	mg/L			12/18/24 12:36	1
Toluene	0.00025	U	0.0010	0.00025	mg/L			12/18/24 12:36	1
trans-1,2-Dichloroethene	0.00034	U	0.0010	0.00034	mg/L			12/18/24 12:36	1
trans-1,3-Dichloropropene	0.00023	U	0.0010	0.00023	mg/L			12/18/24 12:36	1
Trichloroethene	0.00020	U	0.0010	0.00020	mg/L			12/18/24 12:36	1
Trichlorofluoromethane	0.00033	U	0.0010	0.00033	mg/L			12/18/24 12:36	1
Vinyl acetate	0.00069	U	0.0020	0.00069	mg/L			12/18/24 12:36	1
Vinyl chloride	0.00040	U	0.0010	0.00040	mg/L			12/18/24 12:36	1
Xylenes, Total	0.00023	U	0.0010	0.00023	mg/L			12/18/24 12:36	1

Surrogate	*%Recovery*	*Qualifier*	*Limits*	*Prepared*	*Analyzed*	*Dil Fac*
1,2-Dichloroethane-d4 (Surr)	*93*		*60 - 124*		*12/18/24 12:36*	*1*
1,2-Dichloroethane-d4 (Surr)	*91*		*60 - 124*		*12/18/24 14:14*	*1*
4-Bromofluorobenzene (Surr)	*96*		*70 - 130*		*12/18/24 12:36*	*1*
4-Bromofluorobenzene (Surr)	*104*		*70 - 130*		*12/18/24 14:14*	*1*
Dibromofluoromethane (Surr)	*101*		*70 - 130*		*12/18/24 12:36*	*1*
Dibromofluoromethane (Surr)	*93*		*70 - 130*		*12/18/24 14:14*	*1*
Toluene-d8 (Surr)	*107*		*70 - 130*		*12/18/24 12:36*	*1*
Toluene-d8 (Surr)	*97*		*70 - 130*		*12/18/24 14:14*	*1*

Method: 8260D - Volatile Organic Compounds by GC/MS

Lab Sample ID: MB 680-869502/8
Matrix: Water
Analysis Batch: 869502

Client Sample ID: Method Blank
Prep Type: Total/NA

Analyte	MB Result	MB Qualifier	RL	MDL	Unit	D	Prepared	Analyzed	Dil Fac
1,1,1,2-Tetrachloroethane	0.00036	U	0.0010	0.00036	mg/L			12/18/24 12:05	1
1,1,1-Trichloroethane	0.00021	U	0.0010	0.00021	mg/L			12/18/24 12:05	1
1,1,2,2-Tetrachloroethane	0.00040	U	0.0010	0.00040	mg/L			12/18/24 12:05	1
1,1,2-Trichloroethane	0.00032	U	0.0010	0.00032	mg/L			12/18/24 12:05	1
1,1-Dichloroethane	0.00033	U	0.0010	0.00033	mg/L			12/18/24 12:05	1
1,1-Dichloroethene	0.00033	U	0.0010	0.00033	mg/L			12/18/24 12:05	1
1,1-Dichloropropene	0.00028	U	0.0010	0.00028	mg/L			12/18/24 12:05	1
1,2,3-Trichlorobenzene	0.00081	U	0.0050	0.00081	mg/L			12/18/24 12:05	1
1,2,3-Trichloropropane	0.00048	U	0.0010	0.00048	mg/L			12/18/24 12:05	1
1,2,4-Trichlorobenzene	0.00053	U	0.0050	0.00053	mg/L			12/18/24 12:05	1
1,2,4-Trimethylbenzene	0.00043	U	0.0010	0.00043	mg/L			12/18/24 12:05	1
1,2-Dibromo-3-Chloropropane	0.0018	U	0.0050	0.0018	mg/L			12/18/24 12:05	1
Ethylene Dibromide	0.00033	U	0.0010	0.00033	mg/L			12/18/24 12:05	1
1,2-Dichlorobenzene	0.00031	U	0.0010	0.00031	mg/L			12/18/24 12:05	1
1,2-Dichloroethane	0.00025	U	0.0010	0.00025	mg/L			12/18/24 12:05	1
1,2-Dichloroethene, Total	0.00037	U	0.0020	0.00037	mg/L			12/18/24 12:05	1
1,2-Dichloropropane	0.00022	U	0.0010	0.00022	mg/L			12/18/24 12:05	1
1,3,5-Trimethylbenzene	0.00028	U	0.0010	0.00028	mg/L			12/18/24 12:05	1
1,3-Dichlorobenzene	0.000323	J	0.0010	0.00031	mg/L			12/18/24 12:05	1
1,3-Dichloropropane	0.00036	U	0.0010	0.00036	mg/L			12/18/24 12:05	1
1,4-Dichlorobenzene	0.00031	U	0.0010	0.00031	mg/L			12/18/24 12:05	1
2,2-Dichloropropane	0.00035	U	0.0010	0.00035	mg/L			12/18/24 12:05	1
2-Butanone (MEK)	0.0064	U	0.010	0.0064	mg/L			12/18/24 12:05	1
2-Chlorotoluene	0.00025	U	0.0010	0.00025	mg/L			12/18/24 12:05	1
2-Hexanone	0.0032	U	0.010	0.0032	mg/L			12/18/24 12:05	1
4-Chlorotoluene	0.00041	U	0.0010	0.00041	mg/L			12/18/24 12:05	1
Acetone	0.0037	U	0.010	0.0037	mg/L			12/18/24 12:05	1
Benzene	0.00027	U	0.0010	0.00027	mg/L			12/18/24 12:05	1
Bromobenzene	0.00024	U	0.0010	0.00024	mg/L			12/18/24 12:05	1
Bromochloromethane	0.00034	U	0.0010	0.00034	mg/L			12/18/24 12:05	1
Dichlorobromomethane	0.00025	U	0.0010	0.00025	mg/L			12/18/24 12:05	1
Bromoform	0.00059	U	0.0010	0.00059	mg/L			12/18/24 12:05	1
Bromomethane	0.0037	U	0.0050	0.0037	mg/L			12/18/24 12:05	1
Carbon disulfide	0.00043	U	0.0020	0.00043	mg/L			12/18/24 12:05	1
Carbon tetrachloride	0.00030	U	0.0010	0.00030	mg/L			12/18/24 12:05	1
Chlorobenzene	0.00015	U	0.0010	0.00015	mg/L			12/18/24 12:05	1
Chloroethane	0.0046	U	0.0050	0.0046	mg/L			12/18/24 12:05	1
Chloroform	0.00027	U	0.0010	0.00027	mg/L			12/18/24 12:05	1
Chloromethane	0.00054	U	0.0010	0.00054	mg/L			12/18/24 12:05	1
cis-1,2-Dichloroethene	0.00025	U	0.0010	0.00025	mg/L			12/18/24 12:05	1
cis-1,3-Dichloropropene	0.00026	U	0.0010	0.00026	mg/L			12/18/24 12:05	1
Chlorodibromomethane	0.00039	U	0.0010	0.00039	mg/L			12/18/24 12:05	1
Dibromomethane	0.00034	U	0.0010	0.00034	mg/L			12/18/24 12:05	1
Dichlorodifluoromethane	0.00036	U	0.0010	0.00036	mg/L			12/18/24 12:05	1
Ethylbenzene	0.00020	U	0.0010	0.00020	mg/L			12/18/24 12:05	1
Hexachlorobutadiene	0.000427	J	0.0050	0.00022	mg/L			12/18/24 12:05	1
Isopropylbenzene	0.00026	U	0.0010	0.00026	mg/L			12/18/24 12:05	1
4-Methyl-2-pentanone (MIBK)	0.0027	U	0.010	0.0027	mg/L			12/18/24 12:05	1

Method: 8260D - Volatile Organic Compounds by GC/MS (Continued)

Lab Sample ID: MB 680-869502/8
Matrix: Water
Analysis Batch: 869502

Client Sample ID: Method Blank
Prep Type: Total/NA

Analyte	MB Result	MB Qualifier	RL	MDL	Unit	D	Prepared	Analyzed	Dil Fac
Methyl tert-butyl ether	0.00081	U	0.0050	0.00081	mg/L			12/18/24 12:05	1
Methylene Chloride	0.0032	U	0.0050	0.0032	mg/L			12/18/24 12:05	1
m-Xylene & p-Xylene	0.00049	U	0.0010	0.00049	mg/L			12/18/24 12:05	1
Naphthalene	0.0024	U	0.0050	0.0024	mg/L			12/18/24 12:05	1
n-Butylbenzene	0.000723	J	0.0010	0.00052	mg/L			12/18/24 12:05	1
N-Propylbenzene	0.00041	U	0.0010	0.00041	mg/L			12/18/24 12:05	1
o-Xylene	0.00026	U	0.0010	0.00026	mg/L			12/18/24 12:05	1
p-Isopropyltoluene	0.00044	U	0.0010	0.00044	mg/L			12/18/24 12:05	1
sec-Butylbenzene	0.00053	U	0.0010	0.00053	mg/L			12/18/24 12:05	1
Styrene	0.00027	U	0.0010	0.00027	mg/L			12/18/24 12:05	1
tert-Butylbenzene	0.00043	U	0.0010	0.00043	mg/L			12/18/24 12:05	1
Tetrachloroethene	0.00035	U	0.0010	0.00035	mg/L			12/18/24 12:05	1
Toluene	0.00025	U	0.0010	0.00025	mg/L			12/18/24 12:05	1
trans-1,2-Dichloroethene	0.00034	U	0.0010	0.00034	mg/L			12/18/24 12:05	1
trans-1,3-Dichloropropene	0.00023	U	0.0010	0.00023	mg/L			12/18/24 12:05	1
Trichloroethene	0.00020	U	0.0010	0.00020	mg/L			12/18/24 12:05	1
Trichlorofluoromethane	0.00033	U	0.0010	0.00033	mg/L			12/18/24 12:05	1
Vinyl acetate	0.00069	U	0.0020	0.00069	mg/L			12/18/24 12:05	1
Vinyl chloride	0.00040	U	0.0010	0.00040	mg/L			12/18/24 12:05	1
Xylenes, Total	0.00023	U	0.0010	0.00023	mg/L			12/18/24 12:05	1

Surrogate	*MB %Recovery*	*MB Qualifier*	*Limits*	*Prepared*	*Analyzed*	*Dil Fac*
1,2-Dichloroethane-d4 (Surr)	*95*		*60 - 124*		*12/18/24 12:05*	*1*
4-Bromofluorobenzene (Surr)	*96*		*70 - 130*		*12/18/24 12:05*	*1*
Dibromofluoromethane (Surr)	*100*		*70 - 130*		*12/18/24 12:05*	*1*
Toluene-d8 (Surr)	*106*		*70 - 130*		*12/18/24 12:05*	*1*

Lab Sample ID: LCS 680-869502/4
Matrix: Water
Analysis Batch: 869502

Client Sample ID: Lab Control Sample
Prep Type: Total/NA

Analyte	Spike Added	LCS Result	LCS Qualifier	Unit	D	%Rec	%Rec Limits
1,1,1,2-Tetrachloroethane	0.0500	0.0466		mg/L		93	70 - 130
1,1,1-Trichloroethane	0.0500	0.0460		mg/L		92	70 - 130
1,1,2,2-Tetrachloroethane	0.0500	0.0477		mg/L		95	70 - 130
1,1,2-Trichloroethane	0.0500	0.0488		mg/L		98	70 - 130
1,1-Dichloroethane	0.0500	0.0479		mg/L		96	70 - 130
1,1-Dichloroethene	0.0500	0.0470		mg/L		94	70 - 130
1,1-Dichloropropene	0.0500	0.0478		mg/L		96	70 - 130
1,2,3-Trichlorobenzene	0.0500	0.0493		mg/L		99	61 - 141
1,2,3-Trichloropropane	0.0500	0.0463		mg/L		93	70 - 130
1,2,4-Trichlorobenzene	0.0500	0.0509		mg/L		102	70 - 130
1,2,4-Trimethylbenzene	0.0500	0.0507		mg/L		101	70 - 130
1,2-Dibromo-3-Chloropropane	0.0500	0.0405		mg/L		81	70 - 130
Ethylene Dibromide	0.0500	0.0470		mg/L		94	70 - 130
1,2-Dichlorobenzene	0.0500	0.0495		mg/L		99	70 - 130
1,2-Dichloroethane	0.0500	0.0457		mg/L		91	70 - 130
1,2-Dichloroethene, Total	0.100	0.0957		mg/L		96	70 - 130

Method: 8260D - Volatile Organic Compounds by GC/MS (Continued)

Lab Sample ID: LCS 680-869502/4
Matrix: Water
Analysis Batch: 869502

Client Sample ID: Lab Control Sample
Prep Type: Total/NA

Analyte	Spike Added	LCS Result	LCS Qualifier	Unit	D	%Rec	%Rec Limits
1,2-Dichloropropane	0.0500	0.0489		mg/L		98	70 - 130
1,3,5-Trimethylbenzene	0.0500	0.0518		mg/L		104	70 - 130
1,3-Dichlorobenzene	0.0500	0.0497		mg/L		99	70 - 130
1,3-Dichloropropane	0.0500	0.0478		mg/L		96	70 - 130
1,4-Dichlorobenzene	0.0500	0.0491		mg/L		98	70 - 130
2,2-Dichloropropane	0.0500	0.0471		mg/L		94	70 - 130
2-Butanone (MEK)	0.250	0.228		mg/L		91	69 - 120
2-Chlorotoluene	0.0500	0.0505		mg/L		101	70 - 130
2-Hexanone	0.250	0.227		mg/L		91	70 - 130
4-Chlorotoluene	0.0500	0.0501		mg/L		100	70 - 130
Acetone	0.250	0.234		mg/L		93	67 - 120
Benzene	0.0500	0.0509		mg/L		102	70 - 130
Bromobenzene	0.0500	0.0485		mg/L		97	70 - 130
Bromochloromethane	0.0500	0.0467		mg/L		93	70 - 130
Dichlorobromomethane	0.0500	0.0506		mg/L		101	70 - 130
Bromoform	0.0500	0.0404		mg/L		81	69 - 129
Bromomethane	0.0500	0.0575		mg/L		115	28 - 192
Carbon disulfide	0.0500	0.0460		mg/L		92	70 - 130
Carbon tetrachloride	0.0500	0.0435		mg/L		87	70 - 130
Chlorobenzene	0.0500	0.0478		mg/L		96	70 - 130
Chloroethane	0.0500	0.0451		mg/L		90	31 - 213
Chloroform	0.0500	0.0473		mg/L		95	70 - 130
Chloromethane	0.0500	0.0492		mg/L		98	59 - 127
cis-1,2-Dichloroethene	0.0500	0.0473		mg/L		95	70 - 130
cis-1,3-Dichloropropene	0.0500	0.0425		mg/L		85	70 - 130
Chlorodibromomethane	0.0500	0.0421		mg/L		84	70 - 130
Dibromomethane	0.0500	0.0452		mg/L		90	70 - 130
Dichlorodifluoromethane	0.0500	0.0455		mg/L		91	70 - 130
Ethylbenzene	0.0500	0.0513		mg/L		103	70 - 130
Hexachlorobutadiene	0.0500	0.0541		mg/L		108	70 - 130
Isopropylbenzene	0.0500	0.0569		mg/L		114	70 - 130
4-Methyl-2-pentanone (MIBK)	0.250	0.228		mg/L		91	68 - 120
Methyl tert-butyl ether	0.0500	0.0440		mg/L		88	70 - 130
Methylene Chloride	0.0500	0.0474		mg/L		95	70 - 130
m-Xylene & p-Xylene	0.0500	0.0507		mg/L		101	70 - 130
Naphthalene	0.0500	0.0473		mg/L		95	57 - 149
n-Butylbenzene	0.0500	0.0513		mg/L		103	70 - 130
N-Propylbenzene	0.0500	0.0531		mg/L		106	70 - 130
o-Xylene	0.0500	0.0496		mg/L		99	70 - 130
p-Isopropyltoluene	0.0500	0.0521		mg/L		104	70 - 130
sec-Butylbenzene	0.0500	0.0524		mg/L		105	70 - 130
Styrene	0.0500	0.0510		mg/L		102	70 - 130
tert-Butylbenzene	0.0500	0.0507		mg/L		101	70 - 130
Tetrachloroethene	0.0500	0.0523		mg/L		105	70 - 130
Toluene	0.0500	0.0499		mg/L		100	70 - 130
trans-1,2-Dichloroethene	0.0500	0.0484		mg/L		97	70 - 130
trans-1,3-Dichloropropene	0.0500	0.0449		mg/L		90	70 - 130
Trichloroethene	0.0500	0.0473		mg/L		95	70 - 130
Trichlorofluoromethane	0.0500	0.0575		mg/L		115	63 - 142

Method: 8260D - Volatile Organic Compounds by GC/MS (Continued)

Lab Sample ID: LCS 680-869502/4
Matrix: Water
Analysis Batch: 869502

Client Sample ID: Lab Control Sample
Prep Type: Total/NA

Analyte			Spike Added	LCS Result	LCS Qualifier	Unit	D	%Rec	%Rec Limits		
Vinyl acetate			0.100	0.106		mg/L		106	67 - 135		
Vinyl chloride			0.0500	0.0535		mg/L		107	66 - 129		
Xylenes, Total			0.100	0.100		mg/L		100	70 - 130		

Surrogate	*LCS %Recovery*	*LCS Qualifier*	*Limits*
1,2-Dichloroethane-d4 (Surr)	*90*		*60 - 124*
4-Bromofluorobenzene (Surr)	*97*		*70 - 130*
Dibromofluoromethane (Surr)	*97*		*70 - 130*
Toluene-d8 (Surr)	*101*		*70 - 130*

Lab Sample ID: LCSD 680-869502/5
Matrix: Water
Analysis Batch: 869502

Client Sample ID: Lab Control Sample Dup
Prep Type: Total/NA

Analyte			Spike Added	LCSD Result	LCSD Qualifier	Unit	D	%Rec	%Rec Limits	RPD	RPD Limit
1,1,1,2-Tetrachloroethane			0.0500	0.0475		mg/L		95	70 - 130	2	30
1,1,1-Trichloroethane			0.0500	0.0459		mg/L		92	70 - 130	0	30
1,1,2,2-Tetrachloroethane			0.0500	0.0501		mg/L		100	70 - 130	5	30
1,1,2-Trichloroethane			0.0500	0.0511		mg/L		102	70 - 130	5	30
1,1-Dichloroethane			0.0500	0.0477		mg/L		95	70 - 130	0	30
1,1-Dichloroethene			0.0500	0.0462		mg/L		92	70 - 130	2	20
1,1-Dichloropropene			0.0500	0.0473		mg/L		95	70 - 130	1	20
1,2,3-Trichlorobenzene			0.0500	0.0504		mg/L		101	61 - 141	2	30
1,2,3-Trichloropropane			0.0500	0.0480		mg/L		96	70 - 130	4	30
1,2,4-Trichlorobenzene			0.0500	0.0511		mg/L		102	70 - 130	0	30
1,2,4-Trimethylbenzene			0.0500	0.0509		mg/L		102	70 - 130	0	30
1,2-Dibromo-3-Chloropropane			0.0500	0.0426		mg/L		85	70 - 130	5	30
Ethylene Dibromide			0.0500	0.0484		mg/L		97	70 - 130	3	30
1,2-Dichlorobenzene			0.0500	0.0494		mg/L		99	70 - 130	0	30
1,2-Dichloroethane			0.0500	0.0476		mg/L		95	70 - 130	4	50
1,2-Dichloroethene, Total			0.100	0.0955		mg/L		95	70 - 130	0	20
1,2-Dichloropropane			0.0500	0.0492		mg/L		98	70 - 130	1	20
1,3,5-Trimethylbenzene			0.0500	0.0518		mg/L		104	70 - 130	0	30
1,3-Dichlorobenzene			0.0500	0.0496		mg/L		99	70 - 130	0	30
1,3-Dichloropropane			0.0500	0.0502		mg/L		100	70 - 130	5	20
1,4-Dichlorobenzene			0.0500	0.0494		mg/L		99	70 - 130	1	30
2,2-Dichloropropane			0.0500	0.0465		mg/L		93	70 - 130	1	20
2-Butanone (MEK)			0.250	0.237		mg/L		95	69 - 120	4	30
2-Chlorotoluene			0.0500	0.0499		mg/L		100	70 - 130	1	30
2-Hexanone			0.250	0.242		mg/L		97	70 - 130	6	20
4-Chlorotoluene			0.0500	0.0500		mg/L		100	70 - 130	0	30
Acetone			0.250	0.237		mg/L		95	67 - 120	1	30
Benzene			0.0500	0.0510		mg/L		102	70 - 130	0	30
Bromobenzene			0.0500	0.0487		mg/L		97	70 - 130	0	30
Bromochloromethane			0.0500	0.0474		mg/L		95	70 - 130	1	30
Dichlorobromomethane			0.0500	0.0509		mg/L		102	70 - 130	1	30
Bromoform			0.0500	0.0415		mg/L		83	69 - 129	3	30
Bromomethane			0.0500	0.0599		mg/L		120	28 - 192	4	30

Method: 8260D - Volatile Organic Compounds by GC/MS (Continued)

Lab Sample ID: LCSD 680-869502/5
Matrix: Water
Analysis Batch: 869502

Client Sample ID: Lab Control Sample Dup
Prep Type: Total/NA

Analyte			Spike Added	LCSD Result	LCSD Qualifier	Unit	D	%Rec	%Rec Limits	RPD	RPD Limit
Carbon disulfide			0.0500	0.0451		mg/L		90	70 - 130	2	30
Carbon tetrachloride			0.0500	0.0433		mg/L		87	70 - 130	0	30
Chlorobenzene			0.0500	0.0477		mg/L		95	70 - 130	0	30
Chloroethane			0.0500	0.0464		mg/L		93	31 - 213	3	30
Chloroform			0.0500	0.0479		mg/L		96	70 - 130	1	30
Chloromethane			0.0500	0.0504		mg/L		101	59 - 127	2	30
cis-1,2-Dichloroethene			0.0500	0.0472		mg/L		94	70 - 130	0	30
cis-1,3-Dichloropropene			0.0500	0.0430		mg/L		86	70 - 130	1	20
Chlorodibromomethane			0.0500	0.0437		mg/L		87	70 - 130	4	30
Dibromomethane			0.0500	0.0470		mg/L		94	70 - 130	4	30
Dichlorodifluoromethane			0.0500	0.0439		mg/L		88	70 - 130	3	40
Ethylbenzene			0.0500	0.0509		mg/L		102	70 - 130	1	20
Hexachlorobutadiene			0.0500	0.0528		mg/L		106	70 - 130	2	20
Isopropylbenzene			0.0500	0.0563		mg/L		113	70 - 130	1	30
4-Methyl-2-pentanone (MIBK)			0.250	0.242		mg/L		97	68 - 120	6	30
Methyl tert-butyl ether			0.0500	0.0459		mg/L		92	70 - 130	4	30
Methylene Chloride			0.0500	0.0475		mg/L		95	70 - 130	0	30
m-Xylene & p-Xylene			0.0500	0.0502		mg/L		100	70 - 130	1	30
Naphthalene			0.0500	0.0488		mg/L		98	57 - 149	3	30
n-Butylbenzene			0.0500	0.0507		mg/L		101	70 - 130	1	30
N-Propylbenzene			0.0500	0.0527		mg/L		105	70 - 130	1	30
o-Xylene			0.0500	0.0495		mg/L		99	70 - 130	0	30
p-Isopropyltoluene			0.0500	0.0515		mg/L		103	70 - 130	1	30
sec-Butylbenzene			0.0500	0.0518		mg/L		104	70 - 130	1	30
Styrene			0.0500	0.0507		mg/L		101	70 - 130	1	30
tert-Butylbenzene			0.0500	0.0506		mg/L		101	70 - 130	0	30
Tetrachloroethene			0.0500	0.0519		mg/L		104	70 - 130	1	30
Toluene			0.0500	0.0501		mg/L		100	70 - 130	1	30
trans-1,2-Dichloroethene			0.0500	0.0482		mg/L		96	70 - 130	0	30
trans-1,3-Dichloropropene			0.0500	0.0467		mg/L		93	70 - 130	4	30
Trichloroethene			0.0500	0.0471		mg/L		94	70 - 130	0	30
Trichlorofluoromethane			0.0500	0.0541		mg/L		108	63 - 142	6	30
Vinyl acetate			0.100	0.110		mg/L		110	67 - 135	5	30
Vinyl chloride			0.0500	0.0532		mg/L		106	66 - 129	1	30
Xylenes, Total			0.100	0.0997		mg/L		100	70 - 130	1	30

Surrogate	*LCSD %Recovery*	*LCSD Qualifier*	*Limits*
1,2-Dichloroethane-d4 (Surr)	*93*		*60 - 124*
4-Bromofluorobenzene (Surr)	*97*		*70 - 130*
Dibromofluoromethane (Surr)	*98*		*70 - 130*
Toluene-d8 (Surr)	*101*		*70 - 130*

Lab Sample ID: MB 680-869506/8
Matrix: Water
Analysis Batch: 869506

Client Sample ID: Method Blank
Prep Type: Total/NA

Analyte	MB Result	MB Qualifier	RL	MDL	Unit	D	Prepared	Analyzed	Dil Fac
1,1,1,2-Tetrachloroethane	0.00036	U	0.0010	0.00036	mg/L			12/18/24 13:22	1

Method: 8260D - Volatile Organic Compounds by GC/MS (Continued)

Lab Sample ID: MB 680-869506/8
Matrix: Water
Analysis Batch: 869506

Client Sample ID: Method Blank
Prep Type: Total/NA

Analyte	MB Result	MB Qualifier	RL	MDL	Unit	D	Prepared	Analyzed	Dil Fac
1,1,1-Trichloroethane	0.00021	U	0.0010	0.00021	mg/L			12/18/24 13:22	1
1,1,2,2-Tetrachloroethane	0.00040	U	0.0010	0.00040	mg/L			12/18/24 13:22	1
1,1,2-Trichloroethane	0.00032	U	0.0010	0.00032	mg/L			12/18/24 13:22	1
1,1-Dichloroethane	0.00033	U	0.0010	0.00033	mg/L			12/18/24 13:22	1
1,1-Dichloroethene	0.00033	U	0.0010	0.00033	mg/L			12/18/24 13:22	1
1,1-Dichloropropene	0.00028	U	0.0010	0.00028	mg/L			12/18/24 13:22	1
1,2,3-Trichlorobenzene	0.00081	U	0.0050	0.00081	mg/L			12/18/24 13:22	1
1,2,3-Trichloropropane	0.00048	U	0.0010	0.00048	mg/L			12/18/24 13:22	1
1,2,4-Trichlorobenzene	0.00053	U	0.0050	0.00053	mg/L			12/18/24 13:22	1
1,2,4-Trimethylbenzene	0.00043	U	0.0010	0.00043	mg/L			12/18/24 13:22	1
1,2-Dibromo-3-Chloropropane	0.0018	U	0.0050	0.0018	mg/L			12/18/24 13:22	1
Ethylene Dibromide	0.00033	U	0.0010	0.00033	mg/L			12/18/24 13:22	1
1,2-Dichlorobenzene	0.00031	U	0.0010	0.00031	mg/L			12/18/24 13:22	1
1,2-Dichloroethane	0.00025	U	0.0010	0.00025	mg/L			12/18/24 13:22	1
1,2-Dichloroethene, Total	0.00037	U	0.0020	0.00037	mg/L			12/18/24 13:22	1
1,2-Dichloropropane	0.00022	U	0.0010	0.00022	mg/L			12/18/24 13:22	1
1,3,5-Trimethylbenzene	0.00028	U	0.0010	0.00028	mg/L			12/18/24 13:22	1
1,3-Dichlorobenzene	0.00031	U	0.0010	0.00031	mg/L			12/18/24 13:22	1
1,3-Dichloropropane	0.00036	U	0.0010	0.00036	mg/L			12/18/24 13:22	1
1,4-Dichlorobenzene	0.00031	U	0.0010	0.00031	mg/L			12/18/24 13:22	1
2,2-Dichloropropane	0.00035	U	0.0010	0.00035	mg/L			12/18/24 13:22	1
2-Butanone (MEK)	0.0064	U	0.010	0.0064	mg/L			12/18/24 13:22	1
2-Chlorotoluene	0.00025	U	0.0010	0.00025	mg/L			12/18/24 13:22	1
2-Hexanone	0.0032	U	0.010	0.0032	mg/L			12/18/24 13:22	1
4-Chlorotoluene	0.00041	U	0.0010	0.00041	mg/L			12/18/24 13:22	1
Acetone	0.0037	U	0.010	0.0037	mg/L			12/18/24 13:22	1
Benzene	0.00027	U	0.0010	0.00027	mg/L			12/18/24 13:22	1
Bromobenzene	0.00024	U	0.0010	0.00024	mg/L			12/18/24 13:22	1
Bromochloromethane	0.00034	U	0.0010	0.00034	mg/L			12/18/24 13:22	1
Dichlorobromomethane	0.00025	U	0.0010	0.00025	mg/L			12/18/24 13:22	1
Bromoform	0.00059	U	0.0010	0.00059	mg/L			12/18/24 13:22	1
Bromomethane	0.0037	U	0.0050	0.0037	mg/L			12/18/24 13:22	1
Carbon disulfide	0.00043	U	0.0020	0.00043	mg/L			12/18/24 13:22	1
Carbon tetrachloride	0.00030	U	0.0010	0.00030	mg/L			12/18/24 13:22	1
Chlorobenzene	0.00015	U	0.0010	0.00015	mg/L			12/18/24 13:22	1
Chloroethane	0.0046	U	0.0050	0.0046	mg/L			12/18/24 13:22	1
Chloroform	0.00027	U	0.0010	0.00027	mg/L			12/18/24 13:22	1
Chloromethane	0.00054	U	0.0010	0.00054	mg/L			12/18/24 13:22	1
cis-1,2-Dichloroethene	0.00025	U	0.0010	0.00025	mg/L			12/18/24 13:22	1
cis-1,3-Dichloropropene	0.00026	U	0.0010	0.00026	mg/L			12/18/24 13:22	1
Chlorodibromomethane	0.00039	U	0.0010	0.00039	mg/L			12/18/24 13:22	1
Dibromomethane	0.00034	U	0.0010	0.00034	mg/L			12/18/24 13:22	1
Dichlorodifluoromethane	0.00036	U	0.0010	0.00036	mg/L			12/18/24 13:22	1
Ethylbenzene	0.00020	U	0.0010	0.00020	mg/L			12/18/24 13:22	1
Hexachlorobutadiene	0.00022	U	0.0050	0.00022	mg/L			12/18/24 13:22	1
Isopropylbenzene	0.00026	U	0.0010	0.00026	mg/L			12/18/24 13:22	1
4-Methyl-2-pentanone (MIBK)	0.0027	U	0.010	0.0027	mg/L			12/18/24 13:22	1
Methyl tert-butyl ether	0.00081	U	0.0050	0.00081	mg/L			12/18/24 13:22	1
Methylene Chloride	0.0032	U	0.0050	0.0032	mg/L			12/18/24 13:22	1

Method: 8260D - Volatile Organic Compounds by GC/MS (Continued)

Lab Sample ID: MB 680-869506/8
Matrix: Water
Analysis Batch: 869506

Client Sample ID: Method Blank
Prep Type: Total/NA

Analyte	MB Result	MB Qualifier	RL	MDL	Unit	D	Prepared	Analyzed	Dil Fac
m-Xylene & p-Xylene	0.00049	U	0.0010	0.00049	mg/L			12/18/24 13:22	1
Naphthalene	0.0024	U	0.0050	0.0024	mg/L			12/18/24 13:22	1
n-Butylbenzene	0.00052	U	0.0010	0.00052	mg/L			12/18/24 13:22	1
N-Propylbenzene	0.00041	U	0.0010	0.00041	mg/L			12/18/24 13:22	1
o-Xylene	0.00026	U	0.0010	0.00026	mg/L			12/18/24 13:22	1
p-Isopropyltoluene	0.00044	U	0.0010	0.00044	mg/L			12/18/24 13:22	1
sec-Butylbenzene	0.00053	U	0.0010	0.00053	mg/L			12/18/24 13:22	1
Styrene	0.00027	U	0.0010	0.00027	mg/L			12/18/24 13:22	1
tert-Butylbenzene	0.00043	U	0.0010	0.00043	mg/L			12/18/24 13:22	1
Tetrachloroethene	0.00035	U	0.0010	0.00035	mg/L			12/18/24 13:22	1
Toluene	0.00025	U	0.0010	0.00025	mg/L			12/18/24 13:22	1
trans-1,2-Dichloroethene	0.00034	U	0.0010	0.00034	mg/L			12/18/24 13:22	1
trans-1,3-Dichloropropene	0.00023	U	0.0010	0.00023	mg/L			12/18/24 13:22	1
Trichloroethene	0.00020	U	0.0010	0.00020	mg/L			12/18/24 13:22	1
Trichlorofluoromethane	0.00033	U	0.0010	0.00033	mg/L			12/18/24 13:22	1
Vinyl acetate	0.00069	U	0.0020	0.00069	mg/L			12/18/24 13:22	1
Vinyl chloride	0.00040	U	0.0010	0.00040	mg/L			12/18/24 13:22	1
Xylenes, Total	0.00023	U	0.0010	0.00023	mg/L			12/18/24 13:22	1

Surrogate	*MB %Recovery*	*MB Qualifier*	*Limits*	*Prepared*	*Analyzed*	*Dil Fac*
1,2-Dichloroethane-d4 (Surr)	*99*		*60 - 124*		*12/18/24 13:22*	*1*
4-Bromofluorobenzene (Surr)	*103*		*70 - 130*		*12/18/24 13:22*	*1*
Dibromofluoromethane (Surr)	*96*		*70 - 130*		*12/18/24 13:22*	*1*
Toluene-d8 (Surr)	*93*		*70 - 130*		*12/18/24 13:22*	*1*

Lab Sample ID: LCS 680-869506/4
Matrix: Water
Analysis Batch: 869506

Client Sample ID: Lab Control Sample
Prep Type: Total/NA

Analyte	Spike Added	LCS Result	LCS Qualifier	Unit	D	%Rec	%Rec Limits
1,1,1,2-Tetrachloroethane	0.0500	0.0512		mg/L		102	70 - 130
1,1,1-Trichloroethane	0.0500	0.0528		mg/L		106	70 - 130
1,1,2,2-Tetrachloroethane	0.0500	0.0563		mg/L		113	70 - 130
1,1,2-Trichloroethane	0.0500	0.0519		mg/L		104	70 - 130
1,1-Dichloroethane	0.0500	0.0469		mg/L		94	70 - 130
1,1-Dichloroethene	0.0500	0.0450		mg/L		90	70 - 130
1,1-Dichloropropene	0.0500	0.0559		mg/L		112	70 - 130
1,2,3-Trichlorobenzene	0.0500	0.0494		mg/L		99	61 - 141
1,2,3-Trichloropropane	0.0500	0.0604		mg/L		121	70 - 130
1,2,4-Trichlorobenzene	0.0500	0.0543		mg/L		109	70 - 130
1,2,4-Trimethylbenzene	0.0500	0.0491		mg/L		98	70 - 130
1,2-Dibromo-3-Chloropropane	0.0500	0.0629		mg/L		126	70 - 130
Ethylene Dibromide	0.0500	0.0499		mg/L		100	70 - 130
1,2-Dichlorobenzene	0.0500	0.0508		mg/L		102	70 - 130
1,2-Dichloroethane	0.0500	0.0514		mg/L		103	70 - 130
1,2-Dichloroethene, Total	0.100	0.101		mg/L		101	70 - 130
1,2-Dichloropropane	0.0500	0.0506		mg/L		101	70 - 130
1,3,5-Trimethylbenzene	0.0500	0.0490		mg/L		98	70 - 130

Method: 8260D - Volatile Organic Compounds by GC/MS (Continued)

Lab Sample ID: LCS 680-869506/4
Matrix: Water
Analysis Batch: 869506

Client Sample ID: Lab Control Sample
Prep Type: Total/NA

Analyte	Spike Added	LCS Result	LCS Qualifier	Unit	D	%Rec	%Rec Limits
1,3-Dichlorobenzene	0.0500	0.0507		mg/L		101	70 - 130
1,3-Dichloropropane	0.0500	0.0503		mg/L		101	70 - 130
1,4-Dichlorobenzene	0.0500	0.0495		mg/L		99	70 - 130
2,2-Dichloropropane	0.0500	0.0559		mg/L		112	70 - 130
2-Butanone (MEK)	0.250	0.296		mg/L		118	69 - 120
2-Chlorotoluene	0.0500	0.0488		mg/L		98	70 - 130
2-Hexanone	0.250	0.293		mg/L		117	70 - 130
4-Chlorotoluene	0.0500	0.0482		mg/L		96	70 - 130
Acetone	0.250	0.232		mg/L		93	67 - 120
Benzene	0.0500	0.0497		mg/L		99	70 - 130
Bromobenzene	0.0500	0.0519		mg/L		104	70 - 130
Bromochloromethane	0.0500	0.0452		mg/L		90	70 - 130
Dichlorobromomethane	0.0500	0.0495		mg/L		99	70 - 130
Bromoform	0.0500	0.0567		mg/L		113	69 - 129
Bromomethane	0.0500	0.0450		mg/L		90	28 - 192
Carbon disulfide	0.0500	0.0429		mg/L		86	70 - 130
Carbon tetrachloride	0.0500	0.0569		mg/L		114	70 - 130
Chlorobenzene	0.0500	0.0496		mg/L		99	70 - 130
Chloroethane	0.0500	0.0257		mg/L		51	31 - 213
Chloroform	0.0500	0.0511		mg/L		102	70 - 130
Chloromethane	0.0500	0.0333		mg/L		67	59 - 127
cis-1,2-Dichloroethene	0.0500	0.0485		mg/L		97	70 - 130
cis-1,3-Dichloropropene	0.0500	0.0498		mg/L		100	70 - 130
Chlorodibromomethane	0.0500	0.0504		mg/L		101	70 - 130
Dibromomethane	0.0500	0.0492		mg/L		98	70 - 130
Dichlorodifluoromethane	0.0500	0.0390		mg/L		78	70 - 130
Ethylbenzene	0.0500	0.0508		mg/L		102	70 - 130
Hexachlorobutadiene	0.0500	0.0493		mg/L		99	70 - 130
Isopropylbenzene	0.0500	0.0505		mg/L		101	70 - 130
4-Methyl-2-pentanone (MIBK)	0.250	0.264		mg/L		106	68 - 120
Methylene Chloride	0.0500	0.0458		mg/L		92	70 - 130
m-Xylene & p-Xylene	0.0500	0.0490		mg/L		98	70 - 130
Naphthalene	0.0500	0.0589		mg/L		118	57 - 149
n-Butylbenzene	0.0500	0.0504		mg/L		101	70 - 130
N-Propylbenzene	0.0500	0.0491		mg/L		98	70 - 130
o-Xylene	0.0500	0.0499		mg/L		100	70 - 130
p-Isopropyltoluene	0.0500	0.0492		mg/L		98	70 - 130
sec-Butylbenzene	0.0500	0.0487		mg/L		97	70 - 130
Styrene	0.0500	0.0493		mg/L		99	70 - 130
tert-Butylbenzene	0.0500	0.0487		mg/L		97	70 - 130
Tetrachloroethene	0.0500	0.0523		mg/L		105	70 - 130
Toluene	0.0500	0.0462		mg/L		92	70 - 130
trans-1,2-Dichloroethene	0.0500	0.0521		mg/L		104	70 - 130
trans-1,3-Dichloropropene	0.0500	0.0483		mg/L		97	70 - 130
Trichloroethene	0.0500	0.0561		mg/L		112	70 - 130
Trichlorofluoromethane	0.0500	0.0496		mg/L		99	63 - 142
Vinyl acetate	0.100	0.113		mg/L		113	67 - 135
Vinyl chloride	0.0500	0.0390		mg/L		78	66 - 129
Xylenes, Total	0.100	0.0989		mg/L		99	70 - 130

Method: 8260D - Volatile Organic Compounds by GC/MS (Continued)

Surrogate	LCS %Recovery	LCS Qualifier	Limits
1,2-Dichloroethane-d4 (Surr)	101		60 - 124
4-Bromofluorobenzene (Surr)	96		70 - 130
Dibromofluoromethane (Surr)	99		70 - 130
Toluene-d8 (Surr)	93		70 - 130

Lab Sample ID: LCSD 680-869506/5
Matrix: Water
Analysis Batch: 869506

Client Sample ID: Lab Control Sample Dup
Prep Type: Total/NA

Analyte			Spike Added	LCSD Result	LCSD Qualifier	Unit	D	%Rec	%Rec Limits	RPD	RPD Limit
1,1,1,2-Tetrachloroethane			0.0500	0.0516		mg/L		103	70 - 130	1	30
1,1,1-Trichloroethane			0.0500	0.0522		mg/L		104	70 - 130	1	30
1,1,2,2-Tetrachloroethane			0.0500	0.0576		mg/L		115	70 - 130	2	30
1,1,2-Trichloroethane			0.0500	0.0533		mg/L		107	70 - 130	3	30
1,1-Dichloroethane			0.0500	0.0473		mg/L		95	70 - 130	1	30
1,1-Dichloroethene			0.0500	0.0450		mg/L		90	70 - 130	0	20
1,1-Dichloropropene			0.0500	0.0551		mg/L		110	70 - 130	1	20
1,2,3-Trichlorobenzene			0.0500	0.0502		mg/L		100	61 - 141	2	30
1,2,3-Trichloropropane			0.0500	0.0618		mg/L		124	70 - 130	2	30
1,2,4-Trichlorobenzene			0.0500	0.0553		mg/L		111	70 - 130	2	30
1,2,4-Trimethylbenzene			0.0500	0.0493		mg/L		99	70 - 130	0	30
Ethylene Dibromide			0.0500	0.0519		mg/L		104	70 - 130	4	30
1,2-Dichlorobenzene			0.0500	0.0509		mg/L		102	70 - 130	0	30
1,2-Dichloroethane			0.0500	0.0522		mg/L		104	70 - 130	1	50
1,2-Dichloroethene, Total			0.100	0.101		mg/L		101	70 - 130	0	20
1,2-Dichloropropane			0.0500	0.0514		mg/L		103	70 - 130	2	20
1,3,5-Trimethylbenzene			0.0500	0.0484		mg/L		97	70 - 130	1	30
1,3-Dichlorobenzene			0.0500	0.0507		mg/L		101	70 - 130	0	30
1,3-Dichloropropane			0.0500	0.0520		mg/L		104	70 - 130	3	20
1,4-Dichlorobenzene			0.0500	0.0497		mg/L		99	70 - 130	0	30
2,2-Dichloropropane			0.0500	0.0552		mg/L		110	70 - 130	1	20
2-Chlorotoluene			0.0500	0.0484		mg/L		97	70 - 130	1	30
2-Hexanone			0.250	0.312		mg/L		125	70 - 130	6	20
4-Chlorotoluene			0.0500	0.0483		mg/L		97	70 - 130	0	30
Acetone			0.250	0.254		mg/L		102	67 - 120	9	30
Benzene			0.0500	0.0495		mg/L		99	70 - 130	1	30
Bromobenzene			0.0500	0.0521		mg/L		104	70 - 130	0	30
Bromochloromethane			0.0500	0.0469		mg/L		94	70 - 130	4	30
Dichlorobromomethane			0.0500	0.0500		mg/L		100	70 - 130	1	30
Bromoform			0.0500	0.0588		mg/L		118	69 - 129	4	30
Bromomethane			0.0500	0.0446		mg/L		89	28 - 192	1	30
Carbon disulfide			0.0500	0.0429		mg/L		86	70 - 130	0	30
Carbon tetrachloride			0.0500	0.0566		mg/L		113	70 - 130	0	30
Chlorobenzene			0.0500	0.0498		mg/L		100	70 - 130	0	30
Chloroethane			0.0500	0.0268		mg/L		54	31 - 213	4	30
Chloroform			0.0500	0.0509		mg/L		102	70 - 130	1	30
Chloromethane			0.0500	0.0331		mg/L		66	59 - 127	1	30
cis-1,2-Dichloroethene			0.0500	0.0488		mg/L		98	70 - 130	1	30
cis-1,3-Dichloropropene			0.0500	0.0506		mg/L		101	70 - 130	2	20
Chlorodibromomethane			0.0500	0.0519		mg/L		104	70 - 130	3	30
Dibromomethane			0.0500	0.0510		mg/L		102	70 - 130	4	30

Method: 8260D - Volatile Organic Compounds by GC/MS (Continued)

Lab Sample ID: LCSD 680-869506/5
Matrix: Water
Analysis Batch: 869506

Client Sample ID: Lab Control Sample Dup
Prep Type: Total/NA

Analyte	Spike Added	LCSD Result	LCSD Qualifier	Unit	D	%Rec	%Rec Limits	RPD	RPD Limit
Dichlorodifluoromethane	0.0500	0.0380		mg/L		76	70 - 130	2	40
Ethylbenzene	0.0500	0.0501		mg/L		100	70 - 130	1	20
Hexachlorobutadiene	0.0500	0.0495		mg/L		99	70 - 130	0	20
Isopropylbenzene	0.0500	0.0495		mg/L		99	70 - 130	2	30
4-Methyl-2-pentanone (MIBK)	0.250	0.277		mg/L		111	68 - 120	5	30
Methylene Chloride	0.0500	0.0470		mg/L		94	70 - 130	3	30
m-Xylene & p-Xylene	0.0500	0.0487		mg/L		97	70 - 130	1	30
Naphthalene	0.0500	0.0609		mg/L		122	57 - 149	3	30
n-Butylbenzene	0.0500	0.0496		mg/L		99	70 - 130	2	30
N-Propylbenzene	0.0500	0.0480		mg/L		96	70 - 130	2	30
o-Xylene	0.0500	0.0493		mg/L		99	70 - 130	1	30
p-Isopropyltoluene	0.0500	0.0488		mg/L		98	70 - 130	1	30
sec-Butylbenzene	0.0500	0.0481		mg/L		96	70 - 130	1	30
Styrene	0.0500	0.0492		mg/L		98	70 - 130	0	30
tert-Butylbenzene	0.0500	0.0481		mg/L		96	70 - 130	1	30
Tetrachloroethene	0.0500	0.0523		mg/L		105	70 - 130	0	30
Toluene	0.0500	0.0464		mg/L		93	70 - 130	0	30
trans-1,2-Dichloroethene	0.0500	0.0520		mg/L		104	70 - 130	0	30
trans-1,3-Dichloropropene	0.0500	0.0497		mg/L		99	70 - 130	3	30
Trichloroethene	0.0500	0.0557		mg/L		111	70 - 130	1	30
Trichlorofluoromethane	0.0500	0.0497		mg/L		99	63 - 142	0	30
Vinyl acetate	0.100	0.117		mg/L		117	67 - 135	3	30
Vinyl chloride	0.0500	0.0388		mg/L		78	66 - 129	1	30
Xylenes, Total	0.100	0.0980		mg/L		98	70 - 130	1	30

Surrogate	*LCSD %Recovery*	*LCSD Qualifier*	*Limits*
1,2-Dichloroethane-d4 (Surr)	*103*		*60 - 124*
4-Bromofluorobenzene (Surr)	*95*		*70 - 130*
Dibromofluoromethane (Surr)	*101*		*70 - 130*
Toluene-d8 (Surr)	*93*		*70 - 130*

Lab Sample ID: MB 680-869525/8
Matrix: Water
Analysis Batch: 869525

Client Sample ID: Method Blank
Prep Type: Total/NA

Analyte	MB Result	MB Qualifier	RL	MDL	Unit	D	Prepared	Analyzed	Dil Fac
1,1,1,2-Tetrachloroethane	0.00036	U	0.0010	0.00036	mg/L			12/18/24 12:16	1
1,1,1-Trichloroethane	0.00021	U	0.0010	0.00021	mg/L			12/18/24 12:16	1
1,1,2,2-Tetrachloroethane	0.00040	U	0.0010	0.00040	mg/L			12/18/24 12:16	1
1,1,2-Trichloroethane	0.00032	U	0.0010	0.00032	mg/L			12/18/24 12:16	1
1,1-Dichloroethane	0.00033	U	0.0010	0.00033	mg/L			12/18/24 12:16	1
1,1-Dichloroethene	0.00033	U	0.0010	0.00033	mg/L			12/18/24 12:16	1
1,1-Dichloropropene	0.00028	U	0.0010	0.00028	mg/L			12/18/24 12:16	1
1,2,3-Trichlorobenzene	0.00081	U	0.0050	0.00081	mg/L			12/18/24 12:16	1
1,2,3-Trichloropropane	0.00048	U	0.0010	0.00048	mg/L			12/18/24 12:16	1
1,2,4-Trichlorobenzene	0.00053	U	0.0050	0.00053	mg/L			12/18/24 12:16	1
1,2,4-Trimethylbenzene	0.00043	U	0.0010	0.00043	mg/L			12/18/24 12:16	1
1,2-Dibromo-3-Chloropropane	0.0018	U	0.0050	0.0018	mg/L			12/18/24 12:16	1

Method: 8260D - Volatile Organic Compounds by GC/MS (Continued)

Lab Sample ID: MB 680-869525/8
Matrix: Water
Analysis Batch: 869525

Client Sample ID: Method Blank
Prep Type: Total/NA

Analyte	MB Result	MB Qualifier	RL	MDL	Unit	D	Prepared	Analyzed	Dil Fac
Ethylene Dibromide	0.00033	U	0.0010	0.00033	mg/L			12/18/24 12:16	1
1,2-Dichlorobenzene	0.00031	U	0.0010	0.00031	mg/L			12/18/24 12:16	1
1,2-Dichloroethane	0.00025	U	0.0010	0.00025	mg/L			12/18/24 12:16	1
1,2-Dichloroethene, Total	0.00037	U	0.0020	0.00037	mg/L			12/18/24 12:16	1
1,2-Dichloropropane	0.00022	U	0.0010	0.00022	mg/L			12/18/24 12:16	1
1,3,5-Trimethylbenzene	0.00028	U	0.0010	0.00028	mg/L			12/18/24 12:16	1
1,3-Dichlorobenzene	0.00031	U	0.0010	0.00031	mg/L			12/18/24 12:16	1
1,3-Dichloropropane	0.00036	U	0.0010	0.00036	mg/L			12/18/24 12:16	1
1,4-Dichlorobenzene	0.00031	U	0.0010	0.00031	mg/L			12/18/24 12:16	1
2,2-Dichloropropane	0.00035	U	0.0010	0.00035	mg/L			12/18/24 12:16	1
2-Butanone (MEK)	0.0064	U	0.010	0.0064	mg/L			12/18/24 12:16	1
2-Chlorotoluene	0.00025	U	0.0010	0.00025	mg/L			12/18/24 12:16	1
2-Hexanone	0.0032	U	0.010	0.0032	mg/L			12/18/24 12:16	1
4-Chlorotoluene	0.00041	U	0.0010	0.00041	mg/L			12/18/24 12:16	1
Acetone	0.0037	U	0.010	0.0037	mg/L			12/18/24 12:16	1
Benzene	0.00027	U	0.0010	0.00027	mg/L			12/18/24 12:16	1
Bromobenzene	0.00024	U	0.0010	0.00024	mg/L			12/18/24 12:16	1
Bromochloromethane	0.00034	U	0.0010	0.00034	mg/L			12/18/24 12:16	1
Dichlorobromomethane	0.00025	U	0.0010	0.00025	mg/L			12/18/24 12:16	1
Bromoform	0.00059	U	0.0010	0.00059	mg/L			12/18/24 12:16	1
Bromomethane	0.0037	U	0.0050	0.0037	mg/L			12/18/24 12:16	1
Carbon disulfide	0.00043	U	0.0020	0.00043	mg/L			12/18/24 12:16	1
Carbon tetrachloride	0.00030	U	0.0010	0.00030	mg/L			12/18/24 12:16	1
Chlorobenzene	0.00015	U	0.0010	0.00015	mg/L			12/18/24 12:16	1
Chloroethane	0.0046	U	0.0050	0.0046	mg/L			12/18/24 12:16	1
Chloroform	0.00027	U	0.0010	0.00027	mg/L			12/18/24 12:16	1
Chloromethane	0.00054	U	0.0010	0.00054	mg/L			12/18/24 12:16	1
cis-1,2-Dichloroethene	0.00025	U	0.0010	0.00025	mg/L			12/18/24 12:16	1
cis-1,3-Dichloropropene	0.00026	U	0.0010	0.00026	mg/L			12/18/24 12:16	1
Chlorodibromomethane	0.00039	U	0.0010	0.00039	mg/L			12/18/24 12:16	1
Dibromomethane	0.00034	U	0.0010	0.00034	mg/L			12/18/24 12:16	1
Dichlorodifluoromethane	0.00036	U	0.0010	0.00036	mg/L			12/18/24 12:16	1
Ethylbenzene	0.00020	U	0.0010	0.00020	mg/L			12/18/24 12:16	1
Hexachlorobutadiene	0.00022	U	0.0050	0.00022	mg/L			12/18/24 12:16	1
Isopropylbenzene	0.00026	U	0.0010	0.00026	mg/L			12/18/24 12:16	1
4-Methyl-2-pentanone (MIBK)	0.0027	U	0.010	0.0027	mg/L			12/18/24 12:16	1
Methyl tert-butyl ether	0.00081	U	0.0050	0.00081	mg/L			12/18/24 12:16	1
Methylene Chloride	0.0032	U	0.0050	0.0032	mg/L			12/18/24 12:16	1
m-Xylene & p-Xylene	0.00049	U	0.0010	0.00049	mg/L			12/18/24 12:16	1
Naphthalene	0.0024	U	0.0050	0.0024	mg/L			12/18/24 12:16	1
n-Butylbenzene	0.00052	U	0.0010	0.00052	mg/L			12/18/24 12:16	1
N-Propylbenzene	0.00041	U	0.0010	0.00041	mg/L			12/18/24 12:16	1
o-Xylene	0.00026	U	0.0010	0.00026	mg/L			12/18/24 12:16	1
p-Isopropyltoluene	0.00044	U	0.0010	0.00044	mg/L			12/18/24 12:16	1
sec-Butylbenzene	0.00053	U	0.0010	0.00053	mg/L			12/18/24 12:16	1
Styrene	0.00027	U	0.0010	0.00027	mg/L			12/18/24 12:16	1
tert-Butylbenzene	0.00043	U	0.0010	0.00043	mg/L			12/18/24 12:16	1
Tetrachloroethene	0.00035	U	0.0010	0.00035	mg/L			12/18/24 12:16	1
Toluene	0.00025	U	0.0010	0.00025	mg/L			12/18/24 12:16	1

Method: 8260D - Volatile Organic Compounds by GC/MS (Continued)

Lab Sample ID: MB 680-869525/8
Matrix: Water
Analysis Batch: 869525

Client Sample ID: Method Blank
Prep Type: Total/NA

Analyte	MB Result	MB Qualifier	RL	MDL	Unit	D	Prepared	Analyzed	Dil Fac
trans-1,2-Dichloroethene	0.00034	U	0.0010	0.00034	mg/L			12/18/24 12:16	1
trans-1,3-Dichloropropene	0.00023	U	0.0010	0.00023	mg/L			12/18/24 12:16	1
Trichloroethene	0.00020	U	0.0010	0.00020	mg/L			12/18/24 12:16	1
Trichlorofluoromethane	0.00033	U	0.0010	0.00033	mg/L			12/18/24 12:16	1
Vinyl acetate	0.00069	U	0.0020	0.00069	mg/L			12/18/24 12:16	1
Vinyl chloride	0.00040	U	0.0010	0.00040	mg/L			12/18/24 12:16	1
Xylenes, Total	0.00023	U	0.0010	0.00023	mg/L			12/18/24 12:16	1

Surrogate	*MB %Recovery*	*MB Qualifier*	*Limits*	*Prepared*	*Analyzed*	*Dil Fac*
1,2-Dichloroethane-d4 (Surr)	*96*		*60 - 124*		*12/18/24 12:16*	*1*
4-Bromofluorobenzene (Surr)	*98*		*70 - 130*		*12/18/24 12:16*	*1*
Dibromofluoromethane (Surr)	*98*		*70 - 130*		*12/18/24 12:16*	*1*
Toluene-d8 (Surr)	*99*		*70 - 130*		*12/18/24 12:16*	*1*

Lab Sample ID: LCS 680-869525/4
Matrix: Water
Analysis Batch: 869525

Client Sample ID: Lab Control Sample
Prep Type: Total/NA

Analyte	Spike Added	LCS Result	LCS Qualifier	Unit	D	%Rec	%Rec Limits
1,1,1,2-Tetrachloroethane	0.0500	0.0533		mg/L		107	70 - 130
1,1,1-Trichloroethane	0.0500	0.0460		mg/L		92	70 - 130
1,1,2,2-Tetrachloroethane	0.0500	0.0502		mg/L		100	70 - 130
1,1,2-Trichloroethane	0.0500	0.0512		mg/L		102	70 - 130
1,1-Dichloroethane	0.0500	0.0499		mg/L		100	70 - 130
1,1-Dichloroethene	0.0500	0.0471		mg/L		94	70 - 130
1,1-Dichloropropene	0.0500	0.0464		mg/L		93	70 - 130
1,2,3-Trichlorobenzene	0.0500	0.0521		mg/L		104	61 - 141
1,2,3-Trichloropropane	0.0500	0.0491		mg/L		98	70 - 130
1,2,4-Trichlorobenzene	0.0500	0.0534		mg/L		107	70 - 130
1,2,4-Trimethylbenzene	0.0500	0.0506		mg/L		101	70 - 130
1,2-Dibromo-3-Chloropropane	0.0500	0.0397		mg/L		79	70 - 130
Ethylene Dibromide	0.0500	0.0526		mg/L		105	70 - 130
1,2-Dichlorobenzene	0.0500	0.0509		mg/L		102	70 - 130
1,2-Dichloroethane	0.0500	0.0486		mg/L		97	70 - 130
1,2-Dichloroethene, Total	0.100	0.0976		mg/L		98	70 - 130
1,2-Dichloropropane	0.0500	0.0526		mg/L		105	70 - 130
1,3,5-Trimethylbenzene	0.0500	0.0499		mg/L		100	70 - 130
1,3-Dichlorobenzene	0.0500	0.0513		mg/L		103	70 - 130
1,3-Dichloropropane	0.0500	0.0518		mg/L		104	70 - 130
1,4-Dichlorobenzene	0.0500	0.0516		mg/L		103	70 - 130
2,2-Dichloropropane	0.0500	0.0473		mg/L		95	70 - 130
2-Butanone (MEK)	0.250	0.247		mg/L		99	69 - 120
2-Chlorotoluene	0.0500	0.0493		mg/L		99	70 - 130
2-Hexanone	0.250	0.243		mg/L		97	70 - 130
4-Chlorotoluene	0.0500	0.0502		mg/L		100	70 - 130
Acetone	0.250	0.235		mg/L		94	67 - 120
Benzene	0.0500	0.0506		mg/L		101	70 - 130
Bromobenzene	0.0500	0.0513		mg/L		103	70 - 130

Method: 8260D - Volatile Organic Compounds by GC/MS (Continued)

Lab Sample ID: LCS 680-869525/4
Matrix: Water
Analysis Batch: 869525

Client Sample ID: Lab Control Sample
Prep Type: Total/NA

Analyte	Spike Added	LCS Result	LCS Qualifier	Unit	D	%Rec	%Rec Limits
Bromochloromethane	0.0500	0.0474		mg/L		95	70 - 130
Dichlorobromomethane	0.0500	0.0538		mg/L		108	70 - 130
Bromoform	0.0500	0.0449		mg/L		90	69 - 129
Bromomethane	0.0500	0.0369		mg/L		74	28 - 192
Carbon disulfide	0.0500	0.0431		mg/L		86	70 - 130
Carbon tetrachloride	0.0500	0.0445		mg/L		89	70 - 130
Chlorobenzene	0.0500	0.0505		mg/L		101	70 - 130
Chloroethane	0.0500	0.0481		mg/L		96	31 - 213
Chloroform	0.0500	0.0478		mg/L		96	70 - 130
Chloromethane	0.0500	0.0435		mg/L		87	59 - 127
cis-1,2-Dichloroethene	0.0500	0.0495		mg/L		99	70 - 130
cis-1,3-Dichloropropene	0.0500	0.0496		mg/L		99	70 - 130
Chlorodibromomethane	0.0500	0.0538		mg/L		108	70 - 130
Dibromomethane	0.0500	0.0496		mg/L		99	70 - 130
Dichlorodifluoromethane	0.0500	0.0470		mg/L		94	70 - 130
Ethylbenzene	0.0500	0.0505		mg/L		101	70 - 130
Hexachlorobutadiene	0.0500	0.0508		mg/L		102	70 - 130
Isopropylbenzene	0.0500	0.0563		mg/L		113	70 - 130
4-Methyl-2-pentanone (MIBK)	0.250	0.245		mg/L		98	68 - 120
Methyl tert-butyl ether	0.0500	0.0488		mg/L		98	70 - 130
Methylene Chloride	0.0500	0.0489		mg/L		98	70 - 130
m-Xylene & p-Xylene	0.0500	0.0488		mg/L		98	70 - 130
Naphthalene	0.0500	0.0522		mg/L		104	57 - 149
n-Butylbenzene	0.0500	0.0497		mg/L		99	70 - 130
N-Propylbenzene	0.0500	0.0525		mg/L		105	70 - 130
o-Xylene	0.0500	0.0493		mg/L		99	70 - 130
p-Isopropyltoluene	0.0500	0.0497		mg/L		99	70 - 130
sec-Butylbenzene	0.0500	0.0513		mg/L		103	70 - 130
Styrene	0.0500	0.0512		mg/L		102	70 - 130
tert-Butylbenzene	0.0500	0.0498		mg/L		100	70 - 130
Tetrachloroethene	0.0500	0.0487		mg/L		97	70 - 130
Toluene	0.0500	0.0498		mg/L		100	70 - 130
trans-1,2-Dichloroethene	0.0500	0.0481		mg/L		96	70 - 130
trans-1,3-Dichloropropene	0.0500	0.0534		mg/L		107	70 - 130
Trichloroethene	0.0500	0.0491		mg/L		98	70 - 130
Trichlorofluoromethane	0.0500	0.0462		mg/L		92	63 - 142
Vinyl acetate	0.100	0.114		mg/L		114	67 - 135
Vinyl chloride	0.0500	0.0601		mg/L		120	66 - 129
Xylenes, Total	0.100	0.0981		mg/L		98	70 - 130

Surrogate	*LCS %Recovery*	*LCS Qualifier*	*Limits*
1,2-Dichloroethane-d4 (Surr)	*96*		*60 - 124*
4-Bromofluorobenzene (Surr)	*101*		*70 - 130*
Dibromofluoromethane (Surr)	*98*		*70 - 130*
Toluene-d8 (Surr)	*101*		*70 - 130*

Method: 8260D - Volatile Organic Compounds by GC/MS (Continued)

Lab Sample ID: LCSD 680-869525/5
Matrix: Water
Analysis Batch: 869525

Client Sample ID: Lab Control Sample Dup
Prep Type: Total/NA

Analyte	Spike Added	LCSD Result	LCSD Qualifier	Unit	D	%Rec	%Rec Limits	RPD	RPD Limit
1,1,1,2-Tetrachloroethane	0.0500	0.0528		mg/L		106	70 - 130	1	30
1,1,1-Trichloroethane	0.0500	0.0468		mg/L		94	70 - 130	2	30
1,1,2,2-Tetrachloroethane	0.0500	0.0526		mg/L		105	70 - 130	4	30
1,1,2-Trichloroethane	0.0500	0.0528		mg/L		106	70 - 130	3	30
1,1-Dichloroethane	0.0500	0.0499		mg/L		100	70 - 130	0	30
1,1-Dichloroethene	0.0500	0.0471		mg/L		94	70 - 130	0	20
1,1-Dichloropropene	0.0500	0.0470		mg/L		94	70 - 130	1	20
1,2,3-Trichlorobenzene	0.0500	0.0520		mg/L		104	61 - 141	0	30
1,2,3-Trichloropropane	0.0500	0.0524		mg/L		105	70 - 130	6	30
1,2,4-Trichlorobenzene	0.0500	0.0538		mg/L		108	70 - 130	1	30
1,2,4-Trimethylbenzene	0.0500	0.0491		mg/L		98	70 - 130	3	30
1,2-Dibromo-3-Chloropropane	0.0500	0.0442		mg/L		88	70 - 130	11	30
Ethylene Dibromide	0.0500	0.0531		mg/L		106	70 - 130	1	30
1,2-Dichlorobenzene	0.0500	0.0518		mg/L		104	70 - 130	2	30
1,2-Dichloroethane	0.0500	0.0500		mg/L		100	70 - 130	3	50
1,2-Dichloroethene, Total	0.100	0.0994		mg/L		99	70 - 130	2	20
1,2-Dichloropropane	0.0500	0.0528		mg/L		106	70 - 130	0	20
1,3,5-Trimethylbenzene	0.0500	0.0492		mg/L		98	70 - 130	2	30
1,3-Dichlorobenzene	0.0500	0.0514		mg/L		103	70 - 130	0	30
1,3-Dichloropropane	0.0500	0.0522		mg/L		104	70 - 130	1	20
1,4-Dichlorobenzene	0.0500	0.0519		mg/L		104	70 - 130	0	30
2,2-Dichloropropane	0.0500	0.0490		mg/L		98	70 - 130	3	20
2-Butanone (MEK)	0.250	0.264		mg/L		106	69 - 120	6	30
2-Chlorotoluene	0.0500	0.0498		mg/L		100	70 - 130	1	30
2-Hexanone	0.250	0.266		mg/L		106	70 - 130	9	20
4-Chlorotoluene	0.0500	0.0480		mg/L		96	70 - 130	4	30
Acetone	0.250	0.261		mg/L		104	67 - 120	10	30
Benzene	0.0500	0.0511		mg/L		102	70 - 130	1	30
Bromobenzene	0.0500	0.0498		mg/L		100	70 - 130	3	30
Bromochloromethane	0.0500	0.0482		mg/L		96	70 - 130	2	30
Dichlorobromomethane	0.0500	0.0549		mg/L		110	70 - 130	2	30
Bromoform	0.0500	0.0469		mg/L		94	69 - 129	4	30
Bromomethane	0.0500	0.0381		mg/L		76	28 - 192	3	30
Carbon disulfide	0.0500	0.0435		mg/L		87	70 - 130	1	30
Carbon tetrachloride	0.0500	0.0466		mg/L		93	70 - 130	5	30
Chlorobenzene	0.0500	0.0499		mg/L		100	70 - 130	1	30
Chloroethane	0.0500	0.0436		mg/L		87	31 - 213	10	30
Chloroform	0.0500	0.0482		mg/L		96	70 - 130	1	30
Chloromethane	0.0500	0.0443		mg/L		89	59 - 127	2	30
cis-1,2-Dichloroethene	0.0500	0.0503		mg/L		101	70 - 130	2	30
cis-1,3-Dichloropropene	0.0500	0.0493		mg/L		99	70 - 130	1	20
Chlorodibromomethane	0.0500	0.0542		mg/L		108	70 - 130	1	30
Dibromomethane	0.0500	0.0497		mg/L		99	70 - 130	0	30
Dichlorodifluoromethane	0.0500	0.0459		mg/L		92	70 - 130	2	40
Ethylbenzene	0.0500	0.0505		mg/L		101	70 - 130	0	20
Hexachlorobutadiene	0.0500	0.0492		mg/L		98	70 - 130	3	20
Isopropylbenzene	0.0500	0.0560		mg/L		112	70 - 130	1	30
4-Methyl-2-pentanone (MIBK)	0.250	0.263		mg/L		105	68 - 120	7	30

Method: 8260D - Volatile Organic Compounds by GC/MS (Continued)

Lab Sample ID: LCSD 680-869525/5
Matrix: Water
Analysis Batch: 869525

Client Sample ID: Lab Control Sample Dup
Prep Type: Total/NA

Analyte	Spike Added	LCSD Result	LCSD Qualifier	Unit	D	%Rec	%Rec Limits	RPD	RPD Limit
Methyl tert-butyl ether	0.0500	0.0498		mg/L		100	70 - 130	2	30
Methylene Chloride	0.0500	0.0489		mg/L		98	70 - 130	0	30
m-Xylene & p-Xylene	0.0500	0.0488		mg/L		98	70 - 130	0	30
Naphthalene	0.0500	0.0539		mg/L		108	57 - 149	3	30
n-Butylbenzene	0.0500	0.0497		mg/L		99	70 - 130	0	30
N-Propylbenzene	0.0500	0.0524		mg/L		105	70 - 130	0	30
o-Xylene	0.0500	0.0489		mg/L		98	70 - 130	1	30
p-Isopropyltoluene	0.0500	0.0499		mg/L		100	70 - 130	0	30
sec-Butylbenzene	0.0500	0.0488		mg/L		98	70 - 130	5	30
Styrene	0.0500	0.0518		mg/L		104	70 - 130	1	30
tert-Butylbenzene	0.0500	0.0480		mg/L		96	70 - 130	4	30
Tetrachloroethene	0.0500	0.0490		mg/L		98	70 - 130	1	30
Toluene	0.0500	0.0503		mg/L		101	70 - 130	1	30
trans-1,2-Dichloroethene	0.0500	0.0490		mg/L		98	70 - 130	2	30
trans-1,3-Dichloropropene	0.0500	0.0537		mg/L		107	70 - 130	1	30
Trichloroethene	0.0500	0.0497		mg/L		99	70 - 130	1	30
Trichlorofluoromethane	0.0500	0.0466		mg/L		93	63 - 142	1	30
Vinyl acetate	0.100	0.119		mg/L		119	67 - 135	4	30
Vinyl chloride	0.0500	0.0636		mg/L		127	66 - 129	6	30
Xylenes, Total	0.100	0.0977		mg/L		98	70 - 130	0	30

Surrogate	*LCSD %Recovery*	*LCSD Qualifier*	*Limits*
1,2-Dichloroethane-d4 (Surr)	*98*		*60 - 124*
4-Bromofluorobenzene (Surr)	*104*		*70 - 130*
Dibromofluoromethane (Surr)	*98*		*70 - 130*
Toluene-d8 (Surr)	*103*		*70 - 130*

Lab Sample ID: MB 680-869540/8
Matrix: Water
Analysis Batch: 869540

Client Sample ID: Method Blank
Prep Type: Total/NA

Analyte	MB Result	MB Qualifier	RL	MDL	Unit	D	Prepared	Analyzed	Dil Fac
1,1,1,2-Tetrachloroethane	0.00036	U	0.0010	0.00036	mg/L			12/18/24 12:48	1
1,1,1-Trichloroethane	0.00021	U	0.0010	0.00021	mg/L			12/18/24 12:48	1
1,1,2,2-Tetrachloroethane	0.00040	U	0.0010	0.00040	mg/L			12/18/24 12:48	1
1,1,2-Trichloroethane	0.00032	U	0.0010	0.00032	mg/L			12/18/24 12:48	1
1,1-Dichloroethane	0.00033	U	0.0010	0.00033	mg/L			12/18/24 12:48	1
1,1-Dichloroethene	0.00033	U	0.0010	0.00033	mg/L			12/18/24 12:48	1
1,1-Dichloropropene	0.00028	U	0.0010	0.00028	mg/L			12/18/24 12:48	1
1,2,3-Trichlorobenzene	0.00081	U	0.0050	0.00081	mg/L			12/18/24 12:48	1
1,2,3-Trichloropropane	0.00048	U	0.0010	0.00048	mg/L			12/18/24 12:48	1
1,2,4-Trichlorobenzene	0.00053	U	0.0050	0.00053	mg/L			12/18/24 12:48	1
1,2,4-Trimethylbenzene	0.00043	U	0.0010	0.00043	mg/L			12/18/24 12:48	1
1,2-Dibromo-3-Chloropropane	0.0018	U	0.0050	0.0018	mg/L			12/18/24 12:48	1
Ethylene Dibromide	0.00033	U	0.0010	0.00033	mg/L			12/18/24 12:48	1
1,2-Dichlorobenzene	0.00031	U	0.0010	0.00031	mg/L			12/18/24 12:48	1
1,2-Dichloroethane	0.00025	U	0.0010	0.00025	mg/L			12/18/24 12:48	1
1,2-Dichloroethene, Total	0.00037	U	0.0020	0.00037	mg/L			12/18/24 12:48	1

Method: 8260D - Volatile Organic Compounds by GC/MS (Continued)

Lab Sample ID: MB 680-869540/8
Matrix: Water
Analysis Batch: 869540

Client Sample ID: Method Blank
Prep Type: Total/NA

Analyte	MB Result	MB Qualifier	RL	MDL	Unit	D	Prepared	Analyzed	Dil Fac
1,2-Dichloropropane	0.00022	U	0.0010	0.00022	mg/L			12/18/24 12:48	1
1,3,5-Trimethylbenzene	0.00028	U	0.0010	0.00028	mg/L			12/18/24 12:48	1
1,3-Dichlorobenzene	0.00031	U	0.0010	0.00031	mg/L			12/18/24 12:48	1
1,3-Dichloropropane	0.00036	U	0.0010	0.00036	mg/L			12/18/24 12:48	1
1,4-Dichlorobenzene	0.00031	U	0.0010	0.00031	mg/L			12/18/24 12:48	1
2,2-Dichloropropane	0.00035	U	0.0010	0.00035	mg/L			12/18/24 12:48	1
2-Butanone (MEK)	0.0064	U	0.010	0.0064	mg/L			12/18/24 12:48	1
2-Chlorotoluene	0.00025	U	0.0010	0.00025	mg/L			12/18/24 12:48	1
2-Hexanone	0.0032	U	0.010	0.0032	mg/L			12/18/24 12:48	1
4-Chlorotoluene	0.00041	U	0.0010	0.00041	mg/L			12/18/24 12:48	1
Acetone	0.0037	U	0.010	0.0037	mg/L			12/18/24 12:48	1
Benzene	0.00027	U	0.0010	0.00027	mg/L			12/18/24 12:48	1
Bromobenzene	0.00024	U	0.0010	0.00024	mg/L			12/18/24 12:48	1
Bromochloromethane	0.00034	U	0.0010	0.00034	mg/L			12/18/24 12:48	1
Dichlorobromomethane	0.00025	U	0.0010	0.00025	mg/L			12/18/24 12:48	1
Bromoform	0.00059	U	0.0010	0.00059	mg/L			12/18/24 12:48	1
Bromomethane	0.0037	U	0.0050	0.0037	mg/L			12/18/24 12:48	1
Carbon disulfide	0.00043	U	0.0020	0.00043	mg/L			12/18/24 12:48	1
Carbon tetrachloride	0.00030	U	0.0010	0.00030	mg/L			12/18/24 12:48	1
Chlorobenzene	0.00015	U	0.0010	0.00015	mg/L			12/18/24 12:48	1
Chloroethane	0.0046	U	0.0050	0.0046	mg/L			12/18/24 12:48	1
Chloroform	0.00027	U	0.0010	0.00027	mg/L			12/18/24 12:48	1
Chloromethane	0.00054	U	0.0010	0.00054	mg/L			12/18/24 12:48	1
cis-1,2-Dichloroethene	0.00025	U	0.0010	0.00025	mg/L			12/18/24 12:48	1
cis-1,3-Dichloropropene	0.00026	U	0.0010	0.00026	mg/L			12/18/24 12:48	1
Chlorodibromomethane	0.00039	U	0.0010	0.00039	mg/L			12/18/24 12:48	1
Dibromomethane	0.00034	U	0.0010	0.00034	mg/L			12/18/24 12:48	1
Dichlorodifluoromethane	0.00036	U	0.0010	0.00036	mg/L			12/18/24 12:48	1
Ethylbenzene	0.00020	U	0.0010	0.00020	mg/L			12/18/24 12:48	1
Hexachlorobutadiene	0.000429	J	0.0050	0.00022	mg/L			12/18/24 12:48	1
Isopropylbenzene	0.00026	U	0.0010	0.00026	mg/L			12/18/24 12:48	1
4-Methyl-2-pentanone (MIBK)	0.0027	U	0.010	0.0027	mg/L			12/18/24 12:48	1
Methyl tert-butyl ether	0.00081	U	0.0050	0.00081	mg/L			12/18/24 12:48	1
Methylene Chloride	0.0032	U	0.0050	0.0032	mg/L			12/18/24 12:48	1
m-Xylene & p-Xylene	0.00049	U	0.0010	0.00049	mg/L			12/18/24 12:48	1
Naphthalene	0.0024	U	0.0050	0.0024	mg/L			12/18/24 12:48	1
n-Butylbenzene	0.000524	J	0.0010	0.00052	mg/L			12/18/24 12:48	1
N-Propylbenzene	0.00041	U	0.0010	0.00041	mg/L			12/18/24 12:48	1
o-Xylene	0.00026	U	0.0010	0.00026	mg/L			12/18/24 12:48	1
p-Isopropyltoluene	0.00044	U	0.0010	0.00044	mg/L			12/18/24 12:48	1
sec-Butylbenzene	0.00053	U	0.0010	0.00053	mg/L			12/18/24 12:48	1
Styrene	0.00027	U	0.0010	0.00027	mg/L			12/18/24 12:48	1
tert-Butylbenzene	0.00043	U	0.0010	0.00043	mg/L			12/18/24 12:48	1
Tetrachloroethene	0.00035	U	0.0010	0.00035	mg/L			12/18/24 12:48	1
Toluene	0.00025	U	0.0010	0.00025	mg/L			12/18/24 12:48	1
trans-1,2-Dichloroethene	0.00034	U	0.0010	0.00034	mg/L			12/18/24 12:48	1
trans-1,3-Dichloropropene	0.00023	U	0.0010	0.00023	mg/L			12/18/24 12:48	1
Trichloroethene	0.00020	U	0.0010	0.00020	mg/L			12/18/24 12:48	1
Trichlorofluoromethane	0.00033	U	0.0010	0.00033	mg/L			12/18/24 12:48	1

Method: 8260D - Volatile Organic Compounds by GC/MS (Continued)

Lab Sample ID: MB 680-869540/8
Matrix: Water
Analysis Batch: 869540

Client Sample ID: Method Blank
Prep Type: Total/NA

Analyte	MB Result	MB Qualifier	RL	MDL	Unit	D	Prepared	Analyzed	Dil Fac
Vinyl acetate	0.00069	U	0.0020	0.00069	mg/L			12/18/24 12:48	1
Vinyl chloride	0.00040	U	0.0010	0.00040	mg/L			12/18/24 12:48	1
Xylenes, Total	0.00023	U	0.0010	0.00023	mg/L			12/18/24 12:48	1

Surrogate	*MB %Recovery*	*MB Qualifier*	*Limits*	*Prepared*	*Analyzed*	*Dil Fac*
1,2-Dichloroethane-d4 (Surr)	*91*		*60 - 124*		*12/18/24 12:48*	*1*
4-Bromofluorobenzene (Surr)	*104*		*70 - 130*		*12/18/24 12:48*	*1*
Dibromofluoromethane (Surr)	*93*		*70 - 130*		*12/18/24 12:48*	*1*
Toluene-d8 (Surr)	*97*		*70 - 130*		*12/18/24 12:48*	*1*

Lab Sample ID: LCS 680-869540/4
Matrix: Water
Analysis Batch: 869540

Client Sample ID: Lab Control Sample
Prep Type: Total/NA

Analyte	Spike Added	LCS Result	LCS Qualifier	Unit	D	%Rec	%Rec Limits
1,1,1,2-Tetrachloroethane	0.0500	0.0475		mg/L		95	70 - 130
1,1,1-Trichloroethane	0.0500	0.0518		mg/L		104	70 - 130
1,1,2,2-Tetrachloroethane	0.0500	0.0477		mg/L		95	70 - 130
1,1,2-Trichloroethane	0.0500	0.0507		mg/L		101	70 - 130
1,1-Dichloroethane	0.0500	0.0522		mg/L		104	70 - 130
1,1-Dichloroethene	0.0500	0.0552		mg/L		110	70 - 130
1,1-Dichloropropene	0.0500	0.0516		mg/L		103	70 - 130
1,2,3-Trichlorobenzene	0.0500	0.0518		mg/L		104	61 - 141
1,2,3-Trichloropropane	0.0500	0.0484		mg/L		97	70 - 130
1,2,4-Trichlorobenzene	0.0500	0.0516		mg/L		103	70 - 130
1,2,4-Trimethylbenzene	0.0500	0.0507		mg/L		101	70 - 130
1,2-Dibromo-3-Chloropropane	0.0500	0.0448		mg/L		90	70 - 130
Ethylene Dibromide	0.0500	0.0533		mg/L		107	70 - 130
1,2-Dichlorobenzene	0.0500	0.0495		mg/L		99	70 - 130
1,2-Dichloroethane	0.0500	0.0490		mg/L		98	70 - 130
1,2-Dichloroethene, Total	0.100	0.103		mg/L		103	70 - 130
1,2-Dichloropropane	0.0500	0.0526		mg/L		105	70 - 130
1,3,5-Trimethylbenzene	0.0500	0.0510		mg/L		102	70 - 130
1,3-Dichlorobenzene	0.0500	0.0506		mg/L		101	70 - 130
1,3-Dichloropropane	0.0500	0.0511		mg/L		102	70 - 130
1,4-Dichlorobenzene	0.0500	0.0500		mg/L		100	70 - 130
2,2-Dichloropropane	0.0500	0.0568		mg/L		114	70 - 130
2-Butanone (MEK)	0.250	0.252		mg/L		101	69 - 120
2-Chlorotoluene	0.0500	0.0496		mg/L		99	70 - 130
2-Hexanone	0.250	0.235		mg/L		94	70 - 130
4-Chlorotoluene	0.0500	0.0496		mg/L		99	70 - 130
Acetone	0.250	0.255		mg/L		102	67 - 120
Benzene	0.0500	0.0519		mg/L		104	70 - 130
Bromobenzene	0.0500	0.0505		mg/L		101	70 - 130
Bromochloromethane	0.0500	0.0492		mg/L		98	70 - 130
Dichlorobromomethane	0.0500	0.0543		mg/L		109	70 - 130
Bromoform	0.0500	0.0442		mg/L		88	69 - 129
Bromomethane	0.0500	0.0541		mg/L		108	28 - 192

Method: 8260D - Volatile Organic Compounds by GC/MS (Continued)

Lab Sample ID: LCS 680-869540/4
Matrix: Water
Analysis Batch: 869540

Client Sample ID: Lab Control Sample
Prep Type: Total/NA

Analyte	Spike Added	LCS Result	LCS Qualifier	Unit	D	%Rec	%Rec Limits
Carbon disulfide	0.0500	0.0544		mg/L		109	70 - 130
Carbon tetrachloride	0.0500	0.0504		mg/L		101	70 - 130
Chlorobenzene	0.0500	0.0499		mg/L		100	70 - 130
Chloroethane	0.0500	0.0384		mg/L		77	31 - 213
Chloroform	0.0500	0.0512		mg/L		102	70 - 130
Chloromethane	0.0500	0.0487		mg/L		97	59 - 127
cis-1,2-Dichloroethene	0.0500	0.0515		mg/L		103	70 - 130
cis-1,3-Dichloropropene	0.0500	0.0501		mg/L		100	70 - 130
Chlorodibromomethane	0.0500	0.0483		mg/L		97	70 - 130
Dibromomethane	0.0500	0.0511		mg/L		102	70 - 130
Dichlorodifluoromethane	0.0500	0.0491		mg/L		98	70 - 130
Ethylbenzene	0.0500	0.0510		mg/L		102	70 - 130
Hexachlorobutadiene	0.0500	0.0517		mg/L		103	70 - 130
Isopropylbenzene	0.0500	0.0512		mg/L		102	70 - 130
4-Methyl-2-pentanone (MIBK)	0.250	0.240		mg/L		96	68 - 120
Methyl tert-butyl ether	0.0500	0.0534		mg/L		107	70 - 130
Methylene Chloride	0.0500	0.0537		mg/L		107	70 - 130
m-Xylene & p-Xylene	0.0500	0.0501		mg/L		100	70 - 130
Naphthalene	0.0500	0.0532		mg/L		106	57 - 149
n-Butylbenzene	0.0500	0.0500		mg/L		100	70 - 130
N-Propylbenzene	0.0500	0.0503		mg/L		101	70 - 130
o-Xylene	0.0500	0.0511		mg/L		102	70 - 130
p-Isopropyltoluene	0.0500	0.0508		mg/L		102	70 - 130
sec-Butylbenzene	0.0500	0.0508		mg/L		102	70 - 130
Styrene	0.0500	0.0514		mg/L		103	70 - 130
tert-Butylbenzene	0.0500	0.0505		mg/L		101	70 - 130
Tetrachloroethene	0.0500	0.0510		mg/L		102	70 - 130
Toluene	0.0500	0.0502		mg/L		100	70 - 130
trans-1,2-Dichloroethene	0.0500	0.0510		mg/L		102	70 - 130
trans-1,3-Dichloropropene	0.0500	0.0499		mg/L		100	70 - 130
Trichloroethene	0.0500	0.0508		mg/L		102	70 - 130
Trichlorofluoromethane	0.0500	0.0536		mg/L		107	63 - 142
Vinyl acetate	0.100	0.105		mg/L		105	67 - 135
Vinyl chloride	0.0500	0.0566		mg/L		113	66 - 129
Xylenes, Total	0.100	0.101		mg/L		101	70 - 130

Surrogate	*LCS %Recovery*	*LCS Qualifier*	*Limits*
1,2-Dichloroethane-d4 (Surr)	*97*		*60 - 124*
4-Bromofluorobenzene (Surr)	*102*		*70 - 130*
Dibromofluoromethane (Surr)	*103*		*70 - 130*
Toluene-d8 (Surr)	*101*		*70 - 130*

Lab Sample ID: LCSD 680-869540/5
Matrix: Water
Analysis Batch: 869540

Client Sample ID: Lab Control Sample Dup
Prep Type: Total/NA

Analyte	Spike Added	LCSD Result	LCSD Qualifier	Unit	D	%Rec	%Rec Limits	RPD	RPD Limit
1,1,1,2-Tetrachloroethane	0.0500	0.0479		mg/L		96	70 - 130	1	30

Method: 8260D - Volatile Organic Compounds by GC/MS (Continued)

Lab Sample ID: LCSD 680-869540/5
Matrix: Water
Analysis Batch: 869540

Client Sample ID: Lab Control Sample Dup
Prep Type: Total/NA

Analyte	Spike Added	LCSD Result	LCSD Qualifier	Unit	D	%Rec	%Rec Limits	RPD	RPD Limit
1,1,1-Trichloroethane	0.0500	0.0546		mg/L		109	70 - 130	5	30
1,1,2,2-Tetrachloroethane	0.0500	0.0487		mg/L		97	70 - 130	2	30
1,1,2-Trichloroethane	0.0500	0.0506		mg/L		101	70 - 130	0	30
1,1-Dichloroethane	0.0500	0.0512		mg/L		102	70 - 130	2	30
1,1-Dichloroethene	0.0500	0.0573		mg/L		115	70 - 130	4	20
1,1-Dichloropropene	0.0500	0.0552		mg/L		110	70 - 130	7	20
1,2,3-Trichlorobenzene	0.0500	0.0536		mg/L		107	61 - 141	3	30
1,2,3-Trichloropropane	0.0500	0.0499		mg/L		100	70 - 130	3	30
1,2,4-Trichlorobenzene	0.0500	0.0532		mg/L		106	70 - 130	3	30
1,2,4-Trimethylbenzene	0.0500	0.0522		mg/L		104	70 - 130	3	30
1,2-Dibromo-3-Chloropropane	0.0500	0.0457		mg/L		91	70 - 130	2	30
Ethylene Dibromide	0.0500	0.0519		mg/L		104	70 - 130	3	30
1,2-Dichlorobenzene	0.0500	0.0495		mg/L		99	70 - 130	0	30
1,2-Dichloroethane	0.0500	0.0489		mg/L		98	70 - 130	0	50
1,2-Dichloroethene, Total	0.100	0.103		mg/L		103	70 - 130	1	20
1,2-Dichloropropane	0.0500	0.0506		mg/L		101	70 - 130	4	20
1,3,5-Trimethylbenzene	0.0500	0.0535		mg/L		107	70 - 130	5	30
1,3-Dichlorobenzene	0.0500	0.0503		mg/L		101	70 - 130	1	30
1,3-Dichloropropane	0.0500	0.0500		mg/L		100	70 - 130	2	20
1,4-Dichlorobenzene	0.0500	0.0500		mg/L		100	70 - 130	0	30
2,2-Dichloropropane	0.0500	0.0591		mg/L		118	70 - 130	4	20
2-Butanone (MEK)	0.250	0.250		mg/L		100	69 - 120	1	30
2-Chlorotoluene	0.0500	0.0508		mg/L		102	70 - 130	2	30
2-Hexanone	0.250	0.235		mg/L		94	70 - 130	0	20
4-Chlorotoluene	0.0500	0.0501		mg/L		100	70 - 130	1	30
Acetone	0.250	0.252		mg/L		101	67 - 120	1	30
Benzene	0.0500	0.0514		mg/L		103	70 - 130	1	30
Bromobenzene	0.0500	0.0510		mg/L		102	70 - 130	1	30
Bromochloromethane	0.0500	0.0463		mg/L		93	70 - 130	6	30
Dichlorobromomethane	0.0500	0.0536		mg/L		107	70 - 130	1	30
Bromoform	0.0500	0.0447		mg/L		89	69 - 129	1	30
Bromomethane	0.0500	0.0517		mg/L		103	28 - 192	5	30
Carbon disulfide	0.0500	0.0552		mg/L		110	70 - 130	1	30
Carbon tetrachloride	0.0500	0.0552		mg/L		110	70 - 130	9	30
Chlorobenzene	0.0500	0.0499		mg/L		100	70 - 130	0	30
Chloroethane	0.0500	0.0359		mg/L		72	31 - 213	7	30
Chloroform	0.0500	0.0510		mg/L		102	70 - 130	0	30
Chloromethane	0.0500	0.0479		mg/L		96	59 - 127	2	30
cis-1,2-Dichloroethene	0.0500	0.0510		mg/L		102	70 - 130	1	30
cis-1,3-Dichloropropene	0.0500	0.0493		mg/L		99	70 - 130	2	20
Chlorodibromomethane	0.0500	0.0475		mg/L		95	70 - 130	2	30
Dibromomethane	0.0500	0.0502		mg/L		100	70 - 130	2	30
Dichlorodifluoromethane	0.0500	0.0545		mg/L		109	70 - 130	10	40
Ethylbenzene	0.0500	0.0520		mg/L		104	70 - 130	2	20
Hexachlorobutadiene	0.0500	0.0581		mg/L		116	70 - 130	12	20
Isopropylbenzene	0.0500	0.0534		mg/L		107	70 - 130	4	30
4-Methyl-2-pentanone (MIBK)	0.250	0.239		mg/L		96	68 - 120	0	30
Methyl tert-butyl ether	0.0500	0.0540		mg/L		108	70 - 130	1	30
Methylene Chloride	0.0500	0.0513		mg/L		103	70 - 130	5	30

Method: 8260D - Volatile Organic Compounds by GC/MS (Continued)

Lab Sample ID: LCSD 680-869540/5
Matrix: Water
Analysis Batch: 869540

Client Sample ID: Lab Control Sample Dup
Prep Type: Total/NA

Analyte			Spike Added	LCSD Result	LCSD Qualifier	Unit	D	%Rec	%Rec Limits	RPD	RPD Limit
m-Xylene & p-Xylene			0.0500	0.0508		mg/L		102	70 - 130	1	30
Naphthalene			0.0500	0.0547		mg/L		109	57 - 149	3	30
n-Butylbenzene			0.0500	0.0540		mg/L		108	70 - 130	8	30
N-Propylbenzene			0.0500	0.0531		mg/L		106	70 - 130	6	30
o-Xylene			0.0500	0.0513		mg/L		103	70 - 130	0	30
p-Isopropyltoluene			0.0500	0.0541		mg/L		108	70 - 130	6	30
sec-Butylbenzene			0.0500	0.0556		mg/L		111	70 - 130	9	30
Styrene			0.0500	0.0511		mg/L		102	70 - 130	1	30
tert-Butylbenzene			0.0500	0.0541		mg/L		108	70 - 130	7	30
Tetrachloroethene			0.0500	0.0540		mg/L		108	70 - 130	6	30
Toluene			0.0500	0.0491		mg/L		98	70 - 130	2	30
trans-1,2-Dichloroethene			0.0500	0.0525		mg/L		105	70 - 130	3	30
trans-1,3-Dichloropropene			0.0500	0.0489		mg/L		98	70 - 130	2	30
Trichloroethene			0.0500	0.0522		mg/L		104	70 - 130	3	30
Trichlorofluoromethane			0.0500	0.0569		mg/L		114	63 - 142	6	30
Vinyl acetate			0.100	0.106		mg/L		106	67 - 135	0	30
Vinyl chloride			0.0500	0.0582		mg/L		116	66 - 129	3	30
Xylenes, Total			0.100	0.102		mg/L		102	70 - 130	1	30

Surrogate	*LCSD %Recovery*	*LCSD Qualifier*	*Limits*
1,2-Dichloroethane-d4 (Surr)	*97*		*60 - 124*
4-Bromofluorobenzene (Surr)	*100*		*70 - 130*
Dibromofluoromethane (Surr)	*101*		*70 - 130*
Toluene-d8 (Surr)	*99*		*70 - 130*

Lab Sample ID: MB 680-869691/8
Matrix: Water
Analysis Batch: 869691

Client Sample ID: Method Blank
Prep Type: Total/NA

Analyte	MB Result	MB Qualifier	RL	MDL	Unit	D	Prepared	Analyzed	Dil Fac
1,1,1,2-Tetrachloroethane	0.00036	U	0.0010	0.00036	mg/L			12/19/24 11:07	1
1,1,1-Trichloroethane	0.00021	U	0.0010	0.00021	mg/L			12/19/24 11:07	1
1,1,2,2-Tetrachloroethane	0.00040	U	0.0010	0.00040	mg/L			12/19/24 11:07	1
1,1,2-Trichloroethane	0.00032	U	0.0010	0.00032	mg/L			12/19/24 11:07	1
1,1-Dichloroethane	0.00033	U	0.0010	0.00033	mg/L			12/19/24 11:07	1
1,1-Dichloroethene	0.00033	U	0.0010	0.00033	mg/L			12/19/24 11:07	1
1,1-Dichloropropene	0.00028	U	0.0010	0.00028	mg/L			12/19/24 11:07	1
1,2,3-Trichlorobenzene	0.00081	U	0.0050	0.00081	mg/L			12/19/24 11:07	1
1,2,3-Trichloropropane	0.00048	U	0.0010	0.00048	mg/L			12/19/24 11:07	1
1,2,4-Trichlorobenzene	0.00053	U	0.0050	0.00053	mg/L			12/19/24 11:07	1
1,2,4-Trimethylbenzene	0.00043	U	0.0010	0.00043	mg/L			12/19/24 11:07	1
1,2-Dibromo-3-Chloropropane	0.0018	U	0.0050	0.0018	mg/L			12/19/24 11:07	1
Ethylene Dibromide	0.00033	U	0.0010	0.00033	mg/L			12/19/24 11:07	1
1,2-Dichlorobenzene	0.00031	U	0.0010	0.00031	mg/L			12/19/24 11:07	1
1,2-Dichloroethane	0.00025	U	0.0010	0.00025	mg/L			12/19/24 11:07	1
1,2-Dichloroethene, Total	0.00037	U	0.0020	0.00037	mg/L			12/19/24 11:07	1
1,2-Dichloropropane	0.00022	U	0.0010	0.00022	mg/L			12/19/24 11:07	1
1,3,5-Trimethylbenzene	0.00028	U	0.0010	0.00028	mg/L			12/19/24 11:07	1

Method: 8260D - Volatile Organic Compounds by GC/MS (Continued)

Lab Sample ID: MB 680-869691/8
Matrix: Water
Analysis Batch: 869691

Client Sample ID: Method Blank
Prep Type: Total/NA

Analyte	MB Result	MB Qualifier	RL	MDL	Unit	D	Prepared	Analyzed	Dil Fac
1,3-Dichlorobenzene	0.00031	U	0.0010	0.00031	mg/L			12/19/24 11:07	1
1,3-Dichloropropane	0.00036	U	0.0010	0.00036	mg/L			12/19/24 11:07	1
1,4-Dichlorobenzene	0.00031	U	0.0010	0.00031	mg/L			12/19/24 11:07	1
2,2-Dichloropropane	0.00035	U	0.0010	0.00035	mg/L			12/19/24 11:07	1
2-Butanone (MEK)	0.0064	U	0.010	0.0064	mg/L			12/19/24 11:07	1
2-Chlorotoluene	0.00025	U	0.0010	0.00025	mg/L			12/19/24 11:07	1
2-Hexanone	0.0032	U	0.010	0.0032	mg/L			12/19/24 11:07	1
4-Chlorotoluene	0.00041	U	0.0010	0.00041	mg/L			12/19/24 11:07	1
Acetone	0.0037	U	0.010	0.0037	mg/L			12/19/24 11:07	1
Benzene	0.00027	U	0.0010	0.00027	mg/L			12/19/24 11:07	1
Bromobenzene	0.00024	U	0.0010	0.00024	mg/L			12/19/24 11:07	1
Bromochloromethane	0.00034	U	0.0010	0.00034	mg/L			12/19/24 11:07	1
Dichlorobromomethane	0.00025	U	0.0010	0.00025	mg/L			12/19/24 11:07	1
Bromoform	0.00059	U	0.0010	0.00059	mg/L			12/19/24 11:07	1
Bromomethane	0.0037	U	0.0050	0.0037	mg/L			12/19/24 11:07	1
Carbon disulfide	0.00043	U	0.0020	0.00043	mg/L			12/19/24 11:07	1
Carbon tetrachloride	0.00030	U	0.0010	0.00030	mg/L			12/19/24 11:07	1
Chlorobenzene	0.00015	U	0.0010	0.00015	mg/L			12/19/24 11:07	1
Chloroethane	0.0046	U	0.0050	0.0046	mg/L			12/19/24 11:07	1
Chloroform	0.00027	U	0.0010	0.00027	mg/L			12/19/24 11:07	1
Chloromethane	0.00054	U	0.0010	0.00054	mg/L			12/19/24 11:07	1
cis-1,2-Dichloroethene	0.00025	U	0.0010	0.00025	mg/L			12/19/24 11:07	1
cis-1,3-Dichloropropene	0.00026	U	0.0010	0.00026	mg/L			12/19/24 11:07	1
Chlorodibromomethane	0.00039	U	0.0010	0.00039	mg/L			12/19/24 11:07	1
Dibromomethane	0.00034	U	0.0010	0.00034	mg/L			12/19/24 11:07	1
Dichlorodifluoromethane	0.00036	U	0.0010	0.00036	mg/L			12/19/24 11:07	1
Ethylbenzene	0.00020	U	0.0010	0.00020	mg/L			12/19/24 11:07	1
Hexachlorobutadiene	0.00022	U	0.0050	0.00022	mg/L			12/19/24 11:07	1
Isopropylbenzene	0.00026	U	0.0010	0.00026	mg/L			12/19/24 11:07	1
4-Methyl-2-pentanone (MIBK)	0.0027	U	0.010	0.0027	mg/L			12/19/24 11:07	1
Methyl tert-butyl ether	0.00081	U	0.0050	0.00081	mg/L			12/19/24 11:07	1
Methylene Chloride	0.0032	U	0.0050	0.0032	mg/L			12/19/24 11:07	1
m-Xylene & p-Xylene	0.00049	U	0.0010	0.00049	mg/L			12/19/24 11:07	1
Naphthalene	0.0024	U	0.0050	0.0024	mg/L			12/19/24 11:07	1
n-Butylbenzene	0.00052	U	0.0010	0.00052	mg/L			12/19/24 11:07	1
N-Propylbenzene	0.00041	U	0.0010	0.00041	mg/L			12/19/24 11:07	1
o-Xylene	0.00026	U	0.0010	0.00026	mg/L			12/19/24 11:07	1
p-Isopropyltoluene	0.00044	U	0.0010	0.00044	mg/L			12/19/24 11:07	1
sec-Butylbenzene	0.00053	U	0.0010	0.00053	mg/L			12/19/24 11:07	1
Styrene	0.00027	U	0.0010	0.00027	mg/L			12/19/24 11:07	1
tert-Butylbenzene	0.00043	U	0.0010	0.00043	mg/L			12/19/24 11:07	1
Tetrachloroethene	0.00035	U	0.0010	0.00035	mg/L			12/19/24 11:07	1
Toluene	0.00025	U	0.0010	0.00025	mg/L			12/19/24 11:07	1
trans-1,2-Dichloroethene	0.00034	U	0.0010	0.00034	mg/L			12/19/24 11:07	1
trans-1,3-Dichloropropene	0.00023	U	0.0010	0.00023	mg/L			12/19/24 11:07	1
Trichloroethene	0.00020	U	0.0010	0.00020	mg/L			12/19/24 11:07	1
Trichlorofluoromethane	0.00033	U	0.0010	0.00033	mg/L			12/19/24 11:07	1
Vinyl acetate	0.00069	U	0.0020	0.00069	mg/L			12/19/24 11:07	1
Vinyl chloride	0.00040	U	0.0010	0.00040	mg/L			12/19/24 11:07	1

Method: 8260D - Volatile Organic Compounds by GC/MS (Continued)

Lab Sample ID: MB 680-869691/8
Matrix: Water
Analysis Batch: 869691

Client Sample ID: Method Blank
Prep Type: Total/NA

Analyte	MB Result	MB Qualifier	RL	MDL	Unit	D	Prepared	Analyzed	Dil Fac
Xylenes, Total	0.00023	U	0.0010	0.00023	mg/L			12/19/24 11:07	1

Surrogate	*MB %Recovery*	*MB Qualifier*	*Limits*	*Prepared*	*Analyzed*	*Dil Fac*
1,2-Dichloroethane-d4 (Surr)	*101*		*60 - 124*		*12/19/24 11:07*	*1*
4-Bromofluorobenzene (Surr)	*105*		*70 - 130*		*12/19/24 11:07*	*1*
Dibromofluoromethane (Surr)	*97*		*70 - 130*		*12/19/24 11:07*	*1*
Toluene-d8 (Surr)	*93*		*70 - 130*		*12/19/24 11:07*	*1*

Lab Sample ID: LCS 680-869691/4
Matrix: Water
Analysis Batch: 869691

Client Sample ID: Lab Control Sample
Prep Type: Total/NA

Analyte	Spike Added	LCS Result	LCS Qualifier	Unit	D	%Rec	%Rec Limits
1,1,1,2-Tetrachloroethane	0.0500	0.0503		mg/L		101	70 - 130
1,1,1-Trichloroethane	0.0500	0.0512		mg/L		102	70 - 130
1,1,2,2-Tetrachloroethane	0.0500	0.0551		mg/L		110	70 - 130
1,1,2-Trichloroethane	0.0500	0.0511		mg/L		102	70 - 130
1,1-Dichloroethane	0.0500	0.0461		mg/L		92	70 - 130
1,1-Dichloroethene	0.0500	0.0451		mg/L		90	70 - 130
1,1-Dichloropropene	0.0500	0.0535		mg/L		107	70 - 130
1,2,3-Trichlorobenzene	0.0500	0.0486		mg/L		97	61 - 141
1,2,3-Trichloropropane	0.0500	0.0585		mg/L		117	70 - 130
1,2,4-Trichlorobenzene	0.0500	0.0529		mg/L		106	70 - 130
1,2,4-Trimethylbenzene	0.0500	0.0494		mg/L		99	70 - 130
1,2-Dibromo-3-Chloropropane	0.0500	0.0621		mg/L		124	70 - 130
Ethylene Dibromide	0.0500	0.0495		mg/L		99	70 - 130
1,2-Dichlorobenzene	0.0500	0.0496		mg/L		99	70 - 130
1,2-Dichloroethane	0.0500	0.0487		mg/L		97	70 - 130
1,2-Dichloroethene, Total	0.100	0.0974		mg/L		97	70 - 130
1,2-Dichloropropane	0.0500	0.0492		mg/L		98	70 - 130
1,3,5-Trimethylbenzene	0.0500	0.0497		mg/L		99	70 - 130
1,3-Dichlorobenzene	0.0500	0.0501		mg/L		100	70 - 130
1,3-Dichloropropane	0.0500	0.0486		mg/L		97	70 - 130
1,4-Dichlorobenzene	0.0500	0.0490		mg/L		98	70 - 130
2,2-Dichloropropane	0.0500	0.0533		mg/L		107	70 - 130
2-Butanone (MEK)	0.250	0.277		mg/L		111	69 - 120
2-Chlorotoluene	0.0500	0.0475		mg/L		95	70 - 130
2-Hexanone	0.250	0.277		mg/L		111	70 - 130
4-Chlorotoluene	0.0500	0.0484		mg/L		97	70 - 130
Acetone	0.250	0.216		mg/L		87	67 - 120
Benzene	0.0500	0.0482		mg/L		96	70 - 130
Bromobenzene	0.0500	0.0515		mg/L		103	70 - 130
Bromochloromethane	0.0500	0.0455		mg/L		91	70 - 130
Dichlorobromomethane	0.0500	0.0480		mg/L		96	70 - 130
Bromoform	0.0500	0.0564		mg/L		113	69 - 129
Bromomethane	0.0500	0.0457		mg/L		91	28 - 192
Carbon disulfide	0.0500	0.0425		mg/L		85	70 - 130
Carbon tetrachloride	0.0500	0.0560		mg/L		112	70 - 130

Method: 8260D - Volatile Organic Compounds by GC/MS (Continued)

Lab Sample ID: LCS 680-869691/4
Matrix: Water
Analysis Batch: 869691

Client Sample ID: Lab Control Sample
Prep Type: Total/NA

Analyte			Spike Added	LCS Result	LCS Qualifier	Unit	D	%Rec	%Rec Limits		
Chlorobenzene			0.0500	0.0494		mg/L		99	70 - 130		
Chloroethane			0.0500	0.0309		mg/L		62	31 - 213		
Chloroform			0.0500	0.0491		mg/L		98	70 - 130		
Chloromethane			0.0500	0.0355		mg/L		71	59 - 127		
cis-1,2-Dichloroethene			0.0500	0.0474		mg/L		95	70 - 130		
cis-1,3-Dichloropropene			0.0500	0.0487		mg/L		97	70 - 130		
Chlorodibromomethane			0.0500	0.0496		mg/L		99	70 - 130		
Dibromomethane			0.0500	0.0478		mg/L		96	70 - 130		
Dichlorodifluoromethane			0.0500	0.0431		mg/L		86	70 - 130		
Ethylbenzene			0.0500	0.0501		mg/L		100	70 - 130		
Hexachlorobutadiene			0.0500	0.0484		mg/L		97	70 - 130		
Isopropylbenzene			0.0500	0.0493		mg/L		99	70 - 130		
4-Methyl-2-pentanone (MIBK)			0.250	0.250		mg/L		100	68 - 120		
Methyl tert-butyl ether			0.0500	0.0641		mg/L		128	70 - 130		
Methylene Chloride			0.0500	0.0447		mg/L		89	70 - 130		
m-Xylene & p-Xylene			0.0500	0.0484		mg/L		97	70 - 130		
Naphthalene			0.0500	0.0582		mg/L		116	57 - 149		
n-Butylbenzene			0.0500	0.0484		mg/L		97	70 - 130		
N-Propylbenzene			0.0500	0.0483		mg/L		97	70 - 130		
o-Xylene			0.0500	0.0491		mg/L		98	70 - 130		
p-Isopropyltoluene			0.0500	0.0477		mg/L		95	70 - 130		
sec-Butylbenzene			0.0500	0.0484		mg/L		97	70 - 130		
Styrene			0.0500	0.0490		mg/L		98	70 - 130		
tert-Butylbenzene			0.0500	0.0485		mg/L		97	70 - 130		
Tetrachloroethene			0.0500	0.0520		mg/L		104	70 - 130		
Toluene			0.0500	0.0452		mg/L		90	70 - 130		
trans-1,2-Dichloroethene			0.0500	0.0500		mg/L		100	70 - 130		
trans-1,3-Dichloropropene			0.0500	0.0473		mg/L		95	70 - 130		
Trichloroethene			0.0500	0.0543		mg/L		109	70 - 130		
Trichlorofluoromethane			0.0500	0.0522		mg/L		104	63 - 142		
Vinyl acetate			0.100	0.105		mg/L		105	67 - 135		
Vinyl chloride			0.0500	0.0413		mg/L		83	66 - 129		
Xylenes, Total			0.100	0.0975		mg/L		98	70 - 130		

Surrogate	*LCS %Recovery*	*LCS Qualifier*	*Limits*
1,2-Dichloroethane-d4 (Surr)	*96*		*60 - 124*
4-Bromofluorobenzene (Surr)	*91*		*70 - 130*
Dibromofluoromethane (Surr)	*96*		*70 - 130*
Toluene-d8 (Surr)	*90*		*70 - 130*

Lab Sample ID: LCSD 680-869691/5
Matrix: Water
Analysis Batch: 869691

Client Sample ID: Lab Control Sample Dup
Prep Type: Total/NA

Analyte			Spike Added	LCSD Result	LCSD Qualifier	Unit	D	%Rec	%Rec Limits	RPD	RPD Limit
1,1,1,2-Tetrachloroethane			0.0500	0.0506		mg/L		101	70 - 130	1	30
1,1,1-Trichloroethane			0.0500	0.0507		mg/L		101	70 - 130	1	30
1,1,2,2-Tetrachloroethane			0.0500	0.0565		mg/L		113	70 - 130	3	30

Method: 8260D - Volatile Organic Compounds by GC/MS (Continued)

Lab Sample ID: LCSD 680-869691/5
Matrix: Water
Analysis Batch: 869691

Client Sample ID: Lab Control Sample Dup
Prep Type: Total/NA

Analyte	Spike Added	LCSD Result	LCSD Qualifier	Unit	D	%Rec	%Rec Limits	RPD	RPD Limit
1,1,2-Trichloroethane	0.0500	0.0532		mg/L		106	70 - 130	4	30
1,1-Dichloroethane	0.0500	0.0466		mg/L		93	70 - 130	1	30
1,1-Dichloroethene	0.0500	0.0445		mg/L		89	70 - 130	1	20
1,1-Dichloropropene	0.0500	0.0533		mg/L		107	70 - 130	0	20
1,2,3-Trichlorobenzene	0.0500	0.0495		mg/L		99	61 - 141	2	30
1,2,3-Trichloropropane	0.0500	0.0608		mg/L		122	70 - 130	4	30
1,2,4-Trichlorobenzene	0.0500	0.0540		mg/L		108	70 - 130	2	30
1,2,4-Trimethylbenzene	0.0500	0.0494		mg/L		99	70 - 130	0	30
1,2-Dibromo-3-Chloropropane	0.0500	0.0656	*+	mg/L		131	70 - 130	5	30
Ethylene Dibromide	0.0500	0.0525		mg/L		105	70 - 130	6	30
1,2-Dichlorobenzene	0.0500	0.0504		mg/L		101	70 - 130	1	30
1,2-Dichloroethane	0.0500	0.0504		mg/L		101	70 - 130	3	50
1,2-Dichloroethene, Total	0.100	0.0973		mg/L		97	70 - 130	0	20
1,2-Dichloropropane	0.0500	0.0505		mg/L		101	70 - 130	3	20
1,3,5-Trimethylbenzene	0.0500	0.0493		mg/L		99	70 - 130	1	30
1,3-Dichlorobenzene	0.0500	0.0506		mg/L		101	70 - 130	1	30
1,3-Dichloropropane	0.0500	0.0506		mg/L		101	70 - 130	4	20
1,4-Dichlorobenzene	0.0500	0.0497		mg/L		99	70 - 130	2	30
2,2-Dichloropropane	0.0500	0.0522		mg/L		104	70 - 130	2	20
2-Butanone (MEK)	0.250	0.295		mg/L		118	69 - 120	6	30
2-Chlorotoluene	0.0500	0.0473		mg/L		95	70 - 130	0	30
2-Hexanone	0.250	0.296		mg/L		118	70 - 130	7	20
4-Chlorotoluene	0.0500	0.0478		mg/L		96	70 - 130	1	30
Acetone	0.250	0.234		mg/L		94	67 - 120	8	30
Benzene	0.0500	0.0479		mg/L		96	70 - 130	1	30
Bromobenzene	0.0500	0.0519		mg/L		104	70 - 130	1	30
Bromochloromethane	0.0500	0.0465		mg/L		93	70 - 130	2	30
Dichlorobromomethane	0.0500	0.0489		mg/L		98	70 - 130	2	30
Bromoform	0.0500	0.0583		mg/L		117	69 - 129	3	30
Bromomethane	0.0500	0.0466		mg/L		93	28 - 192	2	30
Carbon disulfide	0.0500	0.0416		mg/L		83	70 - 130	2	30
Carbon tetrachloride	0.0500	0.0551		mg/L		110	70 - 130	1	30
Chlorobenzene	0.0500	0.0495		mg/L		99	70 - 130	0	30
Chloroethane	0.0500	0.0330		mg/L		66	31 - 213	6	30
Chloroform	0.0500	0.0497		mg/L		99	70 - 130	1	30
Chloromethane	0.0500	0.0355		mg/L		71	59 - 127	0	30
cis-1,2-Dichloroethene	0.0500	0.0479		mg/L		96	70 - 130	1	30
cis-1,3-Dichloropropene	0.0500	0.0499		mg/L		100	70 - 130	2	20
Chlorodibromomethane	0.0500	0.0514		mg/L		103	70 - 130	4	30
Dibromomethane	0.0500	0.0502		mg/L		100	70 - 130	5	30
Dichlorodifluoromethane	0.0500	0.0425		mg/L		85	70 - 130	1	40
Ethylbenzene	0.0500	0.0496		mg/L		99	70 - 130	1	20
Hexachlorobutadiene	0.0500	0.0484		mg/L		97	70 - 130	0	20
Isopropylbenzene	0.0500	0.0486		mg/L		97	70 - 130	2	30
4-Methyl-2-pentanone (MIBK)	0.250	0.263		mg/L		105	68 - 120	5	30
Methyl tert-butyl ether	0.0500	0.0665	*+	mg/L		133	70 - 130	4	30
Methylene Chloride	0.0500	0.0459		mg/L		92	70 - 130	3	30
m-Xylene & p-Xylene	0.0500	0.0481		mg/L		96	70 - 130	1	30
Naphthalene	0.0500	0.0590		mg/L		118	57 - 149	1	30

Method: 8260D - Volatile Organic Compounds by GC/MS (Continued)

Lab Sample ID: LCSD 680-869691/5
Matrix: Water
Analysis Batch: 869691

Client Sample ID: Lab Control Sample Dup
Prep Type: Total/NA

Analyte			Spike Added	LCSD Result	LCSD Qualifier	Unit	D	%Rec	%Rec Limits	RPD	RPD Limit
n-Butylbenzene			0.0500	0.0481		mg/L		96	70 - 130	1	30
N-Propylbenzene			0.0500	0.0476		mg/L		95	70 - 130	1	30
o-Xylene			0.0500	0.0489		mg/L		98	70 - 130	0	30
p-Isopropyltoluene			0.0500	0.0472		mg/L		94	70 - 130	1	30
sec-Butylbenzene			0.0500	0.0477		mg/L		95	70 - 130	1	30
Styrene			0.0500	0.0488		mg/L		98	70 - 130	0	30
tert-Butylbenzene			0.0500	0.0481		mg/L		96	70 - 130	1	30
Tetrachloroethene			0.0500	0.0521		mg/L		104	70 - 130	0	30
Toluene			0.0500	0.0452		mg/L		90	70 - 130	0	30
trans-1,2-Dichloroethene			0.0500	0.0495		mg/L		99	70 - 130	1	30
trans-1,3-Dichloropropene			0.0500	0.0488		mg/L		98	70 - 130	3	30
Trichloroethene			0.0500	0.0544		mg/L		109	70 - 130	0	30
Trichlorofluoromethane			0.0500	0.0516		mg/L		103	63 - 142	1	30
Vinyl acetate			0.100	0.109		mg/L		109	67 - 135	4	30
Vinyl chloride			0.0500	0.0412		mg/L		82	66 - 129	0	30
Xylenes, Total			0.100	0.0970		mg/L		97	70 - 130	1	30

Surrogate	*LCSD %Recovery*	*LCSD Qualifier*	*Limits*
1,2-Dichloroethane-d4 (Surr)	*99*		*60 - 124*
4-Bromofluorobenzene (Surr)	*92*		*70 - 130*
Dibromofluoromethane (Surr)	*99*		*70 - 130*
Toluene-d8 (Surr)	*92*		*70 - 130*

Method: 8081B - Organochlorine Pesticides (GC)

Lab Sample ID: MB 680-869125/1-A
Matrix: Water
Analysis Batch: 869208

Client Sample ID: Method Blank
Prep Type: Total/NA
Prep Batch: 869125

Analyte	MB Result	MB Qualifier	RL	MDL	Unit	D	Prepared	Analyzed	Dil Fac
Heptachlor	0.0000010	U	0.000050	0.0000010	mg/L		12/16/24 10:14	12/16/24 19:21	1

Surrogate	*MB %Recovery*	*MB Qualifier*	*Limits*	*Prepared*	*Analyzed*	*Dil Fac*
DCB Decachlorobiphenyl	*74*		*30 - 130*	*12/16/24 10:14*	*12/16/24 19:21*	*1*
Tetrachloro-m-xylene	*50*		*30 - 130*	*12/16/24 10:14*	*12/16/24 19:21*	*1*

Lab Sample ID: LCS 680-869125/2-A
Matrix: Water
Analysis Batch: 869208

Client Sample ID: Lab Control Sample
Prep Type: Total/NA
Prep Batch: 869125

Analyte			Spike Added	LCS Result	LCS Qualifier	Unit	D	%Rec	%Rec Limits		
Heptachlor			0.0000400	0.0000222	J	mg/L		56	30 - 130		

Surrogate	*LCS %Recovery*	*LCS Qualifier*	*Limits*
DCB Decachlorobiphenyl	*68*		*30 - 130*
Tetrachloro-m-xylene	*46*		*30 - 130*

Method: 8081B - Organochlorine Pesticides (GC) (Continued)

Lab Sample ID: LCSD 680-869125/3-A
Matrix: Water
Analysis Batch: 869208

Client Sample ID: Lab Control Sample Dup
Prep Type: Total/NA
Prep Batch: 869125

Analyte			Spike Added	LCSD Result	LCSD Qualifier	Unit	D	%Rec	%Rec Limits	RPD	RPD Limit
Heptachlor			0.0000400	0.0000168	J	mg/L		42	30 - 130	28	40

Surrogate	*LCSD %Recovery*	*LCSD Qualifier*	*Limits*
DCB Decachlorobiphenyl	*39*		*30 - 130*
Tetrachloro-m-xylene	*33*		*30 - 130*

Lab Sample ID: MB 680-869370/1-A
Matrix: Water
Analysis Batch: 869623

Client Sample ID: Method Blank
Prep Type: Total/NA
Prep Batch: 869370

Analyte	MB Result	MB Qualifier	RL	MDL	Unit	D	Prepared	Analyzed	Dil Fac
Heptachlor	0.0000010	U	0.000050	0.0000010	mg/L		12/17/24 11:48	12/18/24 20:08	1

Surrogate	*MB %Recovery*	*MB Qualifier*	*Limits*	*Prepared*	*Analyzed*	*Dil Fac*
DCB Decachlorobiphenyl	*69*		*30 - 130*	*12/17/24 11:48*	*12/18/24 20:08*	*1*
Tetrachloro-m-xylene	*64*		*30 - 130*	*12/17/24 11:48*	*12/18/24 20:08*	*1*

Lab Sample ID: LCS 680-869370/2-A
Matrix: Water
Analysis Batch: 869623

Client Sample ID: Lab Control Sample
Prep Type: Total/NA
Prep Batch: 869370

Analyte			Spike Added	LCS Result	LCS Qualifier	Unit	D	%Rec	%Rec Limits		
Heptachlor			0.0000400	0.0000289	J	mg/L		72	30 - 130		

Surrogate	*LCS %Recovery*	*LCS Qualifier*	*Limits*
DCB Decachlorobiphenyl	*79*		*30 - 130*
Tetrachloro-m-xylene	*61*		*30 - 130*

Lab Sample ID: LCSD 680-869370/3-A
Matrix: Water
Analysis Batch: 869623

Client Sample ID: Lab Control Sample Dup
Prep Type: Total/NA
Prep Batch: 869370

Analyte			Spike Added	LCSD Result	LCSD Qualifier	Unit	D	%Rec	%Rec Limits	RPD	RPD Limit
Heptachlor			0.0000400	0.0000291	J	mg/L		73	30 - 130	1	40

Surrogate	*LCSD %Recovery*	*LCSD Qualifier*	*Limits*
DCB Decachlorobiphenyl	*86*		*30 - 130*
Tetrachloro-m-xylene	*66*		*30 - 130*

GC/MS VOA

Analysis Batch: 869502

Lab Sample ID	Client Sample ID	Prep Type	Matrix	Method	Prep Batch
680-259739-1	MW-5D	Total/NA	Water	8260D	
680-259739-2	MW-4D	Total/NA	Water	8260D	
680-259739-3	MW-7D	Total/NA	Water	8260D	
680-259739-4	MW-4S	Total/NA	Water	8260D	
680-259739-5	MW-8DR	Total/NA	Water	8260D	
680-259739-6	MW-24S	Total/NA	Water	8260D	
680-259739-7	MW-12D	Total/NA	Water	8260D	
680-259739-8	MW-6D	Total/NA	Water	8260D	
680-259739-20	MW-13D	Total/NA	Water	8260D	
680-259739-22	MW-13DD	Total/NA	Water	8260D	
680-259739-25	MW-7S	Total/NA	Water	8260D	
680-259739-26	MW-9S	Total/NA	Water	8260D	
680-259739-27	MW-8S	Total/NA	Water	8260D	
680-259739-33	Trip Blank	Total/NA	Water	8260D	
MB 680-869502/8	Method Blank	Total/NA	Water	8260D	
LCS 680-869502/4	Lab Control Sample	Total/NA	Water	8260D	
LCSD 680-869502/5	Lab Control Sample Dup	Total/NA	Water	8260D	

Analysis Batch: 869506

Lab Sample ID	Client Sample ID	Prep Type	Matrix	Method	Prep Batch
680-259739-21	MW-13S	Total/NA	Water	8260D	
680-259739-26	MW-9S	Total/NA	Water	8260D	
680-259739-30	Dup 3	Total/NA	Water	8260D	
680-259739-30 - DL	Dup 3	Total/NA	Water	8260D	
MB 680-869506/8	Method Blank	Total/NA	Water	8260D	
LCS 680-869506/4	Lab Control Sample	Total/NA	Water	8260D	
LCSD 680-869506/5	Lab Control Sample Dup	Total/NA	Water	8260D	

Analysis Batch: 869525

Lab Sample ID	Client Sample ID	Prep Type	Matrix	Method	Prep Batch
680-259739-9	MW-5S	Total/NA	Water	8260D	
680-259739-10	MW-13D3	Total/NA	Water	8260D	
680-259739-11	MW-9D	Total/NA	Water	8260D	
680-259739-12	MW-10D	Total/NA	Water	8260D	
680-259739-13	Equipment Blank	Total/NA	Water	8260D	
680-259739-14	Trip Blank	Total/NA	Water	8260D	
680-259739-15	Dup #1	Total/NA	Water	8260D	
680-259739-16	MW-12S	Total/NA	Water	8260D	
680-259739-17	MW-6S	Total/NA	Water	8260D	
680-259739-18	MW-11S	Total/NA	Water	8260D	
680-259739-19	MW-11D	Total/NA	Water	8260D	
680-259739-21	MW-13S	Total/NA	Water	8260D	
680-259739-23	MW-2S	Total/NA	Water	8260D	
680-259739-24	MW-1D	Total/NA	Water	8260D	
MB 680-869525/8	Method Blank	Total/NA	Water	8260D	
LCS 680-869525/4	Lab Control Sample	Total/NA	Water	8260D	
LCSD 680-869525/5	Lab Control Sample Dup	Total/NA	Water	8260D	

Analysis Batch: 869540

Lab Sample ID	Client Sample ID	Prep Type	Matrix	Method	Prep Batch
680-259739-28	MW-10S	Total/NA	Water	8260D	

GC/MS VOA (Continued)

Analysis Batch: 869540 (Continued)

Lab Sample ID	Client Sample ID	Prep Type	Matrix	Method	Prep Batch
680-259739-30	Dup 3	Total/NA	Water	8260D	
680-259739-31	Equipment Blank	Total/NA	Water	8260D	
680-259739-32	Equipment Blank	Total/NA	Water	8260D	
680-259739-33	Trip Blank	Total/NA	Water	8260D	
MB 680-869540/8	Method Blank	Total/NA	Water	8260D	
LCS 680-869540/4	Lab Control Sample	Total/NA	Water	8260D	
LCSD 680-869540/5	Lab Control Sample Dup	Total/NA	Water	8260D	

Analysis Batch: 869691

Lab Sample ID	Client Sample ID	Prep Type	Matrix	Method	Prep Batch
680-259739-20	MW-13D	Total/NA	Water	8260D	
680-259739-22	MW-13DD	Total/NA	Water	8260D	
680-259739-25	MW-7S	Total/NA	Water	8260D	
680-259739-27	MW-8S	Total/NA	Water	8260D	
680-259739-29	Dup 2	Total/NA	Water	8260D	
680-259739-31	Equipment Blank	Total/NA	Water	8260D	
MB 680-869691/8	Method Blank	Total/NA	Water	8260D	
LCS 680-869691/4	Lab Control Sample	Total/NA	Water	8260D	
LCSD 680-869691/5	Lab Control Sample Dup	Total/NA	Water	8260D	

GC Semi VOA

Prep Batch: 869125

Lab Sample ID	Client Sample ID	Prep Type	Matrix	Method	Prep Batch
680-259739-1	MW-5D	Total/NA	Water	3510C	
680-259739-2	MW-4D	Total/NA	Water	3510C	
680-259739-3	MW-7D	Total/NA	Water	3510C	
680-259739-4	MW-4S	Total/NA	Water	3510C	
680-259739-5	MW-8DR	Total/NA	Water	3510C	
680-259739-6	MW-24S	Total/NA	Water	3510C	
680-259739-7	MW-12D	Total/NA	Water	3510C	
680-259739-8	MW-6D	Total/NA	Water	3510C	
680-259739-9	MW-5S	Total/NA	Water	3510C	
680-259739-10	MW-13D3	Total/NA	Water	3510C	
680-259739-11	MW-9D	Total/NA	Water	3510C	
680-259739-12	MW-10D	Total/NA	Water	3510C	
680-259739-13	Equipment Blank	Total/NA	Water	3510C	
680-259739-16	MW-12S	Total/NA	Water	3510C	
680-259739-17	MW-6S	Total/NA	Water	3510C	
680-259739-18	MW-11S	Total/NA	Water	3510C	
680-259739-19	MW-11D	Total/NA	Water	3510C	
680-259739-20	MW-13D	Total/NA	Water	3510C	
680-259739-21	MW-13S	Total/NA	Water	3510C	
680-259739-22	MW-13DD	Total/NA	Water	3510C	
MB 680-869125/1-A	Method Blank	Total/NA	Water	3510C	
LCS 680-869125/2-A	Lab Control Sample	Total/NA	Water	3510C	
LCSD 680-869125/3-A	Lab Control Sample Dup	Total/NA	Water	3510C	

Analysis Batch: 869208

Lab Sample ID	Client Sample ID	Prep Type	Matrix	Method	Prep Batch
680-259739-1	MW-5D	Total/NA	Water	8081B	869125

GC Semi VOA (Continued)

Analysis Batch: 869208 (Continued)

Lab Sample ID	Client Sample ID	Prep Type	Matrix	Method	Prep Batch
680-259739-2	MW-4D	Total/NA	Water	8081B	869125
680-259739-3	MW-7D	Total/NA	Water	8081B	869125
680-259739-4	MW-4S	Total/NA	Water	8081B	869125
680-259739-5	MW-8DR	Total/NA	Water	8081B	869125
680-259739-6	MW-24S	Total/NA	Water	8081B	869125
680-259739-7	MW-12D	Total/NA	Water	8081B	869125
680-259739-8	MW-6D	Total/NA	Water	8081B	869125
680-259739-9	MW-5S	Total/NA	Water	8081B	869125
680-259739-10	MW-13D3	Total/NA	Water	8081B	869125
680-259739-11	MW-9D	Total/NA	Water	8081B	869125
680-259739-12	MW-10D	Total/NA	Water	8081B	869125
680-259739-13	Equipment Blank	Total/NA	Water	8081B	869125
680-259739-16	MW-12S	Total/NA	Water	8081B	869125
680-259739-17	MW-6S	Total/NA	Water	8081B	869125
680-259739-18	MW-11S	Total/NA	Water	8081B	869125
680-259739-19	MW-11D	Total/NA	Water	8081B	869125
680-259739-20	MW-13D	Total/NA	Water	8081B	869125
680-259739-21	MW-13S	Total/NA	Water	8081B	869125
680-259739-22	MW-13DD	Total/NA	Water	8081B	869125
MB 680-869125/1-A	Method Blank	Total/NA	Water	8081B	869125
LCS 680-869125/2-A	Lab Control Sample	Total/NA	Water	8081B	869125
LCSD 680-869125/3-A	Lab Control Sample Dup	Total/NA	Water	8081B	869125

Prep Batch: 869370

Lab Sample ID	Client Sample ID	Prep Type	Matrix	Method	Prep Batch
680-259739-23	MW-2S	Total/NA	Water	3510C	
680-259739-24	MW-1D	Total/NA	Water	3510C	
680-259739-25	MW-7S	Total/NA	Water	3510C	
680-259739-26	MW-9S	Total/NA	Water	3510C	
680-259739-27	MW-8S	Total/NA	Water	3510C	
680-259739-28	MW-10S	Total/NA	Water	3510C	
680-259739-31	Equipment Blank	Total/NA	Water	3510C	
680-259739-32	Equipment Blank	Total/NA	Water	3510C	
MB 680-869370/1-A	Method Blank	Total/NA	Water	3510C	
LCS 680-869370/2-A	Lab Control Sample	Total/NA	Water	3510C	
LCSD 680-869370/3-A	Lab Control Sample Dup	Total/NA	Water	3510C	

Analysis Batch: 869623

Lab Sample ID	Client Sample ID	Prep Type	Matrix	Method	Prep Batch
680-259739-23	MW-2S	Total/NA	Water	8081B	869370
680-259739-24	MW-1D	Total/NA	Water	8081B	869370
680-259739-25	MW-7S	Total/NA	Water	8081B	869370
680-259739-26	MW-9S	Total/NA	Water	8081B	869370
680-259739-27	MW-8S	Total/NA	Water	8081B	869370
680-259739-28	MW-10S	Total/NA	Water	8081B	869370
680-259739-31	Equipment Blank	Total/NA	Water	8081B	869370
680-259739-32	Equipment Blank	Total/NA	Water	8081B	869370
MB 680-869370/1-A	Method Blank	Total/NA	Water	8081B	869370
LCS 680-869370/2-A	Lab Control Sample	Total/NA	Water	8081B	869370
LCSD 680-869370/3-A	Lab Control Sample Dup	Total/NA	Water	8081B	869370

Client Sample ID: MW-5D

Lab Sample ID: 680-259739-1

Date Collected: 12/09/24 09:20

Matrix: Water

Date Received: 12/11/24 13:00

Prep Type	Batch Type	Batch Method	Run	Dil Factor	Initial Amount	Final Amount	Batch Number	Prepared or Analyzed	Analyst	Lab
Total/NA	Analysis	8260D		1	5 mL	5 mL	869502	12/18/24 14:50	P1C	EET SAV
	Instrument ID: CMSO2									
Total/NA	Prep	3510C			248.9 mL	1 mL	869125	12/16/24 10:14	JW	EET SAV
Total/NA	Analysis	8081B		1	1 mL	1 mL	869208	12/16/24 20:14	K1C	EET SAV
	Instrument ID: CSGJ									

Client Sample ID: MW-4D

Lab Sample ID: 680-259739-2

Date Collected: 12/09/24 10:50

Matrix: Water

Date Received: 12/11/24 13:00

Prep Type	Batch Type	Batch Method	Run	Dil Factor	Initial Amount	Final Amount	Batch Number	Prepared or Analyzed	Analyst	Lab
Total/NA	Analysis	8260D		1	5 mL	5 mL	869502	12/18/24 15:12	P1C	EET SAV
	Instrument ID: CMSO2									
Total/NA	Prep	3510C			216.7 mL	1 mL	869125	12/16/24 10:14	JW	EET SAV
Total/NA	Analysis	8081B		1	1 mL	1 mL	869208	12/16/24 20:32	K1C	EET SAV
	Instrument ID: CSGJ									

Client Sample ID: MW-7D

Lab Sample ID: 680-259739-3

Date Collected: 12/09/24 12:30

Matrix: Water

Date Received: 12/11/24 13:00

Prep Type	Batch Type	Batch Method	Run	Dil Factor	Initial Amount	Final Amount	Batch Number	Prepared or Analyzed	Analyst	Lab
Total/NA	Analysis	8260D		1	5 mL	5 mL	869502	12/18/24 15:35	P1C	EET SAV
	Instrument ID: CMSO2									
Total/NA	Prep	3510C			256.8 mL	1 mL	869125	12/16/24 10:14	JW	EET SAV
Total/NA	Analysis	8081B		1	1 mL	1 mL	869208	12/16/24 20:50	K1C	EET SAV
	Instrument ID: CSGJ									

Client Sample ID: MW-4S

Lab Sample ID: 680-259739-4

Date Collected: 12/09/24 13:35

Matrix: Water

Date Received: 12/11/24 13:00

Prep Type	Batch Type	Batch Method	Run	Dil Factor	Initial Amount	Final Amount	Batch Number	Prepared or Analyzed	Analyst	Lab
Total/NA	Analysis	8260D		1	5 mL	5 mL	869502	12/18/24 16:02	P1C	EET SAV
	Instrument ID: CMSO2									
Total/NA	Prep	3510C			256.3 mL	1 mL	869125	12/16/24 10:14	JW	EET SAV
Total/NA	Analysis	8081B		1	1 mL	1 mL	869208	12/16/24 21:08	K1C	EET SAV
	Instrument ID: CSGJ									

Client Sample ID: MW-8DR

Lab Sample ID: 680-259739-5

Date Collected: 12/09/24 15:15

Matrix: Water

Date Received: 12/11/24 13:00

Prep Type	Batch Type	Batch Method	Run	Dil Factor	Initial Amount	Final Amount	Batch Number	Prepared or Analyzed	Analyst	Lab
Total/NA	Analysis	8260D		1	5 mL	5 mL	869502	12/18/24 16:24	P1C	EET SAV
	Instrument ID: CMSO2									

Lab Chronicle

Client: Trihydro Corporation
Project/Site: PFSG, Valdosta GA Site

Job ID: 680-259739-1

Client Sample ID: MW-8DR

Lab Sample ID: 680-259739-5

Date Collected: 12/09/24 15:15
Matrix: Water
Date Received: 12/11/24 13:00

Prep Type	Batch Type	Batch Method	Run	Dil Factor	Initial Amount	Final Amount	Batch Number	Prepared or Analyzed	Analyst	Lab
Total/NA	Prep	3510C			254 mL	1 mL	869125	12/16/24 10:14	JW	EET SAV
Total/NA	Analysis	8081B		1	1 mL	1 mL	869208	12/16/24 21:26	K1C	EET SAV
	Instrument ID: CSGJ									

Client Sample ID: MW-24S

Lab Sample ID: 680-259739-6

Date Collected: 12/09/24 16:20
Matrix: Water
Date Received: 12/11/24 13:00

Prep Type	Batch Type	Batch Method	Run	Dil Factor	Initial Amount	Final Amount	Batch Number	Prepared or Analyzed	Analyst	Lab
Total/NA	Analysis	8260D		1	5 mL	5 mL	869502	12/18/24 16:53	P1C	EET SAV
	Instrument ID: CMSO2									
Total/NA	Prep	3510C			250.4 mL	1 mL	869125	12/16/24 10:14	JW	EET SAV
Total/NA	Analysis	8081B		1	1 mL	1 mL	869208	12/16/24 21:43	K1C	EET SAV
	Instrument ID: CSGJ									

Client Sample ID: MW-12D

Lab Sample ID: 680-259739-7

Date Collected: 12/09/24 09:45
Matrix: Water
Date Received: 12/11/24 13:00

Prep Type	Batch Type	Batch Method	Run	Dil Factor	Initial Amount	Final Amount	Batch Number	Prepared or Analyzed	Analyst	Lab
Total/NA	Analysis	8260D		1	5 mL	5 mL	869502	12/18/24 17:22	P1C	EET SAV
	Instrument ID: CMSO2									
Total/NA	Prep	3510C			262.8 mL	1 mL	869125	12/16/24 10:14	JW	EET SAV
Total/NA	Analysis	8081B		1	1 mL	1 mL	869208	12/16/24 22:01	K1C	EET SAV
	Instrument ID: CSGJ									

Client Sample ID: MW-6D

Lab Sample ID: 680-259739-8

Date Collected: 12/09/24 10:50
Matrix: Water
Date Received: 12/11/24 13:00

Prep Type	Batch Type	Batch Method	Run	Dil Factor	Initial Amount	Final Amount	Batch Number	Prepared or Analyzed	Analyst	Lab
Total/NA	Analysis	8260D		1	5 mL	5 mL	869502	12/18/24 17:50	P1C	EET SAV
	Instrument ID: CMSO2									
Total/NA	Prep	3510C			262.6 mL	1 mL	869125	12/16/24 10:14	JW	EET SAV
Total/NA	Analysis	8081B		1	1 mL	1 mL	869208	12/16/24 22:19	K1C	EET SAV
	Instrument ID: CSGJ									

Client Sample ID: MW-5S

Lab Sample ID: 680-259739-9

Date Collected: 12/09/24 12:40
Matrix: Water
Date Received: 12/11/24 13:00

Prep Type	Batch Type	Batch Method	Run	Dil Factor	Initial Amount	Final Amount	Batch Number	Prepared or Analyzed	Analyst	Lab
Total/NA	Analysis	8260D		1	5 mL	5 mL	869525	12/18/24 18:02	P1C	EET SAV
	Instrument ID: CMSAH									

Lab Chronicle

Client: Trihydro Corporation
Job ID: 680-259739-1
Project/Site: PFSG, Valdosta GA Site

Client Sample ID: MW-5S
Lab Sample ID: 680-259739-9
Date Collected: 12/09/24 12:40
Matrix: Water
Date Received: 12/11/24 13:00

Prep Type	Batch Type	Batch Method	Run	Dil Factor	Initial Amount	Final Amount	Batch Number	Prepared or Analyzed	Analyst	Lab
Total/NA	Prep	3510C			269 mL	1 mL	869125	12/16/24 10:14	JW	EET SAV
Total/NA	Analysis	8081B		1	1 mL	1 mL	869208	12/16/24 22:37	K1C	EET SAV
	Instrument ID: CSGJ									

Client Sample ID: MW-13D3
Lab Sample ID: 680-259739-10
Date Collected: 12/09/24 14:30
Matrix: Water
Date Received: 12/11/24 13:00

Prep Type	Batch Type	Batch Method	Run	Dil Factor	Initial Amount	Final Amount	Batch Number	Prepared or Analyzed	Analyst	Lab
Total/NA	Analysis	8260D		1	5 mL	5 mL	869525	12/18/24 18:24	P1C	EET SAV
	Instrument ID: CMSAH									
Total/NA	Prep	3510C			264.1 mL	1 mL	869125	12/16/24 10:14	JW	EET SAV
Total/NA	Analysis	8081B		1	1 mL	1 mL	869208	12/16/24 22:54	K1C	EET SAV
	Instrument ID: CSGJ									

Client Sample ID: MW-9D
Lab Sample ID: 680-259739-11
Date Collected: 12/09/24 15:55
Matrix: Water
Date Received: 12/11/24 13:00

Prep Type	Batch Type	Batch Method	Run	Dil Factor	Initial Amount	Final Amount	Batch Number	Prepared or Analyzed	Analyst	Lab
Total/NA	Analysis	8260D		1	5 mL	5 mL	869525	12/18/24 18:46	P1C	EET SAV
	Instrument ID: CMSAH									
Total/NA	Prep	3510C			265.9 mL	1 mL	869125	12/16/24 10:14	JW	EET SAV
Total/NA	Analysis	8081B		1	1 mL	1 mL	869208	12/16/24 23:12	K1C	EET SAV
	Instrument ID: CSGJ									

Client Sample ID: MW-10D
Lab Sample ID: 680-259739-12
Date Collected: 12/09/24 17:05
Matrix: Water
Date Received: 12/11/24 13:00

Prep Type	Batch Type	Batch Method	Run	Dil Factor	Initial Amount	Final Amount	Batch Number	Prepared or Analyzed	Analyst	Lab
Total/NA	Analysis	8260D		1	5 mL	5 mL	869525	12/18/24 14:43	P1C	EET SAV
	Instrument ID: CMSAH									
Total/NA	Prep	3510C			253 mL	1 mL	869125	12/16/24 10:14	JW	EET SAV
Total/NA	Analysis	8081B		1	1 mL	1 mL	869208	12/16/24 23:30	K1C	EET SAV
	Instrument ID: CSGJ									

Client Sample ID: Equipment Blank
Lab Sample ID: 680-259739-13
Date Collected: 12/09/24 17:30
Matrix: Water
Date Received: 12/11/24 13:00

Prep Type	Batch Type	Batch Method	Run	Dil Factor	Initial Amount	Final Amount	Batch Number	Prepared or Analyzed	Analyst	Lab
Total/NA	Analysis	8260D		1	5 mL	5 mL	869525	12/18/24 12:53	P1C	EET SAV
	Instrument ID: CMSAH									

Client Sample ID: Equipment Blank
Lab Sample ID: 680-259739-13

Date Collected: 12/09/24 17:30
Matrix: Water
Date Received: 12/11/24 13:00

Prep Type	Batch Type	Batch Method	Run	Dil Factor	Initial Amount	Final Amount	Batch Number	Prepared or Analyzed	Analyst	Lab
Total/NA	Prep	3510C			245 mL	1 mL	869125	12/16/24 10:14	JW	EET SAV
Total/NA	Analysis	8081B		1	1 mL	1 mL	869208	12/16/24 23:47	K1C	EET SAV
	Instrument ID: CSGJ									

Client Sample ID: Trip Blank
Lab Sample ID: 680-259739-14

Date Collected: 12/09/24 08:00
Matrix: Water
Date Received: 12/11/24 13:00

Prep Type	Batch Type	Batch Method	Run	Dil Factor	Initial Amount	Final Amount	Batch Number	Prepared or Analyzed	Analyst	Lab
Total/NA	Analysis	8260D		1	5 mL	5 mL	869525	12/18/24 13:15	P1C	EET SAV
	Instrument ID: CMSAH									

Client Sample ID: Dup #1
Lab Sample ID: 680-259739-15

Date Collected: 12/09/24 00:00
Matrix: Water
Date Received: 12/11/24 13:00

Prep Type	Batch Type	Batch Method	Run	Dil Factor	Initial Amount	Final Amount	Batch Number	Prepared or Analyzed	Analyst	Lab
Total/NA	Analysis	8260D		1	5 mL	5 mL	869525	12/18/24 15:05	P1C	EET SAV
	Instrument ID: CMSAH									

Client Sample ID: MW-12S
Lab Sample ID: 680-259739-16

Date Collected: 12/10/24 09:45
Matrix: Water
Date Received: 12/11/24 13:00

Prep Type	Batch Type	Batch Method	Run	Dil Factor	Initial Amount	Final Amount	Batch Number	Prepared or Analyzed	Analyst	Lab
Total/NA	Analysis	8260D		1	5 mL	5 mL	869525	12/18/24 15:27	P1C	EET SAV
	Instrument ID: CMSAH									
Total/NA	Prep	3510C			247 mL	1 mL	869125	12/16/24 10:14	JW	EET SAV
Total/NA	Analysis	8081B		1	1 mL	1 mL	869208	12/17/24 00:05	K1C	EET SAV
	Instrument ID: CSGJ									

Client Sample ID: MW-6S
Lab Sample ID: 680-259739-17

Date Collected: 12/10/24 11:00
Matrix: Water
Date Received: 12/11/24 13:00

Prep Type	Batch Type	Batch Method	Run	Dil Factor	Initial Amount	Final Amount	Batch Number	Prepared or Analyzed	Analyst	Lab
Total/NA	Analysis	8260D		1	5 mL	5 mL	869525	12/18/24 15:49	P1C	EET SAV
	Instrument ID: CMSAH									
Total/NA	Prep	3510C			238.6 mL	1 mL	869125	12/16/24 10:14	JW	EET SAV
Total/NA	Analysis	8081B		1	1 mL	1 mL	869208	12/17/24 00:23	K1C	EET SAV
	Instrument ID: CSGJ									

Lab Chronicle

Client: Trihydro Corporation
Project/Site: PFSG, Valdosta GA Site

Job ID: 680-259739-1

Client Sample ID: MW-11S

Lab Sample ID: 680-259739-18

Date Collected: 12/10/24 12:40
Date Received: 12/11/24 13:00

Matrix: Water

Prep Type	Batch Type	Batch Method	Run	Dil Factor	Initial Amount	Final Amount	Batch Number	Prepared or Analyzed	Analyst	Lab
Total/NA	Analysis	8260D		1	5 mL	5 mL	869525	12/18/24 16:11	P1C	EET SAV
	Instrument ID: CMSAH									
Total/NA	Prep	3510C			254.5 mL	1 mL	869125	12/16/24 10:14	JW	EET SAV
Total/NA	Analysis	8081B		1	1 mL	1 mL	869208	12/17/24 00:41	K1C	EET SAV
	Instrument ID: CSGJ									

Client Sample ID: MW-11D

Lab Sample ID: 680-259739-19

Date Collected: 12/10/24 14:00
Date Received: 12/11/24 13:00

Matrix: Water

Prep Type	Batch Type	Batch Method	Run	Dil Factor	Initial Amount	Final Amount	Batch Number	Prepared or Analyzed	Analyst	Lab
Total/NA	Analysis	8260D		1	5 mL	5 mL	869525	12/18/24 16:33	P1C	EET SAV
	Instrument ID: CMSAH									
Total/NA	Prep	3510C			236 mL	1 mL	869125	12/16/24 10:14	JW	EET SAV
Total/NA	Analysis	8081B		1	1 mL	1 mL	869208	12/17/24 00:58	K1C	EET SAV
	Instrument ID: CSGJ									

Client Sample ID: MW-13D

Lab Sample ID: 680-259739-20

Date Collected: 12/10/24 15:30
Date Received: 12/11/24 13:00

Matrix: Water

Prep Type	Batch Type	Batch Method	Run	Dil Factor	Initial Amount	Final Amount	Batch Number	Prepared or Analyzed	Analyst	Lab
Total/NA	Analysis	8260D		5	5 mL	5 mL	869502	12/18/24 19:08	P1C	EET SAV
	Instrument ID: CMSO2									
Total/NA	Analysis	8260D		10	5 mL	5 mL	869691	12/19/24 18:38	MLL	EET SAV
	Instrument ID: CMSU									
Total/NA	Prep	3510C			254.3 mL	1 mL	869125	12/16/24 10:14	JW	EET SAV
Total/NA	Analysis	8081B		1	1 mL	1 mL	869208	12/17/24 01:16	K1C	EET SAV
	Instrument ID: CSGJ									

Client Sample ID: MW-13S

Lab Sample ID: 680-259739-21

Date Collected: 12/10/24 16:35
Date Received: 12/11/24 13:00

Matrix: Water

Prep Type	Batch Type	Batch Method	Run	Dil Factor	Initial Amount	Final Amount	Batch Number	Prepared or Analyzed	Analyst	Lab
Total/NA	Analysis	8260D		1	5 mL	5 mL	869525	12/18/24 16:55	P1C	EET SAV
	Instrument ID: CMSAH									
Total/NA	Analysis	8260D		5	5 mL	5 mL	869506	12/18/24 19:27	UI	EET SAV
	Instrument ID: CMSU									
Total/NA	Prep	3510C			232.7 mL	1 mL	869125	12/16/24 10:14	JW	EET SAV
Total/NA	Analysis	8081B		1	1 mL	1 mL	869208	12/17/24 01:33	K1C	EET SAV
	Instrument ID: CSGJ									

Lab Chronicle

Client: Trihydro Corporation
Project/Site: PFSG, Valdosta GA Site

Job ID: 680-259739-1

Client Sample ID: MW-13DD

Lab Sample ID: 680-259739-22

Date Collected: 12/10/24 18:00
Matrix: Water
Date Received: 12/11/24 13:00

Prep Type	Batch Type	Batch Method	Run	Dil Factor	Initial Amount	Final Amount	Batch Number	Prepared or Analyzed	Analyst	Lab
Total/NA	Analysis	8260D		5	5 mL	5 mL	869502	12/18/24 19:33	P1C	EET SAV
	Instrument ID: CMSO2									
Total/NA	Analysis	8260D		50	5 mL	5 mL	869691	12/19/24 17:23	MLL	EET SAV
	Instrument ID: CMSU									
Total/NA	Prep	3510C			263.8 mL	1 mL	869125	12/16/24 10:14	JW	EET SAV
Total/NA	Analysis	8081B		1	1 mL	1 mL	869208	12/17/24 01:51	K1C	EET SAV
	Instrument ID: CSGJ									

Client Sample ID: MW-2S

Lab Sample ID: 680-259739-23

Date Collected: 12/10/24 09:55
Matrix: Water
Date Received: 12/11/24 13:00

Prep Type	Batch Type	Batch Method	Run	Dil Factor	Initial Amount	Final Amount	Batch Number	Prepared or Analyzed	Analyst	Lab
Total/NA	Analysis	8260D		1	5 mL	5 mL	869525	12/18/24 17:17	P1C	EET SAV
	Instrument ID: CMSAH									
Total/NA	Prep	3510C			260.3 mL	1 mL	869370	12/17/24 11:48	AM	EET SAV
Total/NA	Analysis	8081B		1	1 mL	1 mL	869623	12/19/24 01:24	K1C	EET SAV
	Instrument ID: CSGAA									

Client Sample ID: MW-1D

Lab Sample ID: 680-259739-24

Date Collected: 12/10/24 11:25
Matrix: Water
Date Received: 12/11/24 13:00

Prep Type	Batch Type	Batch Method	Run	Dil Factor	Initial Amount	Final Amount	Batch Number	Prepared or Analyzed	Analyst	Lab
Total/NA	Analysis	8260D		1	5 mL	5 mL	869525	12/18/24 17:40	P1C	EET SAV
	Instrument ID: CMSAH									
Total/NA	Prep	3510C			258.7 mL	1 mL	869370	12/17/24 11:48	AM	EET SAV
Total/NA	Analysis	8081B		1	1 mL	1 mL	869623	12/19/24 01:38	K1C	EET SAV
	Instrument ID: CSGAA									

Client Sample ID: MW-7S

Lab Sample ID: 680-259739-25

Date Collected: 12/10/24 13:00
Matrix: Water
Date Received: 12/11/24 13:00

Prep Type	Batch Type	Batch Method	Run	Dil Factor	Initial Amount	Final Amount	Batch Number	Prepared or Analyzed	Analyst	Lab
Total/NA	Analysis	8260D		5	5 mL	5 mL	869502	12/18/24 19:58	P1C	EET SAV
	Instrument ID: CMSO2									
Total/NA	Analysis	8260D		25	5 mL	5 mL	869691	12/19/24 18:13	MLL	EET SAV
	Instrument ID: CMSU									
Total/NA	Prep	3510C			263.6 mL	1 mL	869370	12/17/24 11:48	AM	EET SAV
Total/NA	Analysis	8081B		1	1 mL	1 mL	869623	12/19/24 01:52	K1C	EET SAV
	Instrument ID: CSGAA									

Lab Chronicle

Client: Trihydro Corporation
Project/Site: PFSG, Valdosta GA Site

Job ID: 680-259739-1

Client Sample ID: MW-9S

Lab Sample ID: 680-259739-26

Date Collected: 12/10/24 16:10

Matrix: Water

Date Received: 12/11/24 13:00

Prep Type	Batch Type	Batch Method	Run	Dil Factor	Initial Amount	Final Amount	Batch Number	Prepared or Analyzed	Analyst	Lab
Total/NA	Analysis	8260D		10	5 mL	5 mL	869502	12/18/24 18:44	P1C	EET SAV
	Instrument ID: CMSO2									
Total/NA	Analysis	8260D		25	5 mL	5 mL	869506	12/18/24 21:02	UI	EET SAV
	Instrument ID: CMSU									
Total/NA	Prep	3510C			253.1 mL	1 mL	869370	12/17/24 11:48	AM	EET SAV
Total/NA	Analysis	8081B		1	1 mL	1 mL	869623	12/19/24 02:07	K1C	EET SAV
	Instrument ID: CSGAA									

Client Sample ID: MW-8S

Lab Sample ID: 680-259739-27

Date Collected: 12/10/24 17:10

Matrix: Water

Date Received: 12/11/24 13:00

Prep Type	Batch Type	Batch Method	Run	Dil Factor	Initial Amount	Final Amount	Batch Number	Prepared or Analyzed	Analyst	Lab
Total/NA	Analysis	8260D		5	5 mL	5 mL	869502	12/18/24 20:23	P1C	EET SAV
	Instrument ID: CMSO2									
Total/NA	Analysis	8260D		50	5 mL	5 mL	869691	12/19/24 17:48	MLL	EET SAV
	Instrument ID: CMSU									
Total/NA	Prep	3510C			264.5 mL	1 mL	869370	12/17/24 11:48	AM	EET SAV
Total/NA	Analysis	8081B		1	1 mL	1 mL	869623	12/19/24 02:21	K1C	EET SAV
	Instrument ID: CSGAA									

Client Sample ID: MW-10S

Lab Sample ID: 680-259739-28

Date Collected: 12/10/24 18:15

Matrix: Water

Date Received: 12/11/24 13:00

Prep Type	Batch Type	Batch Method	Run	Dil Factor	Initial Amount	Final Amount	Batch Number	Prepared or Analyzed	Analyst	Lab
Total/NA	Analysis	8260D		500	5 mL	5 mL	869540	12/18/24 20:08	P1C	EET SAV
	Instrument ID: CMSAA									
Total/NA	Prep	3510C			258.9 mL	1 mL	869370	12/17/24 11:48	AM	EET SAV
Total/NA	Analysis	8081B		1	1 mL	1 mL	869623	12/19/24 02:35	K1C	EET SAV
	Instrument ID: CSGAA									

Client Sample ID: Dup 2

Lab Sample ID: 680-259739-29

Date Collected: 12/10/24 00:00

Matrix: Water

Date Received: 12/11/24 13:00

Prep Type	Batch Type	Batch Method	Run	Dil Factor	Initial Amount	Final Amount	Batch Number	Prepared or Analyzed	Analyst	Lab
Total/NA	Analysis	8260D		1	5 mL	5 mL	869691	12/19/24 15:05	MLL	EET SAV
	Instrument ID: CMSU									

Client Sample ID: Dup 3

Lab Sample ID: 680-259739-30

Date Collected: 12/10/24 00:00

Matrix: Water

Date Received: 12/11/24 13:00

Prep Type	Batch Type	Batch Method	Run	Dil Factor	Initial Amount	Final Amount	Batch Number	Prepared or Analyzed	Analyst	Lab
Total/NA	Analysis	8260D		1	5 mL	5 mL	869540	12/18/24 15:44	P1C	EET SAV
	Instrument ID: CMSAA									
Total/NA	Analysis	8260D		5	5 mL	5 mL	869506	12/18/24 16:44	UI	EET SAV
	Instrument ID: CMSU									
Total/NA	Analysis	8260D	DL	10	5 mL	5 mL	869506	12/18/24 20:15	UI	EET SAV
	Instrument ID: CMSU									

Client Sample ID: Equipment Blank

Lab Sample ID: 680-259739-31

Date Collected: 12/10/24 18:30

Matrix: Water

Date Received: 12/11/24 13:00

Prep Type	Batch Type	Batch Method	Run	Dil Factor	Initial Amount	Final Amount	Batch Number	Prepared or Analyzed	Analyst	Lab
Total/NA	Analysis	8260D		1	5 mL	5 mL	869540	12/18/24 13:30	P1C	EET SAV
	Instrument ID: CMSAA									
Total/NA	Analysis	8260D		1	5 mL	5 mL	869691	12/19/24 12:27	MLL	EET SAV
	Instrument ID: CMSU									
Total/NA	Prep	3510C			274.2 mL	1 mL	869370	12/17/24 11:48	AM	EET SAV
Total/NA	Analysis	8081B		1	1 mL	1 mL	869623	12/19/24 02:50	K1C	EET SAV
	Instrument ID: CSGAA									

Client Sample ID: Equipment Blank

Lab Sample ID: 680-259739-32

Date Collected: 12/10/24 18:40

Matrix: Water

Date Received: 12/11/24 13:00

Prep Type	Batch Type	Batch Method	Run	Dil Factor	Initial Amount	Final Amount	Batch Number	Prepared or Analyzed	Analyst	Lab
Total/NA	Analysis	8260D		1	5 mL	5 mL	869540	12/18/24 13:52	P1C	EET SAV
	Instrument ID: CMSAA									
Total/NA	Prep	3510C			260.1 mL	1 mL	869370	12/17/24 11:48	AM	EET SAV
Total/NA	Analysis	8081B		1	1 mL	1 mL	869623	12/19/24 03:04	K1C	EET SAV
	Instrument ID: CSGAA									

Client Sample ID: Trip Blank

Lab Sample ID: 680-259739-33

Date Collected: 12/10/24 08:00

Matrix: Water

Date Received: 12/11/24 13:00

Prep Type	Batch Type	Batch Method	Run	Dil Factor	Initial Amount	Final Amount	Batch Number	Prepared or Analyzed	Analyst	Lab
Total/NA	Analysis	8260D		1	5 mL	5 mL	869540	12/18/24 14:14	P1C	EET SAV
	Instrument ID: CMSAA									
Total/NA	Analysis	8260D		1	5 mL	5 mL	869502	12/18/24 12:36	P1C	EET SAV
	Instrument ID: CMSO2									

Laboratory References:

EET SAV = Eurofins Savannah, 5102 LaRoche Avenue, Savannah, GA 31404, TEL (912)354-7858

Accreditation/Certification Summary

Client: Trihydro Corporation
Job ID: 680-259739-1
Project/Site: PFSG, Valdosta GA Site

Laboratory: Eurofins Savannah

The accreditations/certifications listed below are applicable to this report.

Authority	Program	Identification Number	Expiration Date
Georgia	State	E87052	06-30-25

Method Summary

Client: Trihydro Corporation
Project/Site: PFSG, Valdosta GA Site

Job ID: 680-259739-1

Method	Method Description	Protocol	Laboratory
8260D	Volatile Organic Compounds by GC/MS	SW846	EET SAV
8081B	Organochlorine Pesticides (GC)	SW846	EET SAV
3510C	Liquid-Liquid Extraction (Separatory Funnel)	SW846	EET SAV
5030B	Purge and Trap	SW846	EET SAV

Protocol References:

SW846 = "Test Methods For Evaluating Solid Waste, Physical/Chemical Methods", Third Edition, November 1986 And Its Updates.

Laboratory References:

EET SAV = Eurofins Savannah, 5102 LaRoche Avenue, Savannah, GA 31404, TEL (912)354-7858

Eurofins Savannah
5102 LaRoche Avenue
Savannah, GA 31404
Phone: 912-354-7858 Fax: 912-352-0165

Chain of Custody Record

244- ATLANTA

eurofins | Environment Testing

Client Information	Sampler: Elizabeth Brunner, David Jones	Lab PM: Rea, Todd	Carrier Tracking No(s):	COC No: 762-5880-1023.1
Client Contact: William Kelly	Phone: 229-244-8619	E-Mail: Todd.Rea@et.eurofinsus.com	State of Origin: GA	Page: Page 1 of 3
Company: Trihydro Corporation	PWSID:			Job #:

Address: 3740 Saint Johns Bluff Road S., Suite 14	Due Date Requested:	Analysis Requested	Preservation Codes: A - HCL N - None
City: Jacksonville	TAT Requested (days):		
State, Zip: FL, 32224	Compliance Project: Δ Yes Δ No		
Phone: 904-513-9742(Tel)	PO #: 20240380		
Email: bkelly@trihydro.com	WO #: PERMA-024-0001, 0001		
Project Name: PFSG, Valdosta GA Site	Project #: 76200666		
Site:	SSOW#:		Other:

Sample Identification	Sample Date	Sample Time	Sample Type (C=Comp, G=grab)	Matrix (W=water, S=solid, O=waste/oil, BT=Tissue, A=Air)	Field Filtered Sample (Yes or No)	Perform MS/MSD (Yes or No)	8260D - Volatile Organic Compounds	8081B - Heptachlor Only	Total Number of containers	Special Instructions/Note:
			Preservation Code:				A	N		
MW-5D	12/9/24	9:20	G	Water			X	X	4	
MW-4D		10:50		Water						
MW-7D		12:30		Water						
MW-4S		13:35		Water						
MW-8DR		15:15		Water						
MW-24S		16:20		Water						
MW-12D		9:45		Water						
MW-6D		10:50		Water						
MW-5S		12:40		Water						
MW-13D3		14:30		Water						
MW-9D		15:55		Water						

680-259739 Chain of Custody

Possible Hazard Identification
☐ Non-Hazard ☐ Flammable ☐ Skin Irritant ☐ Poison B ☒ Unknown ☐ Radiological

Sample Disposal (A fee may be assessed if samples are retained longer than 1 month)
☐ Return To Client ☒ Disposal By Lab ☐ Archive For _____ Months

Deliverable Requested: I, II, III, IV, Other (specify)

Special Instructions/QC Requirements:

Empty Kit Relinquished by:	Date:	Time:	Method of Shipment:

Relinquished by: Elizabeth Brunner	Date/Time: 12/11/24 10:00	Company: TTL	Received by:	Date/Time: 12/11/24 1300	Company: Eurofins
Relinquished by:	Date/Time:	Company:	Received by:	Date/Time:	Company:
Relinquished by:	Date/Time:	Company:	Received by:	Date/Time:	Company:

Custody Seals Intact: Δ Yes Δ No	Custody Seal No.:	Cooler Temperature(s) °C and Other Remarks: 4.3/4.2 3.6/3.6 4.3/4.3

Eurofins Savannah
5102 LaRoche Avenue
Savannah, GA 31404
Phone: 912-354-7858 Fax: 912-352-0165

Chain of Custody Record

244- ATLANTA

Eurofins | Environment Testing

Client Information	Sampler: Elizabeth Bunnag, David Jones	Lab PM: Rea, Todd	Carrier Tracking No(s):	COC No: 762-5880-1023.1
Client Contact: William Kelly	Phone: 229-244-8619	E-Mail: Todd.Rea@et.eurofinsus.com	State of Origin: GA9	Page: Page 2 of 3
Company: Trihydro Corporation	PWSID:			Job #:
Address: 3740 Saint Johns Bluff Road S., Suite 14	Due Date Requested:			
City: Jacksonville	TAT Requested (days):			
State, Zip: FL, 32224	Compliance Project: Δ Yes Δ No			
Phone: 904-513-9742(Tel)	PO #: 20240380			
Email: bkelly@trihydro.com	WO #: PERMA-024-0001, 0001			
Project Name: PFSG, Valdosta GA Site	Project #: 76200666			
Site:	SSOW#:			

Analysis Requested

Preservation Codes:
A - HCL
N - None
Other:

Sample Identification	Sample Date	Sample Time	Sample Type (C=comp, G=grab)	Matrix (W=water, S=solid, O=waste/oil, BT=Tissue, A=Air)	Field Filtered Sample (Yes or No)	8260D - Volatile Organic Compounds	8081B - Heptachlor Only	Total Number of containers	Special Instructions/Note:
			Preservation Code:			A	N		
MW-10D	12/9/24	17:05	G	Water		X	X	4	
Equipment Blank		17:30		Water		X	X	4	
Trip Blank		08:00		Water		X		2	
Dup: #1		—		Water		X		3	
MW-12S	12/10/24	09:45		Water		X	X	4	
MW-6S		11:00		Water					
MW-11S		12:40		Water					
MW-11D		14:00		Water					
MW-13D		15:30		Water					
MW-13S		16:35		Water					
MW-13DD		18:00		Water				1	

Possible Hazard Identification
☐ Non-Hazard ☐ Flammable ☐ Skin Irritant ☐ Poison B ☒ Unknown ☐ Radiological

Sample Disposal (A fee may be assessed if samples are retained longer than 1 month)
☐ Return To Client ☒ Disposal By Lab ☐ Archive For _____ Months

Deliverable Requested: I, II, III, IV, Other (specify)

Special Instructions/QC Requirements:

Empty Kit Relinquished by:	Date:	Time:	Method of Shipment:

Relinquished by:	Date/Time:	Company	Received by:	Date/Time:	Company
Elizabeth Bunnag	12/11/24 10:10	TTL		12/11/24 1300	Eurofins
Relinquished by:	Date/Time:	Company	Received by:	Date/Time:	Company
Relinquished by:	Date/Time:	Company	Received by:	Date/Time:	Company

Custody Seals Intact: Δ Yes Δ No	Custody Seal No.:	Cooler Temperature(s) °C and Other Remarks: 4.1/4.2 3.6/3.6 4.3/4.3

Eurofins Savannah
5102 LaRoche Avenue
Savannah, GA 31404
Phone: 912-354-7858 Fax: 912-352-0165

Chain of Custody Record

244- ATLANTA

eurofins Environment Testing

Client Information	Sampler: Elizabeth Brunner, David Jones	Lab PM: Rea, Todd	Carrier Tracking No(s):	COC No: 762-5880-1023.3
Client Contact: William Kelly	Phone: 229-244-9619	E-Mail: Todd.Rea@et.eurofinsus.com	State of Origin: GA	Page: Page 3 of 3
Company: Trihydro Corporation	PWSID:			Job #:
Address: 3740 Saint Johns Bluff Road S., Suite 14	Due Date Requested:			
City: Jacksonville	TAT Requested (days):			
State, Zip: FL, 32224	Compliance Project: Δ Yes Δ No			
Phone: 904-513-9742(Tel)	PO #: 20240380			
Email: bkelly@trihydro.com	WO #: PERMA-024-0001, 0001			
Project Name: PFSG, Valdosta GA Site	Project #: 76200666			
Site:	SSOW#:			

Analysis Requested

Preservation Codes:
A - HCL
N - None
Other:

Sample Identification	Sample Date	Sample Time	Sample Type (C=Comp, G=grab)	Matrix (W=water, S=solid, O=waste/oil, BT=Tissue, A=Air)	Field Filtered Sample (Yes or No)	Perform MS/MSD (Yes or No)	8260D - Volatile Organic Compounds	8081B - Heptachlor Only	Total Number of containers	Special Instructions/Note:
			Preservation Code:				A	N		
MW-2S	12/10/24	09:55	G	Water			X	X	4	
MW-1D		11:25		Water						
MW-7S		13:00		Water						
MW-9S		16:10		Water						
MW-8S		17:10		Water						
MW-10S		18:15		Water						
Dup. 2		—		Water			X		3	
Dup. 3		—		Water			X		3	
Equipment Blank		18:30		Water			X	X	4	
Equipment Blank		18:40		Water			X	X	4	
Trip. Blank		08:00		Water			X		2	

Possible Hazard Identification
☐ Non-Hazard ☐ Flammable ☐ Skin Irritant ☐ Poison B ☒ Unknown ☐ Radiological

Sample Disposal (A fee may be assessed if samples are retained longer than 1 month)
☐ Return To Client ☒ Disposal By Lab ☐ Archive For ____ Months

Deliverable Requested: I, II, III, IV, Other (specify)

Special Instructions/QC Requirements:

Empty Kit Relinquished by:	Date:	Time:	Method of Shipment:

Relinquished by:	Date/Time:	Company	Received by:	Date/Time:	Company
Elizabeth Brunner	12/11/24 10:10	TTL		12/11/24 1300	
Relinquished by:	Date/Time:	Company	Received by:	Date/Time: 12/11/24	Company
Relinquished by:	Date/Time:	Company	Received by:	Date/Time:	Company

Custody Seals Intact: Δ Yes Δ No	Custody Seal No.:	Cooler Temperature(s) °C and Other Remarks: 4.2/4.2 3-6/3.6 4.3/4.3

Login Sample Receipt Checklist

Client: Trihydro Corporation

Job Number: 680-259739-1

Login Number: 259739

List Source: Eurofins Savannah

List Number: 1

Creator: Munro, Caroline

Question	Answer	Comment
Radioactivity wasn't checked or is </= background as measured by a survey meter.	N/A	
The cooler's custody seal, if present, is intact.	True	
Sample custody seals, if present, are intact.	True	
The cooler or samples do not appear to have been compromised or tampered with.	True	
Samples were received on ice.	True	
Cooler Temperature is acceptable.	True	
Cooler Temperature is recorded.	True	
COC is present.	True	
COC is filled out in ink and legible.	True	
COC is filled out with all pertinent information.	True	
Is the Field Sampler's name present on COC?	True	
There are no discrepancies between the containers received and the COC.	True	
Samples are received within Holding Time (excluding tests with immediate HTs)	True	
Sample containers have legible labels.	True	
Containers are not broken or leaking.	True	
Sample collection date/times are provided.	True	
Appropriate sample containers are used.	True	
Sample bottles are completely filled.	True	
Sample Preservation Verified.	N/A	
There is sufficient vol. for all requested analyses, incl. any requested MS/MSDs	True	
Containers requiring zero headspace have no headspace or bubble is <6mm (1/4").	N/A	
Multiphasic samples are not present.	True	
Samples do not require splitting or compositing.	True	
Residual Chlorine Checked.	N/A	

eurofins | Environment Testing

ANALYTICAL REPORT

PREPARED FOR

Attn: William C Kelly
Trihydro Corporation
3740 Saint Johns Bluff Road S., Suite 14
Jacksonville, Florida 32224

Generated 2/6/2025 2:13:05 PM Revision 1

JOB DESCRIPTION

PFSG, Valdosta GA Site

JOB NUMBER

680-259738-1

Eurofins Savannah
5102 LaRoche Avenue
Savannah GA 31404

See page two for job notes and contact information.

myEOL

Job Notes

This report may not be reproduced except in full, and with written approval from the laboratory. The results relate only to the samples tested. For questions please contact the Project Manager at the e-mail address or telephone number listed on this page.

The test results in this report relate only to the samples as received by the laboratory and will meet all requirements of the methodology, with any exceptions noted. This report shall not be reproduced except in full, without the express written approval of the laboratory. All questions should be directed to the Eurofins Environment Testing Southeast, LLC Project Manager.

Authorization



Generated
2/6/2025 2:13:05 PM
Revision 1

Authorized for release by
Todd Rea, Project Manager
Todd.Rea@et.eurofinsus.com
(321)280-2060

Qualifiers

GC/MS VOA

Qualifier	Qualifier Description
J	Result is less than the RL but greater than or equal to the MDL and the concentration is an approximate value.
U	Indicates the analyte was analyzed for but not detected.

GC/MS Semi VOA

Qualifier	Qualifier Description
U	Indicates the analyte was analyzed for but not detected.

GC Semi VOA

Qualifier	Qualifier Description
J	Result is less than the RL but greater than or equal to the MDL and the concentration is an approximate value.
U	Indicates the analyte was analyzed for but not detected.

Dioxin

Qualifier	Qualifier Description
U	Indicates the analyte was analyzed for but not detected.

Metals

Qualifier	Qualifier Description
J	Result is less than the RL but greater than or equal to the MDL and the concentration is an approximate value.
U	Indicates the analyte was analyzed for but not detected.

General Chemistry

Qualifier	Qualifier Description
U	Indicates the analyte was analyzed for but not detected.

Glossary

Abbreviation	These commonly used abbreviations may or may not be present in this report.
☼	Listed under the "D" column to designate that the result is reported on a dry weight basis
%R	Percent Recovery
CFL	Contains Free Liquid
CFU	Colony Forming Unit
CNF	Contains No Free Liquid
DER	Duplicate Error Ratio (normalized absolute difference)
Dil Fac	Dilution Factor
DL	Detection Limit (DoD/DOE)
DL, RA, RE, IN	Indicates a Dilution, Re-analysis, Re-extraction, or additional Initial metals/anion analysis of the sample
DLC	Decision Level Concentration (Radiochemistry)
EDL	Estimated Detection Limit (Dioxin)
LOD	Limit of Detection (DoD/DOE)
LOQ	Limit of Quantitation (DoD/DOE)
MCL	EPA recommended "Maximum Contaminant Level"
MDA	Minimum Detectable Activity (Radiochemistry)
MDC	Minimum Detectable Concentration (Radiochemistry)
MDL	Method Detection Limit
ML	Minimum Level (Dioxin)
MPN	Most Probable Number
MQL	Method Quantitation Limit
NC	Not Calculated
ND	Not Detected at the reporting limit (or MDL or EDL if shown)
NEG	Negative / Absent
POS	Positive / Present
PQL	Practical Quantitation Limit
PRES	Presumptive
QC	Quality Control
RER	Relative Error Ratio (Radiochemistry)
RL	Reporting Limit or Requested Limit (Radiochemistry)

Glossary (Continued)

Abbreviation	These commonly used abbreviations may or may not be present in this report.
RPD	Relative Percent Difference, a measure of the relative difference between two points
TEF	Toxicity Equivalent Factor (Dioxin)
TEQ	Toxicity Equivalent Quotient (Dioxin)
TNTC	Too Numerous To Count

Sample Summary

Client: Trihydro Corporation
Project/Site: PFSG, Valdosta GA Site

Job ID: 680-259738-1

Lab Sample ID	Client Sample ID	Matrix	Collected	Received
680-259738-1	MW-1S	Water	12/10/24 14:45	12/11/24 13:00
680-259738-2	Trip Blank	Water	12/10/24 08:00	12/11/24 13:00

Job Narrative
680-259738-1

REVISION

The report being provided is a revision of the original report sent on 2/3/2025. The report (revision 1) is being revised due to additional volatile organic compounds were reported for MW-1S.

Analytical test results meet all requirements of the associated regulatory program listed on the Accreditation/Certification Summary Page unless otherwise noted under the individual analysis. Data qualifiers and/or narrative comments are included to explain any exceptions, if applicable.

- Matrix QC may not be reported if insufficient sample is provided or site-specific QC samples were not submitted. In these situations, to demonstrate precision and accuracy at a batch level, a LCS/LCSD may be performed, unless otherwise specified in the method.
- Surrogate and/or isotope dilution analyte recoveries (if applicable) which are outside of the QC window are confirmed unless attributed to a dilution or otherwise noted in the narrative.

Regulated compliance samples (e.g. SDWA, NPDES) must comply with the associated agency requirements/permits.

Receipt
The samples were received on 12/11/2024 1:00 PM. Unless otherwise noted below, the samples arrived in good condition, and, where required, properly preserved and on ice. The temperature of the cooler at receipt time was 4.2°C.

GC/MS VOA
Method 8260D: The method blank for analytical batch 680-869301 contained 1,2,4-Trichlorobenzene, 1,3,5-Trimethylbenzene, 1,4-Dichlorobenzene, 4-Chlorotoluene, Ethylbenzene, n-Butylbenzene, 4-Isopropyltoluene and tert-Butylbenzene above the method detection limit (MDL). Associated samples were not re-analyzed because the method blank results were less than the reporting limit (RL) OR practical quantitation limit (PQL).

Method 8260D: The continuing calibration verification (CCV) analyzed in batch 680-869499 was outside the method criteria for the following analyte(s): 2,2-Dichloropropane. A CCV standard at or below the reporting limit (RL) was analyzed with the affected samples and found to be acceptable. As indicated in the reference method, sample analysis may proceed; however, any detection for the affected analyte(s) is considered estimated.

Method 8260D: The continuing calibration verification (CCV) associated with batch 680-869674 recovered above the upper control limit for Pentachloroethane. The samples associated with this CCV were non-detects for the affected analytes; therefore, the data have been reported. The associated sample is impacted: (CCV 680-869674/2).

No additional analytical or quality issues were noted, other than those described above or in the Definitions/ Glossary page.

GC/MS Semi VOA
Method 8270E_AgChem: The continuing calibration verification (CCV) associated with batch 400-694433 recovered above the upper control limit for Ethyl Parathion and Ronnel. The samples associated with this CCV were non-detects for the affected analytes; therefore, the data have been reported.

Method 8270E_AgChem: The continuing calibration verification (CCV) associated with batch 400-694433 recovered outside acceptance criteria, low biased, for Tokuthion. A reporting limit (RL) standard was analyzed, and the target analytes are detected. Since the associated samples were non-detect for the analyte(s), the data are reported.

No additional analytical or quality issues were noted, other than those described above or in the Definitions/ Glossary page.

Herbicides
No additional analytical or quality issues were noted, other than those described above or in the Definitions/ Glossary page.

PCBs
No additional analytical or quality issues were noted, other than those described above or in the Definitions/ Glossary page.

Pesticides

No additional analytical or quality issues were noted, other than those described above or in the Definitions/ Glossary page.

Dioxin
No additional analytical or quality issues were noted, other than those described above or in the Definitions/ Glossary page.

Metals
No additional analytical or quality issues were noted, other than those described above or in the Definitions/ Glossary page.

General Chemistry
Method SM4500_S2_F: Certified Reference Materials (CRM) and Standard Reference Materials (SRM) are not available for potassium iodate. Standards from an authoritative source have been used for calibration. The initial calibrations have been verified with a standard from an authoritative, independent, second source.

No additional analytical or quality issues were noted, other than those described above or in the Definitions/ Glossary page.

Client: Trihydro Corporation
Project/Site: PFSG, Valdosta GA Site

Job ID: 680-259738-1

Client Sample ID: MW-1S

Date Collected: 12/10/24 14:45
Date Received: 12/11/24 13:00

Lab Sample ID: 680-259738-1
Matrix: Water

Method: SW846 8260D - Volatile Organic Compounds by GC/MS

Analyte	Result	Qualifier	RL	MDL	Unit	D	Prepared	Analyzed	Dil Fac
1,1,1,2-Tetrachloroethane	0.00036	U	0.0010	0.00036	mg/L			12/18/24 16:59	1
1,1,2,2-Tetrachloroethane	0.00040	U	0.0010	0.00040	mg/L			12/18/24 16:59	1
1,1,2-Trichloroethane	0.00032	U	0.0010	0.00032	mg/L			12/18/24 16:59	1
1,1-Dichloroethane	**0.044**		0.0010	0.00033	mg/L			12/18/24 16:59	1
1,1-Dichloroethene	**0.092**		0.0010	0.00033	mg/L			12/18/24 16:59	1
1,2,3-Trichloropropane	0.00048	U	0.0010	0.00048	mg/L			12/18/24 16:59	1
1,2,4-Trichlorobenzene	0.00053	U	0.0050	0.00053	mg/L			12/18/24 16:59	1
1,2-Dibromo-3-Chloropropane	0.0018	U	0.0050	0.0018	mg/L			12/18/24 16:59	1
1,2-Dichlorobenzene	0.00031	U	0.0010	0.00031	mg/L			12/18/24 16:59	1
1,2-Dichloroethane	**0.0015**		0.0010	0.00025	mg/L			12/18/24 16:59	1
1,2-Dichloropropane	0.00022	U	0.0010	0.00022	mg/L			12/18/24 16:59	1
1,3-Dichlorobenzene	0.00031	U	0.0010	0.00031	mg/L			12/18/24 16:59	1
1,4-Dichlorobenzene	0.00031	U	0.0010	0.00031	mg/L			12/18/24 16:59	1
1,4-Dioxane	0.092	U	0.10	0.092	mg/L			12/18/24 16:59	1
2-Butanone (MEK)	0.0064	U	0.010	0.0064	mg/L			12/18/24 16:59	1
2-Chloro-1,3-butadiene	0.00071	U	0.0010	0.00071	mg/L			12/18/24 16:59	1
2-Hexanone	0.0032	U	0.010	0.0032	mg/L			12/18/24 16:59	1
3-Chloro-1-propene	0.0011	U	0.0020	0.0011	mg/L			12/18/24 16:59	1
4-Methyl-2-pentanone (MIBK)	0.0027	U	0.010	0.0027	mg/L			12/18/24 16:59	1
Acetone	0.0037	U	0.010	0.0037	mg/L			12/18/24 16:59	1
Acetonitrile	0.020	U	0.040	0.020	mg/L			12/18/24 16:59	1
Benzene	**0.00051**	**J**	0.0010	0.00027	mg/L			12/18/24 16:59	1
Bromoform	0.00059	U	0.0010	0.00059	mg/L			12/18/24 16:59	1
Bromomethane	0.0037	U	0.0050	0.0037	mg/L			12/18/24 16:59	1
Carbon disulfide	0.00043	U	0.0020	0.00043	mg/L			12/18/24 16:59	1
Carbon tetrachloride	0.00030	U	0.0010	0.00030	mg/L			12/18/24 16:59	1
Chlorobenzene	0.00015	U	0.0010	0.00015	mg/L			12/18/24 16:59	1
Chlorodibromomethane	0.00039	U	0.0010	0.00039	mg/L			12/18/24 16:59	1
Chloroethane	0.0046	U	0.0050	0.0046	mg/L			12/18/24 16:59	1
Chloroform	**0.0024**		0.0010	0.00027	mg/L			12/18/24 16:59	1
Chloromethane	0.00054	U	0.0010	0.00054	mg/L			12/18/24 16:59	1
cis-1,3-Dichloropropene	0.00026	U	0.0010	0.00026	mg/L			12/18/24 16:59	1
Dibromomethane	0.00034	U	0.0010	0.00034	mg/L			12/18/24 16:59	1
Dichlorobromomethane	0.00025	U	0.0010	0.00025	mg/L			12/18/24 16:59	1
Ethyl methacrylate	0.00033	U	0.0010	0.00033	mg/L			12/18/24 16:59	1
Ethylbenzene	**0.0068**		0.0010	0.00020	mg/L			12/18/24 16:59	1
Ethylene Dibromide	0.00033	U	0.0010	0.00033	mg/L			12/18/24 16:59	1
Hexachlorobutadiene	0.00022	U	0.0050	0.00022	mg/L			12/18/24 16:59	1
Iodomethane	0.0039	U	0.010	0.0039	mg/L			12/18/24 16:59	1
Isobutyl alcohol	0.068	U	0.10	0.068	mg/L			12/18/24 16:59	1
Methacrylonitrile	0.0050	U	0.020	0.0050	mg/L			12/18/24 16:59	1
Methyl methacrylate	0.00078	U	0.0020	0.00078	mg/L			12/18/24 16:59	1
Methylene Chloride	0.0032	U	0.0050	0.0032	mg/L			12/18/24 16:59	1
Naphthalene	0.0024	U	0.0050	0.0024	mg/L			12/18/24 16:59	1
Pentachloroethane	0.00050	U	0.0050	0.00050	mg/L			12/19/24 14:11	1
Propionitrile	0.0050	U	0.020	0.0050	mg/L			12/18/24 16:59	1
Styrene	0.00027	U	0.0010	0.00027	mg/L			12/18/24 16:59	1
Tetrachloroethene	**0.12**		0.0010	0.00035	mg/L			12/18/24 16:59	1
Toluene	**0.0021**		0.0010	0.00025	mg/L			12/18/24 16:59	1

Client: Trihydro Corporation
Project/Site: PFSG, Valdosta GA Site

Job ID: 680-259738-1

Client Sample ID: MW-1S
Date Collected: 12/10/24 14:45
Date Received: 12/11/24 13:00

Lab Sample ID: 680-259738-1
Matrix: Water

Method: SW846 8260D - Volatile Organic Compounds by GC/MS (Continued)

Analyte	Result	Qualifier	RL	MDL	Unit	D	Prepared	Analyzed	Dil Fac
trans-1,2-Dichloroethene	0.00034	U	0.0010	0.00034	mg/L			12/18/24 16:59	1
trans-1,3-Dichloropropene	0.00023	U	0.0010	0.00023	mg/L			12/18/24 16:59	1
trans-1,4-Dichloro-2-butene	0.0013	U	0.0020	0.0013	mg/L			12/18/24 16:59	1
Trichloroethene	**0.12**		0.0010	0.00020	mg/L			12/18/24 16:59	1
Trichlorofluoromethane	0.00033	U	0.0010	0.00033	mg/L			12/18/24 16:59	1
Vinyl acetate	0.00069	U	0.0020	0.00069	mg/L			12/18/24 16:59	1
Vinyl chloride	**0.080**		0.0010	0.00040	mg/L			12/18/24 16:59	1
Xylenes, Total	**0.012**		0.0010	0.00023	mg/L			12/18/24 16:59	1
Chlorobromomethane	0.00034	U	0.0010	0.00034	mg/L			12/18/24 16:59	1
1,2,4-Trimethylbenzene	**0.00063**	**J**	0.0010	0.00043	mg/L			12/18/24 16:59	1
2-Chlorotoluene	0.00025	U	0.0010	0.00025	mg/L			12/18/24 16:59	1
1,1-Dichloropropene	0.00028	U	0.0010	0.00028	mg/L			12/18/24 16:59	1
o-Xylene	**0.0046**		0.0010	0.00026	mg/L			12/18/24 16:59	1
Methyl tert-butyl ether	0.00081	U	0.0050	0.00081	mg/L			12/18/24 16:59	1
4-Chlorotoluene	0.00041	U	0.0010	0.00041	mg/L			12/18/24 16:59	1
Bromobenzene	0.00024	U	0.0010	0.00024	mg/L			12/18/24 16:59	1
1,2,3-Trichlorobenzene	0.00081	U	0.0050	0.00081	mg/L			12/18/24 16:59	1
Isopropylbenzene	0.00026	U	0.0010	0.00026	mg/L			12/18/24 16:59	1
2,2-Dichloropropane	0.00035	U	0.0010	0.00035	mg/L			12/18/24 16:59	1
N-Propylbenzene	0.00041	U	0.0010	0.00041	mg/L			12/18/24 16:59	1
4-Isopropyltoluene	0.00044	U	0.0010	0.00044	mg/L			12/18/24 16:59	1
1,3,5-Trimethylbenzene	0.00028	U	0.0010	0.00028	mg/L			12/18/24 16:59	1
cis-1,2-Dichloroethene	**0.18**		0.0010	0.00025	mg/L			12/18/24 16:59	1
m-Xylene & p-Xylene	**0.0077**		0.0010	0.00049	mg/L			12/18/24 16:59	1
1,3-Dichloropropane	0.00036	U	0.0010	0.00036	mg/L			12/18/24 16:59	1
Dichlorodifluoromethane	0.00036	U	0.0010	0.00036	mg/L			12/18/24 16:59	1
n-Butylbenzene	0.00052	U	0.0010	0.00052	mg/L			12/18/24 16:59	1
sec-Butylbenzene	0.00053	U	0.0010	0.00053	mg/L			12/18/24 16:59	1
tert-Butylbenzene	0.00043	U	0.0010	0.00043	mg/L			12/18/24 16:59	1
1,2-Dichloroethene, Total	**0.18**		0.0020	0.00037	mg/L			12/18/24 16:59	1

Surrogate	*%Recovery*	*Qualifier*	*Limits*	*Prepared*	*Analyzed*	*Dil Fac*
Toluene-d8 (Surr)	*103*		*70 - 130*		*12/18/24 16:59*	*1*
Toluene-d8 (Surr)	*91*		*70 - 130*		*12/19/24 14:11*	*1*
1,2-Dichloroethane-d4 (Surr)	*94*		*60 - 124*		*12/18/24 16:59*	*1*
1,2-Dichloroethane-d4 (Surr)	*94*		*60 - 124*		*12/19/24 14:11*	*1*
Dibromofluoromethane (Surr)	*100*		*70 - 130*		*12/18/24 16:59*	*1*
Dibromofluoromethane (Surr)	*102*		*70 - 130*		*12/19/24 14:11*	*1*
4-Bromofluorobenzene (Surr)	*95*		*70 - 130*		*12/18/24 16:59*	*1*
4-Bromofluorobenzene (Surr)	*96*		*70 - 130*		*12/19/24 14:11*	*1*

Method: SW846 8260D - Volatile Organic Compounds by GC/MS - DL

Analyte	Result	Qualifier	RL	MDL	Unit	D	Prepared	Analyzed	Dil Fac
1,1,1-Trichloroethane	**0.33**		0.0020	0.00042	mg/L			12/18/24 18:39	2

Surrogate	*%Recovery*	*Qualifier*	*Limits*	*Prepared*	*Analyzed*	*Dil Fac*
Toluene-d8 (Surr)	*93*		*70 - 130*		*12/18/24 18:39*	*2*
1,2-Dichloroethane-d4 (Surr)	*101*		*60 - 124*		*12/18/24 18:39*	*2*
Dibromofluoromethane (Surr)	*99*		*70 - 130*		*12/18/24 18:39*	*2*
4-Bromofluorobenzene (Surr)	*102*		*70 - 130*		*12/18/24 18:39*	*2*

Client: Trihydro Corporation
Project/Site: PFSG, Valdosta GA Site

Job ID: 680-259738-1

Client Sample ID: MW-1S
Date Collected: 12/10/24 14:45
Date Received: 12/11/24 13:00

Lab Sample ID: 680-259738-1
Matrix: Water

Method: SW846 8270D - Semivolatile Organic Compounds (GC/MS)

Analyte	Result	Qualifier	RL	MDL	Unit	D	Prepared	Analyzed	Dil Fac
4-Nitroaniline	0.0029	U	0.048	0.0029	mg/L		12/16/24 12:00	12/17/24 22:26	1
4-Nitrophenol	0.0078	U	0.048	0.0078	mg/L		12/16/24 12:00	12/17/24 22:26	1
Benzyl alcohol	0.0025	U	0.0097	0.0025	mg/L		12/16/24 12:00	12/17/24 22:26	1
4-Bromophenyl phenyl ether	0.0045	U	0.0097	0.0045	mg/L		12/16/24 12:00	12/17/24 22:26	1
2,4-Dimethylphenol	0.0029	U	0.0097	0.0029	mg/L		12/16/24 12:00	12/17/24 22:26	1
4-Chloroaniline	0.00097	U	0.019	0.00097	mg/L		12/16/24 12:00	12/17/24 22:26	1
bis (2-chloroisopropyl) ether	0.0030	U	0.0097	0.0030	mg/L		12/16/24 12:00	12/17/24 22:26	1
Phenol	0.0015	U	0.0097	0.0015	mg/L		12/16/24 12:00	12/17/24 22:26	1
Bis(2-chloroethyl)ether	0.0035	U	0.0097	0.0035	mg/L		12/16/24 12:00	12/17/24 22:26	1
Bis(2-chloroethoxy)methane	0.0017	U	0.0097	0.0017	mg/L		12/16/24 12:00	12/17/24 22:26	1
Bis(2-ethylhexyl) phthalate	0.0029	U	0.0097	0.0029	mg/L		12/16/24 12:00	12/17/24 22:26	1
Di-n-octyl phthalate	0.0027	U	0.0097	0.0027	mg/L		12/16/24 12:00	12/17/24 22:26	1
Hexachlorobenzene	0.0015	U	0.0097	0.0015	mg/L		12/16/24 12:00	12/17/24 22:26	1
Anthracene	0.0035	U	0.0097	0.0035	mg/L		12/16/24 12:00	12/17/24 22:26	1
2,4-Dichlorophenol	0.0036	U	0.0097	0.0036	mg/L		12/16/24 12:00	12/17/24 22:26	1
2,4-Dinitrotoluene	0.0022	U	0.0097	0.0022	mg/L		12/16/24 12:00	12/17/24 22:26	1
Pyrene	0.0036	U	0.0097	0.0036	mg/L		12/16/24 12:00	12/17/24 22:26	1
Dibenzofuran	0.0018	U	0.0097	0.0018	mg/L		12/16/24 12:00	12/17/24 22:26	1
Benzo[g,h,i]perylene	0.0029	U	0.0097	0.0029	mg/L		12/16/24 12:00	12/17/24 22:26	1
Indeno[1,2,3-cd]pyrene	0.0042	U	0.0097	0.0042	mg/L		12/16/24 12:00	12/17/24 22:26	1
Benzo[b]fluoranthene	0.0030	U	0.0097	0.0030	mg/L		12/16/24 12:00	12/17/24 22:26	1
Fluoranthene	0.0015	U	0.0097	0.0015	mg/L		12/16/24 12:00	12/17/24 22:26	1
Benzo[k]fluoranthene	0.0028	U	0.0097	0.0028	mg/L		12/16/24 12:00	12/17/24 22:26	1
Acenaphthylene	0.0035	U	0.0097	0.0035	mg/L		12/16/24 12:00	12/17/24 22:26	1
Chrysene	0.0037	U	0.0097	0.0037	mg/L		12/16/24 12:00	12/17/24 22:26	1
Benzo[a]pyrene	0.0027	U	0.0097	0.0027	mg/L		12/16/24 12:00	12/17/24 22:26	1
2,4-Dinitrophenol	0.015	U	0.048	0.015	mg/L		12/16/24 12:00	12/17/24 22:26	1
4,6-Dinitro-2-methylphenol	0.0051	U	0.048	0.0051	mg/L		12/16/24 12:00	12/17/24 22:26	1
Dibenz(a,h)anthracene	0.0029	U	0.0097	0.0029	mg/L		12/16/24 12:00	12/17/24 22:26	1
Benzo[a]anthracene	0.0041	U	0.0097	0.0041	mg/L		12/16/24 12:00	12/17/24 22:26	1
2,3,4,6-Tetrachlorophenol	0.0042	U	0.0097	0.0042	mg/L		12/16/24 12:00	12/17/24 22:26	1
4-Chloro-3-methylphenol	0.0024	U	0.0097	0.0024	mg/L		12/16/24 12:00	12/17/24 22:26	1
2,6-Dinitrotoluene	0.0027	U	0.0097	0.0027	mg/L		12/16/24 12:00	12/17/24 22:26	1
N-Nitrosodi-n-propylamine	0.0023	U	0.0097	0.0023	mg/L		12/16/24 12:00	12/17/24 22:26	1
N-Nitrosodimethylamine	0.0020	U	0.0097	0.0020	mg/L		12/16/24 12:00	12/17/24 22:26	1
Hexachloroethane	0.0035	U	0.0097	0.0035	mg/L		12/16/24 12:00	12/17/24 22:26	1
4-Chlorophenyl phenyl ether	0.0051	U	0.0097	0.0051	mg/L		12/16/24 12:00	12/17/24 22:26	1
Hexachlorocyclopentadiene	0.0034	U	0.0097	0.0034	mg/L		12/16/24 12:00	12/17/24 22:26	1
Isophorone	0.0019	U	0.0097	0.0019	mg/L		12/16/24 12:00	12/17/24 22:26	1
Acenaphthene	0.0043	U	0.0097	0.0043	mg/L		12/16/24 12:00	12/17/24 22:26	1
Diethyl phthalate	0.0021	U	0.0097	0.0021	mg/L		12/16/24 12:00	12/17/24 22:26	1
Di-n-butyl phthalate	0.0022	U	0.0097	0.0022	mg/L		12/16/24 12:00	12/17/24 22:26	1
Phenanthrene	0.0042	U	0.0097	0.0042	mg/L		12/16/24 12:00	12/17/24 22:26	1
Butyl benzyl phthalate	0.0027	U	0.0097	0.0027	mg/L		12/16/24 12:00	12/17/24 22:26	1
N-Nitrosodiphenylamine	0.0028	U	0.0097	0.0028	mg/L		12/16/24 12:00	12/17/24 22:26	1
Fluorene	0.0033	U	0.0097	0.0033	mg/L		12/16/24 12:00	12/17/24 22:26	1
2,4,6-Trichlorophenol	0.0021	U	0.0097	0.0021	mg/L		12/16/24 12:00	12/17/24 22:26	1
2-Nitroaniline	0.0028	U	0.048	0.0028	mg/L		12/16/24 12:00	12/17/24 22:26	1
2-Nitrophenol	0.0038	U	0.0097	0.0038	mg/L		12/16/24 12:00	12/17/24 22:26	1

Client Sample ID: MW-1S

Date Collected: 12/10/24 14:45
Date Received: 12/11/24 13:00

Lab Sample ID: 680-259738-1

Matrix: Water

Method: SW846 8270D - Semivolatile Organic Compounds (GC/MS) (Continued)

Analyte	Result	Qualifier	RL	MDL	Unit	D	Prepared	Analyzed	Dil Fac
2-Chloronaphthalene	0.0046	U	0.0097	0.0046	mg/L		12/16/24 12:00	12/17/24 22:26	1
3,3'-Dichlorobenzidine	0.0097	U	0.058	0.0097	mg/L		12/16/24 12:00	12/17/24 22:26	1
2-Methylphenol	0.0017	U	0.0097	0.0017	mg/L		12/16/24 12:00	12/17/24 22:26	1
2-Chlorophenol	0.0031	U	0.0097	0.0031	mg/L		12/16/24 12:00	12/17/24 22:26	1
1,2,4,5-Tetrachlorobenzene	0.0044	U	0.0097	0.0044	mg/L		12/16/24 12:00	12/17/24 22:26	1
2,4,5-Trichlorophenol	0.0032	U	0.0097	0.0032	mg/L		12/16/24 12:00	12/17/24 22:26	1
Acetophenone	0.0021	U	0.0097	0.0021	mg/L		12/16/24 12:00	12/17/24 22:26	1
Nitrobenzene	0.0034	U	0.0097	0.0034	mg/L		12/16/24 12:00	12/17/24 22:26	1
3-Nitroaniline	0.0029	U	0.048	0.0029	mg/L		12/16/24 12:00	12/17/24 22:26	1
3 & 4 Methylphenol	0.0014	U	0.0097	0.0014	mg/L		12/16/24 12:00	12/17/24 22:26	1

Surrogate	*%Recovery*	*Qualifier*	*Limits*	*Prepared*	*Analyzed*	*Dil Fac*
2,4,6-Tribromophenol (Surr)	*68*		*30 - 130*	*12/16/24 12:00*	*12/17/24 22:26*	*1*
2-Fluorobiphenyl (Surr)	*62*		*25 - 130*	*12/16/24 12:00*	*12/17/24 22:26*	*1*
2-Fluorophenol (Surr)	*36*		*10 - 130*	*12/16/24 12:00*	*12/17/24 22:26*	*1*
Terphenyl-d14 (Surr)	*70*		*35 - 131*	*12/16/24 12:00*	*12/17/24 22:26*	*1*
Phenol-d5 (Surr)	*23*		*10 - 130*	*12/16/24 12:00*	*12/17/24 22:26*	*1*
Nitrobenzene-d5 (Surr)	*57*		*30 - 130*	*12/16/24 12:00*	*12/17/24 22:26*	*1*

Method: SW846 8270E - Semivolatile Organic Compounds (GC/MS)

Analyte	Result	Qualifier	RL	MDL	Unit	D	Prepared	Analyzed	Dil Fac
Bolstar	0.0017	U	0.0038	0.0017	mg/L		12/16/24 13:58	12/17/24 20:02	1
Chlorpyrifos	0.0018	U	0.0038	0.0018	mg/L		12/16/24 13:58	12/17/24 20:02	1
Coumaphos	0.0032	U	0.0038	0.0032	mg/L		12/16/24 13:58	12/17/24 20:02	1
Diazinon	0.0021	U	0.0038	0.0021	mg/L		12/16/24 13:58	12/17/24 20:02	1
Dichlorvos	0.0036	U	0.0076	0.0036	mg/L		12/16/24 13:58	12/17/24 20:02	1
Disulfoton	0.0022	U	0.0076	0.0022	mg/L		12/16/24 13:58	12/17/24 20:02	1
Ethoprop	0.0032	U	0.0038	0.0032	mg/L		12/16/24 13:58	12/17/24 20:02	1
Fensulfothion	0.0011	U	0.019	0.0011	mg/L		12/16/24 13:58	12/17/24 20:02	1
Fenthion	0.0031	U	0.0038	0.0031	mg/L		12/16/24 13:58	12/17/24 20:02	1
Methyl parathion	0.0040	U	0.0057	0.0040	mg/L		12/16/24 13:58	12/17/24 20:02	1
Mevinphos	0.0035	U	0.0038	0.0035	mg/L		12/16/24 13:58	12/17/24 20:02	1
Phorate	0.0026	U	0.0038	0.0026	mg/L		12/16/24 13:58	12/17/24 20:02	1
Ronnel	0.0025	U	0.0038	0.0025	mg/L		12/16/24 13:58	12/17/24 20:02	1
Stirophos	0.0022	U	0.0038	0.0022	mg/L		12/16/24 13:58	12/17/24 20:02	1
Tokuthion	0.0029	U	0.0038	0.0029	mg/L		12/16/24 13:58	12/17/24 20:02	1
Trichloronate	0.0014	U	0.0038	0.0014	mg/L		12/16/24 13:58	12/17/24 20:02	1
Dimethoate	0.0026	U	0.0076	0.0026	mg/L		12/16/24 13:58	12/17/24 20:02	1
EPN	0.0041	U	0.0057	0.0041	mg/L		12/16/24 13:58	12/17/24 20:02	1
Ethyl Parathion	0.0045	U	0.0057	0.0045	mg/L		12/16/24 13:58	12/17/24 20:02	1
Malathion	0.0011	U	0.0038	0.0011	mg/L		12/16/24 13:58	12/17/24 20:02	1
Sulfotepp	0.0032	U	0.0038	0.0032	mg/L		12/16/24 13:58	12/17/24 20:02	1
Famphur	0.0022	U	0.0076	0.0022	mg/L		12/16/24 13:58	12/17/24 20:02	1
Thionazin	0.0025	U	0.0038	0.0025	mg/L		12/16/24 13:58	12/17/24 20:02	1

Surrogate	*%Recovery*	*Qualifier*	*Limits*	*Prepared*	*Analyzed*	*Dil Fac*
Triphenylphosphate	*85*		*16 - 164*	*12/16/24 13:58*	*12/17/24 20:02*	*1*

Client Sample ID: MW-1S

Date Collected: 12/10/24 14:45
Date Received: 12/11/24 13:00

Lab Sample ID: 680-259738-1

Matrix: Water

Method: SW846 8081B - Organochlorine Pesticides (GC)

Analyte	Result	Qualifier	RL	MDL	Unit	D	Prepared	Analyzed	Dil Fac
4,4'-DDD	0.0000019	U	0.000048	0.0000019	mg/L		12/17/24 11:48	12/19/24 01:09	1
4,4'-DDE	0.00000095	U	0.000048	0.00000095	mg/L		12/17/24 11:48	12/19/24 01:09	1
4,4'-DDT	0.00000095	U	0.000048	0.00000095	mg/L		12/17/24 11:48	12/19/24 01:09	1
Aldrin	0.0000019	U	0.000048	0.0000019	mg/L		12/17/24 11:48	12/19/24 01:09	1
alpha-BHC	0.00000095	U	0.000048	0.00000095	mg/L		12/17/24 11:48	12/19/24 01:09	1
beta-BHC	0.0000019	U	0.000048	0.0000019	mg/L		12/17/24 11:48	12/19/24 01:09	1
Chlordane (technical)	0.00015	U	0.00048	0.00015	mg/L		12/17/24 11:48	12/19/24 01:09	1
delta-BHC	0.0000019	U	0.000048	0.0000019	mg/L		12/17/24 11:48	12/19/24 01:09	1
Dieldrin	0.0000019	U	0.000048	0.0000019	mg/L		12/17/24 11:48	12/19/24 01:09	1
Endosulfan I	0.0000019	U	0.000048	0.0000019	mg/L		12/17/24 11:48	12/19/24 01:09	1
Endosulfan II	0.0000019	U	0.000048	0.0000019	mg/L		12/17/24 11:48	12/19/24 01:09	1
Endosulfan sulfate	0.0000019	U	0.000048	0.0000019	mg/L		12/17/24 11:48	12/19/24 01:09	1
Endrin aldehyde	0.0000038	U	0.000048	0.0000038	mg/L		12/17/24 11:48	12/19/24 01:09	1
gamma-BHC (Lindane)	0.00000095	U	0.000048	0.00000095	mg/L		12/17/24 11:48	12/19/24 01:09	1
Heptachlor	0.00000095	U	0.000048	0.00000095	mg/L		12/17/24 11:48	12/19/24 01:09	1
Chlorobenzilate	0.00061	U	0.0029	0.00061	mg/L		12/17/24 11:48	12/19/24 01:09	1
Isodrin	0.000011	U	0.000048	0.000011	mg/L		12/17/24 11:48	12/19/24 01:09	1
Kepone	0.0025	U	0.0048	0.0025	mg/L		12/17/24 11:48	12/19/24 01:09	1
Methoxychlor	0.0000019	U	0.000048	0.0000019	mg/L		12/17/24 11:48	12/19/24 01:09	1
Toxaphene	0.00030	U	0.0048	0.00030	mg/L		12/17/24 11:48	12/19/24 01:09	1

Surrogate	*%Recovery*	*Qualifier*	*Limits*	*Prepared*	*Analyzed*	*Dil Fac*
DCB Decachlorobiphenyl	*83*		*30 - 130*	*12/17/24 11:48*	*12/19/24 01:09*	*1*
Tetrachloro-m-xylene	*60*		*30 - 130*	*12/17/24 11:48*	*12/19/24 01:09*	*1*

Method: SW846 8082A - Polychlorinated Biphenyls (PCBs) by Gas Chromatography

Analyte	Result	Qualifier	RL	MDL	Unit	D	Prepared	Analyzed	Dil Fac
PCB-1016	0.000096	U	0.00048	0.000096	mg/L		12/16/24 10:26	12/17/24 19:58	1
PCB-1221	0.000096	U	0.00048	0.000096	mg/L		12/16/24 10:26	12/17/24 19:58	1
PCB-1232	0.000096	U	0.00048	0.000096	mg/L		12/16/24 10:26	12/17/24 19:58	1
PCB-1242	0.000096	U	0.00048	0.000096	mg/L		12/16/24 10:26	12/17/24 19:58	1
PCB-1248	0.000096	U	0.00048	0.000096	mg/L		12/16/24 10:26	12/17/24 19:58	1
PCB-1254	0.000096	U	0.00048	0.000096	mg/L		12/16/24 10:26	12/17/24 19:58	1
PCB-1260	0.000096	U	0.00048	0.000096	mg/L		12/16/24 10:26	12/17/24 19:58	1

Surrogate	*%Recovery*	*Qualifier*	*Limits*	*Prepared*	*Analyzed*	*Dil Fac*
Tetrachloro-m-xylene	*69*		*30 - 130*	*12/16/24 10:26*	*12/17/24 19:58*	*1*
DCB Decachlorobiphenyl	*86*		*30 - 130*	*12/16/24 10:26*	*12/17/24 19:58*	*1*

Method: SW846 8151A - Herbicides (GC)

Analyte	Result	Qualifier	RL	MDL	Unit	D	Prepared	Analyzed	Dil Fac
Silvex (2,4,5-TP)	0.000092	U	0.00082	0.000092	mg/L		12/17/24 13:35	12/20/24 08:01	1
2,4,5-T	0.00013	U	0.00082	0.00013	mg/L		12/17/24 13:35	12/20/24 08:01	1
2,4-D	0.00017	U	0.0011	0.00017	mg/L		12/17/24 13:35	12/20/24 08:01	1

Surrogate	*%Recovery*	*Qualifier*	*Limits*	*Prepared*	*Analyzed*	*Dil Fac*
DCAA	*86*		*26 - 137*	*12/17/24 13:35*	*12/20/24 08:01*	*1*

Client Sample ID: MW-1S

Date Collected: 12/10/24 14:45
Date Received: 12/11/24 13:00

Lab Sample ID: 680-259738-1
Matrix: Water

Method: EPA 1613B - Dioxins and Furans (HRGC/HRMS)

Analyte	Result	Qualifier	RL	MDL	Unit	D	Prepared	Analyzed	Dil Fac
2,3,7,8-TCDD	0.000000000 85	U	0.0000000 039	0.0000000 0085	mg/L		01/29/25 05:14	02/02/25 08:53	1

Isotope Dilution	*%Recovery*	*Qualifier*	*Limits*	*Prepared*	*Analyzed*	*Dil Fac*
13C-2,3,7,8-TCDD	*77*		*25 - 164*	*01/29/25 05:14*	*02/02/25 08:53*	*1*

Method: SW846 6020B - Metals (ICP/MS) - Total Recoverable

Analyte	Result	Qualifier	RL	MDL	Unit	D	Prepared	Analyzed	Dil Fac
Arsenic	0.00086	U	0.0030	0.00086	mg/L		12/13/24 05:14	12/13/24 17:51	1
Barium	**0.015**		0.0050	0.00089	mg/L		12/13/24 05:14	12/13/24 17:51	1
Antimony	0.00034	U	0.0050	0.00034	mg/L		12/13/24 05:14	12/13/24 17:51	1
Beryllium	0.00020	U	0.00050	0.00020	mg/L		12/13/24 05:14	12/13/24 17:51	1
Cadmium	0.000078	U	0.00050	0.000078	mg/L		12/13/24 05:14	12/13/24 17:51	1
Chromium	0.0012	U	0.0050	0.0012	mg/L		12/13/24 05:14	12/13/24 17:51	1
Cobalt	0.00022	U	0.00050	0.00022	mg/L		12/13/24 05:14	12/13/24 17:51	1
Copper	0.0011	U	0.0050	0.0011	mg/L		12/13/24 05:14	12/13/24 17:51	1
Silver	0.00039	U	0.0010	0.00039	mg/L		12/13/24 05:14	12/13/24 17:51	1
Lead	0.00021	U	0.0025	0.00021	mg/L		12/13/24 05:14	12/15/24 17:32	1
Nickel	0.00042	U	0.0050	0.00042	mg/L		12/13/24 05:14	12/13/24 17:51	1
Selenium	**0.0016**	**J**	0.0025	0.00099	mg/L		12/13/24 05:14	12/13/24 17:51	1
Tin	0.0037	U	0.0050	0.0037	mg/L		12/13/24 05:14	12/13/24 17:51	1
Thallium	0.00026	U	0.0010	0.00026	mg/L		12/13/24 05:14	12/15/24 17:32	1
Vanadium	0.00063	U	0.010	0.00063	mg/L		12/13/24 05:14	12/13/24 17:51	1
Zinc	0.0028	U	0.020	0.0028	mg/L		12/13/24 05:14	12/13/24 17:51	1

Method: SW846 7470A - Mercury (CVAA)

Analyte	Result	Qualifier	RL	MDL	Unit	D	Prepared	Analyzed	Dil Fac
Mercury	0.000080	U	0.00020	0.000080	mg/L		12/23/24 13:20	12/26/24 11:08	1

General Chemistry

Analyte	Result	Qualifier	RL	MDL	Unit	D	Prepared	Analyzed	Dil Fac
Sulfide (SM 4500 S2 F-2011)	0.83	U	0.83	0.83	mg/L			12/13/24 08:40	1
Cyanide, Total (SW846 9012B)	0.0060	U	0.020	0.0060	mg/L		12/18/24 13:47	12/19/24 05:55	1

Client Sample ID: Trip Blank

Date Collected: 12/10/24 08:00
Date Received: 12/11/24 13:00

Lab Sample ID: 680-259738-2
Matrix: Water

Method: SW846 8260D - Volatile Organic Compounds by GC/MS

Analyte	Result	Qualifier	RL	MDL	Unit	D	Prepared	Analyzed	Dil Fac
1,1,1,2-Tetrachloroethane	0.00036	U	0.0010	0.00036	mg/L			12/17/24 16:51	1
1,1,1-Trichloroethane	0.00021	U	0.0010	0.00021	mg/L			12/17/24 16:51	1
1,1,2,2-Tetrachloroethane	0.00040	U	0.0010	0.00040	mg/L			12/17/24 16:51	1
1,1,2-Trichloroethane	0.00032	U	0.0010	0.00032	mg/L			12/17/24 16:51	1
1,1-Dichloroethane	0.00033	U	0.0010	0.00033	mg/L			12/17/24 16:51	1
1,1-Dichloroethene	0.00033	U	0.0010	0.00033	mg/L			12/17/24 16:51	1
1,1-Dichloropropene	0.00028	U	0.0010	0.00028	mg/L			12/17/24 16:51	1
1,2,3-Trichlorobenzene	**0.00081**	**J**	0.0050	0.00081	mg/L			12/17/24 16:51	1
1,2,3-Trichloropropane	0.00048	U	0.0010	0.00048	mg/L			12/17/24 16:51	1
1,2,4-Trichlorobenzene	0.00053	U	0.0050	0.00053	mg/L			12/19/24 12:05	1
1,2,4-Trimethylbenzene	0.00043	U	0.0010	0.00043	mg/L			12/17/24 16:51	1
1,2-Dibromo-3-Chloropropane	0.0018	U	0.0050	0.0018	mg/L			12/17/24 16:51	1

Client: Trihydro Corporation
Project/Site: PFSG, Valdosta GA Site

Job ID: 680-259738-1

Client Sample ID: Trip Blank
Date Collected: 12/10/24 08:00
Date Received: 12/11/24 13:00

Lab Sample ID: 680-259738-2
Matrix: Water

Method: SW846 8260D - Volatile Organic Compounds by GC/MS (Continued)

Analyte	Result	Qualifier	RL	MDL	Unit	D	Prepared	Analyzed	Dil Fac
Ethylene Dibromide	0.00033	U	0.0010	0.00033	mg/L			12/17/24 16:51	1
1,2-Dichlorobenzene	0.00031	U	0.0010	0.00031	mg/L			12/17/24 16:51	1
1,2-Dichloroethane	0.00025	U	0.0010	0.00025	mg/L			12/17/24 16:51	1
1,2-Dichloroethene, Total	0.00037	U	0.0020	0.00037	mg/L			12/17/24 16:51	1
1,2-Dichloropropane	0.00022	U	0.0010	0.00022	mg/L			12/17/24 16:51	1
1,3,5-Trimethylbenzene	0.00028	U	0.0010	0.00028	mg/L			12/17/24 16:51	1
1,3-Dichlorobenzene	0.00031	U	0.0010	0.00031	mg/L			12/19/24 12:05	1
1,3-Dichloropropane	0.00036	U	0.0010	0.00036	mg/L			12/17/24 16:51	1
1,4-Dichlorobenzene	0.00031	U	0.0010	0.00031	mg/L			12/19/24 12:05	1
2,2-Dichloropropane	0.00035	U	0.0010	0.00035	mg/L			12/17/24 16:51	1
2-Butanone (MEK)	0.0064	U	0.010	0.0064	mg/L			12/17/24 16:51	1
2-Chlorotoluene	0.00025	U	0.0010	0.00025	mg/L			12/17/24 16:51	1
2-Hexanone	0.0032	U	0.010	0.0032	mg/L			12/17/24 16:51	1
4-Chlorotoluene	0.00041	U	0.0010	0.00041	mg/L			12/19/24 12:05	1
Acetone	0.0037	U	0.010	0.0037	mg/L			12/19/24 12:05	1
Benzene	0.00027	U	0.0010	0.00027	mg/L			12/17/24 16:51	1
Bromobenzene	0.00024	U	0.0010	0.00024	mg/L			12/17/24 16:51	1
Chlorobromomethane	0.00034	U	0.0010	0.00034	mg/L			12/17/24 16:51	1
Dichlorobromomethane	0.00025	U	0.0010	0.00025	mg/L			12/17/24 16:51	1
Bromoform	0.00059	U	0.0010	0.00059	mg/L			12/17/24 16:51	1
Bromomethane	0.0037	U	0.0050	0.0037	mg/L			12/17/24 16:51	1
Carbon disulfide	0.00043	U	0.0020	0.00043	mg/L			12/17/24 16:51	1
Carbon tetrachloride	0.00030	U	0.0010	0.00030	mg/L			12/17/24 16:51	1
Chlorobenzene	0.00015	U	0.0010	0.00015	mg/L			12/17/24 16:51	1
Chloroethane	0.0046	U	0.0050	0.0046	mg/L			12/17/24 16:51	1
Chloroform	0.00027	U	0.0010	0.00027	mg/L			12/17/24 16:51	1
Chloromethane	0.00054	U	0.0010	0.00054	mg/L			12/17/24 16:51	1
cis-1,2-Dichloroethene	0.00025	U	0.0010	0.00025	mg/L			12/17/24 16:51	1
cis-1,3-Dichloropropene	0.00026	U	0.0010	0.00026	mg/L			12/17/24 16:51	1
Chlorodibromomethane	0.00039	U	0.0010	0.00039	mg/L			12/17/24 16:51	1
Dibromomethane	0.00034	U	0.0010	0.00034	mg/L			12/17/24 16:51	1
Dichlorodifluoromethane	0.00036	U	0.0010	0.00036	mg/L			12/17/24 16:51	1
Ethylbenzene	0.00020	U	0.0010	0.00020	mg/L			12/19/24 12:05	1
Hexachlorobutadiene	0.00022	U	0.0050	0.00022	mg/L			12/17/24 16:51	1
Isopropylbenzene	0.00026	U	0.0010	0.00026	mg/L			12/17/24 16:51	1
4-Methyl-2-pentanone (MIBK)	0.0027	U	0.010	0.0027	mg/L			12/17/24 16:51	1
Methyl tert-butyl ether	0.00081	U	0.0050	0.00081	mg/L			12/17/24 16:51	1
Methylene Chloride	0.0032	U	0.0050	0.0032	mg/L			12/17/24 16:51	1
m-Xylene & p-Xylene	0.00049	U	0.0010	0.00049	mg/L			12/17/24 16:51	1
Naphthalene	0.0024	U	0.0050	0.0024	mg/L			12/17/24 16:51	1
n-Butylbenzene	0.00052	U	0.0010	0.00052	mg/L			12/19/24 12:05	1
N-Propylbenzene	0.00041	U	0.0010	0.00041	mg/L			12/17/24 16:51	1
o-Xylene	0.00026	U	0.0010	0.00026	mg/L			12/17/24 16:51	1
4-Isopropyltoluene	0.00044	U	0.0010	0.00044	mg/L			12/19/24 12:05	1
sec-Butylbenzene	0.00053	U	0.0010	0.00053	mg/L			12/17/24 16:51	1
Styrene	0.00027	U	0.0010	0.00027	mg/L			12/17/24 16:51	1
tert-Butylbenzene	0.00043	U	0.0010	0.00043	mg/L			12/17/24 16:51	1
Tetrachloroethene	0.00035	U	0.0010	0.00035	mg/L			12/19/24 12:05	1
Toluene	0.00025	U	0.0010	0.00025	mg/L			12/19/24 12:05	1

Client Sample ID: Trip Blank
Lab Sample ID: 680-259738-2
Date Collected: 12/10/24 08:00
Matrix: Water
Date Received: 12/11/24 13:00

Method: SW846 8260D - Volatile Organic Compounds by GC/MS (Continued)

Analyte	Result	Qualifier	RL	MDL	Unit	D	Prepared	Analyzed	Dil Fac
trans-1,2-Dichloroethene	0.00034	U	0.0010	0.00034	mg/L			12/17/24 16:51	1
trans-1,3-Dichloropropene	0.00023	U	0.0010	0.00023	mg/L			12/17/24 16:51	1
Trichloroethene	0.00020	U	0.0010	0.00020	mg/L			12/17/24 16:51	1
Trichlorofluoromethane	0.00033	U	0.0010	0.00033	mg/L			12/17/24 16:51	1
Vinyl acetate	0.00069	U	0.0020	0.00069	mg/L			12/17/24 16:51	1
Vinyl chloride	0.00040	U	0.0010	0.00040	mg/L			12/17/24 16:51	1
Xylenes, Total	0.00023	U	0.0010	0.00023	mg/L			12/17/24 16:51	1

Surrogate	*%Recovery*	*Qualifier*	*Limits*	*Prepared*	*Analyzed*	*Dil Fac*
1,2-Dichloroethane-d4 (Surr)	*96*		*60 - 124*		*12/17/24 16:51*	*1*
1,2-Dichloroethane-d4 (Surr)	*102*		*60 - 124*		*12/19/24 12:05*	*1*
4-Bromofluorobenzene (Surr)	*99*		*70 - 130*		*12/17/24 16:51*	*1*
4-Bromofluorobenzene (Surr)	*104*		*70 - 130*		*12/19/24 12:05*	*1*
Dibromofluoromethane (Surr)	*101*		*70 - 130*		*12/17/24 16:51*	*1*
Dibromofluoromethane (Surr)	*97*		*70 - 130*		*12/19/24 12:05*	*1*
Toluene-d8 (Surr)	*94*		*70 - 130*		*12/17/24 16:51*	*1*
Toluene-d8 (Surr)	*93*		*70 - 130*		*12/19/24 12:05*	*1*

Isotope Dilution Summary

Client: Trihydro Corporation
Project/Site: PFSG, Valdosta GA Site

Job ID: 680-259738-1

Method: 1613B - Dioxins and Furans (HRGC/HRMS)

Matrix: Water **Prep Type: Total/NA**

		Percent Isotope Dilution Recovery (Acceptance Limits)
Lab Sample ID	Client Sample ID	TCDD (25-164)
680-259738-1	MW-1S	77
MB 410-600162/1-A	Method Blank	74

Surrogate Legend

TCDD = 13C-2,3,7,8-TCDD

Method: 1613B - Dioxins and Furans (HRGC/HRMS)

Matrix: Water **Prep Type: Total/NA**

		Percent Isotope Dilution Recovery (Acceptance Limits)
Lab Sample ID	Client Sample ID	TCDD (20-175)
LCS 410-600162/2-A	Lab Control Sample	87
LCSD 410-600162/3-A	Lab Control Sample Dup	86

Surrogate Legend

TCDD = 13C-2,3,7,8-TCDD

Method: 8260D - Volatile Organic Compounds by GC/MS

Lab Sample ID: MB 680-869301/10
Matrix: Water
Analysis Batch: 869301

Client Sample ID: Method Blank
Prep Type: Total/NA

Analyte	MB Result	MB Qualifier	RL	MDL	Unit	D	Prepared	Analyzed	Dil Fac
1,1,1,2-Tetrachloroethane	0.00036	U	0.0010	0.00036	mg/L			12/17/24 15:24	1
1,1,1-Trichloroethane	0.00021	U	0.0010	0.00021	mg/L			12/17/24 15:24	1
1,1,2,2-Tetrachloroethane	0.00040	U	0.0010	0.00040	mg/L			12/17/24 15:24	1
1,1,2-Trichloroethane	0.00032	U	0.0010	0.00032	mg/L			12/17/24 15:24	1
1,1-Dichloroethane	0.00033	U	0.0010	0.00033	mg/L			12/17/24 15:24	1
1,1-Dichloroethene	0.00033	U	0.0010	0.00033	mg/L			12/17/24 15:24	1
1,2,3-Trichloropropane	0.00048	U	0.0010	0.00048	mg/L			12/17/24 15:24	1
1,2,4-Trichlorobenzene	0.00102	J	0.0050	0.00053	mg/L			12/17/24 15:24	1
1,2-Dibromo-3-Chloropropane	0.0018	U	0.0050	0.0018	mg/L			12/17/24 15:24	1
1,2-Dichlorobenzene	0.00031	U	0.0010	0.00031	mg/L			12/17/24 15:24	1
1,2-Dichloroethane	0.00025	U	0.0010	0.00025	mg/L			12/17/24 15:24	1
1,2-Dichloropropane	0.00022	U	0.0010	0.00022	mg/L			12/17/24 15:24	1
1,3-Dichlorobenzene	0.00031	U	0.0010	0.00031	mg/L			12/17/24 15:24	1
1,4-Dichlorobenzene	0.000556	J	0.0010	0.00031	mg/L			12/17/24 15:24	1
2-Butanone (MEK)	0.0064	U	0.010	0.0064	mg/L			12/17/24 15:24	1
2-Hexanone	0.0032	U	0.010	0.0032	mg/L			12/17/24 15:24	1
Acetone	0.0037	U	0.010	0.0037	mg/L			12/17/24 15:24	1
Benzene	0.00027	U	0.0010	0.00027	mg/L			12/17/24 15:24	1
Bromoform	0.00059	U	0.0010	0.00059	mg/L			12/17/24 15:24	1
Bromomethane	0.0037	U	0.0050	0.0037	mg/L			12/17/24 15:24	1
Dichlorobromomethane	0.00025	U	0.0010	0.00025	mg/L			12/17/24 15:24	1
Carbon disulfide	0.00043	U	0.0020	0.00043	mg/L			12/17/24 15:24	1
Carbon tetrachloride	0.00030	U	0.0010	0.00030	mg/L			12/17/24 15:24	1
Chlorobenzene	0.00015	U	0.0010	0.00015	mg/L			12/17/24 15:24	1
Ethylene Dibromide	0.00033	U	0.0010	0.00033	mg/L			12/17/24 15:24	1
Chloroethane	0.0046	U	0.0050	0.0046	mg/L			12/17/24 15:24	1
Chloroform	0.00027	U	0.0010	0.00027	mg/L			12/17/24 15:24	1
Chloromethane	0.00054	U	0.0010	0.00054	mg/L			12/17/24 15:24	1
cis-1,3-Dichloropropene	0.00026	U	0.0010	0.00026	mg/L			12/17/24 15:24	1
Chlorodibromomethane	0.00039	U	0.0010	0.00039	mg/L			12/17/24 15:24	1
Dibromomethane	0.00034	U	0.0010	0.00034	mg/L			12/17/24 15:24	1
Ethylbenzene	0.000551	J	0.0010	0.00020	mg/L			12/17/24 15:24	1
Hexachlorobutadiene	0.00022	U	0.0050	0.00022	mg/L			12/17/24 15:24	1
4-Methyl-2-pentanone (MIBK)	0.0027	U	0.010	0.0027	mg/L			12/17/24 15:24	1
Methylene Chloride	0.0032	U	0.0050	0.0032	mg/L			12/17/24 15:24	1
Naphthalene	0.0024	U	0.0050	0.0024	mg/L			12/17/24 15:24	1
Styrene	0.00027	U	0.0010	0.00027	mg/L			12/17/24 15:24	1
Tetrachloroethene	0.00035	U	0.0010	0.00035	mg/L			12/17/24 15:24	1
Toluene	0.00025	U	0.0010	0.00025	mg/L			12/17/24 15:24	1
trans-1,2-Dichloroethene	0.00034	U	0.0010	0.00034	mg/L			12/17/24 15:24	1
trans-1,3-Dichloropropene	0.00023	U	0.0010	0.00023	mg/L			12/17/24 15:24	1
Chlorobromomethane	0.00034	U	0.0010	0.00034	mg/L			12/17/24 15:24	1
Trichloroethene	0.00020	U	0.0010	0.00020	mg/L			12/17/24 15:24	1
Trichlorofluoromethane	0.00033	U	0.0010	0.00033	mg/L			12/17/24 15:24	1
Vinyl acetate	0.00069	U	0.0020	0.00069	mg/L			12/17/24 15:24	1
Vinyl chloride	0.00040	U	0.0010	0.00040	mg/L			12/17/24 15:24	1
Xylenes, Total	0.00023	U	0.0010	0.00023	mg/L			12/17/24 15:24	1
1,2,4-Trimethylbenzene	0.00043	U	0.0010	0.00043	mg/L			12/17/24 15:24	1

Method: 8260D - Volatile Organic Compounds by GC/MS (Continued)

Lab Sample ID: MB 680-869301/10
Matrix: Water
Analysis Batch: 869301

Client Sample ID: Method Blank
Prep Type: Total/NA

Analyte	MB Result	MB Qualifier	RL	MDL	Unit	D	Prepared	Analyzed	Dil Fac
2-Chlorotoluene	0.00025	U	0.0010	0.00025	mg/L			12/17/24 15:24	1
1,1-Dichloropropene	0.00028	U	0.0010	0.00028	mg/L			12/17/24 15:24	1
o-Xylene	0.00026	U	0.0010	0.00026	mg/L			12/17/24 15:24	1
Methyl tert-butyl ether	0.00081	U	0.0050	0.00081	mg/L			12/17/24 15:24	1
4-Chlorotoluene	0.000539	J	0.0010	0.00041	mg/L			12/17/24 15:24	1
Bromobenzene	0.00024	U	0.0010	0.00024	mg/L			12/17/24 15:24	1
1,2,3-Trichlorobenzene	0.00081	U	0.0050	0.00081	mg/L			12/17/24 15:24	1
Isopropylbenzene	0.00026	U	0.0010	0.00026	mg/L			12/17/24 15:24	1
2,2-Dichloropropane	0.00035	U	0.0010	0.00035	mg/L			12/17/24 15:24	1
N-Propylbenzene	0.000667	J	0.0010	0.00041	mg/L			12/17/24 15:24	1
4-Isopropyltoluene	0.000603	J	0.0010	0.00044	mg/L			12/17/24 15:24	1
1,3,5-Trimethylbenzene	0.000563	J	0.0010	0.00028	mg/L			12/17/24 15:24	1
cis-1,2-Dichloroethene	0.00025	U	0.0010	0.00025	mg/L			12/17/24 15:24	1
m-Xylene & p-Xylene	0.00049	U	0.0010	0.00049	mg/L			12/17/24 15:24	1
1,3-Dichloropropane	0.00036	U	0.0010	0.00036	mg/L			12/17/24 15:24	1
Dichlorodifluoromethane	0.00036	U	0.0010	0.00036	mg/L			12/17/24 15:24	1
n-Butylbenzene	0.000887	J	0.0010	0.00052	mg/L			12/17/24 15:24	1
sec-Butylbenzene	0.00053	U	0.0010	0.00053	mg/L			12/17/24 15:24	1
tert-Butylbenzene	0.000549	J	0.0010	0.00043	mg/L			12/17/24 15:24	1
1,2-Dichloroethene, Total	0.00037	U	0.0020	0.00037	mg/L			12/17/24 15:24	1

Surrogate	*MB %Recovery*	*MB Qualifier*	*Limits*	*Prepared*	*Analyzed*	*Dil Fac*
1,2-Dichloroethane-d4 (Surr)	*94*		*60 - 124*		*12/17/24 15:24*	*1*
Dibromofluoromethane (Surr)	*98*		*70 - 130*		*12/17/24 15:24*	*1*
4-Bromofluorobenzene (Surr)	*105*		*70 - 130*		*12/17/24 15:24*	*1*
Toluene-d8 (Surr)	*95*		*70 - 130*		*12/17/24 15:24*	*1*

Lab Sample ID: LCS 680-869301/5
Matrix: Water
Analysis Batch: 869301

Client Sample ID: Lab Control Sample
Prep Type: Total/NA

Analyte	Spike Added	LCS Result	LCS Qualifier	Unit	D	%Rec	%Rec Limits
1,1,1,2-Tetrachloroethane	0.0500	0.0516		mg/L		103	70 - 130
1,1,1-Trichloroethane	0.0500	0.0485		mg/L		97	70 - 130
1,1,2,2-Tetrachloroethane	0.0500	0.0547		mg/L		109	70 - 130
1,1,2-Trichloroethane	0.0500	0.0540		mg/L		108	70 - 130
1,1-Dichloroethane	0.0500	0.0492		mg/L		98	70 - 130
1,1-Dichloroethene	0.0500	0.0463		mg/L		93	70 - 130
1,2,3-Trichloropropane	0.0500	0.0518		mg/L		104	70 - 130
1,2,4-Trichlorobenzene	0.0500	0.0468		mg/L		94	70 - 130
1,2-Dibromo-3-Chloropropane	0.0500	0.0465		mg/L		93	70 - 130
1,2-Dichlorobenzene	0.0500	0.0523		mg/L		105	70 - 130
1,2-Dichloroethane	0.0500	0.0505		mg/L		101	70 - 130
1,2-Dichloropropane	0.0500	0.0515		mg/L		103	70 - 130
1,3-Dichlorobenzene	0.0500	0.0530		mg/L		106	70 - 130
1,4-Dichlorobenzene	0.0500	0.0509		mg/L		102	70 - 130
2-Butanone (MEK)	0.250	0.263		mg/L		105	69 - 120
2-Hexanone	0.250	0.279		mg/L		112	70 - 130

Method: 8260D - Volatile Organic Compounds by GC/MS (Continued)

Lab Sample ID: LCS 680-869301/5
Matrix: Water
Analysis Batch: 869301

Client Sample ID: Lab Control Sample
Prep Type: Total/NA

Analyte	Spike Added	LCS Result	LCS Qualifier	Unit	D	%Rec	%Rec Limits
Acetone	0.250	0.232		mg/L		93	67 - 120
Benzene	0.0500	0.0488		mg/L		98	70 - 130
Bromoform	0.0500	0.0466		mg/L		93	69 - 129
Bromomethane	0.0500	0.0482		mg/L		96	28 - 192
Dichlorobromomethane	0.0500	0.0535		mg/L		107	70 - 130
Carbon disulfide	0.0500	0.0495		mg/L		99	70 - 130
Carbon tetrachloride	0.0500	0.0467		mg/L		93	70 - 130
Chlorobenzene	0.0500	0.0516		mg/L		103	70 - 130
Ethylene Dibromide	0.0500	0.0530		mg/L		106	70 - 130
Chloroethane	0.0500	0.0494		mg/L		99	31 - 213
Chloroform	0.0500	0.0494		mg/L		99	70 - 130
Chloromethane	0.0500	0.0497		mg/L		99	59 - 127
cis-1,3-Dichloropropene	0.0500	0.0549		mg/L		110	70 - 130
Chlorodibromomethane	0.0500	0.0507		mg/L		101	70 - 130
Dibromomethane	0.0500	0.0512		mg/L		102	70 - 130
Ethylbenzene	0.0500	0.0519		mg/L		104	70 - 130
Hexachlorobutadiene	0.0500	0.0505		mg/L		101	70 - 130
4-Methyl-2-pentanone (MIBK)	0.250	0.282		mg/L		113	68 - 120
Methylene Chloride	0.0500	0.0477		mg/L		95	70 - 130
Naphthalene	0.0500	0.0479		mg/L		96	57 - 149
Styrene	0.0500	0.0517		mg/L		103	70 - 130
Tetrachloroethene	0.0500	0.0517		mg/L		103	70 - 130
Toluene	0.0500	0.0517		mg/L		103	70 - 130
trans-1,2-Dichloroethene	0.0500	0.0479		mg/L		96	70 - 130
trans-1,3-Dichloropropene	0.0500	0.0536		mg/L		107	70 - 130
Chlorobromomethane	0.0500	0.0482		mg/L		96	70 - 130
Trichloroethene	0.0500	0.0504		mg/L		101	70 - 130
Trichlorofluoromethane	0.0500	0.0458		mg/L		92	63 - 142
Vinyl acetate	0.100	0.100		mg/L		100	67 - 135
Vinyl chloride	0.0500	0.0509		mg/L		102	66 - 129
Xylenes, Total	0.100	0.103		mg/L		103	70 - 130
1,2,4-Trimethylbenzene	0.0500	0.0545		mg/L		109	70 - 130
2-Chlorotoluene	0.0500	0.0533		mg/L		107	70 - 130
1,1-Dichloropropene	0.0500	0.0477		mg/L		95	70 - 130
o-Xylene	0.0500	0.0521		mg/L		104	70 - 130
Methyl tert-butyl ether	0.0500	0.0483		mg/L		97	70 - 130
4-Chlorotoluene	0.0500	0.0535		mg/L		107	70 - 130
Bromobenzene	0.0500	0.0511		mg/L		102	70 - 130
1,2,3-Trichlorobenzene	0.0500	0.0452		mg/L		90	61 - 141
Isopropylbenzene	0.0500	0.0526		mg/L		105	70 - 130
2,2-Dichloropropane	0.0500	0.0556		mg/L		111	70 - 130
N-Propylbenzene	0.0500	0.0541		mg/L		108	70 - 130
4-Isopropyltoluene	0.0500	0.0559		mg/L		112	70 - 130
1,3,5-Trimethylbenzene	0.0500	0.0544		mg/L		109	70 - 130
cis-1,2-Dichloroethene	0.0500	0.0525		mg/L		105	70 - 130
m-Xylene & p-Xylene	0.0500	0.0511		mg/L		102	70 - 130
1,3-Dichloropropane	0.0500	0.0533		mg/L		107	70 - 130
Dichlorodifluoromethane	0.0500	0.0507		mg/L		101	70 - 130
n-Butylbenzene	0.0500	0.0558		mg/L		112	70 - 130

Method: 8260D - Volatile Organic Compounds by GC/MS (Continued)

Lab Sample ID: LCS 680-869301/5
Matrix: Water
Analysis Batch: 869301

Client Sample ID: Lab Control Sample
Prep Type: Total/NA

Analyte	Spike Added	LCS Result	LCS Qualifier	Unit	D	%Rec	%Rec Limits
sec-Butylbenzene	0.0500	0.0552		mg/L		110	70 - 130
tert-Butylbenzene	0.0500	0.0545		mg/L		109	70 - 130
1,2-Dichloroethene, Total	0.100	0.100		mg/L		100	70 - 130

Surrogate	*LCS %Recovery*	*LCS Qualifier*	*Limits*
1,2-Dichloroethane-d4 (Surr)	*102*		*60 - 124*
Dibromofluoromethane (Surr)	*101*		*70 - 130*
4-Bromofluorobenzene (Surr)	*105*		*70 - 130*
Toluene-d8 (Surr)	*97*		*70 - 130*

Lab Sample ID: LCSD 680-869301/6
Matrix: Water
Analysis Batch: 869301

Client Sample ID: Lab Control Sample Dup
Prep Type: Total/NA

Analyte	Spike Added	LCSD Result	LCSD Qualifier	Unit	D	%Rec	%Rec Limits	RPD	RPD Limit
1,1,1,2-Tetrachloroethane	0.0500	0.0527		mg/L		105	70 - 130	2	30
1,1,1-Trichloroethane	0.0500	0.0485		mg/L		97	70 - 130	0	30
1,1,2,2-Tetrachloroethane	0.0500	0.0567		mg/L		113	70 - 130	3	30
1,1,2-Trichloroethane	0.0500	0.0554		mg/L		111	70 - 130	2	30
1,1-Dichloroethane	0.0500	0.0487		mg/L		97	70 - 130	1	30
1,1-Dichloroethene	0.0500	0.0454		mg/L		91	70 - 130	2	20
1,2,3-Trichloropropane	0.0500	0.0527		mg/L		105	70 - 130	2	30
1,2,4-Trichlorobenzene	0.0500	0.0485		mg/L		97	70 - 130	4	30
1,2-Dibromo-3-Chloropropane	0.0500	0.0488		mg/L		98	70 - 130	5	30
1,2-Dichlorobenzene	0.0500	0.0526		mg/L		105	70 - 130	1	30
1,2-Dichloroethane	0.0500	0.0513		mg/L		103	70 - 130	1	50
1,2-Dichloropropane	0.0500	0.0532		mg/L		106	70 - 130	3	20
1,3-Dichlorobenzene	0.0500	0.0528		mg/L		106	70 - 130	0	30
1,4-Dichlorobenzene	0.0500	0.0522		mg/L		104	70 - 130	3	30
2-Butanone (MEK)	0.250	0.269		mg/L		108	69 - 120	3	30
2-Hexanone	0.250	0.294		mg/L		118	70 - 130	5	20
Acetone	0.250	0.239		mg/L		95	67 - 120	3	30
Benzene	0.0500	0.0494		mg/L		99	70 - 130	1	30
Bromoform	0.0500	0.0490		mg/L		98	69 - 129	5	30
Bromomethane	0.0500	0.0479		mg/L		96	28 - 192	1	30
Dichlorobromomethane	0.0500	0.0542		mg/L		108	70 - 130	1	30
Carbon disulfide	0.0500	0.0496		mg/L		99	70 - 130	0	30
Carbon tetrachloride	0.0500	0.0462		mg/L		92	70 - 130	1	30
Chlorobenzene	0.0500	0.0519		mg/L		104	70 - 130	1	30
Ethylene Dibromide	0.0500	0.0535		mg/L		107	70 - 130	1	30
Chloroethane	0.0500	0.0472		mg/L		94	31 - 213	4	30
Chloroform	0.0500	0.0501		mg/L		100	70 - 130	1	30
Chloromethane	0.0500	0.0477		mg/L		95	59 - 127	4	30
cis-1,3-Dichloropropene	0.0500	0.0555		mg/L		111	70 - 130	1	20
Chlorodibromomethane	0.0500	0.0521		mg/L		104	70 - 130	3	30
Dibromomethane	0.0500	0.0528		mg/L		106	70 - 130	3	30
Ethylbenzene	0.0500	0.0517		mg/L		103	70 - 130	0	20
Hexachlorobutadiene	0.0500	0.0508		mg/L		102	70 - 130	1	20

Method: 8260D - Volatile Organic Compounds by GC/MS (Continued)

Lab Sample ID: LCSD 680-869301/6
Matrix: Water
Analysis Batch: 869301

Client Sample ID: Lab Control Sample Dup
Prep Type: Total/NA

Analyte	Spike Added	LCSD Result	LCSD Qualifier	Unit	D	%Rec	%Rec Limits	RPD	RPD Limit
4-Methyl-2-pentanone (MIBK)	0.250	0.297		mg/L		119	68 - 120	5	30
Methylene Chloride	0.0500	0.0490		mg/L		98	70 - 130	3	30
Naphthalene	0.0500	0.0509		mg/L		102	57 - 149	6	30
Styrene	0.0500	0.0517		mg/L		103	70 - 130	0	30
Tetrachloroethene	0.0500	0.0517		mg/L		103	70 - 130	0	30
Toluene	0.0500	0.0518		mg/L		104	70 - 130	0	30
trans-1,2-Dichloroethene	0.0500	0.0481		mg/L		96	70 - 130	0	30
trans-1,3-Dichloropropene	0.0500	0.0544		mg/L		109	70 - 130	1	30
Chlorobromomethane	0.0500	0.0498		mg/L		100	70 - 130	3	30
Trichloroethene	0.0500	0.0506		mg/L		101	70 - 130	1	30
Trichlorofluoromethane	0.0500	0.0460		mg/L		92	63 - 142	0	30
Vinyl acetate	0.100	0.102		mg/L		102	67 - 135	2	30
Vinyl chloride	0.0500	0.0487		mg/L		97	66 - 129	4	30
Xylenes, Total	0.100	0.104		mg/L		104	70 - 130	1	30
1,2,4-Trimethylbenzene	0.0500	0.0543		mg/L		109	70 - 130	0	30
2-Chlorotoluene	0.0500	0.0532		mg/L		106	70 - 130	0	30
1,1-Dichloropropene	0.0500	0.0483		mg/L		97	70 - 130	1	20
o-Xylene	0.0500	0.0523		mg/L		105	70 - 130	0	30
Methyl tert-butyl ether	0.0500	0.0503		mg/L		101	70 - 130	4	30
4-Chlorotoluene	0.0500	0.0538		mg/L		108	70 - 130	0	30
Bromobenzene	0.0500	0.0516		mg/L		103	70 - 130	1	30
1,2,3-Trichlorobenzene	0.0500	0.0483		mg/L		97	61 - 141	7	30
Isopropylbenzene	0.0500	0.0527		mg/L		105	70 - 130	0	30
2,2-Dichloropropane	0.0500	0.0550		mg/L		110	70 - 130	1	20
N-Propylbenzene	0.0500	0.0534		mg/L		107	70 - 130	1	30
4-Isopropyltoluene	0.0500	0.0553		mg/L		111	70 - 130	1	30
1,3,5-Trimethylbenzene	0.0500	0.0540		mg/L		108	70 - 130	1	30
cis-1,2-Dichloroethene	0.0500	0.0536		mg/L		107	70 - 130	2	30
m-Xylene & p-Xylene	0.0500	0.0516		mg/L		103	70 - 130	1	30
1,3-Dichloropropane	0.0500	0.0542		mg/L		108	70 - 130	2	20
Dichlorodifluoromethane	0.0500	0.0484		mg/L		97	70 - 130	5	40
n-Butylbenzene	0.0500	0.0549		mg/L		110	70 - 130	2	30
sec-Butylbenzene	0.0500	0.0551		mg/L		110	70 - 130	0	30
tert-Butylbenzene	0.0500	0.0541		mg/L		108	70 - 130	1	30
1,2-Dichloroethene, Total	0.100	0.102		mg/L		102	70 - 130	1	20

Surrogate	*LCSD %Recovery*	*LCSD Qualifier*	*Limits*
1,2-Dichloroethane-d4 (Surr)	*105*		*60 - 124*
Dibromofluoromethane (Surr)	*101*		*70 - 130*
4-Bromofluorobenzene (Surr)	*106*		*70 - 130*
Toluene-d8 (Surr)	*98*		*70 - 130*

Lab Sample ID: MB 680-869499/11
Matrix: Water
Analysis Batch: 869499

Client Sample ID: Method Blank
Prep Type: Total/NA

Analyte	MB Result	MB Qualifier	RL	MDL	Unit	D	Prepared	Analyzed	Dil Fac
1,1,1,2-Tetrachloroethane	0.00036	U	0.0010	0.00036	mg/L			12/18/24 13:03	1

Method: 8260D - Volatile Organic Compounds by GC/MS (Continued)

Lab Sample ID: MB 680-869499/11
Matrix: Water
Analysis Batch: 869499

Client Sample ID: Method Blank
Prep Type: Total/NA

Analyte	MB Result	MB Qualifier	RL	MDL	Unit	D	Prepared	Analyzed	Dil Fac
1,1,1-Trichloroethane	0.00021	U	0.0010	0.00021	mg/L			12/18/24 13:03	1
1,1,2,2-Tetrachloroethane	0.00040	U	0.0010	0.00040	mg/L			12/18/24 13:03	1
1,1,2-Trichloroethane	0.00032	U	0.0010	0.00032	mg/L			12/18/24 13:03	1
1,1-Dichloroethane	0.00033	U	0.0010	0.00033	mg/L			12/18/24 13:03	1
1,1-Dichloroethene	0.00033	U	0.0010	0.00033	mg/L			12/18/24 13:03	1
1,2,3-Trichloropropane	0.00048	U	0.0010	0.00048	mg/L			12/18/24 13:03	1
1,2,4-Trichlorobenzene	0.00053	U	0.0050	0.00053	mg/L			12/18/24 13:03	1
1,2-Dibromo-3-Chloropropane	0.0018	U	0.0050	0.0018	mg/L			12/18/24 13:03	1
1,2-Dichlorobenzene	0.00031	U	0.0010	0.00031	mg/L			12/18/24 13:03	1
1,2-Dichloroethane	0.00025	U	0.0010	0.00025	mg/L			12/18/24 13:03	1
1,4-Dioxane	0.092	U	0.10	0.092	mg/L			12/18/24 13:03	1
2-Chloro-1,3-butadiene	0.00071	U	0.0010	0.00071	mg/L			12/18/24 13:03	1
1,2-Dichloropropane	0.00022	U	0.0010	0.00022	mg/L			12/18/24 13:03	1
3-Chloro-1-propene	0.0011	U	0.0020	0.0011	mg/L			12/18/24 13:03	1
1,3-Dichlorobenzene	0.00031	U	0.0010	0.00031	mg/L			12/18/24 13:03	1
1,4-Dichlorobenzene	0.00031	U	0.0010	0.00031	mg/L			12/18/24 13:03	1
Acetonitrile	0.020	U	0.040	0.020	mg/L			12/18/24 13:03	1
2-Butanone (MEK)	0.0064	U	0.010	0.0064	mg/L			12/18/24 13:03	1
2-Hexanone	0.0032	U	0.010	0.0032	mg/L			12/18/24 13:03	1
Acetone	0.0037	U	0.010	0.0037	mg/L			12/18/24 13:03	1
Benzene	0.00027	U	0.0010	0.00027	mg/L			12/18/24 13:03	1
Bromoform	0.00059	U	0.0010	0.00059	mg/L			12/18/24 13:03	1
Bromomethane	0.0037	U	0.0050	0.0037	mg/L			12/18/24 13:03	1
Dichlorobromomethane	0.00025	U	0.0010	0.00025	mg/L			12/18/24 13:03	1
Carbon disulfide	0.00043	U	0.0020	0.00043	mg/L			12/18/24 13:03	1
Ethyl methacrylate	0.00033	U	0.0010	0.00033	mg/L			12/18/24 13:03	1
Carbon tetrachloride	0.00030	U	0.0010	0.00030	mg/L			12/18/24 13:03	1
Chlorobenzene	0.00015	U	0.0010	0.00015	mg/L			12/18/24 13:03	1
Ethylene Dibromide	0.00033	U	0.0010	0.00033	mg/L			12/18/24 13:03	1
Chloroethane	0.0046	U	0.0050	0.0046	mg/L			12/18/24 13:03	1
Chloroform	0.00027	U	0.0010	0.00027	mg/L			12/18/24 13:03	1
Iodomethane	0.0039	U	0.010	0.0039	mg/L			12/18/24 13:03	1
Chloromethane	0.00054	U	0.0010	0.00054	mg/L			12/18/24 13:03	1
Isobutyl alcohol	0.068	U	0.10	0.068	mg/L			12/18/24 13:03	1
Methacrylonitrile	0.0050	U	0.020	0.0050	mg/L			12/18/24 13:03	1
cis-1,3-Dichloropropene	0.00026	U	0.0010	0.00026	mg/L			12/18/24 13:03	1
Methyl methacrylate	0.00078	U	0.0020	0.00078	mg/L			12/18/24 13:03	1
Chlorodibromomethane	0.00039	U	0.0010	0.00039	mg/L			12/18/24 13:03	1
Dibromomethane	0.00034	U	0.0010	0.00034	mg/L			12/18/24 13:03	1
Propionitrile	0.0050	U	0.020	0.0050	mg/L			12/18/24 13:03	1
Ethylbenzene	0.00020	U	0.0010	0.00020	mg/L			12/18/24 13:03	1
Hexachlorobutadiene	0.00022	U	0.0050	0.00022	mg/L			12/18/24 13:03	1
4-Methyl-2-pentanone (MIBK)	0.0027	U	0.010	0.0027	mg/L			12/18/24 13:03	1
Methylene Chloride	0.0032	U	0.0050	0.0032	mg/L			12/18/24 13:03	1
trans-1,4-Dichloro-2-butene	0.0013	U	0.0020	0.0013	mg/L			12/18/24 13:03	1
Naphthalene	0.0024	U	0.0050	0.0024	mg/L			12/18/24 13:03	1
Styrene	0.00027	U	0.0010	0.00027	mg/L			12/18/24 13:03	1
Tetrachloroethene	0.00035	U	0.0010	0.00035	mg/L			12/18/24 13:03	1
Toluene	0.00025	U	0.0010	0.00025	mg/L			12/18/24 13:03	1

Method: 8260D - Volatile Organic Compounds by GC/MS (Continued)

Lab Sample ID: MB 680-869499/11
Matrix: Water
Analysis Batch: 869499

Client Sample ID: Method Blank
Prep Type: Total/NA

Analyte	MB Result	MB Qualifier	RL	MDL	Unit	D	Prepared	Analyzed	Dil Fac
trans-1,2-Dichloroethene	0.00034	U	0.0010	0.00034	mg/L			12/18/24 13:03	1
trans-1,3-Dichloropropene	0.00023	U	0.0010	0.00023	mg/L			12/18/24 13:03	1
Chlorobromomethane	0.00034	U	0.0010	0.00034	mg/L			12/18/24 13:03	1
Trichloroethene	0.00020	U	0.0010	0.00020	mg/L			12/18/24 13:03	1
Trichlorofluoromethane	0.00033	U	0.0010	0.00033	mg/L			12/18/24 13:03	1
Vinyl acetate	0.00069	U	0.0020	0.00069	mg/L			12/18/24 13:03	1
Vinyl chloride	0.00040	U	0.0010	0.00040	mg/L			12/18/24 13:03	1
Xylenes, Total	0.00023	U	0.0010	0.00023	mg/L			12/18/24 13:03	1
1,2,4-Trimethylbenzene	0.00043	U	0.0010	0.00043	mg/L			12/18/24 13:03	1
2-Chlorotoluene	0.00025	U	0.0010	0.00025	mg/L			12/18/24 13:03	1
1,1-Dichloropropene	0.00028	U	0.0010	0.00028	mg/L			12/18/24 13:03	1
o-Xylene	0.00026	U	0.0010	0.00026	mg/L			12/18/24 13:03	1
Methyl tert-butyl ether	0.00081	U	0.0050	0.00081	mg/L			12/18/24 13:03	1
4-Chlorotoluene	0.00041	U	0.0010	0.00041	mg/L			12/18/24 13:03	1
Bromobenzene	0.00024	U	0.0010	0.00024	mg/L			12/18/24 13:03	1
1,2,3-Trichlorobenzene	0.00081	U	0.0050	0.00081	mg/L			12/18/24 13:03	1
Isopropylbenzene	0.00026	U	0.0010	0.00026	mg/L			12/18/24 13:03	1
2,2-Dichloropropane	0.00035	U	0.0010	0.00035	mg/L			12/18/24 13:03	1
N-Propylbenzene	0.00041	U	0.0010	0.00041	mg/L			12/18/24 13:03	1
4-Isopropyltoluene	0.00044	U	0.0010	0.00044	mg/L			12/18/24 13:03	1
1,3,5-Trimethylbenzene	0.00028	U	0.0010	0.00028	mg/L			12/18/24 13:03	1
cis-1,2-Dichloroethene	0.00025	U	0.0010	0.00025	mg/L			12/18/24 13:03	1
m-Xylene & p-Xylene	0.00049	U	0.0010	0.00049	mg/L			12/18/24 13:03	1
1,3-Dichloropropane	0.00036	U	0.0010	0.00036	mg/L			12/18/24 13:03	1
Dichlorodifluoromethane	0.00036	U	0.0010	0.00036	mg/L			12/18/24 13:03	1
n-Butylbenzene	0.00052	U	0.0010	0.00052	mg/L			12/18/24 13:03	1
sec-Butylbenzene	0.00053	U	0.0010	0.00053	mg/L			12/18/24 13:03	1
tert-Butylbenzene	0.00043	U	0.0010	0.00043	mg/L			12/18/24 13:03	1
1,2-Dichloroethene, Total	0.00037	U	0.0020	0.00037	mg/L			12/18/24 13:03	1

Surrogate	*MB %Recovery*	*MB Qualifier*	*Limits*	*Prepared*	*Analyzed*	*Dil Fac*
1,2-Dichloroethane-d4 (Surr)	*99*		*60 - 124*		*12/18/24 13:03*	*1*
Dibromofluoromethane (Surr)	*106*		*70 - 130*		*12/18/24 13:03*	*1*
4-Bromofluorobenzene (Surr)	*97*		*70 - 130*		*12/18/24 13:03*	*1*
Toluene-d8 (Surr)	*103*		*70 - 130*		*12/18/24 13:03*	*1*

Lab Sample ID: LCS 680-869499/6
Matrix: Water
Analysis Batch: 869499

Client Sample ID: Lab Control Sample
Prep Type: Total/NA

Analyte	Spike Added	LCS Result	LCS Qualifier	Unit	D	%Rec	%Rec Limits
1,1,1,2-Tetrachloroethane	0.0500	0.0495		mg/L		99	70 - 130
1,1,1-Trichloroethane	0.0500	0.0554		mg/L		111	70 - 130
1,1,2,2-Tetrachloroethane	0.0500	0.0495		mg/L		99	70 - 130
1,1,2-Trichloroethane	0.0500	0.0486		mg/L		97	70 - 130
1,1-Dichloroethane	0.0500	0.0571		mg/L		114	70 - 130
1,1-Dichloroethene	0.0500	0.0543		mg/L		109	70 - 130
1,2,3-Trichloropropane	0.0500	0.0515		mg/L		103	70 - 130

Method: 8260D - Volatile Organic Compounds by GC/MS (Continued)

Lab Sample ID: LCS 680-869499/6
Matrix: Water
Analysis Batch: 869499

Client Sample ID: Lab Control Sample
Prep Type: Total/NA

Analyte	Spike Added	LCS Result	LCS Qualifier	Unit	D	%Rec	%Rec Limits
1,2,4-Trichlorobenzene	0.0500	0.0511		mg/L		102	70 - 130
1,2-Dibromo-3-Chloropropane	0.0500	0.0422		mg/L		84	70 - 130
1,2-Dichlorobenzene	0.0500	0.0505		mg/L		101	70 - 130
1,2-Dichloroethane	0.0500	0.0547		mg/L		109	70 - 130
1,2-Dichloropropane	0.0500	0.0531		mg/L		106	70 - 130
1,3-Dichlorobenzene	0.0500	0.0521		mg/L		104	70 - 130
1,4-Dichlorobenzene	0.0500	0.0512		mg/L		102	70 - 130
2-Butanone (MEK)	0.250	0.232		mg/L		93	69 - 120
2-Hexanone	0.250	0.240		mg/L		96	70 - 130
Acetone	0.250	0.251		mg/L		101	67 - 120
Benzene	0.0500	0.0530		mg/L		106	70 - 130
Bromoform	0.0500	0.0442		mg/L		88	69 - 129
Bromomethane	0.0500	0.0443		mg/L		89	28 - 192
Dichlorobromomethane	0.0500	0.0552		mg/L		110	70 - 130
Carbon disulfide	0.0500	0.0526		mg/L		105	70 - 130
Carbon tetrachloride	0.0500	0.0548		mg/L		110	70 - 130
Chlorobenzene	0.0500	0.0494		mg/L		99	70 - 130
Ethylene Dibromide	0.0500	0.0511		mg/L		102	70 - 130
Chloroethane	0.0500	0.0553		mg/L		111	31 - 213
Chloroform	0.0500	0.0579		mg/L		116	70 - 130
Chloromethane	0.0500	0.0513		mg/L		103	59 - 127
cis-1,3-Dichloropropene	0.0500	0.0502		mg/L		100	70 - 130
Chlorodibromomethane	0.0500	0.0497		mg/L		99	70 - 130
Dibromomethane	0.0500	0.0535		mg/L		107	70 - 130
Ethylbenzene	0.0500	0.0535		mg/L		107	70 - 130
Hexachlorobutadiene	0.0500	0.0548		mg/L		110	70 - 130
4-Methyl-2-pentanone (MIBK)	0.250	0.242		mg/L		97	68 - 120
Methylene Chloride	0.0500	0.0540		mg/L		108	70 - 130
Naphthalene	0.0500	0.0499		mg/L		100	57 - 149
Styrene	0.0500	0.0540		mg/L		108	70 - 130
Tetrachloroethene	0.0500	0.0571		mg/L		114	70 - 130
Toluene	0.0500	0.0522		mg/L		104	70 - 130
trans-1,2-Dichloroethene	0.0500	0.0546		mg/L		109	70 - 130
trans-1,3-Dichloropropene	0.0500	0.0537		mg/L		107	70 - 130
Chlorobromomethane	0.0500	0.0525		mg/L		105	70 - 130
Trichloroethene	0.0500	0.0540		mg/L		108	70 - 130
Trichlorofluoromethane	0.0500	0.0584		mg/L		117	63 - 142
Vinyl acetate	0.100	0.0983		mg/L		98	67 - 135
Vinyl chloride	0.0500	0.0533		mg/L		107	66 - 129
Xylenes, Total	0.100	0.107		mg/L		107	70 - 130
1,2,4-Trimethylbenzene	0.0500	0.0545		mg/L		109	70 - 130
2-Chlorotoluene	0.0500	0.0538		mg/L		108	70 - 130
1,1-Dichloropropene	0.0500	0.0508		mg/L		102	70 - 130
o-Xylene	0.0500	0.0547		mg/L		109	70 - 130
Methyl tert-butyl ether	0.0500	0.0484		mg/L		97	70 - 130
4-Chlorotoluene	0.0500	0.0526		mg/L		105	70 - 130
Bromobenzene	0.0500	0.0521		mg/L		104	70 - 130
1,2,3-Trichlorobenzene	0.0500	0.0518		mg/L		104	61 - 141
Isopropylbenzene	0.0500	0.0572		mg/L		114	70 - 130

Method: 8260D - Volatile Organic Compounds by GC/MS (Continued)

Lab Sample ID: LCS 680-869499/6
Matrix: Water
Analysis Batch: 869499

Client Sample ID: Lab Control Sample
Prep Type: Total/NA

Analyte	Spike Added	LCS Result	LCS Qualifier	Unit	D	%Rec	%Rec Limits
2,2-Dichloropropane	0.0500	0.0620		mg/L		124	70 - 130
N-Propylbenzene	0.0500	0.0555		mg/L		111	70 - 130
4-Isopropyltoluene	0.0500	0.0506		mg/L		101	70 - 130
1,3,5-Trimethylbenzene	0.0500	0.0538		mg/L		108	70 - 130
cis-1,2-Dichloroethene	0.0500	0.0543		mg/L		109	70 - 130
m-Xylene & p-Xylene	0.0500	0.0523		mg/L		105	70 - 130
1,3-Dichloropropane	0.0500	0.0505		mg/L		101	70 - 130
Dichlorodifluoromethane	0.0500	0.0548		mg/L		110	70 - 130
n-Butylbenzene	0.0500	0.0517		mg/L		103	70 - 130
sec-Butylbenzene	0.0500	0.0540		mg/L		108	70 - 130
tert-Butylbenzene	0.0500	0.0532		mg/L		106	70 - 130
1,2-Dichloroethene, Total	0.100	0.109		mg/L		109	70 - 130

Surrogate	*LCS %Recovery*	*LCS Qualifier*	*Limits*
1,2-Dichloroethane-d4 (Surr)	*107*		*60 - 124*
Dibromofluoromethane (Surr)	*115*		*70 - 130*
4-Bromofluorobenzene (Surr)	*96*		*70 - 130*
Toluene-d8 (Surr)	*108*		*70 - 130*

Lab Sample ID: LCSD 680-869499/7
Matrix: Water
Analysis Batch: 869499

Client Sample ID: Lab Control Sample Dup
Prep Type: Total/NA

Analyte	Spike Added	LCSD Result	LCSD Qualifier	Unit	D	%Rec	%Rec Limits	RPD	RPD Limit
1,1,1,2-Tetrachloroethane	0.0500	0.0490		mg/L		98	70 - 130	1	30
1,1,1-Trichloroethane	0.0500	0.0561		mg/L		112	70 - 130	1	30
1,1,2,2-Tetrachloroethane	0.0500	0.0500		mg/L		100	70 - 130	1	30
1,1,2-Trichloroethane	0.0500	0.0486		mg/L		97	70 - 130	0	30
1,1-Dichloroethane	0.0500	0.0580		mg/L		116	70 - 130	2	30
1,1-Dichloroethene	0.0500	0.0545		mg/L		109	70 - 130	0	20
1,2,3-Trichloropropane	0.0500	0.0516		mg/L		103	70 - 130	0	30
1,2,4-Trichlorobenzene	0.0500	0.0511		mg/L		102	70 - 130	0	30
1,2-Dibromo-3-Chloropropane	0.0500	0.0429		mg/L		86	70 - 130	2	30
1,2-Dichlorobenzene	0.0500	0.0518		mg/L		104	70 - 130	2	30
1,2-Dichloroethane	0.0500	0.0568		mg/L		114	70 - 130	4	50
1,2-Dichloropropane	0.0500	0.0531		mg/L		106	70 - 130	0	20
1,3-Dichlorobenzene	0.0500	0.0527		mg/L		105	70 - 130	1	30
1,4-Dichlorobenzene	0.0500	0.0514		mg/L		103	70 - 130	0	30
2-Butanone (MEK)	0.250	0.240		mg/L		96	69 - 120	3	30
2-Hexanone	0.250	0.250		mg/L		100	70 - 130	4	20
Acetone	0.250	0.256		mg/L		102	67 - 120	2	30
Benzene	0.0500	0.0524		mg/L		105	70 - 130	1	30
Bromoform	0.0500	0.0439		mg/L		88	69 - 129	1	30
Bromomethane	0.0500	0.0453		mg/L		91	28 - 192	2	30
Dichlorobromomethane	0.0500	0.0550		mg/L		110	70 - 130	0	30
Carbon disulfide	0.0500	0.0520		mg/L		104	70 - 130	1	30
Carbon tetrachloride	0.0500	0.0537		mg/L		107	70 - 130	2	30
Chlorobenzene	0.0500	0.0490		mg/L		98	70 - 130	1	30

Method: 8260D - Volatile Organic Compounds by GC/MS (Continued)

Lab Sample ID: LCSD 680-869499/7
Matrix: Water
Analysis Batch: 869499

Client Sample ID: Lab Control Sample Dup
Prep Type: Total/NA

Analyte	Spike Added	LCSD Result	LCSD Qualifier	Unit	D	%Rec	%Rec Limits	RPD	RPD Limit
Ethylene Dibromide	0.0500	0.0516		mg/L		103	70 - 130	1	30
Chloroethane	0.0500	0.0538		mg/L		108	31 - 213	3	30
Chloroform	0.0500	0.0581		mg/L		116	70 - 130	0	30
Chloromethane	0.0500	0.0518		mg/L		104	59 - 127	1	30
cis-1,3-Dichloropropene	0.0500	0.0501		mg/L		100	70 - 130	0	20
Chlorodibromomethane	0.0500	0.0509		mg/L		102	70 - 130	2	30
Dibromomethane	0.0500	0.0543		mg/L		109	70 - 130	2	30
Ethylbenzene	0.0500	0.0539		mg/L		108	70 - 130	1	20
Hexachlorobutadiene	0.0500	0.0542		mg/L		108	70 - 130	1	20
4-Methyl-2-pentanone (MIBK)	0.250	0.252		mg/L		101	68 - 120	4	30
Methylene Chloride	0.0500	0.0554		mg/L		111	70 - 130	3	30
Naphthalene	0.0500	0.0515		mg/L		103	57 - 149	3	30
Styrene	0.0500	0.0531		mg/L		106	70 - 130	2	30
Tetrachloroethene	0.0500	0.0570		mg/L		114	70 - 130	0	30
Toluene	0.0500	0.0531		mg/L		106	70 - 130	2	30
trans-1,2-Dichloroethene	0.0500	0.0541		mg/L		108	70 - 130	1	30
trans-1,3-Dichloropropene	0.0500	0.0550		mg/L		110	70 - 130	2	30
Chlorobromomethane	0.0500	0.0538		mg/L		108	70 - 130	2	30
Trichloroethene	0.0500	0.0537		mg/L		107	70 - 130	1	30
Trichlorofluoromethane	0.0500	0.0582		mg/L		116	63 - 142	0	30
Vinyl acetate	0.100	0.100		mg/L		100	67 - 135	2	30
Vinyl chloride	0.0500	0.0529		mg/L		106	66 - 129	1	30
Xylenes, Total	0.100	0.105		mg/L		105	70 - 130	2	30
1,2,4-Trimethylbenzene	0.0500	0.0534		mg/L		107	70 - 130	2	30
2-Chlorotoluene	0.0500	0.0525		mg/L		105	70 - 130	2	30
1,1-Dichloropropene	0.0500	0.0503		mg/L		101	70 - 130	1	20
o-Xylene	0.0500	0.0531		mg/L		106	70 - 130	3	30
Methyl tert-butyl ether	0.0500	0.0483		mg/L		97	70 - 130	0	30
4-Chlorotoluene	0.0500	0.0525		mg/L		105	70 - 130	0	30
Bromobenzene	0.0500	0.0512		mg/L		102	70 - 130	2	30
1,2,3-Trichlorobenzene	0.0500	0.0524		mg/L		105	61 - 141	1	30
Isopropylbenzene	0.0500	0.0585		mg/L		117	70 - 130	2	30
2,2-Dichloropropane	0.0500	0.0601		mg/L		120	70 - 130	3	20
N-Propylbenzene	0.0500	0.0550		mg/L		110	70 - 130	1	30
4-Isopropyltoluene	0.0500	0.0507		mg/L		101	70 - 130	0	30
1,3,5-Trimethylbenzene	0.0500	0.0537		mg/L		107	70 - 130	0	30
cis-1,2-Dichloroethene	0.0500	0.0534		mg/L		107	70 - 130	2	30
m-Xylene & p-Xylene	0.0500	0.0522		mg/L		104	70 - 130	0	30
1,3-Dichloropropane	0.0500	0.0515		mg/L		103	70 - 130	2	20
Dichlorodifluoromethane	0.0500	0.0532		mg/L		106	70 - 130	3	40
n-Butylbenzene	0.0500	0.0525		mg/L		105	70 - 130	1	30
sec-Butylbenzene	0.0500	0.0539		mg/L		108	70 - 130	0	30
tert-Butylbenzene	0.0500	0.0537		mg/L		107	70 - 130	1	30
1,2-Dichloroethene, Total	0.100	0.107		mg/L		107	70 - 130	1	20

Surrogate	*LCSD %Recovery*	*LCSD Qualifier*	*Limits*
1,2-Dichloroethane-d4 (Surr)	*110*		*60 - 124*
Dibromofluoromethane (Surr)	*117*		*70 - 130*

Method: 8260D - Volatile Organic Compounds by GC/MS (Continued)

Lab Sample ID: LCSD 680-869499/7
Matrix: Water
Analysis Batch: 869499

Client Sample ID: Lab Control Sample Dup
Prep Type: Total/NA

Surrogate	LCSD %Recovery	LCSD Qualifier	Limits
4-Bromofluorobenzene (Surr)	*94*		*70 - 130*
Toluene-d8 (Surr)	*108*		*70 - 130*

Lab Sample ID: MB 680-869506/8
Matrix: Water
Analysis Batch: 869506

Client Sample ID: Method Blank
Prep Type: Total/NA

Analyte	MB Result	MB Qualifier	RL	MDL	Unit	D	Prepared	Analyzed	Dil Fac
1,1,1,2-Tetrachloroethane	0.00036	U	0.0010	0.00036	mg/L			12/18/24 13:22	1
1,1,1-Trichloroethane	0.00021	U	0.0010	0.00021	mg/L			12/18/24 13:22	1
1,1,2,2-Tetrachloroethane	0.00040	U	0.0010	0.00040	mg/L			12/18/24 13:22	1
1,1,2-Trichloroethane	0.00032	U	0.0010	0.00032	mg/L			12/18/24 13:22	1
1,1-Dichloroethane	0.00033	U	0.0010	0.00033	mg/L			12/18/24 13:22	1
1,1-Dichloroethene	0.00033	U	0.0010	0.00033	mg/L			12/18/24 13:22	1
1,2,3-Trichloropropane	0.00048	U	0.0010	0.00048	mg/L			12/18/24 13:22	1
1,2,4-Trichlorobenzene	0.00053	U	0.0050	0.00053	mg/L			12/18/24 13:22	1
1,2-Dibromo-3-Chloropropane	0.0018	U	0.0050	0.0018	mg/L			12/18/24 13:22	1
1,2-Dichlorobenzene	0.00031	U	0.0010	0.00031	mg/L			12/18/24 13:22	1
1,2-Dichloroethane	0.00025	U	0.0010	0.00025	mg/L			12/18/24 13:22	1
1,4-Dioxane	0.092	U	0.10	0.092	mg/L			12/18/24 13:22	1
2-Chloro-1,3-butadiene	0.00071	U	0.0010	0.00071	mg/L			12/18/24 13:22	1
1,2-Dichloropropane	0.00022	U	0.0010	0.00022	mg/L			12/18/24 13:22	1
3-Chloro-1-propene	0.0011	U	0.0020	0.0011	mg/L			12/18/24 13:22	1
1,3-Dichlorobenzene	0.00031	U	0.0010	0.00031	mg/L			12/18/24 13:22	1
1,4-Dichlorobenzene	0.00031	U	0.0010	0.00031	mg/L			12/18/24 13:22	1
Acetonitrile	0.020	U	0.040	0.020	mg/L			12/18/24 13:22	1
2-Butanone (MEK)	0.0064	U	0.010	0.0064	mg/L			12/18/24 13:22	1
2-Hexanone	0.0032	U	0.010	0.0032	mg/L			12/18/24 13:22	1
Acetone	0.0037	U	0.010	0.0037	mg/L			12/18/24 13:22	1
Benzene	0.00027	U	0.0010	0.00027	mg/L			12/18/24 13:22	1
Bromoform	0.00059	U	0.0010	0.00059	mg/L			12/18/24 13:22	1
Bromomethane	0.0037	U	0.0050	0.0037	mg/L			12/18/24 13:22	1
Dichlorobromomethane	0.00025	U	0.0010	0.00025	mg/L			12/18/24 13:22	1
Carbon disulfide	0.00043	U	0.0020	0.00043	mg/L			12/18/24 13:22	1
Ethyl methacrylate	0.00033	U	0.0010	0.00033	mg/L			12/18/24 13:22	1
Carbon tetrachloride	0.00030	U	0.0010	0.00030	mg/L			12/18/24 13:22	1
Chlorobenzene	0.00015	U	0.0010	0.00015	mg/L			12/18/24 13:22	1
Ethylene Dibromide	0.00033	U	0.0010	0.00033	mg/L			12/18/24 13:22	1
Chloroethane	0.0046	U	0.0050	0.0046	mg/L			12/18/24 13:22	1
Chloroform	0.00027	U	0.0010	0.00027	mg/L			12/18/24 13:22	1
Iodomethane	0.0039	U	0.010	0.0039	mg/L			12/18/24 13:22	1
Chloromethane	0.00054	U	0.0010	0.00054	mg/L			12/18/24 13:22	1
Isobutyl alcohol	0.068	U	0.10	0.068	mg/L			12/18/24 13:22	1
Methacrylonitrile	0.0050	U	0.020	0.0050	mg/L			12/18/24 13:22	1
cis-1,3-Dichloropropene	0.00026	U	0.0010	0.00026	mg/L			12/18/24 13:22	1
Methyl methacrylate	0.00078	U	0.0020	0.00078	mg/L			12/18/24 13:22	1
Chlorodibromomethane	0.00039	U	0.0010	0.00039	mg/L			12/18/24 13:22	1
Dibromomethane	0.00034	U	0.0010	0.00034	mg/L			12/18/24 13:22	1

Method: 8260D - Volatile Organic Compounds by GC/MS (Continued)

Lab Sample ID: MB 680-869506/8
Matrix: Water
Analysis Batch: 869506

Client Sample ID: Method Blank
Prep Type: Total/NA

Analyte	MB Result	MB Qualifier	RL	MDL	Unit	D	Prepared	Analyzed	Dil Fac
Pentachloroethane	0.00050	U	0.0050	0.00050	mg/L			12/18/24 13:22	1
Propionitrile	0.0050	U	0.020	0.0050	mg/L			12/18/24 13:22	1
Ethylbenzene	0.00020	U	0.0010	0.00020	mg/L			12/18/24 13:22	1
Hexachlorobutadiene	0.00022	U	0.0050	0.00022	mg/L			12/18/24 13:22	1
4-Methyl-2-pentanone (MIBK)	0.0027	U	0.010	0.0027	mg/L			12/18/24 13:22	1
Methylene Chloride	0.0032	U	0.0050	0.0032	mg/L			12/18/24 13:22	1
trans-1,4-Dichloro-2-butene	0.0013	U	0.0020	0.0013	mg/L			12/18/24 13:22	1
Naphthalene	0.0024	U	0.0050	0.0024	mg/L			12/18/24 13:22	1
Styrene	0.00027	U	0.0010	0.00027	mg/L			12/18/24 13:22	1
Tetrachloroethene	0.00035	U	0.0010	0.00035	mg/L			12/18/24 13:22	1
Toluene	0.00025	U	0.0010	0.00025	mg/L			12/18/24 13:22	1
trans-1,2-Dichloroethene	0.00034	U	0.0010	0.00034	mg/L			12/18/24 13:22	1
trans-1,3-Dichloropropene	0.00023	U	0.0010	0.00023	mg/L			12/18/24 13:22	1
Chlorobromomethane	0.00034	U	0.0010	0.00034	mg/L			12/18/24 13:22	1
Trichloroethene	0.00020	U	0.0010	0.00020	mg/L			12/18/24 13:22	1
Trichlorofluoromethane	0.00033	U	0.0010	0.00033	mg/L			12/18/24 13:22	1
Vinyl acetate	0.00069	U	0.0020	0.00069	mg/L			12/18/24 13:22	1
Vinyl chloride	0.00040	U	0.0010	0.00040	mg/L			12/18/24 13:22	1
Xylenes, Total	0.00023	U	0.0010	0.00023	mg/L			12/18/24 13:22	1
1,2,4-Trimethylbenzene	0.00043	U	0.0010	0.00043	mg/L			12/18/24 13:22	1
2-Chlorotoluene	0.00025	U	0.0010	0.00025	mg/L			12/18/24 13:22	1
1,1-Dichloropropene	0.00028	U	0.0010	0.00028	mg/L			12/18/24 13:22	1
o-Xylene	0.00026	U	0.0010	0.00026	mg/L			12/18/24 13:22	1
Methyl tert-butyl ether	0.00081	U	0.0050	0.00081	mg/L			12/18/24 13:22	1
4-Chlorotoluene	0.00041	U	0.0010	0.00041	mg/L			12/18/24 13:22	1
Bromobenzene	0.00024	U	0.0010	0.00024	mg/L			12/18/24 13:22	1
1,2,3-Trichlorobenzene	0.00081	U	0.0050	0.00081	mg/L			12/18/24 13:22	1
Isopropylbenzene	0.00026	U	0.0010	0.00026	mg/L			12/18/24 13:22	1
2,2-Dichloropropane	0.00035	U	0.0010	0.00035	mg/L			12/18/24 13:22	1
N-Propylbenzene	0.00041	U	0.0010	0.00041	mg/L			12/18/24 13:22	1
4-Isopropyltoluene	0.00044	U	0.0010	0.00044	mg/L			12/18/24 13:22	1
1,3,5-Trimethylbenzene	0.00028	U	0.0010	0.00028	mg/L			12/18/24 13:22	1
cis-1,2-Dichloroethene	0.00025	U	0.0010	0.00025	mg/L			12/18/24 13:22	1
m-Xylene & p-Xylene	0.00049	U	0.0010	0.00049	mg/L			12/18/24 13:22	1
1,3-Dichloropropane	0.00036	U	0.0010	0.00036	mg/L			12/18/24 13:22	1
Dichlorodifluoromethane	0.00036	U	0.0010	0.00036	mg/L			12/18/24 13:22	1
n-Butylbenzene	0.00052	U	0.0010	0.00052	mg/L			12/18/24 13:22	1
sec-Butylbenzene	0.00053	U	0.0010	0.00053	mg/L			12/18/24 13:22	1
tert-Butylbenzene	0.00043	U	0.0010	0.00043	mg/L			12/18/24 13:22	1
1,2-Dichloroethene, Total	0.00037	U	0.0020	0.00037	mg/L			12/18/24 13:22	1

Surrogate	*MB %Recovery*	*MB Qualifier*	*Limits*	*Prepared*	*Analyzed*	*Dil Fac*
1,2-Dichloroethane-d4 (Surr)	*99*		*60 - 124*		*12/18/24 13:22*	*1*
Dibromofluoromethane (Surr)	*96*		*70 - 130*		*12/18/24 13:22*	*1*
4-Bromofluorobenzene (Surr)	*103*		*70 - 130*		*12/18/24 13:22*	*1*
Toluene-d8 (Surr)	*93*		*70 - 130*		*12/18/24 13:22*	*1*

Method: 8260D - Volatile Organic Compounds by GC/MS (Continued)

Lab Sample ID: LCS 680-869506/4
Matrix: Water
Analysis Batch: 869506

Client Sample ID: Lab Control Sample
Prep Type: Total/NA

Analyte	Spike Added	LCS Result	LCS Qualifier	Unit	D	%Rec	%Rec Limits
1,1,1,2-Tetrachloroethane	0.0500	0.0512		mg/L		102	70 - 130
1,1,1-Trichloroethane	0.0500	0.0528		mg/L		106	70 - 130
1,1,2,2-Tetrachloroethane	0.0500	0.0563		mg/L		113	70 - 130
1,1,2-Trichloroethane	0.0500	0.0519		mg/L		104	70 - 130
1,1-Dichloroethane	0.0500	0.0469		mg/L		94	70 - 130
1,1-Dichloroethene	0.0500	0.0450		mg/L		90	70 - 130
1,2,3-Trichloropropane	0.0500	0.0604		mg/L		121	70 - 130
1,2,4-Trichlorobenzene	0.0500	0.0543		mg/L		109	70 - 130
1,2-Dibromo-3-Chloropropane	0.0500	0.0629		mg/L		126	70 - 130
1,2-Dichlorobenzene	0.0500	0.0508		mg/L		102	70 - 130
1,2-Dichloroethane	0.0500	0.0514		mg/L		103	70 - 130
1,2-Dichloropropane	0.0500	0.0506		mg/L		101	70 - 130
1,3-Dichlorobenzene	0.0500	0.0507		mg/L		101	70 - 130
1,4-Dichlorobenzene	0.0500	0.0495		mg/L		99	70 - 130
2-Butanone (MEK)	0.250	0.296		mg/L		118	69 - 120
2-Hexanone	0.250	0.293		mg/L		117	70 - 130
Acetone	0.250	0.232		mg/L		93	67 - 120
Benzene	0.0500	0.0497		mg/L		99	70 - 130
Bromoform	0.0500	0.0567		mg/L		113	69 - 129
Bromomethane	0.0500	0.0450		mg/L		90	28 - 192
Dichlorobromomethane	0.0500	0.0495		mg/L		99	70 - 130
Carbon disulfide	0.0500	0.0429		mg/L		86	70 - 130
Carbon tetrachloride	0.0500	0.0569		mg/L		114	70 - 130
Chlorobenzene	0.0500	0.0496		mg/L		99	70 - 130
Ethylene Dibromide	0.0500	0.0499		mg/L		100	70 - 130
Chloroethane	0.0500	0.0257		mg/L		51	31 - 213
Chloroform	0.0500	0.0511		mg/L		102	70 - 130
Chloromethane	0.0500	0.0333		mg/L		67	59 - 127
cis-1,3-Dichloropropene	0.0500	0.0498		mg/L		100	70 - 130
Chlorodibromomethane	0.0500	0.0504		mg/L		101	70 - 130
Dibromomethane	0.0500	0.0492		mg/L		98	70 - 130
Ethylbenzene	0.0500	0.0508		mg/L		102	70 - 130
Hexachlorobutadiene	0.0500	0.0493		mg/L		99	70 - 130
4-Methyl-2-pentanone (MIBK)	0.250	0.264		mg/L		106	68 - 120
Methylene Chloride	0.0500	0.0458		mg/L		92	70 - 130
Naphthalene	0.0500	0.0589		mg/L		118	57 - 149
Styrene	0.0500	0.0493		mg/L		99	70 - 130
Tetrachloroethene	0.0500	0.0523		mg/L		105	70 - 130
Toluene	0.0500	0.0462		mg/L		92	70 - 130
trans-1,2-Dichloroethene	0.0500	0.0521		mg/L		104	70 - 130
trans-1,3-Dichloropropene	0.0500	0.0483		mg/L		97	70 - 130
Chlorobromomethane	0.0500	0.0452		mg/L		90	70 - 130
Trichloroethene	0.0500	0.0561		mg/L		112	70 - 130
Trichlorofluoromethane	0.0500	0.0496		mg/L		99	63 - 142
Vinyl acetate	0.100	0.113		mg/L		113	67 - 135
Vinyl chloride	0.0500	0.0390		mg/L		78	66 - 129
Xylenes, Total	0.100	0.0989		mg/L		99	70 - 130
1,2,4-Trimethylbenzene	0.0500	0.0491		mg/L		98	70 - 130

Method: 8260D - Volatile Organic Compounds by GC/MS (Continued)

Lab Sample ID: LCS 680-869506/4
Matrix: Water
Analysis Batch: 869506

Client Sample ID: Lab Control Sample
Prep Type: Total/NA

Analyte	Spike Added	LCS Result	LCS Qualifier	Unit	D	%Rec	%Rec Limits
2-Chlorotoluene	0.0500	0.0488		mg/L		98	70 - 130
1,1-Dichloropropene	0.0500	0.0559		mg/L		112	70 - 130
o-Xylene	0.0500	0.0499		mg/L		100	70 - 130
4-Chlorotoluene	0.0500	0.0482		mg/L		96	70 - 130
Bromobenzene	0.0500	0.0519		mg/L		104	70 - 130
1,2,3-Trichlorobenzene	0.0500	0.0494		mg/L		99	61 - 141
Isopropylbenzene	0.0500	0.0505		mg/L		101	70 - 130
2,2-Dichloropropane	0.0500	0.0559		mg/L		112	70 - 130
N-Propylbenzene	0.0500	0.0491		mg/L		98	70 - 130
4-Isopropyltoluene	0.0500	0.0492		mg/L		98	70 - 130
1,3,5-Trimethylbenzene	0.0500	0.0490		mg/L		98	70 - 130
cis-1,2-Dichloroethene	0.0500	0.0485		mg/L		97	70 - 130
m-Xylene & p-Xylene	0.0500	0.0490		mg/L		98	70 - 130
1,3-Dichloropropane	0.0500	0.0503		mg/L		101	70 - 130
Dichlorodifluoromethane	0.0500	0.0390		mg/L		78	70 - 130
n-Butylbenzene	0.0500	0.0504		mg/L		101	70 - 130
sec-Butylbenzene	0.0500	0.0487		mg/L		97	70 - 130
tert-Butylbenzene	0.0500	0.0487		mg/L		97	70 - 130
1,2-Dichloroethene, Total	0.100	0.101		mg/L		101	70 - 130

Surrogate	*LCS %Recovery*	*LCS Qualifier*	*Limits*
1,2-Dichloroethane-d4 (Surr)	*101*		*60 - 124*
Dibromofluoromethane (Surr)	*99*		*70 - 130*
4-Bromofluorobenzene (Surr)	*96*		*70 - 130*
Toluene-d8 (Surr)	*93*		*70 - 130*

Lab Sample ID: LCSD 680-869506/5
Matrix: Water
Analysis Batch: 869506

Client Sample ID: Lab Control Sample Dup
Prep Type: Total/NA

Analyte	Spike Added	LCSD Result	LCSD Qualifier	Unit	D	%Rec	%Rec Limits	RPD	RPD Limit
1,1,1,2-Tetrachloroethane	0.0500	0.0516		mg/L		103	70 - 130	1	30
1,1,1-Trichloroethane	0.0500	0.0522		mg/L		104	70 - 130	1	30
1,1,2,2-Tetrachloroethane	0.0500	0.0576		mg/L		115	70 - 130	2	30
1,1,2-Trichloroethane	0.0500	0.0533		mg/L		107	70 - 130	3	30
1,1-Dichloroethane	0.0500	0.0473		mg/L		95	70 - 130	1	30
1,1-Dichloroethene	0.0500	0.0450		mg/L		90	70 - 130	0	20
1,2,3-Trichloropropane	0.0500	0.0618		mg/L		124	70 - 130	2	30
1,2,4-Trichlorobenzene	0.0500	0.0553		mg/L		111	70 - 130	2	30
1,2-Dichlorobenzene	0.0500	0.0509		mg/L		102	70 - 130	0	30
1,2-Dichloroethane	0.0500	0.0522		mg/L		104	70 - 130	1	50
1,2-Dichloropropane	0.0500	0.0514		mg/L		103	70 - 130	2	20
1,3-Dichlorobenzene	0.0500	0.0507		mg/L		101	70 - 130	0	30
1,4-Dichlorobenzene	0.0500	0.0497		mg/L		99	70 - 130	0	30
2-Hexanone	0.250	0.312		mg/L		125	70 - 130	6	20
Acetone	0.250	0.254		mg/L		102	67 - 120	9	30
Benzene	0.0500	0.0495		mg/L		99	70 - 130	1	30
Bromoform	0.0500	0.0588		mg/L		118	69 - 129	4	30

Method: 8260D - Volatile Organic Compounds by GC/MS (Continued)

Lab Sample ID: LCSD 680-869506/5
Matrix: Water
Analysis Batch: 869506

Client Sample ID: Lab Control Sample Dup
Prep Type: Total/NA

Analyte	Spike Added	LCSD Result	LCSD Qualifier	Unit	D	%Rec	%Rec Limits	RPD	RPD Limit
Bromomethane	0.0500	0.0446		mg/L		89	28 - 192	1	30
Dichlorobromomethane	0.0500	0.0500		mg/L		100	70 - 130	1	30
Carbon disulfide	0.0500	0.0429		mg/L		86	70 - 130	0	30
Carbon tetrachloride	0.0500	0.0566		mg/L		113	70 - 130	0	30
Chlorobenzene	0.0500	0.0498		mg/L		100	70 - 130	0	30
Ethylene Dibromide	0.0500	0.0519		mg/L		104	70 - 130	4	30
Chloroethane	0.0500	0.0268		mg/L		54	31 - 213	4	30
Chloroform	0.0500	0.0509		mg/L		102	70 - 130	1	30
Chloromethane	0.0500	0.0331		mg/L		66	59 - 127	1	30
cis-1,3-Dichloropropene	0.0500	0.0506		mg/L		101	70 - 130	2	20
Chlorodibromomethane	0.0500	0.0519		mg/L		104	70 - 130	3	30
Dibromomethane	0.0500	0.0510		mg/L		102	70 - 130	4	30
Ethylbenzene	0.0500	0.0501		mg/L		100	70 - 130	1	20
Hexachlorobutadiene	0.0500	0.0495		mg/L		99	70 - 130	0	20
4-Methyl-2-pentanone (MIBK)	0.250	0.277		mg/L		111	68 - 120	5	30
Methylene Chloride	0.0500	0.0470		mg/L		94	70 - 130	3	30
Naphthalene	0.0500	0.0609		mg/L		122	57 - 149	3	30
Styrene	0.0500	0.0492		mg/L		98	70 - 130	0	30
Tetrachloroethene	0.0500	0.0523		mg/L		105	70 - 130	0	30
Toluene	0.0500	0.0464		mg/L		93	70 - 130	0	30
trans-1,2-Dichloroethene	0.0500	0.0520		mg/L		104	70 - 130	0	30
trans-1,3-Dichloropropene	0.0500	0.0497		mg/L		99	70 - 130	3	30
Chlorobromomethane	0.0500	0.0469		mg/L		94	70 - 130	4	30
Trichloroethene	0.0500	0.0557		mg/L		111	70 - 130	1	30
Trichlorofluoromethane	0.0500	0.0497		mg/L		99	63 - 142	0	30
Vinyl acetate	0.100	0.117		mg/L		117	67 - 135	3	30
Vinyl chloride	0.0500	0.0388		mg/L		78	66 - 129	1	30
Xylenes, Total	0.100	0.0980		mg/L		98	70 - 130	1	30
1,2,4-Trimethylbenzene	0.0500	0.0493		mg/L		99	70 - 130	0	30
2-Chlorotoluene	0.0500	0.0484		mg/L		97	70 - 130	1	30
1,1-Dichloropropene	0.0500	0.0551		mg/L		110	70 - 130	1	20
o-Xylene	0.0500	0.0493		mg/L		99	70 - 130	1	30
4-Chlorotoluene	0.0500	0.0483		mg/L		97	70 - 130	0	30
Bromobenzene	0.0500	0.0521		mg/L		104	70 - 130	0	30
1,2,3-Trichlorobenzene	0.0500	0.0502		mg/L		100	61 - 141	2	30
Isopropylbenzene	0.0500	0.0495		mg/L		99	70 - 130	2	30
2,2-Dichloropropane	0.0500	0.0552		mg/L		110	70 - 130	1	20
N-Propylbenzene	0.0500	0.0480		mg/L		96	70 - 130	2	30
4-Isopropyltoluene	0.0500	0.0488		mg/L		98	70 - 130	1	30
1,3,5-Trimethylbenzene	0.0500	0.0484		mg/L		97	70 - 130	1	30
cis-1,2-Dichloroethene	0.0500	0.0488		mg/L		98	70 - 130	1	30
m-Xylene & p-Xylene	0.0500	0.0487		mg/L		97	70 - 130	1	30
1,3-Dichloropropane	0.0500	0.0520		mg/L		104	70 - 130	3	20
Dichlorodifluoromethane	0.0500	0.0380		mg/L		76	70 - 130	2	40
n-Butylbenzene	0.0500	0.0496		mg/L		99	70 - 130	2	30
sec-Butylbenzene	0.0500	0.0481		mg/L		96	70 - 130	1	30
tert-Butylbenzene	0.0500	0.0481		mg/L		96	70 - 130	1	30
1,2-Dichloroethene, Total	0.100	0.101		mg/L		101	70 - 130	0	20

Method: 8260D - Volatile Organic Compounds by GC/MS (Continued)

Lab Sample ID: LCSD 680-869506/5
Matrix: Water
Analysis Batch: 869506

Client Sample ID: Lab Control Sample Dup
Prep Type: Total/NA

Surrogate	LCSD %Recovery	LCSD Qualifier	Limits
1,2-Dichloroethane-d4 (Surr)	*103*		*60 - 124*
Dibromofluoromethane (Surr)	*101*		*70 - 130*
4-Bromofluorobenzene (Surr)	*95*		*70 - 130*
Toluene-d8 (Surr)	*93*		*70 - 130*

Lab Sample ID: MB 680-869674/9
Matrix: Water
Analysis Batch: 869674

Client Sample ID: Method Blank
Prep Type: Total/NA

Analyte	MB Result	MB Qualifier	RL	MDL	Unit	D	Prepared	Analyzed	Dil Fac
1,1,1,2-Tetrachloroethane	0.00036	U	0.0010	0.00036	mg/L			12/19/24 11:06	1
1,1,1-Trichloroethane	0.00021	U	0.0010	0.00021	mg/L			12/19/24 11:06	1
1,1,2,2-Tetrachloroethane	0.00040	U	0.0010	0.00040	mg/L			12/19/24 11:06	1
1,1,2-Trichloroethane	0.00032	U	0.0010	0.00032	mg/L			12/19/24 11:06	1
1,1-Dichloroethane	0.00033	U	0.0010	0.00033	mg/L			12/19/24 11:06	1
1,1-Dichloroethene	0.00033	U	0.0010	0.00033	mg/L			12/19/24 11:06	1
1,2,3-Trichloropropane	0.00048	U	0.0010	0.00048	mg/L			12/19/24 11:06	1
1,2-Dibromo-3-Chloropropane	0.0018	U	0.0050	0.0018	mg/L			12/19/24 11:06	1
1,2-Dichlorobenzene	0.00031	U	0.0010	0.00031	mg/L			12/19/24 11:06	1
1,2-Dichloroethane	0.00025	U	0.0010	0.00025	mg/L			12/19/24 11:06	1
1,4-Dioxane	0.092	U	0.10	0.092	mg/L			12/19/24 11:06	1
2-Chloro-1,3-butadiene	0.00071	U	0.0010	0.00071	mg/L			12/19/24 11:06	1
1,2-Dichloropropane	0.00022	U	0.0010	0.00022	mg/L			12/19/24 11:06	1
3-Chloro-1-propene	0.0011	U	0.0020	0.0011	mg/L			12/19/24 11:06	1
Acetonitrile	0.020	U	0.040	0.020	mg/L			12/19/24 11:06	1
2-Butanone (MEK)	0.0064	U	0.010	0.0064	mg/L			12/19/24 11:06	1
2-Hexanone	0.0032	U	0.010	0.0032	mg/L			12/19/24 11:06	1
Acetone	0.0037	U	0.010	0.0037	mg/L			12/19/24 11:06	1
Benzene	0.00027	U	0.0010	0.00027	mg/L			12/19/24 11:06	1
Bromoform	0.00059	U	0.0010	0.00059	mg/L			12/19/24 11:06	1
Bromomethane	0.0037	U	0.0050	0.0037	mg/L			12/19/24 11:06	1
Dichlorobromomethane	0.00025	U	0.0010	0.00025	mg/L			12/19/24 11:06	1
Carbon disulfide	0.00043	U	0.0020	0.00043	mg/L			12/19/24 11:06	1
Ethyl methacrylate	0.00033	U	0.0010	0.00033	mg/L			12/19/24 11:06	1
Carbon tetrachloride	0.00030	U	0.0010	0.00030	mg/L			12/19/24 11:06	1
Chlorobenzene	0.00015	U	0.0010	0.00015	mg/L			12/19/24 11:06	1
Ethylene Dibromide	0.00033	U	0.0010	0.00033	mg/L			12/19/24 11:06	1
Chloroethane	0.0046	U	0.0050	0.0046	mg/L			12/19/24 11:06	1
Chloroform	0.00027	U	0.0010	0.00027	mg/L			12/19/24 11:06	1
Iodomethane	0.0039	U	0.010	0.0039	mg/L			12/19/24 11:06	1
Chloromethane	0.00054	U	0.0010	0.00054	mg/L			12/19/24 11:06	1
Isobutyl alcohol	0.068	U	0.10	0.068	mg/L			12/19/24 11:06	1
Methacrylonitrile	0.0050	U	0.020	0.0050	mg/L			12/19/24 11:06	1
cis-1,3-Dichloropropene	0.00026	U	0.0010	0.00026	mg/L			12/19/24 11:06	1
Methyl methacrylate	0.00078	U	0.0020	0.00078	mg/L			12/19/24 11:06	1
Chlorodibromomethane	0.00039	U	0.0010	0.00039	mg/L			12/19/24 11:06	1
Dibromomethane	0.00034	U	0.0010	0.00034	mg/L			12/19/24 11:06	1
Pentachloroethane	0.00050	U	0.0050	0.00050	mg/L			12/19/24 11:06	1

Method: 8260D - Volatile Organic Compounds by GC/MS (Continued)

Lab Sample ID: MB 680-869674/9
Matrix: Water
Analysis Batch: 869674

Client Sample ID: Method Blank
Prep Type: Total/NA

Analyte	MB Result	MB Qualifier	RL	MDL	Unit	D	Prepared	Analyzed	Dil Fac
Propionitrile	0.0050	U	0.020	0.0050	mg/L			12/19/24 11:06	1
4-Methyl-2-pentanone (MIBK)	0.0027	U	0.010	0.0027	mg/L			12/19/24 11:06	1
Methylene Chloride	0.0032	U	0.0050	0.0032	mg/L			12/19/24 11:06	1
trans-1,4-Dichloro-2-butene	0.0013	U	0.0020	0.0013	mg/L			12/19/24 11:06	1
Naphthalene	0.0024	U	0.0050	0.0024	mg/L			12/19/24 11:06	1
Toluene	0.00025	U	0.0010	0.00025	mg/L			12/19/24 11:06	1
trans-1,2-Dichloroethene	0.00034	U	0.0010	0.00034	mg/L			12/19/24 11:06	1
trans-1,3-Dichloropropene	0.00023	U	0.0010	0.00023	mg/L			12/19/24 11:06	1
Chlorobromomethane	0.00034	U	0.0010	0.00034	mg/L			12/19/24 11:06	1
Trichloroethene	0.00020	U	0.0010	0.00020	mg/L			12/19/24 11:06	1
Trichlorofluoromethane	0.00033	U	0.0010	0.00033	mg/L			12/19/24 11:06	1
Vinyl acetate	0.00069	U	0.0020	0.00069	mg/L			12/19/24 11:06	1
Vinyl chloride	0.00040	U	0.0010	0.00040	mg/L			12/19/24 11:06	1
Xylenes, Total	0.00023	U	0.0010	0.00023	mg/L			12/19/24 11:06	1
1,2,4-Trimethylbenzene	0.00043	U	0.0010	0.00043	mg/L			12/19/24 11:06	1
2-Chlorotoluene	0.00025	U	0.0010	0.00025	mg/L			12/19/24 11:06	1
o-Xylene	0.00026	U	0.0010	0.00026	mg/L			12/19/24 11:06	1
Methyl tert-butyl ether	0.00081	U	0.0050	0.00081	mg/L			12/19/24 11:06	1
Bromobenzene	0.00024	U	0.0010	0.00024	mg/L			12/19/24 11:06	1
Isopropylbenzene	0.00026	U	0.0010	0.00026	mg/L			12/19/24 11:06	1
2,2-Dichloropropane	0.00035	U	0.0010	0.00035	mg/L			12/19/24 11:06	1
cis-1,2-Dichloroethene	0.00025	U	0.0010	0.00025	mg/L			12/19/24 11:06	1
m-Xylene & p-Xylene	0.00049	U	0.0010	0.00049	mg/L			12/19/24 11:06	1
1,3-Dichloropropane	0.00036	U	0.0010	0.00036	mg/L			12/19/24 11:06	1
Dichlorodifluoromethane	0.00036	U	0.0010	0.00036	mg/L			12/19/24 11:06	1
n-Butylbenzene	0.00108		0.0010	0.00052	mg/L			12/19/24 11:06	1
sec-Butylbenzene	0.000648	J	0.0010	0.00053	mg/L			12/19/24 11:06	1
tert-Butylbenzene	0.00043	U	0.0010	0.00043	mg/L			12/19/24 11:06	1
1,2-Dichloroethene, Total	0.00037	U	0.0020	0.00037	mg/L			12/19/24 11:06	1

Surrogate	*MB %Recovery*	*MB Qualifier*	*Limits*	*Prepared*	*Analyzed*	*Dil Fac*
1,2-Dichloroethane-d4 (Surr)	*105*		*60 - 124*		*12/19/24 11:06*	*1*
Dibromofluoromethane (Surr)	*110*		*70 - 130*		*12/19/24 11:06*	*1*
4-Bromofluorobenzene (Surr)	*99*		*70 - 130*		*12/19/24 11:06*	*1*
Toluene-d8 (Surr)	*96*		*70 - 130*		*12/19/24 11:06*	*1*

Lab Sample ID: LCS 680-869674/5
Matrix: Water
Analysis Batch: 869674

Client Sample ID: Lab Control Sample
Prep Type: Total/NA

Analyte	Spike Added	LCS Result	LCS Qualifier	Unit	D	%Rec	%Rec Limits
1,1,1,2-Tetrachloroethane	0.0500	0.0503		mg/L		101	70 - 130
1,1,1-Trichloroethane	0.0500	0.0529		mg/L		106	70 - 130
1,1,2,2-Tetrachloroethane	0.0500	0.0526		mg/L		105	70 - 130
1,1,2-Trichloroethane	0.0500	0.0509		mg/L		102	70 - 130
1,1-Dichloroethane	0.0500	0.0548		mg/L		110	70 - 130
1,1-Dichloroethene	0.0500	0.0559		mg/L		112	70 - 130
1,2,3-Trichloropropane	0.0500	0.0537		mg/L		107	70 - 130

Method: 8260D - Volatile Organic Compounds by GC/MS (Continued)

Lab Sample ID: LCS 680-869674/5
Matrix: Water
Analysis Batch: 869674

Client Sample ID: Lab Control Sample
Prep Type: Total/NA

Analyte	Spike Added	LCS Result	LCS Qualifier	Unit	D	%Rec	%Rec Limits
1,2,4-Trichlorobenzene	0.0500	0.0451		mg/L		90	70 - 130
1,2-Dibromo-3-Chloropropane	0.0500	0.0530		mg/L		106	70 - 130
1,2-Dichlorobenzene	0.0500	0.0505		mg/L		101	70 - 130
1,2-Dichloroethane	0.0500	0.0521		mg/L		104	70 - 130
1,2-Dichloropropane	0.0500	0.0511		mg/L		102	70 - 130
1,3-Dichlorobenzene	0.0500	0.0508		mg/L		102	70 - 130
1,4-Dichlorobenzene	0.0500	0.0497		mg/L		99	70 - 130
2-Butanone (MEK)	0.250	0.273		mg/L		109	69 - 120
2-Hexanone	0.250	0.271		mg/L		108	70 - 130
Acetone	0.250	0.278		mg/L		111	67 - 120
Benzene	0.0500	0.0524		mg/L		105	70 - 130
Bromoform	0.0500	0.0480		mg/L		96	69 - 129
Bromomethane	0.0500	0.0504		mg/L		101	28 - 192
Dichlorobromomethane	0.0500	0.0506		mg/L		101	70 - 130
Carbon disulfide	0.0500	0.0638		mg/L		128	70 - 130
Carbon tetrachloride	0.0500	0.0518		mg/L		104	70 - 130
Chlorobenzene	0.0500	0.0505		mg/L		101	70 - 130
Ethylene Dibromide	0.0500	0.0513		mg/L		103	70 - 130
Chloroethane	0.0500	0.0630		mg/L		126	31 - 213
Chloroform	0.0500	0.0514		mg/L		103	70 - 130
Chloromethane	0.0500	0.0469		mg/L		94	59 - 127
cis-1,3-Dichloropropene	0.0500	0.0563		mg/L		113	70 - 130
Chlorodibromomethane	0.0500	0.0487		mg/L		97	70 - 130
Dibromomethane	0.0500	0.0506		mg/L		101	70 - 130
Ethylbenzene	0.0500	0.0510		mg/L		102	70 - 130
Hexachlorobutadiene	0.0500	0.0496		mg/L		99	70 - 130
4-Methyl-2-pentanone (MIBK)	0.250	0.274		mg/L		110	68 - 120
Methylene Chloride	0.0500	0.0530		mg/L		106	70 - 130
Naphthalene	0.0500	0.0480		mg/L		96	57 - 149
Styrene	0.0500	0.0493		mg/L		99	70 - 130
Tetrachloroethene	0.0500	0.0525		mg/L		105	70 - 130
Toluene	0.0500	0.0523		mg/L		105	70 - 130
trans-1,2-Dichloroethene	0.0500	0.0562		mg/L		112	70 - 130
trans-1,3-Dichloropropene	0.0500	0.0493		mg/L		99	70 - 130
Chlorobromomethane	0.0500	0.0528		mg/L		106	70 - 130
Trichloroethene	0.0500	0.0534		mg/L		107	70 - 130
Trichlorofluoromethane	0.0500	0.0477		mg/L		95	63 - 142
Vinyl acetate	0.100	0.0877		mg/L		88	67 - 135
Vinyl chloride	0.0500	0.0551		mg/L		110	66 - 129
Xylenes, Total	0.100	0.101		mg/L		101	70 - 130
1,2,4-Trimethylbenzene	0.0500	0.0531		mg/L		106	70 - 130
2-Chlorotoluene	0.0500	0.0522		mg/L		104	70 - 130
1,1-Dichloropropene	0.0500	0.0550		mg/L		110	70 - 130
o-Xylene	0.0500	0.0511		mg/L		102	70 - 130
Methyl tert-butyl ether	0.0500	0.0536		mg/L		107	70 - 130
4-Chlorotoluene	0.0500	0.0522		mg/L		104	70 - 130
Bromobenzene	0.0500	0.0509		mg/L		102	70 - 130
1,2,3-Trichlorobenzene	0.0500	0.0444		mg/L		89	61 - 141
Isopropylbenzene	0.0500	0.0468		mg/L		94	70 - 130

Method: 8260D - Volatile Organic Compounds by GC/MS (Continued)

Lab Sample ID: LCS 680-869674/5
Matrix: Water
Analysis Batch: 869674

Client Sample ID: Lab Control Sample
Prep Type: Total/NA

Analyte	Spike Added	LCS Result	LCS Qualifier	Unit	D	%Rec	%Rec Limits
2,2-Dichloropropane	0.0500	0.0643		mg/L		129	70 - 130
N-Propylbenzene	0.0500	0.0520		mg/L		104	70 - 130
4-Isopropyltoluene	0.0500	0.0537		mg/L		107	70 - 130
1,3,5-Trimethylbenzene	0.0500	0.0521		mg/L		104	70 - 130
cis-1,2-Dichloroethene	0.0500	0.0579		mg/L		116	70 - 130
m-Xylene & p-Xylene	0.0500	0.0503		mg/L		101	70 - 130
1,3-Dichloropropane	0.0500	0.0506		mg/L		101	70 - 130
Dichlorodifluoromethane	0.0500	0.0500		mg/L		100	70 - 130
n-Butylbenzene	0.0500	0.0525		mg/L		105	70 - 130
sec-Butylbenzene	0.0500	0.0540		mg/L		108	70 - 130
tert-Butylbenzene	0.0500	0.0530		mg/L		106	70 - 130
1,2-Dichloroethene, Total	0.100	0.114		mg/L		114	70 - 130

Surrogate	*LCS %Recovery*	*LCS Qualifier*	*Limits*
1,2-Dichloroethane-d4 (Surr)	*92*		*60 - 124*
Dibromofluoromethane (Surr)	*99*		*70 - 130*
4-Bromofluorobenzene (Surr)	*97*		*70 - 130*
Toluene-d8 (Surr)	*98*		*70 - 130*

Lab Sample ID: LCSD 680-869674/6
Matrix: Water
Analysis Batch: 869674

Client Sample ID: Lab Control Sample Dup
Prep Type: Total/NA

Analyte	Spike Added	LCSD Result	LCSD Qualifier	Unit	D	%Rec	%Rec Limits	RPD	RPD Limit
1,1,1,2-Tetrachloroethane	0.0500	0.0505		mg/L		101	70 - 130	0	30
1,1,1-Trichloroethane	0.0500	0.0522		mg/L		104	70 - 130	1	30
1,1,2,2-Tetrachloroethane	0.0500	0.0534		mg/L		107	70 - 130	1	30
1,1,2-Trichloroethane	0.0500	0.0536		mg/L		107	70 - 130	5	30
1,1-Dichloroethane	0.0500	0.0549		mg/L		110	70 - 130	0	30
1,1-Dichloroethene	0.0500	0.0555		mg/L		111	70 - 130	1	20
1,2,3-Trichloropropane	0.0500	0.0535		mg/L		107	70 - 130	0	30
1,2,4-Trichlorobenzene	0.0500	0.0451		mg/L		90	70 - 130	0	30
1,2-Dibromo-3-Chloropropane	0.0500	0.0542		mg/L		108	70 - 130	2	30
1,2-Dichlorobenzene	0.0500	0.0504		mg/L		101	70 - 130	0	30
1,2-Dichloroethane	0.0500	0.0516		mg/L		103	70 - 130	1	50
1,2-Dichloropropane	0.0500	0.0525		mg/L		105	70 - 130	3	20
1,3-Dichlorobenzene	0.0500	0.0504		mg/L		101	70 - 130	1	30
1,4-Dichlorobenzene	0.0500	0.0494		mg/L		99	70 - 130	1	30
2-Butanone (MEK)	0.250	0.292		mg/L		117	69 - 120	7	30
2-Hexanone	0.250	0.283		mg/L		113	70 - 130	5	20
Acetone	0.250	0.293		mg/L		117	67 - 120	5	30
Benzene	0.0500	0.0522		mg/L		104	70 - 130	0	30
Bromoform	0.0500	0.0485		mg/L		97	69 - 129	1	30
Bromomethane	0.0500	0.0514		mg/L		103	28 - 192	2	30
Dichlorobromomethane	0.0500	0.0520		mg/L		104	70 - 130	3	30
Carbon disulfide	0.0500	0.0636		mg/L		127	70 - 130	0	30
Carbon tetrachloride	0.0500	0.0510		mg/L		102	70 - 130	2	30
Chlorobenzene	0.0500	0.0509		mg/L		102	70 - 130	1	30

Method: 8260D - Volatile Organic Compounds by GC/MS (Continued)

Lab Sample ID: LCSD 680-869674/6
Matrix: Water
Analysis Batch: 869674

Client Sample ID: Lab Control Sample Dup
Prep Type: Total/NA

Analyte			Spike Added	LCSD Result	LCSD Qualifier	Unit	D	%Rec	%Rec Limits	RPD	RPD Limit
Ethylene Dibromide			0.0500	0.0541		mg/L		108	70 - 130	5	30
Chloroethane			0.0500	0.0500		mg/L		100	31 - 213	23	30
Chloroform			0.0500	0.0509		mg/L		102	70 - 130	1	30
Chloromethane			0.0500	0.0470		mg/L		94	59 - 127	0	30
cis-1,3-Dichloropropene			0.0500	0.0579		mg/L		116	70 - 130	3	20
Chlorodibromomethane			0.0500	0.0508		mg/L		102	70 - 130	4	30
Dibromomethane			0.0500	0.0527		mg/L		105	70 - 130	4	30
Ethylbenzene			0.0500	0.0504		mg/L		101	70 - 130	1	20
Hexachlorobutadiene			0.0500	0.0489		mg/L		98	70 - 130	1	20
4-Methyl-2-pentanone (MIBK)			0.250	0.286		mg/L		114	68 - 120	4	30
Methylene Chloride			0.0500	0.0536		mg/L		107	70 - 130	1	30
Naphthalene			0.0500	0.0493		mg/L		99	57 - 149	3	30
Styrene			0.0500	0.0492		mg/L		98	70 - 130	0	30
Tetrachloroethene			0.0500	0.0525		mg/L		105	70 - 130	0	30
Toluene			0.0500	0.0525		mg/L		105	70 - 130	0	30
trans-1,2-Dichloroethene			0.0500	0.0557		mg/L		111	70 - 130	1	30
trans-1,3-Dichloropropene			0.0500	0.0512		mg/L		102	70 - 130	4	30
Chlorobromomethane			0.0500	0.0545		mg/L		109	70 - 130	3	30
Trichloroethene			0.0500	0.0535		mg/L		107	70 - 130	0	30
Trichlorofluoromethane			0.0500	0.0466		mg/L		93	63 - 142	2	30
Vinyl acetate			0.100	0.0912		mg/L		91	67 - 135	4	30
Vinyl chloride			0.0500	0.0570		mg/L		114	66 - 129	3	30
Xylenes, Total			0.100	0.102		mg/L		102	70 - 130	0	30
1,2,4-Trimethylbenzene			0.0500	0.0524		mg/L		105	70 - 130	1	30
2-Chlorotoluene			0.0500	0.0518		mg/L		104	70 - 130	1	30
1,1-Dichloropropene			0.0500	0.0533		mg/L		107	70 - 130	3	20
o-Xylene			0.0500	0.0512		mg/L		102	70 - 130	0	30
Methyl tert-butyl ether			0.0500	0.0557		mg/L		111	70 - 130	4	30
4-Chlorotoluene			0.0500	0.0514		mg/L		103	70 - 130	2	30
Bromobenzene			0.0500	0.0507		mg/L		101	70 - 130	0	30
1,2,3-Trichlorobenzene			0.0500	0.0449		mg/L		90	61 - 141	1	30
Isopropylbenzene			0.0500	0.0465		mg/L		93	70 - 130	1	30
2,2-Dichloropropane			0.0500	0.0626		mg/L		125	70 - 130	3	20
N-Propylbenzene			0.0500	0.0509		mg/L		102	70 - 130	2	30
4-Isopropyltoluene			0.0500	0.0527		mg/L		105	70 - 130	2	30
1,3,5-Trimethylbenzene			0.0500	0.0515		mg/L		103	70 - 130	1	30
cis-1,2-Dichloroethene			0.0500	0.0578		mg/L		116	70 - 130	0	30
m-Xylene & p-Xylene			0.0500	0.0507		mg/L		101	70 - 130	1	30
1,3-Dichloropropane			0.0500	0.0528		mg/L		106	70 - 130	4	20
Dichlorodifluoromethane			0.0500	0.0498		mg/L		100	70 - 130	0	40
n-Butylbenzene			0.0500	0.0514		mg/L		103	70 - 130	2	30
sec-Butylbenzene			0.0500	0.0528		mg/L		106	70 - 130	2	30
tert-Butylbenzene			0.0500	0.0521		mg/L		104	70 - 130	2	30
1,2-Dichloroethene, Total			0.100	0.113		mg/L		113	70 - 130	1	20

Surrogate	*LCSD %Recovery*	*LCSD Qualifier*	*Limits*
1,2-Dichloroethane-d4 (Surr)	*101*		*60 - 124*
Dibromofluoromethane (Surr)	*101*		*70 - 130*

Method: 8260D - Volatile Organic Compounds by GC/MS (Continued)

Lab Sample ID: LCSD 680-869674/6
Matrix: Water
Analysis Batch: 869674

Client Sample ID: Lab Control Sample Dup
Prep Type: Total/NA

Surrogate	LCSD %Recovery	LCSD Qualifier	Limits
4-Bromofluorobenzene (Surr)	*96*		*70 - 130*
Toluene-d8 (Surr)	*97*		*70 - 130*

Lab Sample ID: MB 680-869691/8
Matrix: Water
Analysis Batch: 869691

Client Sample ID: Method Blank
Prep Type: Total/NA

Analyte	MB Result	MB Qualifier	RL	MDL	Unit	D	Prepared	Analyzed	Dil Fac
1,1,1,2-Tetrachloroethane	0.00036	U	0.0010	0.00036	mg/L			12/19/24 11:07	1
1,1,1-Trichloroethane	0.00021	U	0.0010	0.00021	mg/L			12/19/24 11:07	1
1,1,2,2-Tetrachloroethane	0.00040	U	0.0010	0.00040	mg/L			12/19/24 11:07	1
1,1,2-Trichloroethane	0.00032	U	0.0010	0.00032	mg/L			12/19/24 11:07	1
1,1-Dichloroethane	0.00033	U	0.0010	0.00033	mg/L			12/19/24 11:07	1
1,1-Dichloroethene	0.00033	U	0.0010	0.00033	mg/L			12/19/24 11:07	1
1,2,3-Trichloropropane	0.00048	U	0.0010	0.00048	mg/L			12/19/24 11:07	1
1,2,4-Trichlorobenzene	0.00053	U	0.0050	0.00053	mg/L			12/19/24 11:07	1
1,2-Dibromo-3-Chloropropane	0.0018	U	0.0050	0.0018	mg/L			12/19/24 11:07	1
1,2-Dichlorobenzene	0.00031	U	0.0010	0.00031	mg/L			12/19/24 11:07	1
1,2-Dichloroethane	0.00025	U	0.0010	0.00025	mg/L			12/19/24 11:07	1
1,2-Dichloropropane	0.00022	U	0.0010	0.00022	mg/L			12/19/24 11:07	1
1,3-Dichlorobenzene	0.00031	U	0.0010	0.00031	mg/L			12/19/24 11:07	1
1,4-Dichlorobenzene	0.00031	U	0.0010	0.00031	mg/L			12/19/24 11:07	1
2-Butanone (MEK)	0.0064	U	0.010	0.0064	mg/L			12/19/24 11:07	1
2-Hexanone	0.0032	U	0.010	0.0032	mg/L			12/19/24 11:07	1
Acetone	0.0037	U	0.010	0.0037	mg/L			12/19/24 11:07	1
Benzene	0.00027	U	0.0010	0.00027	mg/L			12/19/24 11:07	1
Bromoform	0.00059	U	0.0010	0.00059	mg/L			12/19/24 11:07	1
Bromomethane	0.0037	U	0.0050	0.0037	mg/L			12/19/24 11:07	1
Dichlorobromomethane	0.00025	U	0.0010	0.00025	mg/L			12/19/24 11:07	1
Carbon disulfide	0.00043	U	0.0020	0.00043	mg/L			12/19/24 11:07	1
Carbon tetrachloride	0.00030	U	0.0010	0.00030	mg/L			12/19/24 11:07	1
Chlorobenzene	0.00015	U	0.0010	0.00015	mg/L			12/19/24 11:07	1
Ethylene Dibromide	0.00033	U	0.0010	0.00033	mg/L			12/19/24 11:07	1
Chloroethane	0.0046	U	0.0050	0.0046	mg/L			12/19/24 11:07	1
Chloroform	0.00027	U	0.0010	0.00027	mg/L			12/19/24 11:07	1
Chloromethane	0.00054	U	0.0010	0.00054	mg/L			12/19/24 11:07	1
cis-1,3-Dichloropropene	0.00026	U	0.0010	0.00026	mg/L			12/19/24 11:07	1
Chlorodibromomethane	0.00039	U	0.0010	0.00039	mg/L			12/19/24 11:07	1
Dibromomethane	0.00034	U	0.0010	0.00034	mg/L			12/19/24 11:07	1
Ethylbenzene	0.00020	U	0.0010	0.00020	mg/L			12/19/24 11:07	1
Hexachlorobutadiene	0.00022	U	0.0050	0.00022	mg/L			12/19/24 11:07	1
4-Methyl-2-pentanone (MIBK)	0.0027	U	0.010	0.0027	mg/L			12/19/24 11:07	1
Methylene Chloride	0.0032	U	0.0050	0.0032	mg/L			12/19/24 11:07	1
Naphthalene	0.0024	U	0.0050	0.0024	mg/L			12/19/24 11:07	1
Styrene	0.00027	U	0.0010	0.00027	mg/L			12/19/24 11:07	1
Tetrachloroethene	0.00035	U	0.0010	0.00035	mg/L			12/19/24 11:07	1
Toluene	0.00025	U	0.0010	0.00025	mg/L			12/19/24 11:07	1
trans-1,2-Dichloroethene	0.00034	U	0.0010	0.00034	mg/L			12/19/24 11:07	1

Method: 8260D - Volatile Organic Compounds by GC/MS (Continued)

Lab Sample ID: MB 680-869691/8
Matrix: Water
Analysis Batch: 869691

Client Sample ID: Method Blank
Prep Type: Total/NA

Analyte	MB Result	MB Qualifier	RL	MDL	Unit	D	Prepared	Analyzed	Dil Fac
trans-1,3-Dichloropropene	0.00023	U	0.0010	0.00023	mg/L			12/19/24 11:07	1
Chlorobromomethane	0.00034	U	0.0010	0.00034	mg/L			12/19/24 11:07	1
Trichloroethene	0.00020	U	0.0010	0.00020	mg/L			12/19/24 11:07	1
Trichlorofluoromethane	0.00033	U	0.0010	0.00033	mg/L			12/19/24 11:07	1
Vinyl acetate	0.00069	U	0.0020	0.00069	mg/L			12/19/24 11:07	1
Vinyl chloride	0.00040	U	0.0010	0.00040	mg/L			12/19/24 11:07	1
Xylenes, Total	0.00023	U	0.0010	0.00023	mg/L			12/19/24 11:07	1
1,2,4-Trimethylbenzene	0.00043	U	0.0010	0.00043	mg/L			12/19/24 11:07	1
2-Chlorotoluene	0.00025	U	0.0010	0.00025	mg/L			12/19/24 11:07	1
1,1-Dichloropropene	0.00028	U	0.0010	0.00028	mg/L			12/19/24 11:07	1
o-Xylene	0.00026	U	0.0010	0.00026	mg/L			12/19/24 11:07	1
Methyl tert-butyl ether	0.00081	U	0.0050	0.00081	mg/L			12/19/24 11:07	1
4-Chlorotoluene	0.00041	U	0.0010	0.00041	mg/L			12/19/24 11:07	1
Bromobenzene	0.00024	U	0.0010	0.00024	mg/L			12/19/24 11:07	1
1,2,3-Trichlorobenzene	0.00081	U	0.0050	0.00081	mg/L			12/19/24 11:07	1
Isopropylbenzene	0.00026	U	0.0010	0.00026	mg/L			12/19/24 11:07	1
2,2-Dichloropropane	0.00035	U	0.0010	0.00035	mg/L			12/19/24 11:07	1
N-Propylbenzene	0.00041	U	0.0010	0.00041	mg/L			12/19/24 11:07	1
4-Isopropyltoluene	0.00044	U	0.0010	0.00044	mg/L			12/19/24 11:07	1
1,3,5-Trimethylbenzene	0.00028	U	0.0010	0.00028	mg/L			12/19/24 11:07	1
cis-1,2-Dichloroethene	0.00025	U	0.0010	0.00025	mg/L			12/19/24 11:07	1
m-Xylene & p-Xylene	0.00049	U	0.0010	0.00049	mg/L			12/19/24 11:07	1
1,3-Dichloropropane	0.00036	U	0.0010	0.00036	mg/L			12/19/24 11:07	1
Dichlorodifluoromethane	0.00036	U	0.0010	0.00036	mg/L			12/19/24 11:07	1
n-Butylbenzene	0.00052	U	0.0010	0.00052	mg/L			12/19/24 11:07	1
sec-Butylbenzene	0.00053	U	0.0010	0.00053	mg/L			12/19/24 11:07	1
tert-Butylbenzene	0.00043	U	0.0010	0.00043	mg/L			12/19/24 11:07	1
1,2-Dichloroethene, Total	0.00037	U	0.0020	0.00037	mg/L			12/19/24 11:07	1

Surrogate	*MB %Recovery*	*MB Qualifier*	*Limits*	*Prepared*	*Analyzed*	*Dil Fac*
1,2-Dichloroethane-d4 (Surr)	*101*		*60 - 124*		*12/19/24 11:07*	*1*
Dibromofluoromethane (Surr)	*97*		*70 - 130*		*12/19/24 11:07*	*1*
4-Bromofluorobenzene (Surr)	*105*		*70 - 130*		*12/19/24 11:07*	*1*
Toluene-d8 (Surr)	*93*		*70 - 130*		*12/19/24 11:07*	*1*

Lab Sample ID: LCS 680-869691/4
Matrix: Water
Analysis Batch: 869691

Client Sample ID: Lab Control Sample
Prep Type: Total/NA

Analyte	Spike Added	LCS Result	LCS Qualifier	Unit	D	%Rec	%Rec Limits
1,1,1,2-Tetrachloroethane	0.0500	0.0503		mg/L		101	70 - 130
1,1,1-Trichloroethane	0.0500	0.0512		mg/L		102	70 - 130
1,1,2,2-Tetrachloroethane	0.0500	0.0551		mg/L		110	70 - 130
1,1,2-Trichloroethane	0.0500	0.0511		mg/L		102	70 - 130
1,1-Dichloroethane	0.0500	0.0461		mg/L		92	70 - 130
1,1-Dichloroethene	0.0500	0.0451		mg/L		90	70 - 130
1,2,3-Trichloropropane	0.0500	0.0585		mg/L		117	70 - 130
1,2,4-Trichlorobenzene	0.0500	0.0529		mg/L		106	70 - 130

Method: 8260D - Volatile Organic Compounds by GC/MS (Continued)

Lab Sample ID: LCS 680-869691/4
Matrix: Water
Analysis Batch: 869691

Client Sample ID: Lab Control Sample
Prep Type: Total/NA

Analyte	Spike Added	LCS Result	LCS Qualifier	Unit	D	%Rec	%Rec Limits
1,2-Dibromo-3-Chloropropane	0.0500	0.0621		mg/L		124	70 - 130
1,2-Dichlorobenzene	0.0500	0.0496		mg/L		99	70 - 130
1,2-Dichloroethane	0.0500	0.0487		mg/L		97	70 - 130
1,2-Dichloropropane	0.0500	0.0492		mg/L		98	70 - 130
1,3-Dichlorobenzene	0.0500	0.0501		mg/L		100	70 - 130
1,4-Dichlorobenzene	0.0500	0.0490		mg/L		98	70 - 130
2-Butanone (MEK)	0.250	0.277		mg/L		111	69 - 120
2-Hexanone	0.250	0.277		mg/L		111	70 - 130
Acetone	0.250	0.216		mg/L		87	67 - 120
Benzene	0.0500	0.0482		mg/L		96	70 - 130
Bromoform	0.0500	0.0564		mg/L		113	69 - 129
Bromomethane	0.0500	0.0457		mg/L		91	28 - 192
Dichlorobromomethane	0.0500	0.0480		mg/L		96	70 - 130
Carbon disulfide	0.0500	0.0425		mg/L		85	70 - 130
Carbon tetrachloride	0.0500	0.0560		mg/L		112	70 - 130
Chlorobenzene	0.0500	0.0494		mg/L		99	70 - 130
Ethylene Dibromide	0.0500	0.0495		mg/L		99	70 - 130
Chloroethane	0.0500	0.0309		mg/L		62	31 - 213
Chloroform	0.0500	0.0491		mg/L		98	70 - 130
Chloromethane	0.0500	0.0355		mg/L		71	59 - 127
cis-1,3-Dichloropropene	0.0500	0.0487		mg/L		97	70 - 130
Chlorodibromomethane	0.0500	0.0496		mg/L		99	70 - 130
Dibromomethane	0.0500	0.0478		mg/L		96	70 - 130
Ethylbenzene	0.0500	0.0501		mg/L		100	70 - 130
Hexachlorobutadiene	0.0500	0.0484		mg/L		97	70 - 130
4-Methyl-2-pentanone (MIBK)	0.250	0.250		mg/L		100	68 - 120
Methylene Chloride	0.0500	0.0447		mg/L		89	70 - 130
Naphthalene	0.0500	0.0582		mg/L		116	57 - 149
Styrene	0.0500	0.0490		mg/L		98	70 - 130
Tetrachloroethene	0.0500	0.0520		mg/L		104	70 - 130
Toluene	0.0500	0.0452		mg/L		90	70 - 130
trans-1,2-Dichloroethene	0.0500	0.0500		mg/L		100	70 - 130
trans-1,3-Dichloropropene	0.0500	0.0473		mg/L		95	70 - 130
Chlorobromomethane	0.0500	0.0455		mg/L		91	70 - 130
Trichloroethene	0.0500	0.0543		mg/L		109	70 - 130
Trichlorofluoromethane	0.0500	0.0522		mg/L		104	63 - 142
Vinyl acetate	0.100	0.105		mg/L		105	67 - 135
Vinyl chloride	0.0500	0.0413		mg/L		83	66 - 129
Xylenes, Total	0.100	0.0975		mg/L		98	70 - 130
1,2,4-Trimethylbenzene	0.0500	0.0494		mg/L		99	70 - 130
2-Chlorotoluene	0.0500	0.0475		mg/L		95	70 - 130
1,1-Dichloropropene	0.0500	0.0535		mg/L		107	70 - 130
o-Xylene	0.0500	0.0491		mg/L		98	70 - 130
Methyl tert-butyl ether	0.0500	0.0641		mg/L		128	70 - 130
4-Chlorotoluene	0.0500	0.0484		mg/L		97	70 - 130
Bromobenzene	0.0500	0.0515		mg/L		103	70 - 130
1,2,3-Trichlorobenzene	0.0500	0.0486		mg/L		97	61 - 141
Isopropylbenzene	0.0500	0.0493		mg/L		99	70 - 130
2,2-Dichloropropane	0.0500	0.0533		mg/L		107	70 - 130

Method: 8260D - Volatile Organic Compounds by GC/MS (Continued)

Lab Sample ID: LCS 680-869691/4
Matrix: Water
Analysis Batch: 869691

Client Sample ID: Lab Control Sample
Prep Type: Total/NA

Analyte	Spike Added	LCS Result	LCS Qualifier	Unit	D	%Rec	%Rec Limits
N-Propylbenzene	0.0500	0.0483		mg/L		97	70 - 130
4-Isopropyltoluene	0.0500	0.0477		mg/L		95	70 - 130
1,3,5-Trimethylbenzene	0.0500	0.0497		mg/L		99	70 - 130
cis-1,2-Dichloroethene	0.0500	0.0474		mg/L		95	70 - 130
m-Xylene & p-Xylene	0.0500	0.0484		mg/L		97	70 - 130
1,3-Dichloropropane	0.0500	0.0486		mg/L		97	70 - 130
Dichlorodifluoromethane	0.0500	0.0431		mg/L		86	70 - 130
n-Butylbenzene	0.0500	0.0484		mg/L		97	70 - 130
sec-Butylbenzene	0.0500	0.0484		mg/L		97	70 - 130
tert-Butylbenzene	0.0500	0.0485		mg/L		97	70 - 130
1,2-Dichloroethene, Total	0.100	0.0974		mg/L		97	70 - 130

Surrogate	*LCS %Recovery*	*LCS Qualifier*	*Limits*
1,2-Dichloroethane-d4 (Surr)	*96*		*60 - 124*
Dibromofluoromethane (Surr)	*96*		*70 - 130*
4-Bromofluorobenzene (Surr)	*91*		*70 - 130*
Toluene-d8 (Surr)	*90*		*70 - 130*

Lab Sample ID: LCSD 680-869691/5
Matrix: Water
Analysis Batch: 869691

Client Sample ID: Lab Control Sample Dup
Prep Type: Total/NA

Analyte	Spike Added	LCSD Result	LCSD Qualifier	Unit	D	%Rec	%Rec Limits	RPD	RPD Limit
1,1,1,2-Tetrachloroethane	0.0500	0.0506		mg/L		101	70 - 130	1	30
1,1,1-Trichloroethane	0.0500	0.0507		mg/L		101	70 - 130	1	30
1,1,2,2-Tetrachloroethane	0.0500	0.0565		mg/L		113	70 - 130	3	30
1,1,2-Trichloroethane	0.0500	0.0532		mg/L		106	70 - 130	4	30
1,1-Dichloroethane	0.0500	0.0466		mg/L		93	70 - 130	1	30
1,1-Dichloroethene	0.0500	0.0445		mg/L		89	70 - 130	1	20
1,2,3-Trichloropropane	0.0500	0.0608		mg/L		122	70 - 130	4	30
1,2,4-Trichlorobenzene	0.0500	0.0540		mg/L		108	70 - 130	2	30
1,2-Dichlorobenzene	0.0500	0.0504		mg/L		101	70 - 130	1	30
1,2-Dichloroethane	0.0500	0.0504		mg/L		101	70 - 130	3	50
1,2-Dichloropropane	0.0500	0.0505		mg/L		101	70 - 130	3	20
1,3-Dichlorobenzene	0.0500	0.0506		mg/L		101	70 - 130	1	30
1,4-Dichlorobenzene	0.0500	0.0497		mg/L		99	70 - 130	2	30
2-Butanone (MEK)	0.250	0.295		mg/L		118	69 - 120	6	30
2-Hexanone	0.250	0.296		mg/L		118	70 - 130	7	20
Acetone	0.250	0.234		mg/L		94	67 - 120	8	30
Benzene	0.0500	0.0479		mg/L		96	70 - 130	1	30
Bromoform	0.0500	0.0583		mg/L		117	69 - 129	3	30
Bromomethane	0.0500	0.0466		mg/L		93	28 - 192	2	30
Dichlorobromomethane	0.0500	0.0489		mg/L		98	70 - 130	2	30
Carbon disulfide	0.0500	0.0416		mg/L		83	70 - 130	2	30
Carbon tetrachloride	0.0500	0.0551		mg/L		110	70 - 130	1	30
Chlorobenzene	0.0500	0.0495		mg/L		99	70 - 130	0	30
Ethylene Dibromide	0.0500	0.0525		mg/L		105	70 - 130	6	30
Chloroethane	0.0500	0.0330		mg/L		66	31 - 213	6	30

Method: 8260D - Volatile Organic Compounds by GC/MS (Continued)

Lab Sample ID: LCSD 680-869691/5
Matrix: Water
Analysis Batch: 869691

Client Sample ID: Lab Control Sample Dup
Prep Type: Total/NA

Analyte			Spike Added	LCSD Result	LCSD Qualifier	Unit	D	%Rec	%Rec Limits	RPD	RPD Limit
Chloroform			0.0500	0.0497		mg/L		99	70 - 130	1	30
Chloromethane			0.0500	0.0355		mg/L		71	59 - 127	0	30
cis-1,3-Dichloropropene			0.0500	0.0499		mg/L		100	70 - 130	2	20
Chlorodibromomethane			0.0500	0.0514		mg/L		103	70 - 130	4	30
Dibromomethane			0.0500	0.0502		mg/L		100	70 - 130	5	30
Ethylbenzene			0.0500	0.0496		mg/L		99	70 - 130	1	20
Hexachlorobutadiene			0.0500	0.0484		mg/L		97	70 - 130	0	20
4-Methyl-2-pentanone (MIBK)			0.250	0.263		mg/L		105	68 - 120	5	30
Methylene Chloride			0.0500	0.0459		mg/L		92	70 - 130	3	30
Naphthalene			0.0500	0.0590		mg/L		118	57 - 149	1	30
Styrene			0.0500	0.0488		mg/L		98	70 - 130	0	30
Tetrachloroethene			0.0500	0.0521		mg/L		104	70 - 130	0	30
Toluene			0.0500	0.0452		mg/L		90	70 - 130	0	30
trans-1,2-Dichloroethene			0.0500	0.0495		mg/L		99	70 - 130	1	30
trans-1,3-Dichloropropene			0.0500	0.0488		mg/L		98	70 - 130	3	30
Chlorobromomethane			0.0500	0.0465		mg/L		93	70 - 130	2	30
Trichloroethene			0.0500	0.0544		mg/L		109	70 - 130	0	30
Trichlorofluoromethane			0.0500	0.0516		mg/L		103	63 - 142	1	30
Vinyl acetate			0.100	0.109		mg/L		109	67 - 135	4	30
Vinyl chloride			0.0500	0.0412		mg/L		82	66 - 129	0	30
Xylenes, Total			0.100	0.0970		mg/L		97	70 - 130	1	30
1,2,4-Trimethylbenzene			0.0500	0.0494		mg/L		99	70 - 130	0	30
2-Chlorotoluene			0.0500	0.0473		mg/L		95	70 - 130	0	30
1,1-Dichloropropene			0.0500	0.0533		mg/L		107	70 - 130	0	20
o-Xylene			0.0500	0.0489		mg/L		98	70 - 130	0	30
4-Chlorotoluene			0.0500	0.0478		mg/L		96	70 - 130	1	30
Bromobenzene			0.0500	0.0519		mg/L		104	70 - 130	1	30
1,2,3-Trichlorobenzene			0.0500	0.0495		mg/L		99	61 - 141	2	30
Isopropylbenzene			0.0500	0.0486		mg/L		97	70 - 130	2	30
2,2-Dichloropropane			0.0500	0.0522		mg/L		104	70 - 130	2	20
N-Propylbenzene			0.0500	0.0476		mg/L		95	70 - 130	1	30
4-Isopropyltoluene			0.0500	0.0472		mg/L		94	70 - 130	1	30
1,3,5-Trimethylbenzene			0.0500	0.0493		mg/L		99	70 - 130	1	30
cis-1,2-Dichloroethene			0.0500	0.0479		mg/L		96	70 - 130	1	30
m-Xylene & p-Xylene			0.0500	0.0481		mg/L		96	70 - 130	1	30
1,3-Dichloropropane			0.0500	0.0506		mg/L		101	70 - 130	4	20
Dichlorodifluoromethane			0.0500	0.0425		mg/L		85	70 - 130	1	40
n-Butylbenzene			0.0500	0.0481		mg/L		96	70 - 130	1	30
sec-Butylbenzene			0.0500	0.0477		mg/L		95	70 - 130	1	30
tert-Butylbenzene			0.0500	0.0481		mg/L		96	70 - 130	1	30
1,2-Dichloroethene, Total			0.100	0.0973		mg/L		97	70 - 130	0	20

Surrogate	*LCSD %Recovery*	*LCSD Qualifier*	*Limits*
1,2-Dichloroethane-d4 (Surr)	*99*		*60 - 124*
Dibromofluoromethane (Surr)	*99*		*70 - 130*
4-Bromofluorobenzene (Surr)	*92*		*70 - 130*
Toluene-d8 (Surr)	*92*		*70 - 130*

Method: 8270D - Semivolatile Organic Compounds (GC/MS)

Lab Sample ID: MB 680-869165/1-A
Matrix: Water
Analysis Batch: 869350

Client Sample ID: Method Blank
Prep Type: Total/NA
Prep Batch: 869165

Analyte	MB Result	MB Qualifier	RL	MDL	Unit	D	Prepared	Analyzed	Dil Fac
4-Nitroaniline	0.0030	U	0.050	0.0030	mg/L		12/16/24 12:00	12/17/24 15:35	1
4-Nitrophenol	0.0081	U	0.050	0.0081	mg/L		12/16/24 12:00	12/17/24 15:35	1
Benzyl alcohol	0.0026	U	0.010	0.0026	mg/L		12/16/24 12:00	12/17/24 15:35	1
4-Bromophenyl phenyl ether	0.0047	U	0.010	0.0047	mg/L		12/16/24 12:00	12/17/24 15:35	1
2,4-Dimethylphenol	0.0030	U	0.010	0.0030	mg/L		12/16/24 12:00	12/17/24 15:35	1
4-Chloroaniline	0.0010	U	0.020	0.0010	mg/L		12/16/24 12:00	12/17/24 15:35	1
bis (2-chloroisopropyl) ether	0.0031	U	0.010	0.0031	mg/L		12/16/24 12:00	12/17/24 15:35	1
Phenol	0.0015	U	0.010	0.0015	mg/L		12/16/24 12:00	12/17/24 15:35	1
Bis(2-chloroethyl)ether	0.0036	U	0.010	0.0036	mg/L		12/16/24 12:00	12/17/24 15:35	1
Bis(2-chloroethoxy)methane	0.0018	U	0.010	0.0018	mg/L		12/16/24 12:00	12/17/24 15:35	1
Bis(2-ethylhexyl) phthalate	0.0030	U	0.010	0.0030	mg/L		12/16/24 12:00	12/17/24 15:35	1
Di-n-octyl phthalate	0.0028	U	0.010	0.0028	mg/L		12/16/24 12:00	12/17/24 15:35	1
Hexachlorobenzene	0.0016	U	0.010	0.0016	mg/L		12/16/24 12:00	12/17/24 15:35	1
Anthracene	0.0036	U	0.010	0.0036	mg/L		12/16/24 12:00	12/17/24 15:35	1
2,4-Dichlorophenol	0.0037	U	0.010	0.0037	mg/L		12/16/24 12:00	12/17/24 15:35	1
2,4-Dinitrotoluene	0.0023	U	0.010	0.0023	mg/L		12/16/24 12:00	12/17/24 15:35	1
Pyrene	0.0037	U	0.010	0.0037	mg/L		12/16/24 12:00	12/17/24 15:35	1
Dibenzofuran	0.0019	U	0.010	0.0019	mg/L		12/16/24 12:00	12/17/24 15:35	1
Benzo[g,h,i]perylene	0.0030	U	0.010	0.0030	mg/L		12/16/24 12:00	12/17/24 15:35	1
Indeno[1,2,3-cd]pyrene	0.0043	U	0.010	0.0043	mg/L		12/16/24 12:00	12/17/24 15:35	1
Benzo[b]fluoranthene	0.0031	U	0.010	0.0031	mg/L		12/16/24 12:00	12/17/24 15:35	1
Fluoranthene	0.0016	U	0.010	0.0016	mg/L		12/16/24 12:00	12/17/24 15:35	1
Benzo[k]fluoranthene	0.0029	U	0.010	0.0029	mg/L		12/16/24 12:00	12/17/24 15:35	1
Acenaphthylene	0.0036	U	0.010	0.0036	mg/L		12/16/24 12:00	12/17/24 15:35	1
Chrysene	0.0038	U	0.010	0.0038	mg/L		12/16/24 12:00	12/17/24 15:35	1
Benzo[a]pyrene	0.0028	U	0.010	0.0028	mg/L		12/16/24 12:00	12/17/24 15:35	1
2,4-Dinitrophenol	0.016	U	0.050	0.016	mg/L		12/16/24 12:00	12/17/24 15:35	1
4,6-Dinitro-2-methylphenol	0.0053	U	0.050	0.0053	mg/L		12/16/24 12:00	12/17/24 15:35	1
Dibenz(a,h)anthracene	0.0030	U	0.010	0.0030	mg/L		12/16/24 12:00	12/17/24 15:35	1
Benzo[a]anthracene	0.0042	U	0.010	0.0042	mg/L		12/16/24 12:00	12/17/24 15:35	1
2,3,4,6-Tetrachlorophenol	0.0043	U	0.010	0.0043	mg/L		12/16/24 12:00	12/17/24 15:35	1
4-Chloro-3-methylphenol	0.0025	U	0.010	0.0025	mg/L		12/16/24 12:00	12/17/24 15:35	1
2,6-Dinitrotoluene	0.0028	U	0.010	0.0028	mg/L		12/16/24 12:00	12/17/24 15:35	1
N-Nitrosodi-n-propylamine	0.0024	U	0.010	0.0024	mg/L		12/16/24 12:00	12/17/24 15:35	1
N-Nitrosodimethylamine	0.0021	U	0.010	0.0021	mg/L		12/16/24 12:00	12/17/24 15:35	1
Hexachloroethane	0.0036	U	0.010	0.0036	mg/L		12/16/24 12:00	12/17/24 15:35	1
4-Chlorophenyl phenyl ether	0.0053	U	0.010	0.0053	mg/L		12/16/24 12:00	12/17/24 15:35	1
Hexachlorocyclopentadiene	0.0035	U	0.010	0.0035	mg/L		12/16/24 12:00	12/17/24 15:35	1
Isophorone	0.0020	U	0.010	0.0020	mg/L		12/16/24 12:00	12/17/24 15:35	1
Acenaphthene	0.0044	U	0.010	0.0044	mg/L		12/16/24 12:00	12/17/24 15:35	1
Diethyl phthalate	0.0022	U	0.010	0.0022	mg/L		12/16/24 12:00	12/17/24 15:35	1
Di-n-butyl phthalate	0.0023	U	0.010	0.0023	mg/L		12/16/24 12:00	12/17/24 15:35	1
Phenanthrene	0.0043	U	0.010	0.0043	mg/L		12/16/24 12:00	12/17/24 15:35	1
Butyl benzyl phthalate	0.0028	U	0.010	0.0028	mg/L		12/16/24 12:00	12/17/24 15:35	1
N-Nitrosodiphenylamine	0.0029	U	0.010	0.0029	mg/L		12/16/24 12:00	12/17/24 15:35	1
Fluorene	0.0034	U	0.010	0.0034	mg/L		12/16/24 12:00	12/17/24 15:35	1
2,4,6-Trichlorophenol	0.0022	U	0.010	0.0022	mg/L		12/16/24 12:00	12/17/24 15:35	1
2-Nitroaniline	0.0029	U	0.050	0.0029	mg/L		12/16/24 12:00	12/17/24 15:35	1

Method: 8270D - Semivolatile Organic Compounds (GC/MS) (Continued)

Lab Sample ID: MB 680-869165/1-A
Matrix: Water
Analysis Batch: 869350

Client Sample ID: Method Blank
Prep Type: Total/NA
Prep Batch: 869165

Analyte	MB Result	MB Qualifier	RL	MDL	Unit	D	Prepared	Analyzed	Dil Fac
2-Nitrophenol	0.0039	U	0.010	0.0039	mg/L		12/16/24 12:00	12/17/24 15:35	1
2-Chloronaphthalene	0.0048	U	0.010	0.0048	mg/L		12/16/24 12:00	12/17/24 15:35	1
3,3'-Dichlorobenzidine	0.010	U	0.060	0.010	mg/L		12/16/24 12:00	12/17/24 15:35	1
2-Methylphenol	0.0018	U	0.010	0.0018	mg/L		12/16/24 12:00	12/17/24 15:35	1
2-Chlorophenol	0.0032	U	0.010	0.0032	mg/L		12/16/24 12:00	12/17/24 15:35	1
1,2,4,5-Tetrachlorobenzene	0.0045	U	0.010	0.0045	mg/L		12/16/24 12:00	12/17/24 15:35	1
2,4,5-Trichlorophenol	0.0033	U	0.010	0.0033	mg/L		12/16/24 12:00	12/17/24 15:35	1
Acetophenone	0.0022	U	0.010	0.0022	mg/L		12/16/24 12:00	12/17/24 15:35	1
Nitrobenzene	0.0035	U	0.010	0.0035	mg/L		12/16/24 12:00	12/17/24 15:35	1
3-Nitroaniline	0.0030	U	0.050	0.0030	mg/L		12/16/24 12:00	12/17/24 15:35	1
3 & 4 Methylphenol	0.0014	U	0.010	0.0014	mg/L		12/16/24 12:00	12/17/24 15:35	1

Surrogate	*MB %Recovery*	*MB Qualifier*	*Limits*	*Prepared*	*Analyzed*	*Dil Fac*
2,4,6-Tribromophenol (Surr)	*72*		*30 - 130*	*12/16/24 12:00*	*12/17/24 15:35*	*1*
2-Fluorobiphenyl (Surr)	*56*		*25 - 130*	*12/16/24 12:00*	*12/17/24 15:35*	*1*
2-Fluorophenol (Surr)	*31*		*10 - 130*	*12/16/24 12:00*	*12/17/24 15:35*	*1*
Terphenyl-d14 (Surr)	*76*		*35 - 131*	*12/16/24 12:00*	*12/17/24 15:35*	*1*
Phenol-d5 (Surr)	*19*		*10 - 130*	*12/16/24 12:00*	*12/17/24 15:35*	*1*
Nitrobenzene-d5 (Surr)	*51*		*30 - 130*	*12/16/24 12:00*	*12/17/24 15:35*	*1*

Lab Sample ID: LCS 680-869165/2-A
Matrix: Water
Analysis Batch: 869350

Client Sample ID: Lab Control Sample
Prep Type: Total/NA
Prep Batch: 869165

Analyte	Spike Added	LCS Result	LCS Qualifier	Unit	D	%Rec	%Rec Limits
4-Nitroaniline	0.200	0.165		mg/L		83	49 - 130
4-Nitrophenol	0.400	0.146		mg/L		36	13 - 130
Benzyl alcohol	0.200	0.131		mg/L		66	29 - 130
4-Bromophenyl phenyl ether	0.200	0.151		mg/L		75	47 - 130
2,4-Dimethylphenol	0.200	0.147		mg/L		74	37 - 130
4-Chloroaniline	0.200	0.147		mg/L		74	42 - 130
bis (2-chloroisopropyl) ether	0.200	0.126		mg/L		63	26 - 130
Phenol	0.200	0.0737		mg/L		37	14 - 130
Bis(2-chloroethyl)ether	0.200	0.138		mg/L		69	32 - 130
Bis(2-chloroethoxy)methane	0.200	0.143		mg/L		71	47 - 130
Bis(2-ethylhexyl) phthalate	0.200	0.159		mg/L		79	45 - 130
Di-n-octyl phthalate	0.200	0.168		mg/L		84	42 - 130
Hexachlorobenzene	0.200	0.159		mg/L		79	43 - 130
Anthracene	0.200	0.156		mg/L		78	49 - 130
2,4-Dichlorophenol	0.200	0.147		mg/L		74	44 - 130
2,4-Dinitrotoluene	0.200	0.165		mg/L		82	52 - 130
Pyrene	0.200	0.158		mg/L		79	52 - 130
Dibenzofuran	0.200	0.156		mg/L		78	50 - 130
Benzo[g,h,i]perylene	0.200	0.164		mg/L		82	41 - 130
Indeno[1,2,3-cd]pyrene	0.200	0.162		mg/L		81	31 - 130
Benzo[b]fluoranthene	0.200	0.146		mg/L		73	43 - 130
Fluoranthene	0.200	0.168		mg/L		84	47 - 130
Benzo[k]fluoranthene	0.200	0.169		mg/L		85	40 - 130

Method: 8270D - Semivolatile Organic Compounds (GC/MS) (Continued)

Lab Sample ID: LCS 680-869165/2-A
Matrix: Water
Analysis Batch: 869350

Client Sample ID: Lab Control Sample
Prep Type: Total/NA
Prep Batch: 869165

Analyte	Spike Added	LCS Result	LCS Qualifier	Unit	D	%Rec	%Rec Limits
Acenaphthylene	0.200	0.145		mg/L		72	48 - 130
Chrysene	0.200	0.163		mg/L		81	47 - 130
Benzo[a]pyrene	0.200	0.160		mg/L		80	44 - 130
2,4-Dinitrophenol	0.400	0.450		mg/L		112	31 - 130
4,6-Dinitro-2-methylphenol	0.400	0.366		mg/L		91	42 - 130
Dibenz(a,h)anthracene	0.200	0.163		mg/L		81	41 - 130
Benzo[a]anthracene	0.200	0.158		mg/L		79	44 - 130
2,3,4,6-Tetrachlorophenol	0.200	0.160		mg/L		80	53 - 130
4-Chloro-3-methylphenol	0.200	0.149		mg/L		75	47 - 130
2,6-Dinitrotoluene	0.200	0.155		mg/L		77	52 - 130
N-Nitrosodi-n-propylamine	0.200	0.144		mg/L		72	42 - 130
N-Nitrosodimethylamine	0.200	0.0867		mg/L		43	32 - 130
Hexachloroethane	0.200	0.118		mg/L		59	29 - 130
4-Chlorophenyl phenyl ether	0.200	0.150		mg/L		75	45 - 130
Hexachlorocyclopentadiene	0.200	0.139		mg/L		69	11 - 130
Isophorone	0.200	0.151		mg/L		75	47 - 130
Acenaphthene	0.200	0.150		mg/L		75	48 - 130
Diethyl phthalate	0.200	0.158		mg/L		79	53 - 130
Di-n-butyl phthalate	0.200	0.164		mg/L		82	51 - 130
Phenanthrene	0.200	0.155		mg/L		78	51 - 130
Butyl benzyl phthalate	0.200	0.168		mg/L		84	50 - 130
N-Nitrosodiphenylamine	0.200	0.151		mg/L		76	50 - 130
Fluorene	0.200	0.156		mg/L		78	50 - 130
2,4,6-Trichlorophenol	0.200	0.154		mg/L		77	47 - 130
2-Nitroaniline	0.200	0.161		mg/L		80	51 - 130
2-Nitrophenol	0.200	0.142		mg/L		71	43 - 130
2-Chloronaphthalene	0.200	0.143		mg/L		72	44 - 130
3,3'-Dichlorobenzidine	0.200	0.221		mg/L		111	46 - 130
2-Methylphenol	0.200	0.126		mg/L		63	40 - 130
2-Chlorophenol	0.200	0.126		mg/L		63	39 - 130
1,2,4,5-Tetrachlorobenzene	0.200	0.144		mg/L		72	39 - 130
2,4,5-Trichlorophenol	0.200	0.157		mg/L		78	48 - 130
Acetophenone	0.200	0.143		mg/L		71	44 - 130
Nitrobenzene	0.200	0.130		mg/L		65	43 - 130
3-Nitroaniline	0.200	0.178		mg/L		89	53 - 130
3 & 4 Methylphenol	0.200	0.112		mg/L		56	42 - 130

Surrogate	*LCS %Recovery*	*LCS Qualifier*	*Limits*
2,4,6-Tribromophenol (Surr)	*81*		*30 - 130*
2-Fluorobiphenyl (Surr)	*71*		*25 - 130*
2-Fluorophenol (Surr)	*41*		*10 - 130*
Terphenyl-d14 (Surr)	*81*		*35 - 131*
Phenol-d5 (Surr)	*26*		*10 - 130*
Nitrobenzene-d5 (Surr)	*66*		*30 - 130*

Method: 8270E - Semivolatile Organic Compounds (GC/MS)

Lab Sample ID: MB 400-694344/1-A
Matrix: Water
Analysis Batch: 694433

Client Sample ID: Method Blank
Prep Type: Total/NA
Prep Batch: 694344

Analyte	MB Result	MB Qualifier	RL	MDL	Unit	D	Prepared	Analyzed	Dil Fac
Bolstar	0.0018	U	0.0040	0.0018	mg/L		12/16/24 13:57	12/17/24 13:02	1
Chlorpyrifos	0.0019	U	0.0040	0.0019	mg/L		12/16/24 13:57	12/17/24 13:02	1
Coumaphos	0.0033	U	0.0040	0.0033	mg/L		12/16/24 13:57	12/17/24 13:02	1
Diazinon	0.0022	U	0.0040	0.0022	mg/L		12/16/24 13:57	12/17/24 13:02	1
Dichlorvos	0.0038	U	0.0080	0.0038	mg/L		12/16/24 13:57	12/17/24 13:02	1
Disulfoton	0.0023	U	0.0080	0.0023	mg/L		12/16/24 13:57	12/17/24 13:02	1
Ethoprop	0.0033	U	0.0040	0.0033	mg/L		12/16/24 13:57	12/17/24 13:02	1
Fensulfothion	0.0012	U	0.020	0.0012	mg/L		12/16/24 13:57	12/17/24 13:02	1
Fenthion	0.0032	U	0.0040	0.0032	mg/L		12/16/24 13:57	12/17/24 13:02	1
Methyl parathion	0.0042	U	0.0060	0.0042	mg/L		12/16/24 13:57	12/17/24 13:02	1
Mevinphos	0.0037	U	0.0040	0.0037	mg/L		12/16/24 13:57	12/17/24 13:02	1
Phorate	0.0027	U	0.0040	0.0027	mg/L		12/16/24 13:57	12/17/24 13:02	1
Ronnel	0.0026	U	0.0040	0.0026	mg/L		12/16/24 13:57	12/17/24 13:02	1
Stirophos	0.0023	U	0.0040	0.0023	mg/L		12/16/24 13:57	12/17/24 13:02	1
Tokuthion	0.0030	U	0.0040	0.0030	mg/L		12/16/24 13:57	12/17/24 13:02	1
Trichloronate	0.0015	U	0.0040	0.0015	mg/L		12/16/24 13:57	12/17/24 13:02	1
Dimethoate	0.0027	U	0.0080	0.0027	mg/L		12/16/24 13:57	12/17/24 13:02	1
EPN	0.0043	U	0.0060	0.0043	mg/L		12/16/24 13:57	12/17/24 13:02	1
Ethyl Parathion	0.0047	U	0.0060	0.0047	mg/L		12/16/24 13:57	12/17/24 13:02	1
Malathion	0.0011	U	0.0040	0.0011	mg/L		12/16/24 13:57	12/17/24 13:02	1
Sulfotepp	0.0034	U	0.0040	0.0034	mg/L		12/16/24 13:57	12/17/24 13:02	1
Famphur	0.0023	U	0.0080	0.0023	mg/L		12/16/24 13:57	12/17/24 13:02	1
Thionazin	0.0026	U	0.0040	0.0026	mg/L		12/16/24 13:57	12/17/24 13:02	1

Surrogate	*MB %Recovery*	*MB Qualifier*	*Limits*	*Prepared*	*Analyzed*	*Dil Fac*
Triphenylphosphate	*86*		*16 - 164*	*12/16/24 13:57*	*12/17/24 13:02*	*1*

Lab Sample ID: LCS 400-694344/2-A
Matrix: Water
Analysis Batch: 694433

Client Sample ID: Lab Control Sample
Prep Type: Total/NA
Prep Batch: 694344

Analyte	Spike Added	LCS Result	LCS Qualifier	Unit	D	%Rec	%Rec Limits
Bolstar	0.0400	0.0314		mg/L		78	36 - 130
Chlorpyrifos	0.0400	0.0356		mg/L		89	49 - 130
Coumaphos	0.0400	0.0289		mg/L		72	61 - 139
Diazinon	0.0400	0.0373		mg/L		93	40 - 137
Dichlorvos	0.0400	0.0318		mg/L		79	11 - 158
Disulfoton	0.0400	0.0324		mg/L		81	42 - 130
Ethoprop	0.0400	0.0391		mg/L		98	42 - 130
Fensulfothion	0.0400	0.0412		mg/L		103	31 - 163
Fenthion	0.0400	0.0391		mg/L		98	41 - 130
Methyl parathion	0.0400	0.0401		mg/L		100	38 - 149
Mevinphos	0.0400	0.0323		mg/L		81	24 - 166
Phorate	0.0400	0.0371		mg/L		93	28 - 130
Ronnel	0.0400	0.0394		mg/L		99	30 - 130
Stirophos	0.0400	0.0398		mg/L		100	48 - 130
Tokuthion	0.0400	0.0216		mg/L		54	45 - 130
Trichloronate	0.0400	0.0351		mg/L		88	16 - 130

Method: 8270E - Semivolatile Organic Compounds (GC/MS) (Continued)

Lab Sample ID: LCS 400-694344/2-A
Matrix: Water
Analysis Batch: 694433

Client Sample ID: Lab Control Sample
Prep Type: Total/NA
Prep Batch: 694344

Analyte	Spike Added	LCS Result	LCS Qualifier	Unit	D	%Rec	%Rec Limits
Dimethoate	0.0400	0.0376		mg/L		94	14 - 130
EPN	0.0400	0.0356		mg/L		89	48 - 130
Ethyl Parathion	0.0400	0.0472		mg/L		118	28 - 155
Malathion	0.0400	0.0396		mg/L		99	10 - 140
Sulfotepp	0.0400	0.0324		mg/L		81	40 - 157
Famphur	0.0400	0.0302		mg/L		75	13 - 130
Thionazin	0.0402	0.0377		mg/L		94	12 - 139

Surrogate	*LCS %Recovery*	*LCS Qualifier*	*Limits*
Triphenylphosphate	*86*		*16 - 164*

Method: 8081B - Organochlorine Pesticides (GC)

Lab Sample ID: MB 680-869370/1-A
Matrix: Water
Analysis Batch: 869623

Client Sample ID: Method Blank
Prep Type: Total/NA
Prep Batch: 869370

Analyte	MB Result	MB Qualifier	RL	MDL	Unit	D	Prepared	Analyzed	Dil Fac
4,4'-DDD	0.0000020	U	0.000050	0.0000020	mg/L		12/17/24 11:48	12/18/24 20:08	1
4,4'-DDE	0.0000010	U	0.000050	0.0000010	mg/L		12/17/24 11:48	12/18/24 20:08	1
4,4'-DDT	0.0000010	U	0.000050	0.0000010	mg/L		12/17/24 11:48	12/18/24 20:08	1
Aldrin	0.0000020	U	0.000050	0.0000020	mg/L		12/17/24 11:48	12/18/24 20:08	1
alpha-BHC	0.0000010	U	0.000050	0.0000010	mg/L		12/17/24 11:48	12/18/24 20:08	1
beta-BHC	0.0000020	U	0.000050	0.0000020	mg/L		12/17/24 11:48	12/18/24 20:08	1
Chlordane (technical)	0.00016	U	0.00050	0.00016	mg/L		12/17/24 11:48	12/18/24 20:08	1
delta-BHC	0.0000020	U	0.000050	0.0000020	mg/L		12/17/24 11:48	12/18/24 20:08	1
Dieldrin	0.0000020	U	0.000050	0.0000020	mg/L		12/17/24 11:48	12/18/24 20:08	1
Endosulfan I	0.0000020	U	0.000050	0.0000020	mg/L		12/17/24 11:48	12/18/24 20:08	1
Endosulfan II	0.0000020	U	0.000050	0.0000020	mg/L		12/17/24 11:48	12/18/24 20:08	1
Endosulfan sulfate	0.0000020	U	0.000050	0.0000020	mg/L		12/17/24 11:48	12/18/24 20:08	1
Endrin aldehyde	0.0000040	U	0.000050	0.0000040	mg/L		12/17/24 11:48	12/18/24 20:08	1
gamma-BHC (Lindane)	0.0000010	U	0.000050	0.0000010	mg/L		12/17/24 11:48	12/18/24 20:08	1
Heptachlor	0.0000010	U	0.000050	0.0000010	mg/L		12/17/24 11:48	12/18/24 20:08	1
Chlorobenzilate	0.00064	U	0.0030	0.00064	mg/L		12/17/24 11:48	12/18/24 20:08	1
Isodrin	0.000011	U	0.000050	0.000011	mg/L		12/17/24 11:48	12/18/24 20:08	1
Kepone	0.0026	U	0.0050	0.0026	mg/L		12/17/24 11:48	12/18/24 20:08	1
Methoxychlor	0.0000020	U	0.000050	0.0000020	mg/L		12/17/24 11:48	12/18/24 20:08	1
Toxaphene	0.00031	U	0.0050	0.00031	mg/L		12/17/24 11:48	12/18/24 20:08	1

Surrogate	*MB %Recovery*	*MB Qualifier*	*Limits*	*Prepared*	*Analyzed*	*Dil Fac*
DCB Decachlorobiphenyl	*69*		*30 - 130*	*12/17/24 11:48*	*12/18/24 20:08*	*1*
Tetrachloro-m-xylene	*64*		*30 - 130*	*12/17/24 11:48*	*12/18/24 20:08*	*1*

Method: 8081B - Organochlorine Pesticides (GC) (Continued)

Lab Sample ID: LCS 680-869370/2-A
Matrix: Water
Analysis Batch: 869623

Client Sample ID: Lab Control Sample
Prep Type: Total/NA
Prep Batch: 869370

Analyte			Spike Added	LCS Result	LCS Qualifier	Unit	D	%Rec	%Rec Limits		
4,4'-DDD			0.0000400	0.0000353	J	mg/L		88	30 - 130		
4,4'-DDE			0.0000400	0.0000287	J	mg/L		72	30 - 130		
4,4'-DDT			0.0000400	0.0000378	J	mg/L		94	30 - 130		
Aldrin			0.0000400	0.0000300	J	mg/L		75	30 - 130		
alpha-BHC			0.0000400	0.0000278	J	mg/L		69	30 - 130		
beta-BHC			0.0000400	0.0000337	J	mg/L		84	30 - 130		
delta-BHC			0.0000400	0.0000325	J	mg/L		81	30 - 130		
Dieldrin			0.0000400	0.0000305	J	mg/L		76	30 - 130		
Endosulfan I			0.0000400	0.0000269	J	mg/L		67	30 - 130		
Endosulfan II			0.0000400	0.0000296	J	mg/L		74	30 - 130		
Endosulfan sulfate			0.0000400	0.0000349	J	mg/L		87	30 - 130		
Endrin aldehyde			0.0000400	0.0000308	J	mg/L		77	30 - 130		
gamma-BHC (Lindane)			0.0000400	0.0000290	J	mg/L		72	30 - 130		
Heptachlor			0.0000400	0.0000289	J	mg/L		72	30 - 130		
Methoxychlor			0.0000400	0.0000435	J	mg/L		109	30 - 130		

Surrogate	*LCS %Recovery*	*LCS Qualifier*	*Limits*
DCB Decachlorobiphenyl	*79*		*30 - 130*
Tetrachloro-m-xylene	*61*		*30 - 130*

Lab Sample ID: LCS 680-869370/6-A
Matrix: Water
Analysis Batch: 869623

Client Sample ID: Lab Control Sample
Prep Type: Total/NA
Prep Batch: 869370

Surrogate	*LCS %Recovery*	*LCS Qualifier*	*Limits*
DCB Decachlorobiphenyl	*82*		*30 - 130*
Tetrachloro-m-xylene	*68*		*30 - 130*

Lab Sample ID: LCSD 680-869370/3-A
Matrix: Water
Analysis Batch: 869623

Client Sample ID: Lab Control Sample Dup
Prep Type: Total/NA
Prep Batch: 869370

Analyte			Spike Added	LCSD Result	LCSD Qualifier	Unit	D	%Rec	%Rec Limits	RPD	RPD Limit
4,4'-DDD			0.0000400	0.0000361	J	mg/L		90	30 - 130	2	40
4,4'-DDE			0.0000400	0.0000301	J	mg/L		75	30 - 130	5	40
4,4'-DDT			0.0000400	0.0000384	J	mg/L		96	30 - 130	2	40
Aldrin			0.0000400	0.0000284	J	mg/L		71	30 - 130	6	40
alpha-BHC			0.0000400	0.0000296	J	mg/L		74	30 - 130	6	40
beta-BHC			0.0000400	0.0000322	J	mg/L		80	30 - 130	5	40
delta-BHC			0.0000400	0.0000314	J	mg/L		78	30 - 130	4	40
Dieldrin			0.0000400	0.0000312	J	mg/L		78	30 - 130	2	40
Endosulfan I			0.0000400	0.0000276	J	mg/L		69	30 - 130	3	40
Endosulfan II			0.0000400	0.0000304	J	mg/L		76	30 - 130	3	40
Endosulfan sulfate			0.0000400	0.0000383	J	mg/L		96	30 - 130	9	40
Endrin aldehyde			0.0000400	0.0000324	J	mg/L		81	30 - 130	5	40
gamma-BHC (Lindane)			0.0000400	0.0000302	J	mg/L		76	30 - 130	4	40
Heptachlor			0.0000400	0.0000291	J	mg/L		73	30 - 130	1	40
Methoxychlor			0.0000400	0.0000459	J	mg/L		115	30 - 130	6	40

Method: 8081B - Organochlorine Pesticides (GC) (Continued)

Surrogate	LCSD %Recovery	LCSD Qualifier	Limits
DCB Decachlorobiphenyl	86		30 - 130
Tetrachloro-m-xylene	66		30 - 130

Lab Sample ID: LCSD 680-869370/7-A
Matrix: Water
Analysis Batch: 869623

Client Sample ID: Lab Control Sample Dup
Prep Type: Total/NA
Prep Batch: 869370

Surrogate	LCSD %Recovery	LCSD Qualifier	Limits
DCB Decachlorobiphenyl	82		30 - 130
Tetrachloro-m-xylene	60		30 - 130

Method: 8082A - Polychlorinated Biphenyls (PCBs) by Gas Chromatography

Lab Sample ID: MB 680-869129/1-A
Matrix: Water
Analysis Batch: 869196

Client Sample ID: Method Blank
Prep Type: Total/NA
Prep Batch: 869129

Analyte	MB Result	MB Qualifier	RL	MDL	Unit	D	Prepared	Analyzed	Dil Fac
PCB-1016	0.00010	U	0.00050	0.00010	mg/L		12/16/24 10:26	12/16/24 20:39	1
PCB-1016	0.00010	U	0.00050	0.00010	mg/L		12/16/24 10:26	12/16/24 20:39	1
PCB-1221	0.00010	U	0.00050	0.00010	mg/L		12/16/24 10:26	12/16/24 20:39	1
PCB-1221	0.00010	U	0.00050	0.00010	mg/L		12/16/24 10:26	12/16/24 20:39	1
PCB-1232	0.00010	U	0.00050	0.00010	mg/L		12/16/24 10:26	12/16/24 20:39	1
PCB-1232	0.00010	U	0.00050	0.00010	mg/L		12/16/24 10:26	12/16/24 20:39	1
PCB-1242	0.00010	U	0.00050	0.00010	mg/L		12/16/24 10:26	12/16/24 20:39	1
PCB-1242	0.00010	U	0.00050	0.00010	mg/L		12/16/24 10:26	12/16/24 20:39	1
PCB-1248	0.00010	U	0.00050	0.00010	mg/L		12/16/24 10:26	12/16/24 20:39	1
PCB-1248	0.00010	U	0.00050	0.00010	mg/L		12/16/24 10:26	12/16/24 20:39	1
PCB-1254	0.00010	U	0.00050	0.00010	mg/L		12/16/24 10:26	12/16/24 20:39	1
PCB-1254	0.00010	U	0.00050	0.00010	mg/L		12/16/24 10:26	12/16/24 20:39	1
PCB-1260	0.00010	U	0.00050	0.00010	mg/L		12/16/24 10:26	12/16/24 20:39	1
PCB-1260	0.00010	U	0.00050	0.00010	mg/L		12/16/24 10:26	12/16/24 20:39	1

Surrogate	MB %Recovery	MB Qualifier	Limits	Prepared	Analyzed	Dil Fac
Tetrachloro-m-xylene	62		30 - 130	12/16/24 10:26	12/16/24 20:39	1
Tetrachloro-m-xylene	53		30 - 130	12/16/24 10:26	12/16/24 20:39	1
DCB Decachlorobiphenyl	86		30 - 130	12/16/24 10:26	12/16/24 20:39	1
DCB Decachlorobiphenyl	81		30 - 130	12/16/24 10:26	12/16/24 20:39	1

Lab Sample ID: LCS 680-869129/4-A
Matrix: Water
Analysis Batch: 869196

Client Sample ID: Lab Control Sample
Prep Type: Total/NA
Prep Batch: 869129

Analyte			Spike Added	LCS Result	LCS Qualifier	Unit	D	%Rec	%Rec Limits		
PCB-1016			0.00240	0.00128		mg/L		53	30 - 130		
PCB-1260			0.00240	0.00112		mg/L		47	30 - 130		

Surrogate	LCS %Recovery	LCS Qualifier	Limits
Tetrachloro-m-xylene	46		30 - 130
DCB Decachlorobiphenyl	64		30 - 130

Method: 8082A - Polychlorinated Biphenyls (PCBs) by Gas Chromatography (Continued)

Lab Sample ID: LCSD 680-869129/5-A
Matrix: Water
Analysis Batch: 869196

Client Sample ID: Lab Control Sample Dup
Prep Type: Total/NA
Prep Batch: 869129

Analyte			Spike Added	LCSD Result	LCSD Qualifier	Unit	D	%Rec	%Rec Limits	RPD	RPD Limit
PCB-1016			0.00240	0.00121		mg/L		50	30 - 130	5	40
PCB-1260			0.00240	0.00153		mg/L		64	30 - 130	31	40

Surrogate	*LCSD %Recovery*	*LCSD Qualifier*	*Limits*
Tetrachloro-m-xylene	*44*		*30 - 130*
DCB Decachlorobiphenyl	*45*		*30 - 130*

Method: 8151A - Herbicides (GC)

Lab Sample ID: MB 680-869412/1-A
Matrix: Water
Analysis Batch: 869882

Client Sample ID: Method Blank
Prep Type: Total/NA
Prep Batch: 869412

Analyte	MB Result	MB Qualifier	RL	MDL	Unit	D	Prepared	Analyzed	Dil Fac
Silvex (2,4,5-TP)	0.000096	U	0.00085	0.000096	mg/L		12/17/24 13:35	12/19/24 23:10	1
2,4,5-T	0.00014	U	0.00085	0.00014	mg/L		12/17/24 13:35	12/19/24 23:10	1
2,4-D	0.00018	U	0.0011	0.00018	mg/L		12/17/24 13:35	12/19/24 23:10	1

Surrogate	*MB %Recovery*	*MB Qualifier*	*Limits*	*Prepared*	*Analyzed*	*Dil Fac*
DCAA	*81*		*26 - 137*	*12/17/24 13:35*	*12/19/24 23:10*	*1*

Lab Sample ID: LCS 680-869412/2-A
Matrix: Water
Analysis Batch: 869882

Client Sample ID: Lab Control Sample
Prep Type: Total/NA
Prep Batch: 869412

Analyte			Spike Added	LCS Result	LCS Qualifier	Unit	D	%Rec	%Rec Limits
Silvex (2,4,5-TP)			0.000800	0.000288	J	mg/L		36	31 - 144
2,4,5-T			0.000800	0.000317	J	mg/L		40	11 - 130
2,4-D			0.00320	0.00125		mg/L		39	21 - 147

Surrogate	*LCS %Recovery*	*LCS Qualifier*	*Limits*
DCAA	*33*		*26 - 137*

Method: 1613B - Dioxins and Furans (HRGC/HRMS)

Lab Sample ID: MB 410-600162/1-A
Matrix: Water
Analysis Batch: 600419

Client Sample ID: Method Blank
Prep Type: Total/NA
Prep Batch: 600162

Analyte	MB Result	MB Qualifier	RL	MDL	Unit	D	Prepared	Analyzed	Dil Fac
2,3,7,8-TCDD	0.000000000 87	U	0.0000000 040	0.0000000 0087	mg/L		01/29/25 05:14	01/30/25 03:32	1

Isotope Dilution	*MB %Recovery*	*MB Qualifier*	*Limits*	*Prepared*	*Analyzed*	*Dil Fac*
13C-2,3,7,8-TCDD	*74*		*25 - 164*	*01/29/25 05:14*	*01/30/25 03:32*	*1*

Method: 1613B - Dioxins and Furans (HRGC/HRMS) (Continued)

Lab Sample ID: LCS 410-600162/2-A
Matrix: Water
Analysis Batch: 600419

Client Sample ID: Lab Control Sample
Prep Type: Total/NA
Prep Batch: 600162

Analyte			Spike Added	LCS Result	LCS Qualifier	Unit	D	%Rec	%Rec Limits		
2,3,7,8-TCDD			0.000000200	0.000000235		mg/L		117	67 - 158		

Isotope Dilution	*LCS %Recovery*	*LCS Qualifier*	*Limits*
13C-2,3,7,8-TCDD	*87*		*20 - 175*

Lab Sample ID: LCSD 410-600162/3-A
Matrix: Water
Analysis Batch: 600419

Client Sample ID: Lab Control Sample Dup
Prep Type: Total/NA
Prep Batch: 600162

Analyte			Spike Added	LCSD Result	LCSD Qualifier	Unit	D	%Rec	%Rec Limits	RPD	RPD Limit
2,3,7,8-TCDD			0.000000200	0.000000233		mg/L		117	67 - 158	1	25

Isotope Dilution	*LCSD %Recovery*	*LCSD Qualifier*	*Limits*
13C-2,3,7,8-TCDD	*86*		*20 - 175*

Method: 6020B - Metals (ICP/MS)

Lab Sample ID: MB 680-868730/1-A
Matrix: Water
Analysis Batch: 868937

Client Sample ID: Method Blank
Prep Type: Total Recoverable
Prep Batch: 868730

Analyte	MB Result	MB Qualifier	RL	MDL	Unit	D	Prepared	Analyzed	Dil Fac
Arsenic	0.00086	U	0.0030	0.00086	mg/L		12/13/24 05:14	12/13/24 16:41	1
Barium	0.00089	U	0.0050	0.00089	mg/L		12/13/24 05:14	12/13/24 16:41	1
Antimony	0.00034	U	0.0050	0.00034	mg/L		12/13/24 05:14	12/13/24 16:41	1
Beryllium	0.00020	U	0.00050	0.00020	mg/L		12/13/24 05:14	12/13/24 16:41	1
Cadmium	0.000078	U	0.00050	0.000078	mg/L		12/13/24 05:14	12/13/24 16:41	1
Chromium	0.0012	U	0.0050	0.0012	mg/L		12/13/24 05:14	12/13/24 16:41	1
Cobalt	0.00022	U	0.00050	0.00022	mg/L		12/13/24 05:14	12/13/24 16:41	1
Copper	0.0011	U	0.0050	0.0011	mg/L		12/13/24 05:14	12/13/24 16:41	1
Silver	0.00039	U	0.0010	0.00039	mg/L		12/13/24 05:14	12/13/24 16:41	1
Lead	0.00021	U	0.0025	0.00021	mg/L		12/13/24 05:14	12/13/24 16:41	1
Nickel	0.00042	U	0.0050	0.00042	mg/L		12/13/24 05:14	12/13/24 16:41	1
Selenium	0.00099	U	0.0025	0.00099	mg/L		12/13/24 05:14	12/13/24 16:41	1
Tin	0.0037	U	0.0050	0.0037	mg/L		12/13/24 05:14	12/13/24 16:41	1
Vanadium	0.00063	U	0.010	0.00063	mg/L		12/13/24 05:14	12/13/24 16:41	1
Zinc	0.0028	U	0.020	0.0028	mg/L		12/13/24 05:14	12/13/24 16:41	1

Lab Sample ID: MB 680-868730/1-A
Matrix: Water
Analysis Batch: 869106

Client Sample ID: Method Blank
Prep Type: Total Recoverable
Prep Batch: 868730

Analyte	MB Result	MB Qualifier	RL	MDL	Unit	D	Prepared	Analyzed	Dil Fac
Thallium	0.00026	U	0.0010	0.00026	mg/L		12/13/24 05:14	12/15/24 16:28	1

Method: 6020B - Metals (ICP/MS) (Continued)

Lab Sample ID: LCS 680-868730/2-A
Matrix: Water
Analysis Batch: 868937

Client Sample ID: Lab Control Sample
Prep Type: Total Recoverable
Prep Batch: 868730

Analyte	Spike Added	LCS Result	LCS Qualifier	Unit	D	%Rec	%Rec Limits
Arsenic	0.100	0.100		mg/L		100	80 - 120
Barium	0.100	0.102		mg/L		102	80 - 120
Antimony	0.0300	0.0299		mg/L		100	80 - 120
Beryllium	0.0500	0.0459		mg/L		92	80 - 120
Cadmium	0.0500	0.0494		mg/L		99	80 - 120
Chromium	0.100	0.114		mg/L		114	80 - 120
Cobalt	0.0500	0.0510		mg/L		102	80 - 120
Copper	0.101	0.105		mg/L		104	80 - 120
Silver	0.0500	0.0496		mg/L		99	80 - 120
Lead	0.500	0.495		mg/L		99	80 - 120
Nickel	0.100	0.107		mg/L		107	80 - 120
Selenium	0.100	0.102		mg/L		102	80 - 120
Tin	0.100	0.0970		mg/L		97	80 - 120
Vanadium	0.100	0.0963		mg/L		96	80 - 120
Zinc	0.100	0.101		mg/L		101	80 - 120

Lab Sample ID: LCS 680-868730/2-A
Matrix: Water
Analysis Batch: 869106

Client Sample ID: Lab Control Sample
Prep Type: Total Recoverable
Prep Batch: 868730

Analyte	Spike Added	LCS Result	LCS Qualifier	Unit	D	%Rec	%Rec Limits
Thallium	0.0500	0.0487		mg/L		97	80 - 120

Method: 7470A - Mercury (CVAA)

Lab Sample ID: MB 680-870340/1-A
Matrix: Water
Analysis Batch: 870524

Client Sample ID: Method Blank
Prep Type: Total/NA
Prep Batch: 870340

Analyte	MB Result	MB Qualifier	RL	MDL	Unit	D	Prepared	Analyzed	Dil Fac
Mercury	0.000080	U	0.00020	0.000080	mg/L		12/23/24 13:20	12/26/24 11:03	1

Lab Sample ID: LCS 680-870340/2-A
Matrix: Water
Analysis Batch: 870524

Client Sample ID: Lab Control Sample
Prep Type: Total/NA
Prep Batch: 870340

Analyte	Spike Added	LCS Result	LCS Qualifier	Unit	D	%Rec	%Rec Limits
Mercury	0.00250	0.00266		mg/L		106	80 - 120

Lab Sample ID: 680-259738-1 MS
Matrix: Water
Analysis Batch: 870524

Client Sample ID: MW-1S
Prep Type: Total/NA
Prep Batch: 870340

Analyte	Sample Result	Sample Qualifier	Spike Added	MS Result	MS Qualifier	Unit	D	%Rec	%Rec Limits
Mercury	0.000080	U	0.00100	0.00106		mg/L		106	80 - 120

Method: 7470A - Mercury (CVAA) (Continued)

Lab Sample ID: 680-259738-1 MSD — **Client Sample ID: MW-1S**
Matrix: Water — **Prep Type: Total/NA**
Analysis Batch: 870524 — **Prep Batch: 870340**

Analyte	Sample Result	Sample Qualifier	Spike Added	MSD Result	MSD Qualifier	Unit	D	%Rec	%Rec Limits	RPD	RPD Limit
Mercury	0.000080	U	0.00100	0.00107		mg/L		107	80 - 120	0	20

Method: 4500 S2 F-2011 - Sulfide, Total

Lab Sample ID: MB 680-868771/1 — **Client Sample ID: Method Blank**
Matrix: Water — **Prep Type: Total/NA**
Analysis Batch: 868771

Analyte	MB Result	MB Qualifier	RL	MDL	Unit	D	Prepared	Analyzed	Dil Fac
Sulfide	1.0	U	1.0	1.0	mg/L			12/13/24 08:40	1

Lab Sample ID: LCS 680-868771/2 — **Client Sample ID: Lab Control Sample**
Matrix: Water — **Prep Type: Total/NA**
Analysis Batch: 868771

Analyte	Spike Added	LCS Result	LCS Qualifier	Unit	D	%Rec	%Rec Limits
Sulfide	10.0	9.89		mg/L		99	75 - 125

Lab Sample ID: LCSD 680-868771/3 — **Client Sample ID: Lab Control Sample Dup**
Matrix: Water — **Prep Type: Total/NA**
Analysis Batch: 868771

Analyte	Spike Added	LCSD Result	LCSD Qualifier	Unit	D	%Rec	%Rec Limits	RPD	RPD Limit
Sulfide	10.0	9.65		mg/L		97	75 - 125	2	30

Method: 9012B - Cyanide, Total andor Amenable

Lab Sample ID: MB 680-869600/1-A — **Client Sample ID: Method Blank**
Matrix: Water — **Prep Type: Total/NA**
Analysis Batch: 869696 — **Prep Batch: 869600**

Analyte	MB Result	MB Qualifier	RL	MDL	Unit	D	Prepared	Analyzed	Dil Fac
Cyanide, Total	0.0060	U	0.020	0.0060	mg/L		12/18/24 13:47	12/19/24 05:43	1

Lab Sample ID: LCS 680-869600/2-A — **Client Sample ID: Lab Control Sample**
Matrix: Water — **Prep Type: Total/NA**
Analysis Batch: 869696 — **Prep Batch: 869600**

Analyte	Spike Added	LCS Result	LCS Qualifier	Unit	D	%Rec	%Rec Limits
Cyanide, Total	0.0500	0.0508		mg/L		102	85 - 115

GC/MS VOA

Analysis Batch: 869301

Lab Sample ID	Client Sample ID	Prep Type	Matrix	Method	Prep Batch
680-259738-2	Trip Blank	Total/NA	Water	8260D	
MB 680-869301/10	Method Blank	Total/NA	Water	8260D	
LCS 680-869301/5	Lab Control Sample	Total/NA	Water	8260D	
LCSD 680-869301/6	Lab Control Sample Dup	Total/NA	Water	8260D	

Analysis Batch: 869499

Lab Sample ID	Client Sample ID	Prep Type	Matrix	Method	Prep Batch
680-259738-1	MW-1S	Total/NA	Water	8260D	
MB 680-869499/11	Method Blank	Total/NA	Water	8260D	
LCS 680-869499/6	Lab Control Sample	Total/NA	Water	8260D	
LCSD 680-869499/7	Lab Control Sample Dup	Total/NA	Water	8260D	

Analysis Batch: 869506

Lab Sample ID	Client Sample ID	Prep Type	Matrix	Method	Prep Batch
680-259738-1 - DL	MW-1S	Total/NA	Water	8260D	
MB 680-869506/8	Method Blank	Total/NA	Water	8260D	
LCS 680-869506/4	Lab Control Sample	Total/NA	Water	8260D	
LCSD 680-869506/5	Lab Control Sample Dup	Total/NA	Water	8260D	

Analysis Batch: 869674

Lab Sample ID	Client Sample ID	Prep Type	Matrix	Method	Prep Batch
680-259738-1	MW-1S	Total/NA	Water	8260D	
MB 680-869674/9	Method Blank	Total/NA	Water	8260D	
LCS 680-869674/5	Lab Control Sample	Total/NA	Water	8260D	
LCSD 680-869674/6	Lab Control Sample Dup	Total/NA	Water	8260D	

Analysis Batch: 869691

Lab Sample ID	Client Sample ID	Prep Type	Matrix	Method	Prep Batch
680-259738-2	Trip Blank	Total/NA	Water	8260D	
MB 680-869691/8	Method Blank	Total/NA	Water	8260D	
LCS 680-869691/4	Lab Control Sample	Total/NA	Water	8260D	
LCSD 680-869691/5	Lab Control Sample Dup	Total/NA	Water	8260D	

GC/MS Semi VOA

Prep Batch: 694344

Lab Sample ID	Client Sample ID	Prep Type	Matrix	Method	Prep Batch
680-259738-1	MW-1S	Total/NA	Water	3510C	
MB 400-694344/1-A	Method Blank	Total/NA	Water	3510C	
LCS 400-694344/2-A	Lab Control Sample	Total/NA	Water	3510C	

Analysis Batch: 694433

Lab Sample ID	Client Sample ID	Prep Type	Matrix	Method	Prep Batch
680-259738-1	MW-1S	Total/NA	Water	8270E	694344
MB 400-694344/1-A	Method Blank	Total/NA	Water	8270E	694344
LCS 400-694344/2-A	Lab Control Sample	Total/NA	Water	8270E	694344

Prep Batch: 869165

Lab Sample ID	Client Sample ID	Prep Type	Matrix	Method	Prep Batch
680-259738-1	MW-1S	Total/NA	Water	3510C	
MB 680-869165/1-A	Method Blank	Total/NA	Water	3510C	

GC/MS Semi VOA (Continued)

Prep Batch: 869165 (Continued)

Lab Sample ID	Client Sample ID	Prep Type	Matrix	Method	Prep Batch
LCS 680-869165/2-A	Lab Control Sample	Total/NA	Water	3510C	

Analysis Batch: 869350

Lab Sample ID	Client Sample ID	Prep Type	Matrix	Method	Prep Batch
680-259738-1	MW-1S	Total/NA	Water	8270D	869165
MB 680-869165/1-A	Method Blank	Total/NA	Water	8270D	869165
LCS 680-869165/2-A	Lab Control Sample	Total/NA	Water	8270D	869165

GC Semi VOA

Prep Batch: 869129

Lab Sample ID	Client Sample ID	Prep Type	Matrix	Method	Prep Batch
680-259738-1	MW-1S	Total/NA	Water	3510C	
MB 680-869129/1-A	Method Blank	Total/NA	Water	3510C	
LCS 680-869129/4-A	Lab Control Sample	Total/NA	Water	3510C	
LCSD 680-869129/5-A	Lab Control Sample Dup	Total/NA	Water	3510C	

Analysis Batch: 869196

Lab Sample ID	Client Sample ID	Prep Type	Matrix	Method	Prep Batch
MB 680-869129/1-A	Method Blank	Total/NA	Water	8082A	869129
LCS 680-869129/4-A	Lab Control Sample	Total/NA	Water	8082A	869129
LCSD 680-869129/5-A	Lab Control Sample Dup	Total/NA	Water	8082A	869129

Prep Batch: 869370

Lab Sample ID	Client Sample ID	Prep Type	Matrix	Method	Prep Batch
680-259738-1	MW-1S	Total/NA	Water	3510C	
MB 680-869370/1-A	Method Blank	Total/NA	Water	3510C	
LCS 680-869370/2-A	Lab Control Sample	Total/NA	Water	3510C	
LCS 680-869370/6-A	Lab Control Sample	Total/NA	Water	3510C	
LCSD 680-869370/3-A	Lab Control Sample Dup	Total/NA	Water	3510C	
LCSD 680-869370/7-A	Lab Control Sample Dup	Total/NA	Water	3510C	

Analysis Batch: 869381

Lab Sample ID	Client Sample ID	Prep Type	Matrix	Method	Prep Batch
680-259738-1	MW-1S	Total/NA	Water	8082A	869129

Prep Batch: 869412

Lab Sample ID	Client Sample ID	Prep Type	Matrix	Method	Prep Batch
680-259738-1	MW-1S	Total/NA	Water	8151A	
MB 680-869412/1-A	Method Blank	Total/NA	Water	8151A	
LCS 680-869412/2-A	Lab Control Sample	Total/NA	Water	8151A	

Analysis Batch: 869623

Lab Sample ID	Client Sample ID	Prep Type	Matrix	Method	Prep Batch
680-259738-1	MW-1S	Total/NA	Water	8081B	869370
MB 680-869370/1-A	Method Blank	Total/NA	Water	8081B	869370
LCS 680-869370/2-A	Lab Control Sample	Total/NA	Water	8081B	869370
LCS 680-869370/6-A	Lab Control Sample	Total/NA	Water	8081B	869370
LCSD 680-869370/3-A	Lab Control Sample Dup	Total/NA	Water	8081B	869370
LCSD 680-869370/7-A	Lab Control Sample Dup	Total/NA	Water	8081B	869370

GC Semi VOA

Analysis Batch: 869882

Lab Sample ID	Client Sample ID	Prep Type	Matrix	Method	Prep Batch
680-259738-1	MW-1S	Total/NA	Water	8151A	869412
MB 680-869412/1-A	Method Blank	Total/NA	Water	8151A	869412
LCS 680-869412/2-A	Lab Control Sample	Total/NA	Water	8151A	869412

Specialty Organics

Prep Batch: 600162

Lab Sample ID	Client Sample ID	Prep Type	Matrix	Method	Prep Batch
680-259738-1	MW-1S	Total/NA	Water	1613B	
MB 410-600162/1-A	Method Blank	Total/NA	Water	1613B	
LCS 410-600162/2-A	Lab Control Sample	Total/NA	Water	1613B	
LCSD 410-600162/3-A	Lab Control Sample Dup	Total/NA	Water	1613B	

Analysis Batch: 600419

Lab Sample ID	Client Sample ID	Prep Type	Matrix	Method	Prep Batch
MB 410-600162/1-A	Method Blank	Total/NA	Water	1613B	600162
LCS 410-600162/2-A	Lab Control Sample	Total/NA	Water	1613B	600162
LCSD 410-600162/3-A	Lab Control Sample Dup	Total/NA	Water	1613B	600162

Analysis Batch: 601378

Lab Sample ID	Client Sample ID	Prep Type	Matrix	Method	Prep Batch
680-259738-1	MW-1S	Total/NA	Water	1613B	600162

Metals

Prep Batch: 868730

Lab Sample ID	Client Sample ID	Prep Type	Matrix	Method	Prep Batch
680-259738-1	MW-1S	Total Recoverable	Water	3005A	
MB 680-868730/1-A	Method Blank	Total Recoverable	Water	3005A	
LCS 680-868730/2-A	Lab Control Sample	Total Recoverable	Water	3005A	

Analysis Batch: 868937

Lab Sample ID	Client Sample ID	Prep Type	Matrix	Method	Prep Batch
680-259738-1	MW-1S	Total Recoverable	Water	6020B	868730
MB 680-868730/1-A	Method Blank	Total Recoverable	Water	6020B	868730
LCS 680-868730/2-A	Lab Control Sample	Total Recoverable	Water	6020B	868730

Analysis Batch: 869106

Lab Sample ID	Client Sample ID	Prep Type	Matrix	Method	Prep Batch
680-259738-1	MW-1S	Total Recoverable	Water	6020B	868730
MB 680-868730/1-A	Method Blank	Total Recoverable	Water	6020B	868730
LCS 680-868730/2-A	Lab Control Sample	Total Recoverable	Water	6020B	868730

Prep Batch: 870340

Lab Sample ID	Client Sample ID	Prep Type	Matrix	Method	Prep Batch
680-259738-1	MW-1S	Total/NA	Water	7470A	
MB 680-870340/1-A	Method Blank	Total/NA	Water	7470A	
LCS 680-870340/2-A	Lab Control Sample	Total/NA	Water	7470A	
680-259738-1 MS	MW-1S	Total/NA	Water	7470A	
680-259738-1 MSD	MW-1S	Total/NA	Water	7470A	

QC Association Summary

Client: Trihydro Corporation
Project/Site: PFSG, Valdosta GA Site

Job ID: 680-259738-1

Metals

Analysis Batch: 870524

Lab Sample ID	Client Sample ID	Prep Type	Matrix	Method	Prep Batch
680-259738-1	MW-1S	Total/NA	Water	7470A	870340
MB 680-870340/1-A	Method Blank	Total/NA	Water	7470A	870340
LCS 680-870340/2-A	Lab Control Sample	Total/NA	Water	7470A	870340
680-259738-1 MS	MW-1S	Total/NA	Water	7470A	870340
680-259738-1 MSD	MW-1S	Total/NA	Water	7470A	870340

General Chemistry

Analysis Batch: 868771

Lab Sample ID	Client Sample ID	Prep Type	Matrix	Method	Prep Batch
680-259738-1	MW-1S	Total/NA	Water	4500 S2 F-2011	
MB 680-868771/1	Method Blank	Total/NA	Water	4500 S2 F-2011	
LCS 680-868771/2	Lab Control Sample	Total/NA	Water	4500 S2 F-2011	
LCSD 680-868771/3	Lab Control Sample Dup	Total/NA	Water	4500 S2 F-2011	

Prep Batch: 869600

Lab Sample ID	Client Sample ID	Prep Type	Matrix	Method	Prep Batch
680-259738-1	MW-1S	Total/NA	Water	9012B	
MB 680-869600/1-A	Method Blank	Total/NA	Water	9012B	
LCS 680-869600/2-A	Lab Control Sample	Total/NA	Water	9012B	

Analysis Batch: 869696

Lab Sample ID	Client Sample ID	Prep Type	Matrix	Method	Prep Batch
680-259738-1	MW-1S	Total/NA	Water	9012B	869600
MB 680-869600/1-A	Method Blank	Total/NA	Water	9012B	869600
LCS 680-869600/2-A	Lab Control Sample	Total/NA	Water	9012B	869600

Lab Chronicle

Client: Trihydro Corporation
Project/Site: PFSG, Valdosta GA Site

Job ID: 680-259738-1

Client Sample ID: MW-1S

Date Collected: 12/10/24 14:45
Date Received: 12/11/24 13:00

Lab Sample ID: 680-259738-1

Matrix: Water

Prep Type	Batch Type	Batch Method	Run	Dil Factor	Initial Amount	Final Amount	Batch Number	Prepared or Analyzed	Analyst	Lab
Total/NA	Analysis	8260D		1	5 mL	5 mL	869674	12/19/24 14:11	MLL	EET SAV
	Instrument ID: CMSAB									
Total/NA	Analysis	8260D		1	5 mL	5 mL	869499	12/18/24 16:59	MLL	EET SAV
	Instrument ID: CMSP2									
Total/NA	Analysis	8260D	DL	2	5 mL	5 mL	869506	12/18/24 18:39	UI	EET SAV
	Instrument ID: CMSU									
Total/NA	Prep	3510C			516.6 mL	1 mL	869165	12/16/24 12:00	AM	EET SAV
Total/NA	Analysis	8270D		1	1 mL	1 mL	869350	12/17/24 22:26	T1C	EET SAV
	Instrument ID: CMSD									
Total/NA	Prep	3510C			261.8 mL	1 mL	694344	12/16/24 13:58	BKL	EET PEN
Total/NA	Analysis	8270E		1	0.4 mL	0.4 mL	694433	12/17/24 20:02	JAW	EET PEN
	Instrument ID: Woodstock									
Total/NA	Prep	3510C			261.8 mL	1 mL	869370	12/17/24 11:48	AM	EET SAV
Total/NA	Analysis	8081B		1	1 mL	1 mL	869623	12/19/24 01:09	K1C	EET SAV
	Instrument ID: CSGAA									
Total/NA	Prep	3510C			260.3 mL	1 mL	869129	12/16/24 10:26	JW	EET SAV
Total/NA	Analysis	8082A		1	1 mL	1 mL	869381	12/17/24 19:58	K1C	EET SAV
	Instrument ID: CSGAA									
Total/NA	Prep	8151A			129.8 mL	5 mL	869412	12/17/24 13:35	KF	EET SAV
Total/NA	Analysis	8151A		1	1 mL	1 mL	869882	12/20/24 08:01	DBM	EET SAV
	Instrument ID: CSGY									
Total/NA	Prep	1613B			1033 mL	20 uL	600162	01/29/25 05:14	UDPW	ELLE
Total/NA	Analysis	1613B		1	20 uL	20 uL	601378	02/02/25 08:53	U4LD	ELLE
	Instrument ID: DF17280B									
Total Recoverable	Prep	3005A			25 mL	125 mL	868730	12/13/24 05:14	RR	EET SAV
Total Recoverable	Analysis	6020B		1			868937	12/13/24 17:51	BWR	EET SAV
	Instrument ID: ICPMSD									
Total Recoverable	Prep	3005A			25 mL	125 mL	868730	12/13/24 05:14	RR	EET SAV
Total Recoverable	Analysis	6020B		1			869106	12/15/24 17:32	BWR	EET SAV
	Instrument ID: ICPMSD									
Total/NA	Prep	7470A			50 mL	50 mL	870340	12/23/24 13:20	MG	EET SAV
Total/NA	Analysis	7470A		1			870524	12/26/24 11:08	BCB	EET SAV
	Instrument ID: QuickTrace3									
Total/NA	Analysis	4500 S2 F-2011		1	300 mL	300 mL	868771	12/13/24 08:40	JAS	EET SAV
	Instrument ID: NoEquip									
Total/NA	Prep	9012B			6 mL	6 mL	869600	12/18/24 13:47	JAS	EET SAV
Total/NA	Analysis	9012B		1			869696	12/19/24 05:55	JAS	EET SAV
	Instrument ID: SEAL 3									

Lab Chronicle

Client: Trihydro Corporation
Project/Site: PFSG, Valdosta GA Site

Job ID: 680-259738-1

Client Sample ID: Trip Blank

Date Collected: 12/10/24 08:00
Date Received: 12/11/24 13:00

Lab Sample ID: 680-259738-2

Matrix: Water

Prep Type	Batch Type	Batch Method	Run	Dil Factor	Initial Amount	Final Amount	Batch Number	Prepared or Analyzed	Analyst	Lab
Total/NA	Analysis	8260D		1	5 mL	5 mL	869301	12/17/24 16:51	UI	EET SAV
	Instrument ID: CMSAB									
Total/NA	Analysis	8260D		1	5 mL	5 mL	869691	12/19/24 12:05	MLL	EET SAV
	Instrument ID: CMSU									

Laboratory References:

EET PEN = Eurofins Pensacola, 3355 McLemore Drive, Pensacola, FL 32514, TEL (850)474-1001

EET SAV = Eurofins Savannah, 5102 LaRoche Avenue, Savannah, GA 31404, TEL (912)354-7858

ELLE = Eurofins Lancaster Laboratories Environment Testing, LLC, 2425 New Holland Pike, Lancaster, PA 17601, TEL (717)656-2300

Accreditation/Certification Summary

Client: Trihydro Corporation
Project/Site: PFSG, Valdosta GA Site

Job ID: 680-259738-1

Laboratory: Eurofins Savannah

The accreditations/certifications listed below are applicable to this report.

Authority	Program	Identification Number	Expiration Date
Georgia	State	E87052	06-30-25

Laboratory: Eurofins Lancaster Laboratories Environment Testing, LLC

All accreditations/certifications held by this laboratory are listed. Not all accreditations/certifications are applicable to this report.

Authority	Program	Identification Number	Expiration Date
A2LA	Dept. of Defense ELAP	0001.01	11-30-26
A2LA	Dept. of Energy	0001.01	11-30-26
A2LA	ISO/IEC 17025	0001.01	11-30-26
Alabama	State	43200	01-31-26
Alaska	State	PA00009	06-30-25
Alaska (UST)	State	17-027	02-28-25
Arizona	State	AZ0780	03-12-25
Arkansas DEQ	State	88-00660	08-09-25
California	State	2792	01-31-26
Colorado	State	PA00009	06-30-25
Connecticut	State	PH-0746	06-30-25
Delaware (DW)	State	N/A	01-31-26
Florida	NELAP	E87997	06-30-25
Illinois	NELAP	200027	01-31-26
Iowa	State	361	03-01-26
Kansas	NELAP	E-10151	10-31-25
Kentucky (DW)	State	KY90088	12-31-25
Kentucky (UST)	State	0001.01	11-30-26
Kentucky (WW)	State	KY90088	12-31-25
Louisiana (All)	NELAP	02055	06-30-25
Maine	State	2019012	03-12-25
Maryland	State	100	06-30-25
Massachusetts	State	M-PA009	06-30-25
Michigan	State	9930	01-31-25 *
Minnesota	NELAP	042-999-487	12-31-25
Mississippi	State	023	01-31-26
Missouri	State	450	01-31-25 *
Montana (DW)	State	0098	01-01-26
Nebraska	State	NE-OS-32-17	01-31-25 *
New Hampshire	NELAP	2730	01-10-26
New Jersey	NELAP	PA011	06-30-25
New York	NELAP	10670	04-01-25
North Carolina (DW)	State	42705	07-31-25
North Carolina (WW/SW)	State	521	12-31-25
North Dakota	State	R-205	01-31-24 *
Oklahoma	NELAP	9804	08-31-25
Oregon	NELAP	PA200001	09-11-25
Pennsylvania	NELAP	36-00037	01-31-26
Quebec Ministry of Environment and Fight against Climate Change	PALA	507	09-16-29
Rhode Island	State	LAO00338	12-30-25
South Carolina	State	89002	01-31-25 *
Tennessee	State	02838	01-31-26
Texas	NELAP	T104704194-23-46	08-31-25
USDA	US Federal Programs	525-22-298-19481	10-25-25

* Accreditation/Certification renewal pending - accreditation/certification considered valid.

Accreditation/Certification Summary

Client: Trihydro Corporation
Job ID: 680-259738-1
Project/Site: PFSG, Valdosta GA Site

Laboratory: Eurofins Lancaster Laboratories Environment Testing, LLC (Continued)

All accreditations/certifications held by this laboratory are listed. Not all accreditations/certifications are applicable to this report.

Authority	Program	Identification Number	Expiration Date
Vermont	State	VT - 36037	10-28-25
Virginia	NELAP	460182	06-14-25
Washington	State	C457	04-11-25
West Virginia (DW)	State	9906 C	01-31-26
West Virginia DEP	State	055	07-31-25
Wyoming	State	8TMS-L	01-31-26
Wyoming (UST)	A2LA	0001.01	11-30-26

Laboratory: Eurofins Pensacola

The accreditations/certifications listed below are applicable to this report.

Authority	Program	Identification Number	Expiration Date
Georgia	State	E81010(FL)	06-30-25

Method Summary

Client: Trihydro Corporation
Project/Site: PFSG, Valdosta GA Site

Job ID: 680-259738-1

Method	Method Description	Protocol	Laboratory
8260D	Volatile Organic Compounds by GC/MS	SW846	EET SAV
8270D	Semivolatile Organic Compounds (GC/MS)	SW846	EET SAV
8270E	Semivolatile Organic Compounds (GC/MS)	SW846	EET PEN
8081B	Organochlorine Pesticides (GC)	SW846	EET SAV
8082A	Polychlorinated Biphenyls (PCBs) by Gas Chromatography	SW846	EET SAV
8151A	Herbicides (GC)	SW846	EET SAV
1613B	Dioxins and Furans (HRGC/HRMS)	EPA	ELLE
6020B	Metals (ICP/MS)	SW846	EET SAV
7470A	Mercury (CVAA)	SW846	EET SAV
4500 S2 F-2011	Sulfide, Total	SM	EET SAV
9012B	Cyanide, Total andor Amenable	SW846	EET SAV
1613B	Separatory Funnel (Liquid-Liquid) Extraction	EPA	ELLE
3005A	Preparation, Total Recoverable or Dissolved Metals	SW846	EET SAV
3510C	Liquid-Liquid Extraction (Separatory Funnel)	SW846	EET PEN
3510C	Liquid-Liquid Extraction (Separatory Funnel)	SW846	EET SAV
5030B	Purge and Trap	SW846	EET SAV
5030C	Purge and Trap	SW846	EET SAV
7470A	Preparation, Mercury	SW846	EET SAV
8151A	Extraction (Herbicides)	SW846	EET SAV
9012B	Cyanide, Total and/or Amenable, Distillation	SW846	EET SAV

Protocol References:

EPA = US Environmental Protection Agency

SM = "Standard Methods For The Examination Of Water And Wastewater"

SW846 = "Test Methods For Evaluating Solid Waste, Physical/Chemical Methods", Third Edition, November 1986 And Its Updates.

Laboratory References:

EET PEN = Eurofins Pensacola, 3355 McLemore Drive, Pensacola, FL 32514, TEL (850)474-1001

EET SAV = Eurofins Savannah, 5102 LaRoche Avenue, Savannah, GA 31404, TEL (912)354-7858

ELLE = Eurofins Lancaster Laboratories Environment Testing, LLC, 2425 New Holland Pike, Lancaster, PA 17601, TEL (717)656-2300

Eurofins Savannah
5102 LaRoche Avenue
Savannah, GA 31404
Phone: 912-354-7858 Fax: 912-352-0165

Chain of Custody Record

eurofins | Environment Testing

Client Information	Sampler: David Jones, Elizabeth Brunner	Lab PM: Rea, Todd	Carrier Tracking No(s):	COC No: 762-5878-579.1
Client Contact: William Kelly	Phone:	E-Mail: Todd.Rea@et.eurofinsus.com	State of Origin: GA	Page: Page 1 of 1
Company: Trihydro Corporation	PWSID:			Job #:
Address: 3740 Saint Johns Bluff Road S., Suite 14	Due Date Requested:			
City: Jacksonville	TAT Requested (days):			
State, Zip: FL, 32224	Compliance Project: Δ Yes Δ No			
Phone: 904-513-9742(Tel)	PO #: 20240380			
Email: bkelly@trihydro.com	WO #: PERMA-024-0001, 0001			
Project Name: PFSG, Valdosta GA Site	Project #: 76200666			
Site:	SSOW#:			

Analysis Requested

Preservation Codes:
A - HCL
N - None
B - NaOH
CB - ZnAcetate/NaOH
D - HNO3
Other:

Sample Identification	Sample Date	Sample Time	Sample Type (C=comp, G=grab)	Matrix (W=water, S=solid, O=wastefoil, BT=Tissue, A=Air)	Field Filtered Sample (Yes or No)	Perform MS/MSD (Yes or No)	8260D - Volatile Organic Compounds	8081B - Heptachlor Only	8260D - Appendix IX VOCs	8270D - Appendix IX SVOCs	8081B - Appendix IX OCPs	8082A - Appendix IX PCBs	8270E_AgChem - Appendix IX OPPs	8151A - Appendix IX Herbicides	1613B - 2,3,7,8-TCDD	9012B - Cyanide, Total	SM4500_S2_F - Sulfide, Total	6020B, 7470A	Total Number of containers	Special Instructions/Note:
			Preservation Code:				A	N	A	N	N	N	N	N	N	B	CB	D		
MW-1S	12/10/24	14:45	G	Water			X	X	X	X	X	X	X	X	X	X	X	X	22	
Trip Blank	1	08:00	1	Water			X												2	
				Water																
				Water																
				Water																
				Water																
				Water																
				Water																
				Water																
				Water																
				Water																

680-259738 Chain of Custody

Possible Hazard Identification
☐ Non-Hazard ☐ Flammable ☐ Skin Irritant ☐ Poison B ☒ Unknown ☐ Radiological

Sample Disposal (A fee may be assessed if samples are retained longer than 1 month)
☐ Return To Client ☒ Disposal By Lab ☐ Archive For _____ Months

Deliverable Requested: I, II, III, IV, Other (specify)

Special Instructions/QC Requirements:

Empty Kit Relinquished by:	Date:	Time:	Method of Shipment:		
Relinquished by: Elizabeth Brunner	Date/Time: 12/11/24 10:10	Company: TTL	Received by: 12/11/24	Date/Time: 12/11/24 1300	Company: Eurofins
Relinquished by:	Date/Time:	Company:	Received by:	Date/Time:	Company:
Relinquished by:	Date/Time:	Company:	Received by:	Date/Time:	Company:

Custody Seals Intact: Δ Yes Δ No | Custody Seal No.:

Cooler Temperature(s) °C and Other Remarks: 4.2/4.2

Eurofins Savannah
5102 LaRoche Avenue
Savannah, GA 31404
Phone: 912-354-7858 Fax: 912-352-0165

Chain of Custody Record

eurofins | Environment Testing

Client Information (Sub Contract Lab)	Sampler: N/A	Lab PM: Rea, Todd	Carrier Tracking No(s): N/A	COC No: 680-790175.1
Client Contact: Shipping/Receiving	Phone: N/A	E-Mail: Todd.Rea@et.eurofinsus.com	State of Origin: Georgia	Page: Page 1 of 1
Company: Eurofins Environment Testing Southeast L		Accreditations Required (See note): State - Georgia; State - Georgia (DW)		Job #: 680-259738-1
Address: 3355 McLemore Drive, ,	Due Date Requested: 1/6/2025	Analysis Requested		Preservation Codes:
City: Pensacola	TAT Requested (days): N/A			
State, Zip: FL, 32514				
Phone: 850-474-1001(Tel) 850-478-2671(Fax)	PO #: N/A			
Email: N/A	WO #: N/A			
Project Name: PFSG, Valdosta GA Site	Project #: 76200666			Other: N/A
Site: N/A	SSOW#: N/A			

Sample Identification - Client ID (Lab ID)	Sample Date	Sample Time	Sample Type (C=Comp, G=grab)	Matrix (W=water, S=solid, O=waste/oil, BT=Tissue, A=Air)	Field Filtered Sample (Yes or No)	Perform MS/MSD (Yes or No)	8270E_AgChem/3510C_LVI 8141 Analytes Mix B	Total Number of Containers	Special Instructions/Note:
			Preservation Code:						
MW-1S (680-259738-1)	12/10/24	14:45 Eastern	G	Water			X	2	

Note: Since laboratory accreditations are subject to change, Eurofins Environment Testing Southeast, LLC places the ownership of method, analyte & accreditation compliance upon our subcontract laboratories. This sample shipment is forwarded under chain-of-custody. If the laboratory does not currently maintain accreditation in the State of Origin listed above for analysis/tests/matrix being analyzed, the samples must be shipped back to the Eurofins Environment Testing Southeast, LLC laboratory or other instructions will be provided. Any changes to accreditation status should be brought to Eurofins Environment Testing Southeast, LLC attention immediately. If all requested accreditations are current to date, return the signed Chain of Custody attesting to said compliance to Eurofins Environment Testing Southeast, LLC.

Possible Hazard Identification	Sample Disposal (A fee may be assessed if samples are retained longer than 1 month)
Unconfirmed	☐ Return To Client ☐ Disposal By Lab ☐ Archive For _____ Months
Deliverable Requested: I, II, III, IV, Other (specify) Primary Deliverable Rank: 2	Special Instructions/QC Requirements:

Empty Kit Relinquished by:	Date:	Time:	Method of Shipment:

Relinquished by:	Date/Time:	Company	Received by:	Date/Time:	Company
	12/12/24 1703				
Relinquished by:	Date/Time:	Company	Received by:	Date/Time:	Company
Relinquished by:	Date/Time:	Company	Received by:	Date/Time: 12/13/24 8:42	Company

Custody Seals Intact: Δ Yes Δ No	Custody Seal No.:	Cooler Temperature(s) °C and Other Remarks: 2.0 IR10

Ver: 10/10/2024

Eurofins Savannah
5102 LaRoche Avenue
Savannah, GA 31404
Phone: 912-354-7858 Fax: 912-352-0165

Chain of Custody Record

eurofins | Environment Testing

Client Information (Sub Contract Lab)	Sampler: N/A	Lab PM: Rea, Todd	Carrier Tracking No(s): N/A	COC No: 680-790174.1
Client Contact: Shipping/Receiving	Phone: N/A	E-Mail: Todd.Rea@et.eurofinsus.com	State of Origin: Georgia	Page: Page 1 of 1
Company: Eurofins Lancaster Laboratories Environm		Accreditations Required (See note): State - Georgia; State - Georgia (DW)		Job #: 680-259738-1
Address: 2425 New Holland Pike, ,	Due Date Requested: 1/13/2025			
City: Lancaster	TAT Requested (days): N/A			
State, Zip: PA, 17601				
Phone: 717-656-2300(Tel)	PO #: N/A			
Email: N/A	WO #: N/A			
Project Name: PFSG, Valdosta GA Site	Project #: 76200666			
Site: N/A	SSOW#: N/A			

Analysis Requested

Preservation Codes:

Other: N/A

Sample Identification - Client ID (Lab ID)	Sample Date	Sample Time	Sample Type (C=Comp, G=grab)	Matrix (W=water, S=solid, O=waste/oil, BT=Tissue, A=Air)	Field Filtered Sample (Yes or No)	Perform MS/MSD (Yes or No)	1613B/16613B_P_Sep 2,3,7,8-TCDD	Total Number of containers	Special Instructions/Note:
			Preservation Code:						
MW-1S (680-259738-1)	12/10/24	14:45 Eastern	G	Water			X	2	

Note: Since laboratory accreditations are subject to change, Eurofins Environment Testing Southeast, LLC places the ownership of method, analyte & accreditation compliance upon our subcontract laboratories. This sample shipment is forwarded under chain-of-custody. If the laboratory does not currently maintain accreditation in the State of Origin listed above for analysis/tests/matrix being analyzed, the samples must be shipped back to the Eurofins Environment Testing Southeast, LLC laboratory or other instructions will be provided. Any changes to accreditation status should be brought to Eurofins Environment Testing Southeast, LLC attention immediately. If all requested accreditations are current to date, return the signed Chain of Custody attesting to said compliance to Eurofins Environment Testing Southeast, LLC.

Possible Hazard Identification	*Sample Disposal (A fee may be assessed if samples are retained longer than 1 month)*
Unconfirmed	☐ *Return To Client* ☐ *Disposal By Lab* ☐ *Archive For* _____ *Months*
Deliverable Requested: I, II, III, IV, Other (specify) — Primary Deliverable Rank: 2	Special Instructions/QC Requirements:

Empty Kit Relinquished by:	Date:	Time:	Method of Shipment:

Relinquished by:	Date/Time:	Company	Received by:	Date/Time:	Company
	12/12/24 1710				
Relinquished by:	Date/Time:	Company	Received by:	Date/Time:	Company
Relinquished by:	Date/Time:	Company	Received by:	Date/Time: 12/13/24 10:00	Company: ET

Custody Seals Intact: ∆ Yes ∆ No	Custody Seal No.: Not Present	Cooler Temperature(s) °C and Other Remarks: R:1.7 C:1.6

BR

Ver: 10/10/2024

Login Sample Receipt Checklist

Client: Trihydro Corporation

Job Number: 680-259738-1

Login Number: 259738
List Number: 1
Creator: Munro, Caroline

List Source: Eurofins Savannah

Question	Answer	Comment
Radioactivity wasn't checked or is </= background as measured by a survey meter.	N/A	
The cooler's custody seal, if present, is intact.	True	
Sample custody seals, if present, are intact.	True	
The cooler or samples do not appear to have been compromised or tampered with.	True	
Samples were received on ice.	True	
Cooler Temperature is acceptable.	True	
Cooler Temperature is recorded.	True	
COC is present.	True	
COC is filled out in ink and legible.	True	
COC is filled out with all pertinent information.	True	
Is the Field Sampler's name present on COC?	True	
There are no discrepancies between the containers received and the COC.	True	
Samples are received within Holding Time (excluding tests with immediate HTs)	True	
Sample containers have legible labels.	True	
Containers are not broken or leaking.	True	
Sample collection date/times are provided.	True	
Appropriate sample containers are used.	True	
Sample bottles are completely filled.	True	
Sample Preservation Verified.	N/A	
There is sufficient vol. for all requested analyses, incl. any requested MS/MSDs	True	
Containers requiring zero headspace have no headspace or bubble is <6mm (1/4").	N/A	
Multiphasic samples are not present.	True	
Samples do not require splitting or compositing.	True	
Residual Chlorine Checked.	N/A	

Login Sample Receipt Checklist

Client: Trihydro Corporation

Job Number: 680-259738-1

Login Number: 259738
List Number: 3
Creator: Reynolds, Benjamin

List Source: Eurofins Lancaster Laboratories Environment Testing, LLC
List Creation: 12/14/24 03:12 PM

Question	Answer	Comment
The cooler's custody seal is intact.	N/A	
The cooler or samples do not appear to have been compromised or tampered with.	N/A	
Samples were received on ice.	True	
Cooler Temperature acceptable,where thermal pres is required(</=6C, not frozen).	True	
Cooler Temperature is recorded.	True	
WV:Container Temp acceptable,where thermal pres is required (</=6C, not frozen).	N/A	
WV: Container Temperature is recorded.	N/A	
COC is present.	True	
COC is filled out in ink and legible.	True	
COC is filled out with all pertinent information.	True	
There are no discrepancies between the containers received and the COC.	True	
Sample containers have legible labels.	True	
Containers are not broken or leaking.	True	
Sample collection date/times are provided.	True	
Appropriate sample containers are used.	True	
Sample bottles are completely filled.	True	
There is sufficient vol. for all requested analyses.	True	
Is the Field Sampler's name present on COC?	True	
Sample custody seals are intact.	N/A	
VOA sample vials do not have headspace >6mm in diameter (none, if from WV)?	N/A	

Login Sample Receipt Checklist

Client: Trihydro Corporation

Job Number: 680-259738-1

Login Number: 259738
List Number: 2
Creator: Roberts, Darrien

List Source: Eurofins Pensacola
List Creation: 12/14/24 08:42 AM

Question	Answer	Comment
Radioactivity wasn't checked or is </= background as measured by a survey meter.	N/A	
The cooler's custody seal, if present, is intact.	N/A	
Sample custody seals, if present, are intact.	N/A	
The cooler or samples do not appear to have been compromised or tampered with.	True	
Samples were received on ice.	True	
Cooler Temperature is acceptable.	True	
Cooler Temperature is recorded.	True	2.0°C IR10
COC is present.	True	
COC is filled out in ink and legible.	True	
COC is filled out with all pertinent information.	True	
Is the Field Sampler's name present on COC?	True	
There are no discrepancies between the containers received and the COC.	True	
Samples are received within Holding Time (excluding tests with immediate HTs)	True	
Sample containers have legible labels.	True	
Containers are not broken or leaking.	True	
Sample collection date/times are provided.	True	
Appropriate sample containers are used.	True	
Sample bottles are completely filled.	True	
Sample Preservation Verified.	N/A	
There is sufficient vol. for all requested analyses, incl. any requested MS/MSDs	True	
Containers requiring zero headspace have no headspace or bubble is <6mm (1/4").	N/A	
Multiphasic samples are not present.	True	
Samples do not require splitting or compositing.	True	
Residual Chlorine Checked.	N/A	