EARTHCON®
Environmental Challenges
BUSINESS SOLUTIONS®

EarthCon Consultants, Inc.
1880 West Oak Parkway
Building 100, Suite 106
Marietta, Georgia 30062

P: 770-973-2100
F: 770-973-7395
www.earthcon.com

August 24, 2016

Mr. Jason Metzger
Response and Remediation Program
Georgia Department of Natural Resources
Environmental Protection Division
2 Martin Luther King, Jr. Drive, SE, Suite 1054 East
Atlanta, Georgia 30334

Subject: **Submittal of Sixth VIRP Progress Report**
AMC International, HSI No. 10405
310 Brookhollow Industrial Boulevard, Dalton, Whitfield County, Georgia

Dear Mr. Metzger:

EarthCon Consultants, Inc. (EarthCon), on behalf of our client AMC Whitfield Holdings, Inc. is pleased to submit the Sixth Voluntary Investigation and Remediation Plan (VIRP) Progress Report for the AMC International facility (HSI No. 10405) located in Dalton, Whitfield County, Georgia. If you have any questions regarding the Sixth VIRP Progress Report, please feel free to contact the undersigned at (770) 973-2100.

Sincerely,

Danielle M. Edwards
Project Engineer

Carol D. Northern, PG
Principal Geologist

Attachment: Sixth VIRP Progress Report

Cc: Ms. Robin Futch, Georgia EPD
Ms. Maria Callas, AMC Whitfield Holdings, Inc.
Mr. Adam Sowatzka, King & Spalding

Copyright © 2016 EarthCon Consultants, Inc. All Rights Reserved

SIXTH VIRP PROGRESS REPORT

AMC INTERNATIONAL, INC.
310 BROOKHOLLOW INDUSTRIAL BOULEVARD
DALTON, WHITFIELD COUNTY, GEORGIA
HSI SITE NUMBER 10405

PREPARED FOR:

AMC WHITFIELD HOLDINGS, LLC
1141 Crest Valley Drive

Atlanta, GA 30327

PREPARED BY:

EARTHCON CONSULTANTS, INC.
1880 WEST OAK PARKWAY
BUILDING 100, SUITE 106
MARIETTA, GEORGIA 30062
770-973-2100

EarthCon Project No. 02.20140392.16

August 2016

Contents

PG CERTIFICATION iii
1.0 INTRODUCTION 1
2.0 SUMMARY OF SITE ACTIVITIES 1
2.1 Surface Water 1
2.2 Groundwater 1
2.2.1 Monitoring Well Abandonment and Site Maintenance 1
2.2.2 Groundwater Sampling 2
2.3 Dobbs Area Groundwater Remediation System 2
3.0 ANALYTICAL RESULTS 3
3.1 Surface Water Analytical Results 3
3.2 Groundwater Analytical Results 3
4.0 CONCEPTUAL SITE MODEL 4
4.1 Groundwater Flow 4
4.2 Extent of Surface Water Impacts 4
4.3 Extent of Groundwater Impacts 5
5.0 CORRECTIVE ACTION PLAN IMPLEMENTATION 6
5.1 Dobbs Area – MNA Pilot Test 7
5.2 Fire Release Area – ISCO Injection 7
5.2.1 Groundwater 7
5.2.2 Soil 9
6.0 WORK TO BE PERFORMED IN NEXT REPORT PERIOD 9
7.0 MONTHLY INVOICE SUMMARY 9
8.0 SCHEDULE 10

TABLES

Table 1	Monitoring Well Construction Details
Table 2	Water Level Measurements
Table 3	Field Parameters
Table 4	Summary of Surface Water Analytical Results
Table 5	Summary of Groundwater Analytical Results
Table 6	Groundwater MNA Results
Table 7	Groundwater RCRA Metals Results
Table 8	SPLP Soil Analytical Results
Table 9	Summary of Monthly Invoices
Table 10	Projected Milestone Schedule

FIGURES

Figure 1	Site Location
Figure 2	Groundwater Monitoring Well and Surface Water Sample Locations
Figure 3	Potentiometric Surface Map – June 20, 2016
Figure 4	Cross Section Location Map
Figure 5	Cross Section A-A'
Figure 6	Cross Section B-B'
Figure 7	Cross Section C-C'
Figure 8	PCE Isoconcentration Map – June 2016
Figure 9	TCE Isoconcentration Map – June 2016
Figure 10	1,4-Dioxane Isoconcentration Map – June 2016
Figure 11	cis-1,2-DCE Isoconcentration Map – June 2016
Figure 12	1,1,1-TCA Isoconcentration Map – June 2016
Figure 13	1,1-DCE Isoconcentration Map – June 2016
Figure 14	1,2-DCA Isoconcentration Map – June 2016
Figure 15	Vinyl Chloride Isoconcentration Map – June 2016
Figure 16	ISCO Injection Boring and SPLP Soil Sample Locations

APPENDICES

Appendix A	Summary of Field Procedures
Appendix B	Field Sampling Forms
Appendix C	Laboratory Analytical Reports
Appendix D	Groundwater and Surface Water Trend Graphs and Historical Data Summary
Appendix E	SPLP Sampling Laboratory Analytical Results

PG CERTIFICATION

"I certify under penalty of law that this report and all attachments were prepared by me or under my direct supervision in accordance with the Voluntary Remediation Program Act (O.C.G.A. Section 12-8-101, et seq.). I am a professional engineer/professional geologist who is registered with the Georgia State Board of Registration for Professional Engineers and Land Surveyors/Georgia State Board of Registration for Professional Geologists and I have the necessary experience and am in charge of the investigation and remediation of this release of regulated substances.

Furthermore, to document my direct oversight of the Voluntary Remediation Plan development, implementation of corrective action, and long term monitoring, I have attached a monthly summary of hours invoiced and description of services provided by me to the Voluntary Remediation Program participant since the previous submittal to the Georgia Environmental Protection Division.

The information submitted is, to the best of my knowledge and belief, true, accurate, and complete. I am aware that there are significant penalties for submitting false information, including the possibility of fine and imprisonment for knowing violations."

Carol D. Northern, P.G.
Principal Geologist

Registration No. 793
State of Georgia

Date: August 24, 2016

1.0 INTRODUCTION

The AMC International, Inc. facility, located at 310 Brookhollow Industrial Boulevard in Dalton, Whitfield County, Georgia (HSI Site Number 10405) ("Site"), is owned by AMC Whitfield Holdings, LLC ("AMC Holdings"). The Site location is shown in Figure 1. The Voluntary Investigation and Remediation Plan ("VIRP") Application for the Site was submitted to the Georgia Environmental Protection Division ("EPD") on April 12, 2013. The VIRP was approved by EPD in a letter dated August 8, 2013. This Sixth VIRP Progress Report provides a summary of activities conducted at the Site from February 2016 through July 2016 ("Report Period").

2.0 SUMMARY OF SITE ACTIVITIES

During this Report Period, the following activities were conducted:

- A site-wide sampling event (June 2016);
- Dobbs Area quarterly MNA sampling (March and June 2016);
- Monitoring well abandonment (March 2016);
- Site maintenance (May 2016); and
- Corrective action implementation.

2.1 Surface Water

Surface water samples were collected from sample locations ASW-1, ASW-2 and ASW-Bypass on June 24, 2016 and ASW-1 Upstream (labeled as ASW-Upstream on the chain-of-custody) on June 27, 2016. The surface water sample locations are shown on Figure 2. A description of the field procedures is provided in Appendix A and the field sampling forms are provided in Appendix B.

2.2 Groundwater

2.2.1 Monitoring Well Abandonment and Site Maintenance

DMW-10

Monitoring well DMW-10 was abandoned on March 28, 2016. Notes documenting the abandonment are provided along with the field sampling forms in Appendix B. Site maintenance conducted in May 2016 included repairs to roads and a pedestrian bridge that access the monitoring wells. The top of casing elevation of monitoring well MW-24, which was installed in December 2015, was surveyed by TerraMark Land Surveying, Inc. in July 2016. The top of casing elevation for MW-24 is included in Table 1.

OBG-W8

OBG-W8 was last sampled during the June and December 2015 sampling events using low flow

sampling methods. During purging, the drawdown of the water column caused the monitoring well to be purged dry. After a 24-hour period, minimal recovery of the water column was observed. Additionally, the pH measured during purging ranged between 10 and 11, which is higher than the pH values for groundwater in monitoring wells screened at similar depths.

A review of the boring log for this well indicated that the installation of well OBG-W8 was conducted by two drilling machines advancing the borehole to a depth of 49 feet below ground surface ("bgs"). A 4-inch diameter PVC surface casing was grouted into the borehole to 43.5 feet bgs; however, a water bearing fracture was encountered during installation. The fracture appears to have caused a blowout within the borehole, allowing it to fill with groundwater, silt and granular material up to the surface casing. Bentonite clay was added above the silt inflow to cap the casing. OBG-W8 was then installed within the existing borehole by pressure grouting two vertical conduits around the casing grout collar. The bentonite plug and silty, granular material were then drilled out to the original depth of 49 feet bgs and a 2-in diameter PVC well riser with a 5 foot pre-packed well screen was installed to complete OBG-W8.

Based on the very slow recharge and high pH, which may be an indicator of bentonite and/or grout in contact with groundwater, monitoring well OBG-W8 is not considered representative of Site groundwater. Therefore, during the next 6-month period, we will be abandoning OBG-W8.

2.2.2 Groundwater Sampling

A site-wide sampling event was conducted in June 2016. Static water levels for most wells were measured on June 20, 2016. Overburden/PWR monitoring wells AMW-2, AMW-3, AMW-8, AMW-9 and AMW-10 and bedrock recovery well ARW-2 were measured on June 21, 2016. The locations of the monitoring wells are shown on Figure 2. Of the 47 monitoring wells at the Site, wells AMW-2, AMW-3, AMW-8, AMW-9, AMW-10, ARW-2 were not sampled due to the presence of permanganate and OBG-W8 was not sampled due to the conditions described in Section 2.2.1. The monitoring well construction details are presented in Table 1 and the water level measurements are presented in Table 2. Field parameters for the June 2016 sampling event are provided in Table 3. A description of the field procedures is presented in Appendix A and the groundwater sampling field forms are provided in Appendix B.

2.3 Dobbs Area Groundwater Remediation System

In a November 18, 2015 comment letter, EPD stated that based on their review of recent groundwater data for monitoring wells near the Dobbs Area groundwater remediation system ("GWRS") and submittals in EPD's release notification and Brownfield Program files, EPD agreed that the Dobbs Area GWRS should be shut down but requested that the following additional activities be performed: 1) abandonment of well DMW-8/DRW-2 and installation of well MW-24; 2) documentation of the completed well receptor survey; 3) quarterly sampling of the Dobbs Area wells for volatile organic compounds ("VOCs") and MNA parameters; and 4) the

collection of a surface water sample in the vicinity of historical groundwater sample DSW-1 for VOC analyses.

The Dobbs GWRS was shut down on December 7, 2015. Well DMW-8/DRW-2 was abandoned on December 8, 2015 and well MW-24 was installed on December 9, 2015. The well receptor survey was presented in the Fifth VIRP Progress Report. The first quarterly Dobbs Area MNA Pilot Test sampling event which included the collection of the surface water sample near the DSW-1 location, was conducted on March 28 and 29, 2016.

3.0 ANALYTICAL RESULTS

The surface water and groundwater analytical results are discussed below. The surface water and groundwater analytical results are summarized in Tables 4 through 6. The laboratory analytical reports are provided in Appendix C.

3.1 Surface Water Analytical Results

A surface water sample was collected from location DSW-1 on March 28, 2016. Surface water samples were collected from locations ASW-1, ASW-2 and ASW-Bypass on June 24, 2016 and from location ASW-1 Upstream (labeled as ASW-Upstream on the chain-of-custody) on June 27, 2016. Table 4 presents a summary of the surface water analytical results. Concentrations of cis-1,2-DCE, tetrachloroethene ("PCE"), trichloroethene ("TCE"), and vinyl chloride ("VC") were detected above laboratory reporting limits at location ASW-1 while concentrations of PCE were detected in the sample collected from ASW-2. Concentrations of PCE were greater than the Georgia EPD's Instream Water Quality Standards ("ISWQS") at locations ASW-1 and ASW-2. The TCE and VC concentration at location ASW-1 were also greater than the ISWQS. Constituents were not detected above the laboratory reporting limit in the samples collected from locations DSW-1, ASW-1 Upstream and ASW-Bypass.

3.2 Groundwater Analytical Results

As stated above in section 2.2.2., groundwater samples were collected from the Dobbs Area in March 2016 and a Site-wide groundwater sampling event was conducted in June 2016. A summary of the VOC analyses is provided in Table 5 while the MNA parameter results for the March and June sampling events are summarized in Table 6.

Dobbs Area

Groundwater samples were collected from 11 monitoring wells in the Dobbs Area. As shown in Table 5, nine constituents were detected at concentrations above laboratory reporting limits. Of those, eight constituents were present above the delineation criteria including: 1,1,1-trichloroethane ("1,1,1-TCA"), 1,1-dichloroethene ("1,1-DCE"), 1,2-dichloroethane ("1,2-DCA"), cis-1,2-DCE, PCE, TCE, VC, and 1,4-dioxane. Seven of these constituents, including 1,1,1-TCA, 1,1-DCE, 1,2-DCA, PCE, TCE, VC and 1,4-dioxane were detected at concentrations

above the EPD-approved Type 4 RRS.

Due to elevated reporting limits caused by dilutions during laboratory analyses, J-flag values were included in Table 5 because the estimated concentrations were closer to the delineation criteria. Additionally, when the reporting limits were elevated, method detection limits were reported in Table 5 because they were either closer to or below the delineation criteria. A discussion of dilution factors and elevated reporting limits is provided by Analytical Environmental Services, Inc. ("AES") on the Case Narrative for the laboratory reports provided in Appendix C.

Fire Release Area

During the Site-wide sampling event in June 2016, groundwater samples were collected from 29 monitoring wells. As shown in Table 5, laboratory analytical results indicate the presence of eight constituents at concentrations at or above laboratory reporting limits. Of those, five constituents, including 1,1-DCE, cis-1,2-DCE, PCE, TCE, and 1,4-dioxane were present at concentrations above delineation criteria. Only four, including cis-1,2-DCE, PCE, TCE, and 1,4-dioxane were present at concentrations above the EPD-approved Type 4 RRS.

Due to the elevated reporting limits caused by dilutions during laboratory analyses, the analytical results for AMW-1 were elevated and concentrations of PCE breakdown products could not be detected.

4.0 CONCEPTUAL SITE MODEL

4.1 Groundwater Flow

The water level measurements collected on June 20, 2016 (Table 2) were used to develop a potentiometric surface map for the Site. As shown on Figure 3, groundwater elevation data suggest there is a groundwater ridge oriented along a northeast-southwest trending axis roughly bisecting the building footprint. This ridge appears to be acting as a groundwater divide with groundwater flow diverging from either side of this divide. Groundwater flow west of this divide is to the west/northwest toward the Dobbs Area. Groundwater flow east of this divide is to the east/southeast toward the Fire Release Area and the creek.

4.2 Extent of Surface Water Impacts

Surface water samples were collected on June 24, 2016 from locations ASW-1, ASW-2, and ASW-Bypass and on June 27, 2016 from ASW-1 Upstream (labeled as ASW-Upstream on the chain-of-custody). As shown in Table 4, concentrations of PCE were greater than the ISWQS at locations ASW-1 and ASW-2. The TCE and VC concentration at location ASW-1 was also greater than the ISWQS. The concentrations above ISWQS are bracketed within that segment of the stream located on the AMC Holdings' property. Following the implementation of the

corrective action, we anticipate that this will address the exceedences of the ISWQS. A summary of historical surface water data collected since 2012, along with trend graphs, is provided in Appendix D.

4.3 Extent of Groundwater Impacts

A summary of the constituents detected in groundwater at the Site is provided in Table 5. A cross section location map is provided as Figure 4. The extent of total VOC concentrations detected in groundwater above delineation criteria in June 2016 is presented on cross sections provided as Figures 5 through 7. June 2016 groundwater plume isoconcentration maps for the eight primary constituents are provided as Figures 8 through 15. A summary of historical groundwater data collected since 1995, along with trend graphs, is provided in Appendix D.

A Plume Analytics Evaluation, including a Ricker Method® Plume Stability Analysis for the Dobbs Area plume and the Fire Release Area plume, was presented in the Fourth VIRP Progress Report. With the abandonment of former monitoring point DMW-8/DRW-2, the installation of a new monitoring point MW-24 in December 2015, and the abandonment of monitoring well DMW-10 in March 2016, the plume analytics well network has changed substantially enough to recommend re-setting the plume analytics network. Thus, going forward, we will reset the trends over time in accordance with the new well network. This change will be noted on the Ricker Method® Plume Stability Analysis and the plume difference over time evaluation. It should be noted that changing the well network, does not change the integrity of the data, just the measuring points.

The results of the Ricker Method® Plume Stability Analysis presented in the Fourth VIRP Progress Report will be the baseline for evaluating the post-ISCO VOC data for the Fire Release Area and the Ricker Method® Plume Stability Analysis will be updated following completion of the December 2016 sampling event.

Dobbs Area

Analyses of the June 2016 groundwater samples indicated concentrations of seven constituents, including 1,1,1-TCA, 1,1-DCE, 1,2-DCA, PCE, TCE, and 1,4-dioxane above the EPD-approved Type 4 RRS (Table 5). Detections of regulated substances in the offsite overburden well OBG-W1 and bedrock well MW-22D continue to be low; however, they are above delineation criteria. The June results are consistent with the December 2015 sampling results. Additionally, June 2016 results for offsite well DMW-11 were non-detect, which is consistent with the historical data for that well since installation in 2002.

The Dobbs Area plume is delineated to the northwest by overburden wells DMW-11 and MW-03 (Cargill well). The Dobbs Area plume has not been delineated to below delineation criteria in bedrock immediately downgradient due to the impracticability of accessing this area to install an additional well. However, the water well survey completed for the Fifth VIRP Progress report indicated there are no receptors downgradient of the Dobbs Area plume. The results of the

Dobbs Area June 2016 sampling event confirm the results of the Ricker Method® Plume Stability Analysis (Fourth VIRP Progress Report). The Plume Stability Analysis results showed that the total VOC plume is decreasing, which is supported by the stable to decreasing trends in area, average concentration, and mass indicator for the VOC constituents as well as total VOCs. Therefore, because groundwater concentrations in bedrock are low and because of the heavy industrial use of the downgradient properties and lack of direct downgradient receptors, delineation of constituent concentrations in bedrock is considered complete to the extent practicable.

Fire Release Area

Analyses of the June 2016 groundwater samples indicated concentrations of four constituents, including cis-1,2-DCE, PCE, TCE, and 1,4-dioxane above the EPD-approved Type 4 RRS. Laboratory analysis of the sample collected from offsite bedrock well MW-23 indicated concentrations of cis-1,2-DCE, PCE, TCE, and 1,4-dioxane above the Type 4 RRS. These results are consistent with the December 2015 groundwater analytical results.

The results of the Fire Release Area June 2016 sampling event confirm the results of the Ricker Method® Plume Stability Analysis (Fourth VIRP Progress Report), which indicated a decrease in the PCE plume average concentration and mass indicator and an increase in PCE plume area. Results also showed an increase in plume area, plume average concentration, and mass indicator for TCE, cis-1,2-DCE, and VC. PCE is the predominant constituent as evidenced by a mass indicator orders of magnitude higher than TCE, cis,1-2-DCE, and VC; reductive dechlorination is subtly occurring, but not at an appreciable rate.

The Fire Release Area plume has not been delineated to below delineation criteria in bedrock downgradient of well MW-23. However, results of the well receptor survey from the Fifth VIRP Progress Report indicated there are no drinking water receptors downgradient, which was confirmed by EPD's February 27, 2014 non-HSI listing letter for the PolyStar LLC Tract. Therefore, because groundwater concentrations in bedrock are low and the lack of direct downgradient receptors, delineation of constituent concentrations in bedrock is considered complete to the extent practicable. Additionally, the concentrations in well MW-23 are anticipated to decrease and comply with RRS during the course of the implementation of the ongoing remediation work.

5.0 CORRECTIVE ACTION PLAN IMPLEMENTATION

Groundwater corrective action began in December 2015 for the Dobbs Area and in January 2016 for the Fire Release Area and continued through this Reporting Period. Details are provided below.

5.1 Dobbs Area – MNA Pilot Test

Based on the results of the Ricker Method® Plume Stability Analysis for the Dobbs Area (Fourth VIRP Progress Report), the plume is stable and decreasing in area, average concentration, and mass indicator. Additionally, degradation of the primary parent constituent 1,1,1-TCA to 1,1-DCE and VC is occurring. An MNA pilot test is currently being conducted for the Dobbs Area. The Dobbs Area GWRS was shut down on December 7, 2015. On December 8, 2015, well DMW-2/DRW-8 was abandoned and replacement monitoring well MW-24 was installed on December 9, 2015 to similar specifications and further downgradient (Figure 2). The groundwater recovery pumps were removed from wells DMW-7/DRW-1 and DMW-9/DRW-3 on January 28, 2016.

The First and Second Quarter MNA sampling events were conducted in March and June 2016. Groundwater samples were collected from monitoring wells DMW-1, DMW-2, DMW-6, DMW-7/DRW-1, DMW-9/DRW-3, SMW-11, OBG-W1, OBG-W7, MW-22D and MW-24 and analyzed for VOCs and MNA parameters. Field parameters including pH, specific conductance, oxidation-reduction potential ("ORP"), dissolved oxygen, and ferrous iron were also collected. The MNA Pilot Test results will be evaluated after the completion of the fourth quarterly event in December 2016. These results will also be used to update the plume stability evaluation.

5.2 Fire Release Area – ISCO Injection

Based on results of the Ricker Method® Plume Stability Analysis for the Fire Release Area, which demonstrated that reductive dechlorination of PCE into daughter products is occurring at a limited rate, targeted ISCO treatments were proposed for the Fire Release Area to address the constituents detected in groundwater above delineation criteria. The objective of this ISCO treatments are to reduce contaminant mass in groundwater and to shrink the plume. Potassium permanganate and sodium permanganate were selected as the oxidants for this area due to their effectiveness in treating chlorinated ethenes and their longevity in the subsurface.

5.2.1 Groundwater

The ISCO injections in groundwater focus on the overburden and partially weathered rock ("PWR"). In February and March 2016, injection borings were advanced into the PWR using a direct-push drill rig, which was also used to inject the chemical oxidant solution through the drill rod. The drilling and chemical injection activities were performed by Redox Tech, LLC. A potassium permanganate slurry was injected from depths of approximately 13 feet bgs to the top of the PWR. As shown on Figure 16, 54 direct push injection borings (IB-1 through IB-54) were advanced. The final boring locations were surveyed and staked by the surveyors.

The direct push borings were advanced 3 feet into the PWR or until refusal. Approximately 220 pounds of potassium permanganate was injected in a 240-gallon slurry (11 wt% potassium permanganate). After locating the PWR and injecting permanganate, a second boring was

advanced adjacent to the first boring to a depth of approximately 1 to 2 feet above the PWR and a 240-gallon slurry of potassium permanganate was injected. The rods were then pulled up approximately 4 to 5 feet and another 240-gallon slurry of potassium permanganate was injected. In total, approximately 720 gallons of an 11 wt% potassium permanganate solution was injected in three intervals at each location. The goal of this sequence of injections was to allow the permanganate slurry to make contact with contaminants in the PWR as well as the contaminants in the overburden.

In addition to the direct push locations, sodium permanganate was injected in existing remediation wells VER-1, VER-2, VER-3, VER-4 and pilot test well I-6. Wells VER-1, VER-2, VER-3 and VER-4 are screened across the overburden and PWR and the pilot test well is screened in the PWR. Sodium permanganate was selected as the oxidant at these locations because a potassium permanganate slurry is too thick to inject through a well screen. Approximately 1,000 gallons of 10 wt% sodium permanganate solution was injected into each of the five wells for a total of 4,170 pounds of sodium permanganate in 5,000 gallons of injectate.

The injection borings were not located within 300 feet of the creek. The creek was monitored for specific conductance and color during the injection event. Monitoring was continued weekly for three weeks after completion of the ISCO event. The specific conductance and color of the creek was also checked during the monthly groundwater monitoring.

The effectiveness of the groundwater ISCO injections is being evaluated through collection of groundwater samples for field measurements from the following 20 monitoring wells:

AMW-1	AMW-2	AMW-3	AMW-6	AMW-8
AMW-9	AMW-10	AMW-11D	AMW-12	AMW-13
AMW-14	AMW-15	AMW-16	AMW-17	DMW-3
DMW-5	DMW-12	ARW-1	ARW-2	ARW-4

Field parameters pH, specific conductance, ORP, and dissolved oxygen were collected on a monthly basis in March, April, May, June, and July 2016. The color of the water samples was also observed by viewing the sample against a white background to aid in assessing the length of time permanganate persists in the aquifer. Results of the monthly field measurements and VOC results from the June and December 2016 site wide sampling events will be incorporated into the plume analytic evaluation to evaluate the effectiveness of the ISCO treatment event.

During the December 2015 sampling event, groundwater samples were collected from wells AMW-8, AMW-10, ARW-1, and ARW-4 for RCRA metals analyses by EPA Methods 6010B and 7470. These results supplement the RCRA metal data collected in 2013 for the ISCO pilot test from wells AMW-1, AMW-2, AMW-3, AMW-9, and AMW-21. Groundwater samples were collected from wells AMW-1, ARW-1, ARW-4 and AMW-21 and analyzed for RCRA metals during the June 2016 post-ISCO site wide sampling event. Groundwater samples were not collected from wells AMW-2, AMW-3, AMW-8, AMW-9 and AMW-10 due to the presence of

potassium permanganate. The RCRA metals results are presented in Table 7. Based on the pre-ISCO and post-ISCO metals analytical results, it does not appear that the ISCO injections mobilized metals in groundwater.

5.2.2 Soil

Concentrations of PCE greater than the Type 4 RRS have been observed in soil samples collected from two areas located southeast and east of the building. The soil in these areas is composed primarily of organic-rich sandy and silty shale. Therefore, it is likely that constituents are strongly sorbed to the organics in the soil. Because there is the potential for ISCO treatment to mobilize the constituents in soil, seven soil borings (B-2 through B-6, B-8, and B-9) were installed to refusal depths using a DPT drill rig in January 2016 (Figure 16). Soil cores were collected from each boring location and the cores were screened with a photoionization detector ("PID"). Based on PID readings and historical soil data information, soil samples were collected at various depth intervals from each soil boring and submitted for Synthetic Precipitation Leaching Procedure ("SPLP") VOC analysis. No soil samples were collected from boring locations B-1 and B-7. Results of the SPLP analysis are presented in Table 8 and the laboratory analytical data is included in Appendix E. Based on the SPLP results, a source was not identified at locations B-8 and B-9. However, we are currently evaluating the potential for a source in soil in the area of boring locations B-3, B-4, B-5 and B-6.

6.0 WORK TO BE PERFORMED IN NEXT REPORT PERIOD

The final Fire Release Area post-ISCO monitoring event is scheduled for the last week of August 2016. The third Dobbs Area MNA Pilot Test quarterly monitoring is scheduled for September 2016. The fourth Dobbs MNA Pilot Test quarterly monitoring and a site-wide sampling event will occur in December 2016. Results of these monitoring events will be evaluated to determine the effectiveness of the ongoing remediation work.

7.0 MONTHLY INVOICE SUMMARY

EPD requires that a professional engineer or geologist oversee the implementation of the VIRP in accordance with the provisions, purposes, standards and policies of the Georgia Voluntary Remediation Program Act. During the period from February 2016 through July 2016, Ms. Carol D. Northern, P.G., invoiced 52 hours on this project. A monthly summary of hours invoiced and a description of services provided is shown in Table 9.

8.0 SCHEDULE

An estimated project schedule for activities for the next Report Period is provided in Table 10. Activities planned for the next sixth 6-month reporting period (August 2016 through January 2017) include the following:

- Complete post-ISCO monitoring (August 2016);
- Quarterly Dobbs Area MNA Pilot Test Sampling (September and December 2016);
- Abandon monitoring well OBG-W8 (December 2016);
- Site-wide groundwater sampling event (December 2016); and
- Update Plume Stability Evaluation (January 2017).

The Seventh Semi-Annual Progress Report will be submitted by February 24, 2017.

TABLES

TABLE 1. MONITORING WELL CONSTRUCTION DETAILS

Monitoring Well	Installation Date	Abandonment Date	Total Depth feet, BGS	Screened Interval, feet BGS		Screen Length feet	Screened Zone	Top of Casing Elevation feet
				Top	Bottom			
Dobbs Area								
DMW-1	2/21/95	--	53.70	45	55	10	BDRK	776.05
DMW-2	2/22/95	--	55.10	47	57	10	BDRK	775.93
DMW-6	10/4/00*	--	56.04	35	55	20	BDRK	779.43
DMW-7/DRW-1	10/4/00*	--	62	42	62	20	BDRK	775.84
DMW-8/DRW-2	10/4/00*	12/10/15	64	44	64	20	BDRK	772.39
DMW-9/DRW-3	10/4/00*	--	65	45	65	20	BDRK	772.05
DMW-10	3/1/02*	3/28/16	60	30	60	30	BDRK	778.32
DMW-11	3/1/02*	--	30	20	30	10	OVB	738.84
OBG-W1	11/21/13	--	45	33	43	10	BDRK	757.85
OBG-W2	11/20/13	--	56	29	39	10	PWR/BRDK	780.91
OBG-W7	11/22/13	--	49	--	--	OH	BDRK	773.34
MW-22D	12/18/14	--	64.56	54	64	10	BDRK	758.32
MW-24	12/10/15	--	59	49	59	10	BDRK	775.21
Fire Release Area								
AMW-1	10/8/01	--	28.90	14.75	24.75	10	OVB	760.44
AMW-2	10/9/01	--	41.25	29.75	39.75	10	OVB/PWR	773.95
AMW-3	10/9/01	--	34	20	30	10	OVB	768.29
AMW-4	10/30/01	--	31	18.5	28.5	10	OVB	731.75
AMW-5	11/5/01	--	30	23.5	28.5	5	OVB	745.21
AMW-6	11/6/01	--	25	14.5	24.5	10	OVB	752.96
AMW-7	11/7/01	--	29.5	19.5	29.5	10	OVB	737.45
AMW-8	3/3/02*	--	43	5.5	40.5	35	OVB/PWR	763.93
AMW-9	3/3/02*	--	48	38	48	10	OVB/PWR	778.59
AMW-10	3/3/02*	--	32	21.5	31.5	10	OVB	764.22
AMW-11D	1/14/02	--	93.5	78.5	88.5	10	BDRK	762.76
AMW-12	1/10/02	--	48	38	48	10	BDRK	783.20
AMW-13	1/8/02	--	44	34	44	10	OVB	770.10
AMW-14	1/15/02	--	49	37.5	47.5	10	BDRK	770.28
AMW-15	1/8/02	--	20.5	10	20	10	OVB	754.14
AMW-16	1/16/02	--	33	21.5	31.5	10	OVB/PWR	764.00
AMW-17	1/18/02	--	40	28.5	38.5	10	BDRK	778.33
AMW-18	4/18/02	--	24	12	22	10	OVB	746.45
AMW-19	4/17/02	--	29	19	29	10	OVB	734.40
AMW-20	4/17/02	--	40	29	39	10	OVB	746.93
AMW-21	6/24/03	--	44	34	44	10	OVB	753.12
DMW-3	2/22/95	--	44.82	35	45	10	BDRK	783.14
DMW-5	10/4/00*	--	69.82	50	70	20	BDRK	782.57
DMW-12	1/10/02	--	53.76	30	50	20	BDRK	767.17
DMW-13	1/8/02	--	45.19	35.1	45.1	10	OVB	780.23
DMW-14D	4/1/07*	--	59.2	54.2	59.2	5	BDRK	727.10
DMW-15	4/1/07*	--	31.2	21.2	31.2	10	OVB	728.15
ARW-1	6/30/03	--	56	28	48	20	PWR/BRDK	765.89
ARW-2	7/3/03	--	61	41	61	20	PWR/BRDK	783.24
ARW-3	7/23/03	--	53.4	33.2	53.2	20	PWR/BRDK	750.18
ARW-4	7/24/03	--	61.8	41.6	61.6	20	PWR/BRDK	765.61
OBG-W3	11/18/13	--	42	32	42	10	OVB/PWR	776.45
OBG-W4	11/20/13	--	38	28	38	10	PWR/BRDK	741.56
OBG-W5	11/21/13	--	12.5	7.5	12.5	5	OVB	719.79
OBG-W8	11/18/13	--	49	41.5	49	5	BDRK	732.99
MW-23	1/7/15	--	57.29	47	57	10	BDRK	762.09
VER-1	12/12/01	--	32.9	7.9	32.9	25	OVB/PWR	727.64
VER-2	1/29/02	--	48	8	48	40	OVB/PWR	730.96
VER-3	2/22/02	--	67	8	67	59	OVB/PWR	719.83
VER-4	4/17/02	--	64.5	9.5	64.5	55	OVB/PWR	728.35

Notes

BGS - below ground surface
OVB - overburden
PWR - partially weathered rock
BDRK - bedrock
OH - open hole
NS - not yet surveyed
* - installation dates inferred from date of first groundwater sample collected

Prepared by: KAH 6/7/2016
Checked by: DME 8/8/2016

TABLE 2. WATER LEVEL MEASUREMENTS

Monitoring Well	Date	Top of Casing Elevation feet, MSL	Depth to Water feet	Total Depth feet	Groundwater Elevation feet, MSL
Dobbs Area					
DMW-1	3/28/16	776.05	34.22	54.50	741.83
	6/20/16		33.11	55.52	742.94
DMW-2	3/28/16	775.93	41.42	54.76	734.51
	6/20/16		42.00	54.77	742.58
DMW-6	3/28/16	779.43	33.35	55.69	746.08
	6/20/16		34.21	55.70	744.59
DMW-7/DRW-1	3/28/16	775.84	34.84	60.84	741.00
	6/20/16		39.20	60.54	736.64
DMW-9/DRW-3	3/28/16	772.05	35.08	62.70	736.97
	6/20/16		38.84	62.56	733.21
DMW-10	3/28/16	778.32	33.36	60.20	-33.36
	WELL ABANDONED 3/28/2016				
DMW-11	3/28/16	738.84	21.12	29.40	717.72
	6/20/16		23.44	29.40	715.40
OBG-W1	4/4/16	757.85	25.67	46.15	732.18
	6/20/16		28.72	46.25	729.13
OBG-W2	WELL NOT SAMPLED				
	6/20/16	780.91	37.07	43.30	-37.07
OBG-W7	3/28/16	773.34	36.09	47.11	737.25
	6/20/16		39.79	47.27	733.55
MW-22D	4/4/16	758.32	26.28	67.73	732.04
	6/20/16		29.00	67.75	729.32
MW-24	3/28/16	775.21	38.04	61.69	737.17
	6/20/16		42.02	61.70	733.19
Fire Release Area					
AMW-1	6/20/16	760.44	20.94	28.92	739.50
AMW-2	6/21/16	773.95	32.20	NM	741.75
AMW-3	6/21/16	768.29	28.52	NM	739.77
AMW-4	6/20/16	731.75	16.39	31.75	715.36
AMW-5	6/20/16	745.21	23.63	30.99	721.58
AMW-6	6/20/16	752.96	13.12	27.08	739.84
AMW-7	6/20/16	737.45	18.31	32.80	719.14
AMW-8	6/21/16	763.93	27.60	NM	736.33
AMW-9	6/21/16	778.59	38.39	47.80	740.20
AMW-10	6/21/16	764.22	27.14	NM	737.08
AMW-11D	6/20/16	762.76	23.66	90.20	739.10
AMW-12	6/20/16	783.20	38.84	48.20	744.36
AMW-13	6/20/16	770.10	34.79	NM	735.31
AMW-14	6/20/16	770.28	34.30	50.10	735.98
AMW-15	6/20/16	754.14	14.73	23.05	739.41
AMW-16	6/20/16	764.00	22.42	34.75	741.58
AMW-17	6/20/16	778.33	31.74	40.81	746.59
AMW-18	6/20/16	746.45	19.25	24.82	727.20
AMW-19	6/20/16	734.40	18.39	31.18	716.01
AMW-20	6/20/16	746.93	30.52	41.29	716.41
AMW-21	6/20/16	753.12	32.39	45.93	720.73
DMW-3	6/20/16	783.14	35.09	45.37	748.05
DMW-5	6/20/16	782.57	36.30	70.30	746.27
DMW-12	6/20/16	767.17	29.08	53.80	738.09
DMW-13	6/20/16	780.23	38.41	50.44	741.82
DMW-14D	6/20/16	727.10	17.50	59.35	709.60
DMW-15	6/20/16	728.15	19.25	31.32	708.90
ARW-1	6/20/16	765.89	27.56	45.19	738.33
ARW-2	6/21/16	783.24	36.11	59.95	747.13
ARW-3	6/20/16	750.18	28.05	52.60	722.13
ARW-4	6/20/16	765.61	30.76	61.10	734.85
OBG-W3	6/20/16	776.45	36.59	44.33	739.86
OBG-W4	6/20/16	741.56	26.41	41.79	715.15
OBG-W5	6/20/16	719.79	4.89	15.92	714.90
OBG-W8	6/20/16	732.99	13.68	52.09	719.31
MW-23	6/20/16	762.09	35.85	60.08	702.01

Notes

MSL - mean sea level
NS - not yet surveyed
NC - not calculated
NM - not measured
Elevation data from the bedrock wells were not used in groundwater contouring.

Prepared by: KAH 6/28/2016
Checked by: CDN 7/5/2016

TABLE 3. FIELD PARAMETERS

Sample Location	Date	Temperature °C	pH S.U.	Dissolved Oxygen mg/L	ORP mV	Conductivity µs/cm	Turbidity NTU	Ferrous Iron mg/L
Dobbs Area								
DMW-1	3/28/16	19.32	7.47	1.30	71.0	451.9	19.30	0.12
	6/24/16	23.20	7.30	1.90	100.1	472	52.7	1.09
DMW-2	3/29/16	15.04	7.91	8.08	54.0	377.6	2.47	0.57
	6/23/16	29.59*	7.95	6.33	144.0	366	6.70	0.07
DMW-6	3/29/16	20.43	6.90	0.77	-16.3	592.9	9.87	0.75
	6/24/16	22.65	6.86	0.52	-16.0	537	22.6	0.72
DMW-7/DRW-1	3/29/16	18.43	6.77	1.33	22.9	918.6	1.04	0.06
	6/27/16	20.35	6.92	0.60	147.1	765	0.47	0.05
DMW-9/DRW-3	3/29/16	16.60	6.12	9.12	-29.4	420.1	5.52	1.25
	6/27/16	20.05	6.04	0.46	-25.1	679	5.95	1.99
DMW-11	3/28/16	17.03	5.97	1.68	61.9	196.0	8.48	0.04
	6/22/16	19.14	5.78	1.72	194.9	158	0.18	0.01
OBG-W1	4/4/16	20.54	5.93	1.06	117.7	139.8	8.58	0.05
	6/23/16	19.30	5.70	8.01	206.8	103	1.52	0.00
OBG-W2	6/23/16	18.14	7.48	14.23	124.4	310	9.3	0.03
OBG-W7	3/29/16	21.90	6.24	1.58	54.8	672.4	1.36	0.30
	6/24/16	17.67	6.19	2.47	-33.6	636	1.18	0.06
MW-22D	4/4/16	19.02	6.94	0.56	100.1	518.0	1.10	0.05
	6/23/16	18.51	6.80	0.88	197.4	424	0.19	0.00
MW-24	3/30/16	14.39	6.76	7.66	16.4	832.6	6.78	0.71
	6/24/16	21.90	6.90	2.40	129.1	696	2.00	0.65
Fire Release Area								
AMW-1	6/22/16	19.33	5.51	15.84	160.0	46	8.98	--
AMW-2**	6/21/16	16.90	6.58	4.09	569.1	326.3	NM	--
AMW-3**	6/21/16	16.58	5.17	5.05	620.5	509.3	NM	--
AMW-4	6/21/16	17.50	5.34	5.38	187.4	25	1.87	--
AMW-5	6/21/16	19.06	5.90	7.06	170.6	72	6.96	--
AMW-6	6/21/16	17.33	6.95	5.00	193.4	203	9.89	--
AMW-7	6/22/16	16.54	6.05	5.42	221.9	86	0.11	--
AMW-8**	6/21/16	16.02	6.88	0.30	590.8	925.7	NM	--
AMW-9**	6/21/16	17.50	7.11	0.21	254.4	711.9	NM	--
AMW-10**	6/21/16	16.32	6.28	0.34	357.9	635.9	NM	--
AMW-11D	6/22/16	18.01	7.02	3.84	178.7	377	5.03	--
AMW-12	6/23/16	19.98	7.29	4.44	91.5	432	0.72	--
AMW-13	6/24/16	19.10	6.48	0.42	132.7	657	1.59	--
AMW-14	6/22/16	16.40	5.36	1.07	208.3	95	2.40	--
AMW-15	6/21/16	17.35	6.65	8.02	179.3	269	3.46	--
AMW-16	6/22/16	16.78	6.96	10.67	222.7	195	2.50	--
AMW-17	6/23/16	18.87	7.39	2.21	163.5	401	69.0	--
AMW-18	6/21/16	18.22	6.97	2.54	175.3	248	0.77	--
AMW-19	6/22/16	16.22	5.08	6.53	193.0	18	3.00	--
AMW-20	6/23/16	16.19	5.37	5.62	157.2	41	9.88	--
AMW-21	6/24/16	16.27	6.21	5.73	91.9	242	1.42	--
DMW-3	6/23/16	20.03	7.05	4.33	88.2	498	2.65	--
DMW-5	6/23/16	26.04*	7.13	1.37	137.4	576	3.71	--
DMW-12	6/22/16	19.95	7.39	5.99	153.1	327	9.16	--
DMW-13	6/24/16	18.33	6.46	8.39	207.3	164	9.30	--
DMW-14D	6/21/16	18.69	8.97	5.33	92.3	459	5.64	--
DMW-15	6/21/16	16.37	6.14	1.44	87.9	116	1.12	--
ARW-1	6/22/16	18.86	7.16	6.99	133.6	358	0.99	--
ARW-2**	6/21/16	17.81	7.04	1.70	598.1	905	NM	--
ARW-3	6/24/16	16.60	6.36	5.82	126.3	260	1.04	--
ARW-4	6/22/16	16.72	6.56	0.49	155.5	618	1.59	--
OBG-W3	6/23/16	18.07	6.59	7.10	153.9	207	4.77	--
OBG-W4	6/21/16	22.19	6.08	4.21	128.4	130	1.25	--
OBG-W5	6/22/16	17.57	6.93	4.78	230.7	289	0.84	--
MW-23	6/24/16	18.01	7.49	0.64	9.3	322	9.31	--
Surface Water Locations								
ASW-1 UPSTREAM	6/27/16	25.26	7.67	6.49	--	382	11.6	--
ASW-1	6/24/16	23.32	7.11	6.54	--	259	11.7	--
ASW-2	6/24/16	23.76	6.98	5.74	--	252	2.88	--
ASW-BYPASS	6/24/16	30.10	7.34	7.58	--	279	16.9	--
DSW-1	3/28/16	21.02	7.08	9.38	--	349.3	3.12	--

Notes

mg/L - milligrams per liter
µs/cm - microsiemens per centimeter
S.U. - standard units
* Potential temperature censor malfunction
** - well containing permanganate

mV - millivolts
NTU - nephelometric turbidity units
NA - not analyzed
NM - well not sampled due to presence of permanganate

Prepared by: KAH 6/28/2016
Checked by: CDN 7/5/2016

TABLE 4. SUMMARY OF SURFACE WATER ANALYTICAL RESULTS

Constituents (mg/L)		cis-1,2-DCE	PCE	TCE	Vinyl Chloride
ISWQS (mg/L)		NA	0.0033	0.03	0.0024
Sample Location	**Date**				
DSW-1	3/28/16	< 0.005	< 0.005	< 0.005	< 0.002
ASW-1 UPSTREAM*	6/27/16	< 0.005	< 0.005	< 0.005	< 0.002
ASW-1	6/24/16	0.26	**1.4**	**0.18**	**0.014**
ASW-2	6/24/16	< 0.005	**0.013**	< 0.005	< 0.002
ASW-BYPASS	6/24/16	< 0.005	< 0.005	< 0.005	< 0.002

Notes:

ISWQS - GA EPD Instream Water Quality Standards (391-3-6)

mg/L - micrograms per liter

Bold - concentration greater than ISWQS

* Location ASW-1 Upstream is labeled as ASW-Upstream on the chain-of-custody.

Prepared by: KAH 7/7/2016

Checked by: CDN 7/13/2016

TABLE 5 - SUMMARY OF GROUNDWATER ANALYTICAL RESULTS

Constituent (mg/L)		1,1,1-TCA	1,1-DCA	1,1-DCE	1,2-DCA	cis-1,2-DCE	PCE	trans-1,2-DCE	TCE	Vinyl chloride	1,4-Dioxane
Delineation Criteria (mg/L)		0.2	4	0.007	0.005	0.07	0.005	0.1	0.005	0.002	DL
Type 4 RRS (mg/L)		13	NC	0.52	0.005	0.204	0.098	0.16	0.00524	0.00327	0.01
Sample Location	**Date**	***Dobbs Area***									
DMW-1	3/28/16	**0.81**	0.014	**1.7**	< 0.005	< 0.005	< 0.005	< 0.005	< 0.005	< 0.002	**0.017**
	6/24/16	**0.50**	0.013	**1.3**	< 0.005	< 0.005	< 0.005	< 0.005	< 0.005	< 0.002	**0.014**
DMW-2	3/29/16	< 0.005	< 0.005	< 0.005	< 0.005	< 0.005	< 0.005	< 0.005	< 0.005	< 0.002	**0.0092**
	6/23/16	< 0.005	< 0.005	< 0.005	< 0.005	< 0.005	< 0.005	< 0.005	< 0.005	< 0.002	**0.0096**
DMW-6	3/29/16	0.026	0.008	**0.02**	< 0.005	0.03	**0.27**	< 0.005	**0.024**	**0.021**	**0.015**
	6/24/16	0.062	0.019	**0.034**	< 0.005	**0.098**	**0.46**	< 0.005	**0.17**	**0.052**	**0.028**
DMW-7/DRW-1	3/29/16	**18**	0.043	**18**	**0.12**	< 0.005	< 0.005	< 0.005	**0.019**	< 0.002	**0.038**
	6/27/16*	**11**	0.072 J	**19**	**0.096 J**	< 0.013	< 0.015	< 0.011	< 0.018	< 0.021	< 0.045
DMW-9/DRW-3	3/29/16	**0.9**	0.074	**1.5**	< 0.005	0.057	< 0.005	0.006	< 0.005	**0.011**	**0.02**
	6/27/16*	**6.5**	0.26	**19**	**0.084 J**	< 0.0053	< 0.0059	< 0.0044	< 0.0071	< 0.0084	**0.072**
DMW-10		Well Abandoned 3/28/2016									
DMW-11	3/28/16	< 0.005	< 0.005	< 0.005	< 0.005	< 0.005	< 0.005	< 0.005	< 0.005	< 0.002	< 0.002
	6/22/16	< 0.005	< 0.005	< 0.005	< 0.005	< 0.005	< 0.005	< 0.005	< 0.005	< 0.002	< 0.002
OBG-W1	4/4/16	**1.3**	< 0.005	**0.43**	< 0.005	< 0.005	< 0.005	< 0.005	< 0.005	< 0.002	< 0.002
	6/23/16	**1.7**	0.007	**0.69**	< 0.005	< 0.005	< 0.005	< 0.005	< 0.005	< 0.002	< 0.002
OBG-W2	3/28/16	Not sampled - well not included in targeted sampling event									
	6/23/16	< 0.005	< 0.005	< 0.005	< 0.005	< 0.005	< 0.005	< 0.005	< 0.005	< 0.002	< 0.002
OBG-W7	3/29/16	**4.6**	0.11	**4.9**	**0.029**	0.037	**0.024**	< 0.005	**0.042**	**0.004**	**0.057**
	6/24/16*	**6.7**	0.25	**8.9**	< 0.012	< 0.013	**0.090**	< 0.011	< 0.018	< 0.021	**0.053 J**
MW-22D	4/4/16	0.19	0.014	**0.14**	< 0.005	< 0.005	< 0.005	< 0.005	< 0.005	< 0.002	< 0.002
	6/23/16	0.17	0.014	**0.15**	< 0.005	< 0.005	< 0.005	< 0.005	< 0.005	< 0.002	< 0.002
MW-24	3/30/16	**6.2**	0.97	**4.6**	**0.025**	< 0.005	< 0.005	< 0.005	**0.006**	**0.004**	**0.018**
	6/24/16*	**8.9**	1.3	**9.4**	< 0.012	< 0.013	**0.10**	< 0.011	< 0.018	< 0.021	< 0.045
		Fire Release Area									
AMW-1	6/22/16*	< 1.2	< 1.2	< 1.8	< 1.2	< 1.3	**120**	< 1.1	< 1.8	< 2.1	< 4.5
AMW-2		Not sampled - permanganate present									
AMW-3		Not sampled - permanganate present									
AMW-4	6/21/16	< 0.005	< 0.005	< 0.005	< 0.005	< 0.005	< 0.005	< 0.005	< 0.005	< 0.002	< 0.002
AMW-5	6/21/16	< 0.005	< 0.005	< 0.005	< 0.005	< 0.005	**0.20**	< 0.005	< 0.005	< 0.002	< 0.002
AMW-6	6/21/16	0.007	< 0.005	< 0.005	< 0.005	< 0.005	**0.57**	< 0.005	**0.007**	< 0.002	< 0.002
AMW-7	6/22/16	< 0.005	< 0.005	< 0.005	< 0.005	< 0.005	**0.042**	< 0.005	< 0.005	< 0.002	**0.0021**
AMW-8		Not sampled - permanganate present									
AMW-9		Not sampled - permanganate present									
AMW-10		Not sampled - permanganate present									
AMW-11D	6/22/16	< 0.005	< 0.005	< 0.005	< 0.005	< 0.005	**0.007**	< 0.005	< 0.005	< 0.002	< 0.002
AMW-12	6/23/16*	0.065 J	< 0.012	**0.089 J**	< 0.012	**1.7**	**28**	< 0.011	**1.3**	< 0.021	< 0.045
AMW-13	6/24/16*	< 0.012	< 0.012	< 0.018	< 0.012	**0.61**	**17**	< 0.011	**0.52**	< 0.021	< 0.045
AMW-14	6/22/16	< 0.005	< 0.005	< 0.005	< 0.005	0.045	**0.83**	< 0.005	**0.057**	< 0.002	< 0.002
AMW-15	6/21/16	< 0.005	< 0.005	< 0.005	< 0.005	0.017	**1.7**	< 0.005	**0.015**	< 0.002	< 0.002
AMW-16	6/22/16	0.005	< 0.005	< 0.005	< 0.005	< 0.005	**2.7**	< 0.005	**0.015**	< 0.002	< 0.002
AMW-17	6/23/16	0.15	< 0.005	< 0.005	< 0.005	< 0.005	< 0.005	< 0.005	< 0.005	< 0.002	**0.0052**
AMW-18	6/21/16	< 0.005	< 0.005	< 0.005	< 0.005	< 0.005	< 0.005	< 0.005	< 0.005	< 0.002	< 0.002
AMW-19	6/22/16	< 0.005	< 0.005	< 0.005	< 0.005	< 0.005	< 0.005	< 0.005	< 0.005	< 0.002	< 0.002
AMW-20	6/23/16	< 0.005	< 0.005	< 0.005	< 0.005	< 0.005	**0.062**	< 0.005	< 0.005	< 0.002	< 0.002
AMW-21	6/24/16*	< 0.012	< 0.012	< 0.018	< 0.012	**0.74**	**19**	< 0.011	**0.42**	< 0.021	< 0.045
DMW-3	6/23/16*	0.14 J	< 0.012	**0.28**	< 0.012	**0.67**	**3.7**	< 0.011	**0.33**	< 0.021	**0.12**
DMW-5	6/23/16	0.015	0.008	**0.054**	< 0.005	**0.15**	**0.31**	0.005	**0.30**	< 0.002	**0.0048**
DMW-12	6/22/16*	<0.012	<0.012	<0.018	<0.012	0.059	**10**	< 0.011	**0.13**	< 0.021	< 0.045
DMW-13	6/24/16	0.009	< 0.005	< 0.005	< 0.005	< 0.005	**1.3**	< 0.005	**0.011**	< 0.002	< 0.002
DMW-14D	6/21/16	< 0.005	< 0.005	< 0.005	< 0.005	< 0.005	< 0.005	< 0.005	< 0.005	< 0.002	< 0.002
DMW-15	6/21/16	< 0.005	< 0.005	< 0.005	< 0.005	< 0.005	< 0.005	< 0.005	< 0.005	< 0.002	< 0.002
ARW-1	6/22/16*	< 0.012	< 0.012	< 0.018	< 0.012	**0.19**	**38**	< 0.011	**0.43**	< 0.021	< 0.045
ARW-2		not sampled - permanganate present									
ARW-3	6/24/16*	< 0.012	< 0.012	< 0.018	< 0.012	**0.82**	**20**	< 0.011	**0.47**	< 0.021	< 0.045
ARW-4	6/22/16*	< 0.012	< 0.012	< 0.018	< 0.012	**0.51**	**10**	< 0.011	**0.25**	< 0.021	< 0.045
OBG-W3	6/23/16	0.016	< 0.005	**0.007**	< 0.005	< 0.005	**0.079**	< 0.005	< 0.005	< 0.002	< 0.002
OBG-W4	6/21/16	< 0.005	< 0.005	< 0.005	< 0.005	< 0.005	< 0.005	< 0.005	< 0.005	< 0.002	< 0.002
OBG-W5	6/22/16*	< 0.012	< 0.012	< 0.018	< 0.012	**0.55**	**12**	< 0.011	**0.29**	< 0.021	< 0.045
OBG-W8		Not sampled - well potentially compromised									
MW-23	6/24/16	0.006	< 0.005	**0.009**	< 0.005	0.048	**0.098**	< 0.005	**0.081**	< 0.002	**0.014**

Prepared by: KAH 7/8/2016
Checked by: CDN 7/13/2016

Notes

Delineation Criteria equals Type 1 Risk Reduction Standard (RRS)

mg/L - milligrams per liter

DL - Detection Limit

J - Estimated concentration

Bold - Concentration above delineation criteria

Bold and Shaded - Concentration above EPD approved Type 4 RRS

* method detection limit (MDL); sample diluted

TABLE 6. GROUNDWATER MNA RESULTS

Monitoring Well	Date	TOC mg/L	Sulfide mg/L	Chloride mg/L	Nitrogen, Nitrate mg/L	Sulfate mg/L	Ethane mg/L	Ethene mg/L	Methane mg/L	Alkalinity mg/L
Dobbs Area										
DMW-1	3/28/16	1.24	2	4.66	0.0491 J	9.09	< 0.009	< 0.007	0.0048	220
	6/24/16	< 1	2	4.31	0.05 J	7.16	< 0.009	< 0.007	0.0083	240
DMW-2	3/29/16	1.63	1.2	2.61	0.0883 J	21.7	< 0.009	< 0.007	0.0014 J	168
	6/23/16	0.217 J	1.6	3.06	0.128 J	23.7	< 0.009	< 0.007	0.0034 J	180
DMW-6	3/29/16	3.44	2.4	12.3	0.0690 J	14.5	< 0.009	0.0085	0.27	280
	6/24/16	< 1	< 1	7.05	0.0375 J	10.1	< 0.009	0.013	0.28	340
DMW-7/DRW-1	3/29/16	6.37	< 1.00	119	0.0554 J	7.06	< 0.009	< 0.007	0.086	290
	6/27/16	< 1	2.48	89.6	< 1.25	10.7	< 0.009	< 0.007	0.0041	295
DMW-9/DRW-3	3/29/16	1.32	0.800 J	26	0.117 J	2.36	< 0.009	< 0.007	0.13	138
	6/27/16	< 1	< 1	88	< 1.25	6.43	0.0019 J	<0.007	0.89	265
DMW-11	3/28/16	0.294 J	1	5.62	0.515	11.5	< 0.009	< 0.007	0.0019 J	64
	6/22/16	< 1	< 1	NA	NA	NA	< 0.009	< 0.007	0.0023 J	69
OBG-W1	4/4/16	1.66	< 1	6.1	1.49	2.36	< 0.009	< 0.007	< 0.004	43
	6/23/16	0.268 J	2	7.1	1.36	3.03	< 0.009	< 0.007	< 0.0027 J	44
OBG-W2	6/23/16	< 1	2.4	2.92	0.0838 J	8.37	< 0.009	< 0.007	< 0.004	149
OBG-W7	3/29/16	4.23	2	48.5	0.0478 J	4.78	0.0027 J	< 0.007	1.2	280
	6/24/16	< 1	< 1	62.4	0.979 J	13.8 J	0.0022 J	< 0.007	1.1	310
MW-22D	4/4/16	< 1	< 1	13.1	1.09	14	< 0.009	< 0.007	< 0.004	188
	6/23/16	< 1	1.6	14.6	1.1	13.9	< 0.009	< 0.007	< 0.0018 J	240
MW-24	3/30/16	< 1	< 1	70.1	0.0450 J	11.1	< 0.009	< 0.007	0.059	270
	6/24/16	< 1	0.800 J	68.5	0.199 J	7.66	< 0.009	< 0.007	0.0049	250

Notes

mg/L - milligrams per liter

TOC - total organic carbon

J - Estimated Concentration

NA - not analyzed - laboratory missed holding time

Prepared by: KAH 7/11/2016

Checked by: CDN 7/13/2016

TABLE 7. GROUNDWATER RCRA METALS RESULTS

Constituent (mg/L)		Arsenic	Barium	Cadmium	Chromium	Lead	Selenium	Silver	Mercury
Delineation Criteria (mg/L)		0.01	2	0.005	0.1	0.015	0.05	0.1	0.002
Sample Location	Date	*Fire Release Area*							
AMW-1	12/4/2013*	<0.020	0.11	<0.005	<0.010	<0.005	<0.020	<0.010	<0.0002
	6/22/2016	< 0.0066	0.0241	< 0.005	< 0.01	< 0.01	< 0.02	< 0.01	< 0.0002
AMW-2	12/13/2013*	<0.020	0.22	<0.005	<0.010	<0.005	<0.020	<0.010	<0.0002
AMW-3	12/12/2013*	<0.020	0.46	<0.005	<0.010	<0.005	<0.020	<0.010	<0.0002
AMW-8	12/9/2015*	< 0.010	0.15	< 0.001	< 0.005	< 0.005	< 0.01	< 0.005	< 0.0002
AMW-9	12/11/2013*	<0.020	0.46	<0.005	<0.010	<0.005	<0.020	<0.010	<0.0002
AMW-10	12/9/2015*	< 0.010	0.11	< 0.001	< 0.005	< 0.005	< 0.01	< 0.005	< 0.0002
AMW-21	12/10/2013*	<0.020	0.11	<0.005	<0.010	<0.005	<0.020	<0.010	<0.0002
	6/24/2016	< 0.0066	0.166	< 0.005	< 0.01	< 0.01	< 0.02	< 0.01	< 0.0002
ARW-1	12/10/2015*	< 0.010	0.30	< 0.001	< 0.005	< 0.005	< 0.01	< 0.005	< 0.0002
	6/22/2016	< 0.0066	0.348	< 0.005	< 0.01	< 0.01	< 0.02	< 0.01	< 0.0002
ARW-4	12/15/2015*	< 0.010	0.31	< 0.001	0.026	< 0.005	< 0.01	< 0.005	< 0.0002
	6/22/2016	< 0.0066	0.323	< 0.005	0.06	< 0.01	< 0.02	< 0.01	< 0.0002

Notes

mg/L - milligrams per liter

Prepared by: DME 08/10/2016
Checked by: CDN 8/13/2016

* Pre-ISCO injection RCRA metals laboratory analytical results; Samples collected as part of ISCO pilot test and included in the*VRP Status Report - February 2014*

Post-ISCO injection RCRA metals laboratory analytical samples were collected in June 2016. No samples were collected from wells AMW-2, AMW-3, AMW-8, AMW-9 and AMW-10 due to the presence of permanganate.

TABLE 8. SPLP SOIL ANALYTICAL RESULTS

		Constituent (mg/L)									
Sample Location	Sample Depth (ft bgs)	Date	1,1,1-TCA	1,1-DCA	1,1-DCE	1,2-DCA	cis-1,2-DCE	PCE	trans-1,2-DCE	TCE	Vinyl chloride
B2	11 - 12'	2/4/2016	<0.005	<0.005	<0.005	<0.005	<0.005	<0.005	<0.005	<0.005	<0.002
	17.5 - 18.5'	2/4/2016	<0.005	<0.005	<0.005	<0.005	<0.005	<0.005	<0.005	<0.005	<0.002
	33 - 34'	2/4/2016	<0.005	<0.005	<0.005	<0.005	<0.005	0.021	<0.005	<0.005	<0.002
B3	8.5 - 10'	2/4/2016	<0.005	<0.005	<0.005	<0.005	<0.005	0.021	<0.005	<0.005	<0.002
	29.5 - 31'	2/4/2016	<0.005	<0.005	<0.005	<0.005	<0.005	<0.005	<0.005	<0.005	<0.002
B4	8 - 9'	2/4/2016	<0.005	<0.005	<0.005	<0.005	<0.005	1.4	<0.005	<0.005	<0.002
	11.5 - 12.5'	2/4/2016	<0.005	<0.005	<0.005	<0.005	<0.005	0.37	<0.005	<0.005	<0.002
	25.5 - 27'	2/4/2016	<0.005	<0.005	<0.005	<0.005	<0.005	0.012	<0.005	<0.005	<0.002
B5	29.5 - 31'	2/4/2016	<0.005	<0.005	<0.005	<0.005	<0.005	0.0089	<0.005	<0.005	<0.002
B6	24 - 25'	2/4/2016	<0.005	<0.005	<0.005	<0.005	<0.005	0.015	<0.005	<0.005	<0.002
B8	20 - 21.5'	2/5/2016	<0.005	<0.005	<0.005	<0.005	<0.005	<0.005	<0.005	<0.005	<0.002
	31 - 32.5'	2/5/2016	<0.005	<0.005	<0.005	<0.005	<0.005	<0.005	<0.005	<0.005	<0.002
B9	13 - 14'	2/5/2016	<0.005	<0.005	<0.005	<0.005	<0.005	<0.005	<0.005	<0.005	<0.002
	18 - 19'	2/5/2016	<0.005	<0.005	<0.005	<0.005	<0.005	<0.005	<0.005	<0.005	<0.002
	25 - 26'	2/5/2016	<0.005	<0.005	<0.005	<0.005	<0.005	<0.005	<0.005	<0.005	<0.002

Notes
ft bgs - feet below ground surface
mg/L - milligrams per liter

Prepared by: DME 8/10/2016
Checked by: CDN 8/13/2016

TABLE 9: SUMMARY OF MONTHLY INVOICES

Month	Hours Billed by Carol D. Northern, P.G.	Description of Activities
Feb 2016	28.25	– Review Fifth VIRP Progress Report – Coordinate implementation of the Fire Release Area ISCO corrective action program
March 2016	9	– Review post-ISCO injection monthly field parameter monitoring – Coordination of field activities for the first quarter Dobbs Area MNA pilot test
April 2016	3.25	– Review draft uniform environmental covenant (UEC) – Review post-ISCO injection monthly field parameter monitoring
May 2016	1	– Review draft UEC
June 2016	5	– Coordination of field activities for the second quarter Dobbs Area MNA pilot test and June site-wide sampling event
July 2016	5.5	– Review data from the June sampling event – Preparation of the Sixth VIRP Progress Report

TABLE 10: PROJECTED MILESTONE SCHEDULE

Date	Activity
August 8, 2013	*VRP Application Approved*
February 14, 2014	*First VIRP Progress Report*
August 12, 2014	*Second VIRP Progress Report*
February 18, 2015	*Third VIRP Progress Report*
August 31, 2015	*Fourth VIRP Progress Report*
December 2015	*Well Abandonment/Re-Installation – Dobbs Area* *Begin MNA Pilot Test - Dobbs Area* *Site Wide Semi-Annual Sampling Event*
January 2016	*Prepare Site for ISCO Injection Corrective Action*
February 2016	*Implement ISCO Injection Program – Fire Release Area* *Fifth VIRP Progress Report*
March 2016	*First MNA Quarterly Sampling Event – Dobbs Area* *First Post-ISCO Monthly Sampling Event – Fire Release Area*
April 2016	*Second Post-ISCO Monthly Sampling Event – Fire Release Area*
May 2016	*Third Post-ISCO Monthly Sampling Event – Fire Release Area*
June 2016	*Fourth Post-ISCO Monthly Sampling Event – Fire Release Area* *Second MNA Quarterly Sampling Event – Dobbs Area* *Site Wide Semi-Annual Sampling Event*
July 2016	*Fifth Post ISCO Monthly Sampling Event – Fire Release Area*
August 2016	Sixth Post-ISCO Monthly Sampling Event – Fire Release Area Sixth VIRP Progress Report
September 2016	Third MNA Quarterly Sampling Event – Dobbs Area
December 2016	Well Abandonment – OBG-W8 Fourth MNA Quarterly Sampling Event – Dobbs Area Semi-Annual Sampling Event
February 2017	Seventh VIRP Progress Report Second ISCO Injection Event – Fire Release Area
June 2017	Site Wide Semi-Annual Sampling Event
August 2017	Eighth VIRP Progress Report

December 2017	Site Wide Semi-Annual Sampling Event
February 2018	Ninth VIRP Progress Report
June 2018	Site Wide Semi-Annual Sampling Event
August 2018	Compliance Status Report

FIGURES

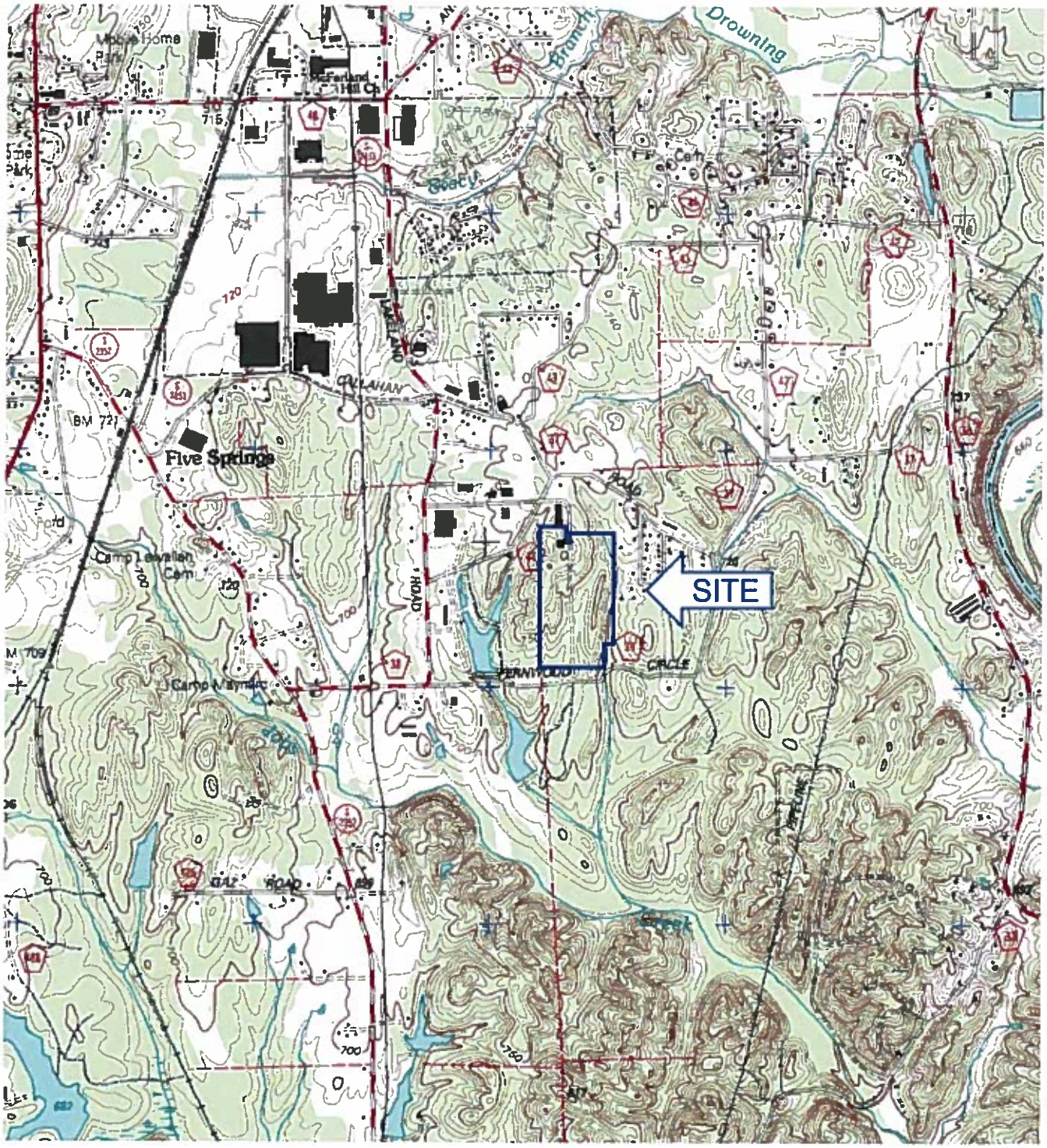

SOURCE: MAPCARD TOPOGRAPHIC MAP, DALTON, GEORGIA

AMC INTERNATIONAL, INC.

310 BROOKHOLLOW INDUSTRIAL BOULEVARD
DALTON, WHITFIELD COUNTY, GEORGIA
HSI SITE NUMBER 10405
PROJECT NO. 02.20140392.16

EARTHCON®

EarthCon Consultants, Inc.
1880 WEST OAK PKWY, BLDG 100, STE 106, MARIETTA, GA, 30062

SITE LOCATION

DRAWN	CHECKED	DATE	FIGURE
SNW	DME	AUG 1, 2016	1

FILENAME: site location and tpo.dwg

Copyright © 2016 EarthCon Consultants, Inc. All Rights Reserved

LEGEND

- AMW-1 — Overburden/PWR Monitoring Well
- DMW-1 — Bedrock Monitoring Well
- VER-1 — Overburden/PWR Recovery Well
- ARW-1 — Bedrock Recovery Well
- ASW-1 — Surface Water Sample Location
- DMW-10 — Abandoned Monitoring Well
- Groundwater Remediation System Shed
- Approximate Property Boundary
- Creek

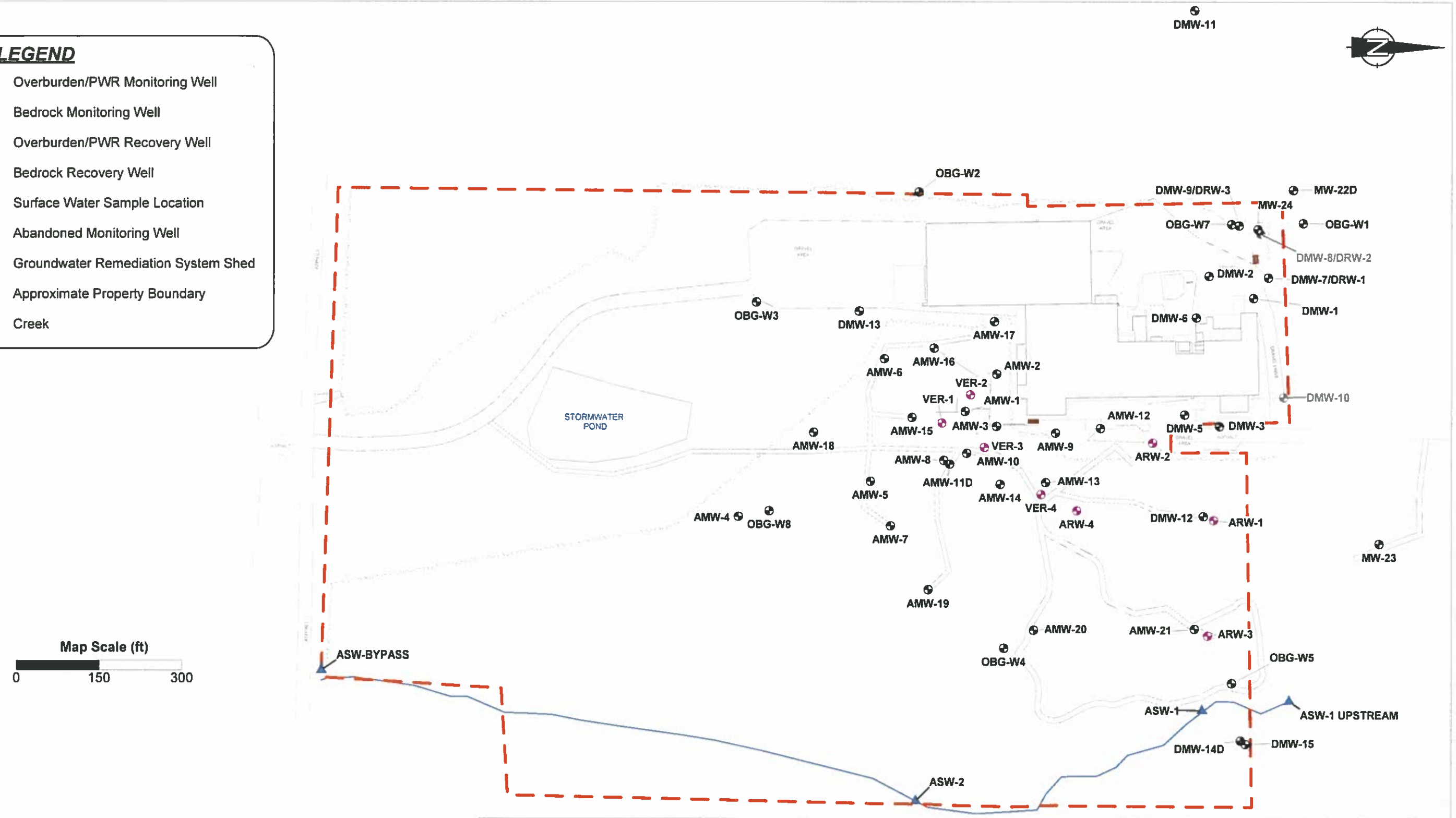

AMC International, Inc.
310 Brookhollow Industrial Boulevard
Dalton, Whitfield County, Georgia
HSI Site Number 10405

Project Number: 02.20140392.16

EARTHCON®
1880 West Oak Parkway, Bldg. 100 Suite 106
Marietta, Georgia 30062

Groundwater Monitoring Well and Surface Water Sample Locations

Prepared by: SNW Checked by: DME Figure: 2

Base Map Source: Terramark Land Surveying, Inc. (6/5/2012)

Copyright © 2016 EarthCon Consultants, Inc. All Rights Reserved.

LEGEND

- AMW-1 — Overburden/PWR Monitoring Well
- DMW-1 — Bedrock Monitoring Well
- VER-1 — Overburden/PWR Recovery Well
- ARW-1 — Bedrock Recovery Well
- ASW-1 — Surface Water Sample Location
- DMW-10 — Abandoned Monitoring Well
- Groundwater Remediation System Shed
- Groundwater Elevation Contour
- Groundwater Flow Direction
- [733.19] — Groundwater Elevation (feet, MSL)
- * — Bedrock Well
  Elevation Not Used in Contouring
- ** — Cargill Monitoring Well
  (Elevation Not Used in Contouring - Measured 7/13/2013)
- Approximate Property Boundary
- Creek

Map Scale (ft)
0 150 300

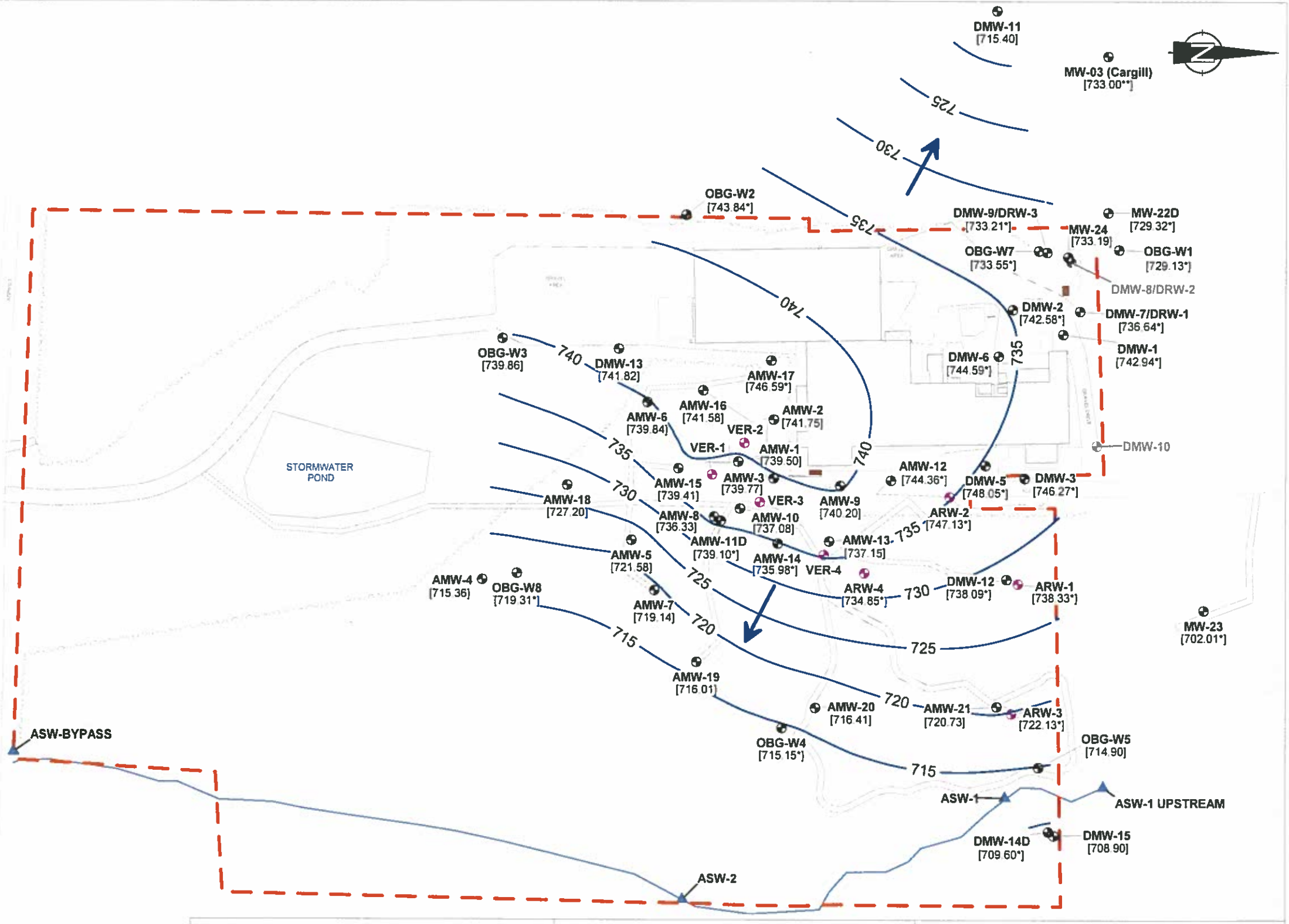

AMC International, Inc.
310 Brookhollow Industrial Boulevard
Dalton, Whitfield County, Georgia
HSI Site Number 10405

Project Number: 02.20140392.16

EARTHCON®
1880 West Oak Parkway, Bldg. 100 Suite 106
Marietta, Georgia 30062

Potentiometric Surface Map
June 20, 2016

Prepared by: SNW Checked by: DME Figure: 3

Base Map Source: Terramark Land Surveying, Inc. (6/5/2012)

Copyright © 2016 EarthCon Consultants, Inc. All Rights Reserved.

LEGEND

- AMW-1 — Overburden/PWR Monitoring Well
- DMW-1 — Bedrock Monitoring Well
- VER-1 — Overburden/PWR Recovery Well
- ARW-1 — Bedrock Recovery Well
- ASW-1 — Surface Water Sample Location
- DMW-10 — Abandoned Monitoring Well
- Groundwater Remediation System Shed
- Approximate Property Boundary
- Creek

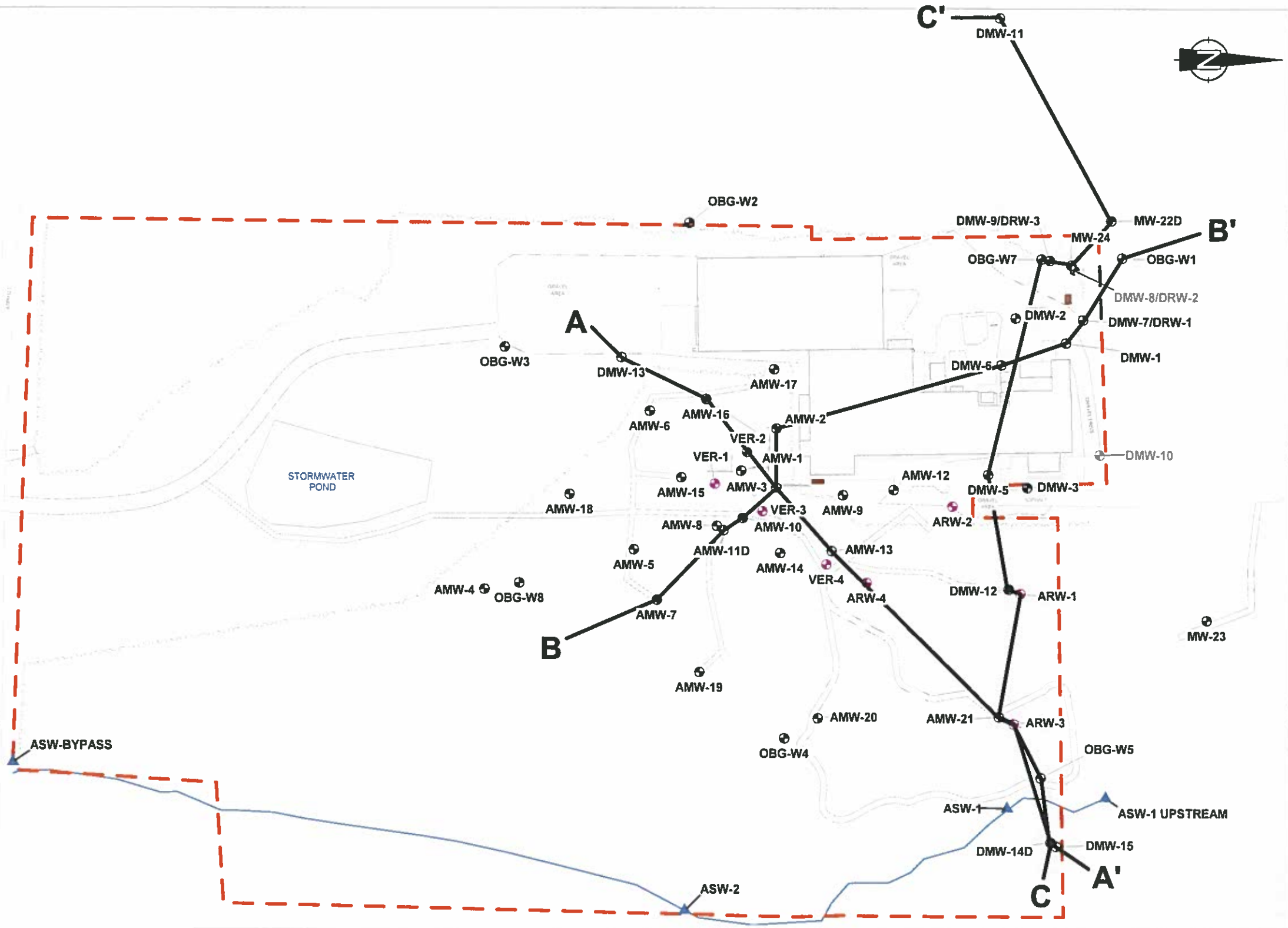

Map Scale (ft)

0 150 300

AMC International, Inc.
310 Brookhollow Industrial Boulevard
Dalton, Whitfield County, Georgia
HSI Site Number 10405

Project Number: 02.20140392.16

EARTHCON®

1880 West Oak Parkway, Bldg. 100 Suite 106
Marietta, Georgia 30062

Cross Section Location Map

Base Map Source: Terramark Land Surveying, Inc. (6/5/2012)

Prepared by: SNW Checked by: DME Figure: 4

Copyright © 2016 EarthCon Consultants, Inc. All Rights Reserved.

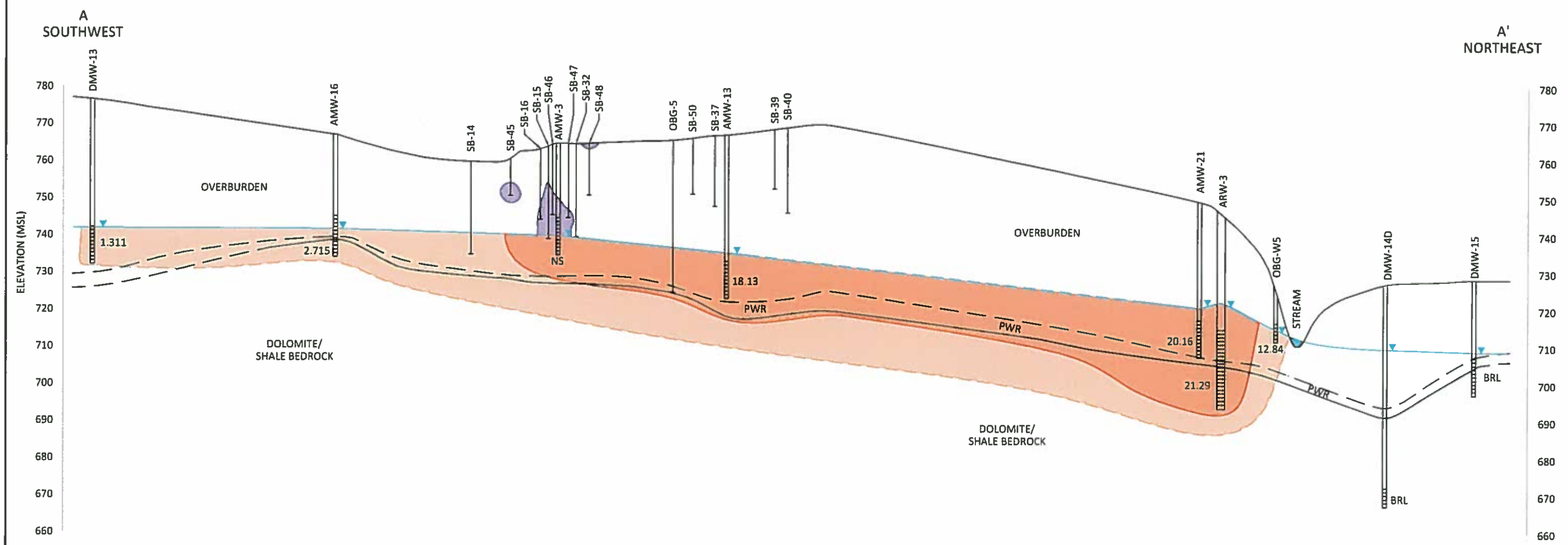

30
APPROXIMATE SCALE (FEET)
120

LEGEND

PWR	PARTIALLY WEATHERED ROCK		SCREEN INTERVAL
OVERBURDEN	CLAY AND SILT		BORING
	GROUNDWATER ELEVATION (JUNE 2016)		
	TOTAL CVOC GROUNDWATER PLUME GREATER THAN DELINEATION CRITERIA (DC)		DASHED WHERE INFERRED
	TOTAL CVOC CONCENTRATION IN SOIL GREATER THAN DC	20.16	TOTAL CVOC CONCENTRATION (mg/L) IN GROUNDWATER GREATER THAN DC (JUNE 2016)
BDC	BELOW DC		
BRL	BELOW REPORTING LIMIT		

SOURCE AMEC VOLUNTARY INVESTIGATION AND REMEDIATION PLAN (MAY 2012, REVISED JUNE 22, 2012, REVISED APRIL 12, 2013)

AMC INTERNATIONAL, INC.
310 BROOKHOLLOW INDUSTRIAL BOULEVARD
DALTON, WHITFIELD COUNTY, GEORGIA
HSI SITE NUMBER 10405
PROJECT NO. 02.20140392.16

EARTHCON®
EarthCon Consultants, Inc.
1880 WEST OAK PKWY, BLDG 100, STE 106, MARIETTA, GA, 30062

CROSS SECTION A-A'

DRAWN	CHECKED	DATE	FIGURE
SNW	DME	AUG 10, 2016	5

FILENAME a-a'.dwg

Copyright © 2016 EarthCon Consultants, Inc. All Rights Reserved

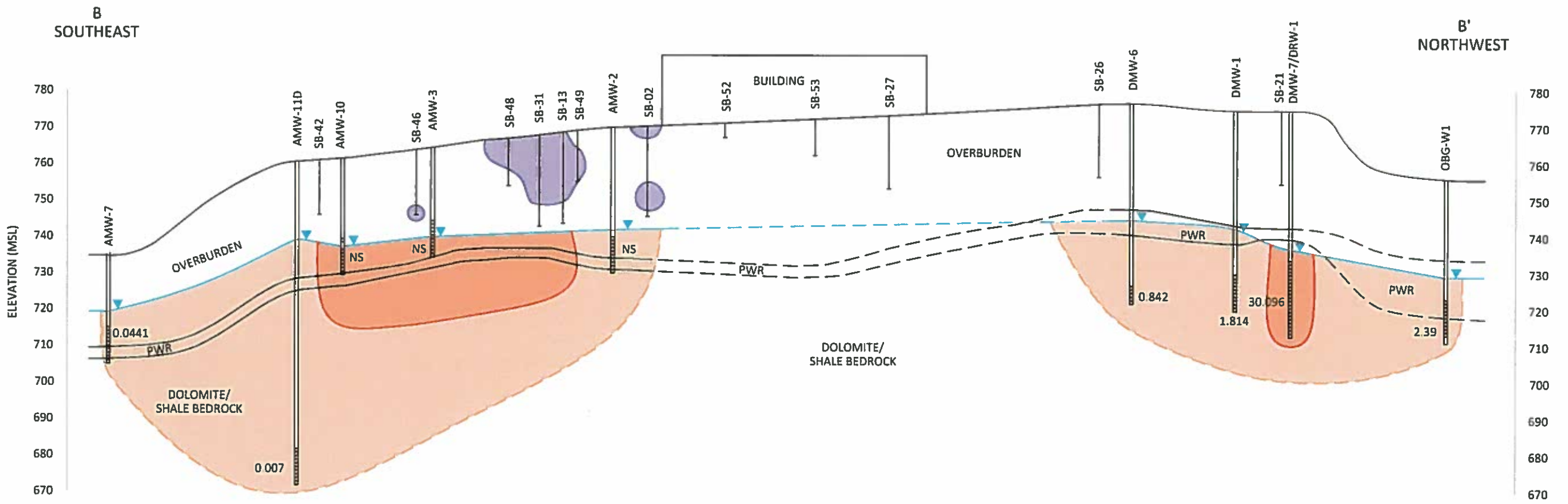

30 — 90

APPROXIMATE SCALE (FEET)

LEGEND

PWR	PARTIALLY WEATHERED ROCK
OVERBURDEN	CLAY AND SILT
	GROUNDWATER ELEVATION (JUNE 2016)
	TOTAL CVOC GROUNDWATER PLUME GREATER THAN DELINEATION CRITERIA (DC)
	TOTAL CVOC CONCENTRATION IN SOIL GREATER THAN DC
BDC	BELOW DC
BRL	BELOW REPORTING LIMIT

	SCREEN INTERVAL
	BORING
— — —	DASHED WHERE INFERRED
30.096	TOTAL CVOC CONCENTRATION (mg/L) IN GROUNDWATER GREATER THAN DC (JUNE 2016)

SOURCE: AMEC VOLUNTARY INVESTIGATION AND REMEDIATION PLAN (MAY 2012, REVISED JUNE 22, 2012, REVISED APRIL 12, 2013

AMC INTERNATIONAL, INC.
310 BROOKHOLLOW INDUSTRIAL BOULEVARD
DALTON, WHITFIELD COUNTY, GEORGIA
HSI SITE NUMBER 10405
PROJECT NO. 02.20140392.16

EARTHCON®
EarthCon Consultants, Inc.
1880 WEST OAK PKWY, BLDG 100, STE 106, MARIETTA, GA, 30062

CROSS SECTION B-B'

DRAWN	CHECKED	DATE	FIGURE
SNW	DME	AUG 10, 2016	6

FILENAME: s-6.dwg

Copyright © 2016 EarthCon Consultants, Inc. All Rights Reserved

C
EAST

C'
WEST

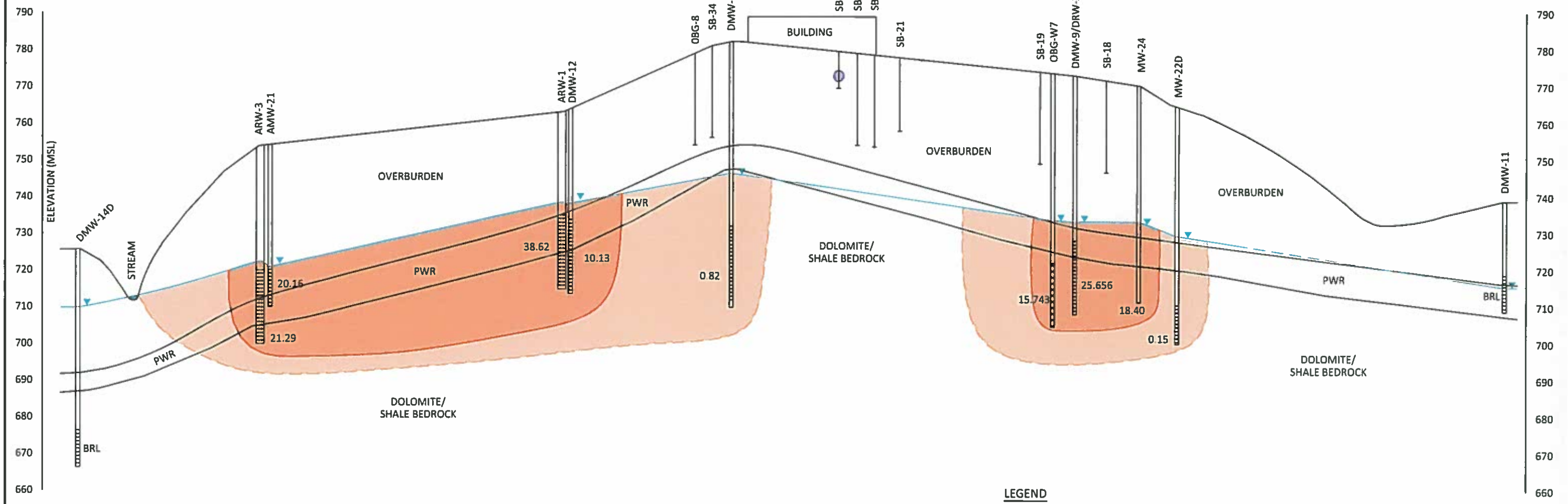

30
APPROXIMATE SCALE (FEET)
120

LEGEND

PWR	PARTIALLY WEATHERED ROCK		SCREEN INTERVAL
OVERBURDEN	CLAY AND SILT		BORING / OPEN HOLE
	GROUNDWATER ELEVATION (JUNE 2016)	— — —	DASHED WHERE INFERRED
	TOTAL CVOC GROUNDWATER PLUME GREATER THAN DELINEATION CRITERIA (DC)	18.40	TOTAL CVOC CONCENTRATION (mg/L) IN GROUNDWATER GREATER THAN DC (JUNE 2016)
	TOTAL CVOC CONCENTRATION IN SOIL GREATER THAN DC		
BDC	BELOW DC		
BRL	BELOW REPORTING LIMIT		

SOURCE: AMEC VOLUNTARY INVESTIGATION AND REMEDIATION PLAN (MAY 2012, REVISED JUNE 22, 2012, REVISED APRIL 12, 2013

FILENAME: a-d.dwg

Copyright © 2016 EarthCon Consultants, Inc. All Rights Reserved

AMC INTERNATIONAL, INC.
310 BROOKHOLLOW INDUSTRIAL BOULEVARD
DALTON, WHITFIELD COUNTY, GEORGIA
HSI SITE NUMBER 10405
PROJECT NO. 02.20140392.16

EARTHCON®
EarthCon Consultants, Inc.
1880 WEST OAK PKWY, BLDG 100, STE 106, MARIETTA, GA, 30062

CROSS SECTION C-C'

DRAWN	CHECKED	DATE	FIGURE
SNW	DME	AUG 10, 2016	7

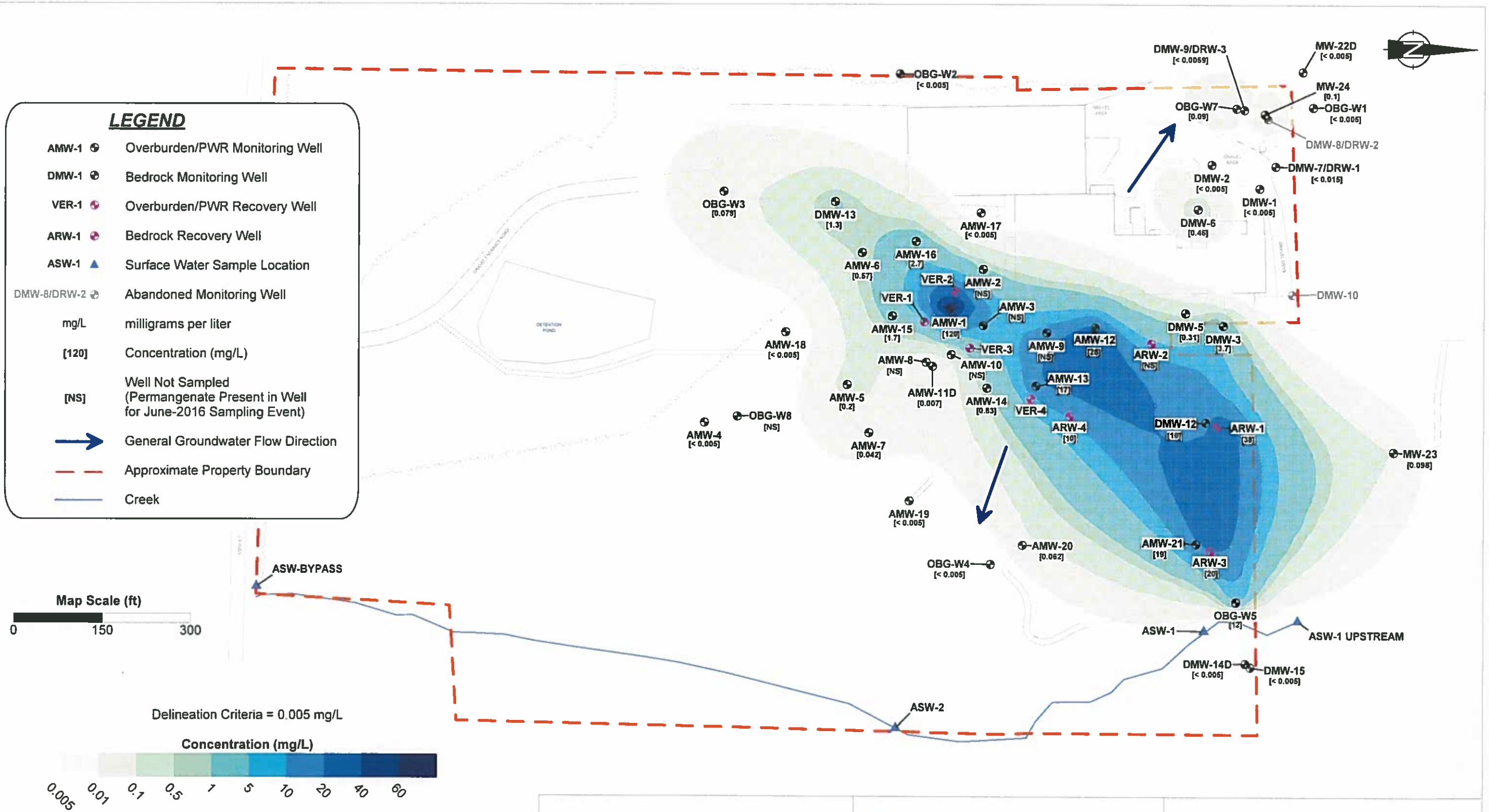

AMC International, Inc.
310 Brookhollow Industrial Boulevard
Dalton, Whitfield County, Georgia
HSI Site Number 10405

Project Number: 02.20140392.16

EARTHCON®
1880 West Oak Parkway, Bldg. 100 Suite 106
Marietta, Georgia 30062

PCE
Isoconcentration Map
June 2016

Prepared by: SNW Checked by: DME Figure: 8

Base Map Source: Terramark Land Surveying, Inc. (6/5/2012)

Copyright © 2016 EarthCon Consultants, Inc. All Rights Reserved.

LEGEND

AMW-1	Overburden/PWR Monitoring Well
DMW-1	Bedrock Monitoring Well
VER-1	Overburden/PWR Recovery Well
ARW-1	Bedrock Recovery Well
ASW-1	Surface Water Sample Location
DMW-8/DRW-2	Abandoned Monitoring Well
mg/L	milligrams per liter
[1.3]	Concentration (mg/L)
[NS]	Well Not Sampled (Permangenate Present in Well for June-2016 Sampling Event)
	General Groundwater Flow Direction
	Approximate Property Boundary
	Creek

OBG-W2 [< 0.005]
DMW-9/DRW-3 [< 0.0071]
MW-22D [< 0.005]
MW-24 [< 0.018]
OBG-W7 [< 0.018]
OBG-W1 [< 0.005]
DMW-8/DRW-2
DMW-7/DRW-1 [< 0.018]
DMW-2 [< 0.005]
DMW-1 [< 0.005]
DMW-6 [0.17]
DMW-10
OBG-W3 [< 0.005]
DMW-13 [0.011]
AMW-17 [< 0.005]
AMW-16 [0.015]
AMW-6 [0.007]
VER-2
AMW-2 [NS]
VER-1
AMW-3 [NS]
AMW-15 [0.015]
AMW-1 [< 1.8]
AMW-18 [< 0.005]
DMW-5 [0.3]
DMW-3 [0.33]
AMW-9 [NS]
AMW-12 [1.3]
ARW-2 [NS]
VER-3
AMW-8 [NS]
AMW-10 [NS]
AMW-13 [0.52]
AMW-11D [< 0.005]
AMW-5 [< 0.005]
AMW-14 [0.057]
VER-4
OBG-W8 [NS]
ARW-4 [0.25]
DMW-12 [0.13]
ARW-1 [0.43]
AMW-4 [< 0.005]
AMW-7 [< 0.005]
MW-23 [0.081]
AMW-19 [< 0.005]
AMW-20 [< 0.005]
AMW-21 [0.42]
ARW-3 [0.47]
OBG-W4 [< 0.005]
OBG-W5 [0.29]
ASW-BYPASS
ASW-1
ASW-1 UPSTREAM
DMW-14D [< 0.005]
DMW-15 [< 0.005]
ASW-2

Map Scale (ft)
0 150 300

Delineation Criteria = 0.005 mg/L

Concentration (mg/L)
0.005 0.01 0.1 0.5 1 5 10 20 40 60

Base Map Source: Terramark Land Surveying, Inc. (6/5/2012)

AMC International, Inc.
310 Brookhollow Industrial Boulevard
Dalton, Whitfield County, Georgia
HSI Site Number 10405

Project Number: 02.20140392.16

EARTHCON®
1880 West Oak Parkway, Bldg. 100 Suite 106
Marietta, Georgia 30062

TCE
Isoconcentration Map
June 2016

Prepared by: SNW Checked by: DME Figure: 9

Copyright © 2016 EarthCon Consultants, Inc. All Rights Reserved.

LEGEND

AMW-1	Overburden/PWR Monitoring Well
DMW-1	Bedrock Monitoring Well
VER-1	Overburden/PWR Recovery Well
ARW-1	Bedrock Recovery Well
ASW-1	Surface Water Sample Location
DMW-8/DRW-2	Abandoned Monitoring Well
mg/L	milligrams per liter
J	Estimated Concentration
[0.12]	Concentration (mg/L)
[NS]	Well Not Sampled (Permangenate Present in Well for June-2016 Sampling Event)
→	General Groundwater Flow Direction
— —	Approximate Property Boundary
~~	Creek

Map Scale (ft)

0 150 300

Delineation Criteria = 0.002 mg/L

Concentration (mg/L)

0.002 0.005 0.01 0.05 0.1 0.5 1 2 4 8

OBG-W2 [< 0.002]
DMW-9/DRW-3 [0.072]
MW-22D [< 0.002]
MW-24 [< 0.045]
OBG-W7 [0.053 J]
OBG-W1 [< 0.002]
DMW-8/DRW-2
DMW-7/DRW-1 [< 0.045]
DMW-2 [0.0096]
DMW-1 [0.014]
DMW-6 [0.028]
OBG-W3 [< 0.002]
DMW-13 [< 0.002]
AMW-17 [0.0052]
AMW-16 [< 0.002]
AMW-6 [< 0.002]
VER-2
AMW-2 [NS]
VER-1
AMW-3 [NS]
AMW-15 [< 0.002]
AMW-1 [< 4.5]
DMW-10
AMW-18 [< 0.002]
VER-3
AMW-9 [NS]
AMW-12 [< 0.045]
DMW-5 [0.0048]
DMW-3 [0.12]
ARW-2 [NS]
AMW-8 [NS]
AMW-10 [NS]
AMW-11D [< 0.002]
AMW-13 [< 0.045]
AMW-5 [< 0.002]
AMW-14 [< 0.002]
VER-4
OBG-W8 [NS]
AMW-4 [< 0.002]
AMW-7 [0.0021]
ARW-4 [< 0.045]
DMW-12 [< 0.045]
ARW-1 [< 0.045]
MW-23 [0.014]
AMW-19 [< 0.002]
AMW-20 [< 0.002]
AMW-21 [< 0.045]
ARW-3 [< 0.045]
OBG-W4 [< 0.002]
ASW-BYPASS
OBG-W5 [< 0.045]
ASW-1
ASW-1 UPSTREAM
DMW-14D [< 0.002]
DMW-15 [< 0.002]
ASW-2

AMC International, Inc.
310 Brookhollow Industrial Boulevard
Dalton, Whitfield County, Georgia
HSI Site Number 10405

Project Number: 02.20140392.16

EARTHCON®
1880 West Oak Parkway, Bldg. 100 Suite 106
Marietta, Georgia 30062

1,4-Dioxane Isoconcentration Map June 2016

Prepared by: SNW Checked by: DME Figure: 10

Base Map Source: Terramark Land Surveying, Inc. (6/5/2012)

Copyright © 2016 EarthCon Consultants, Inc. All Rights Reserved.

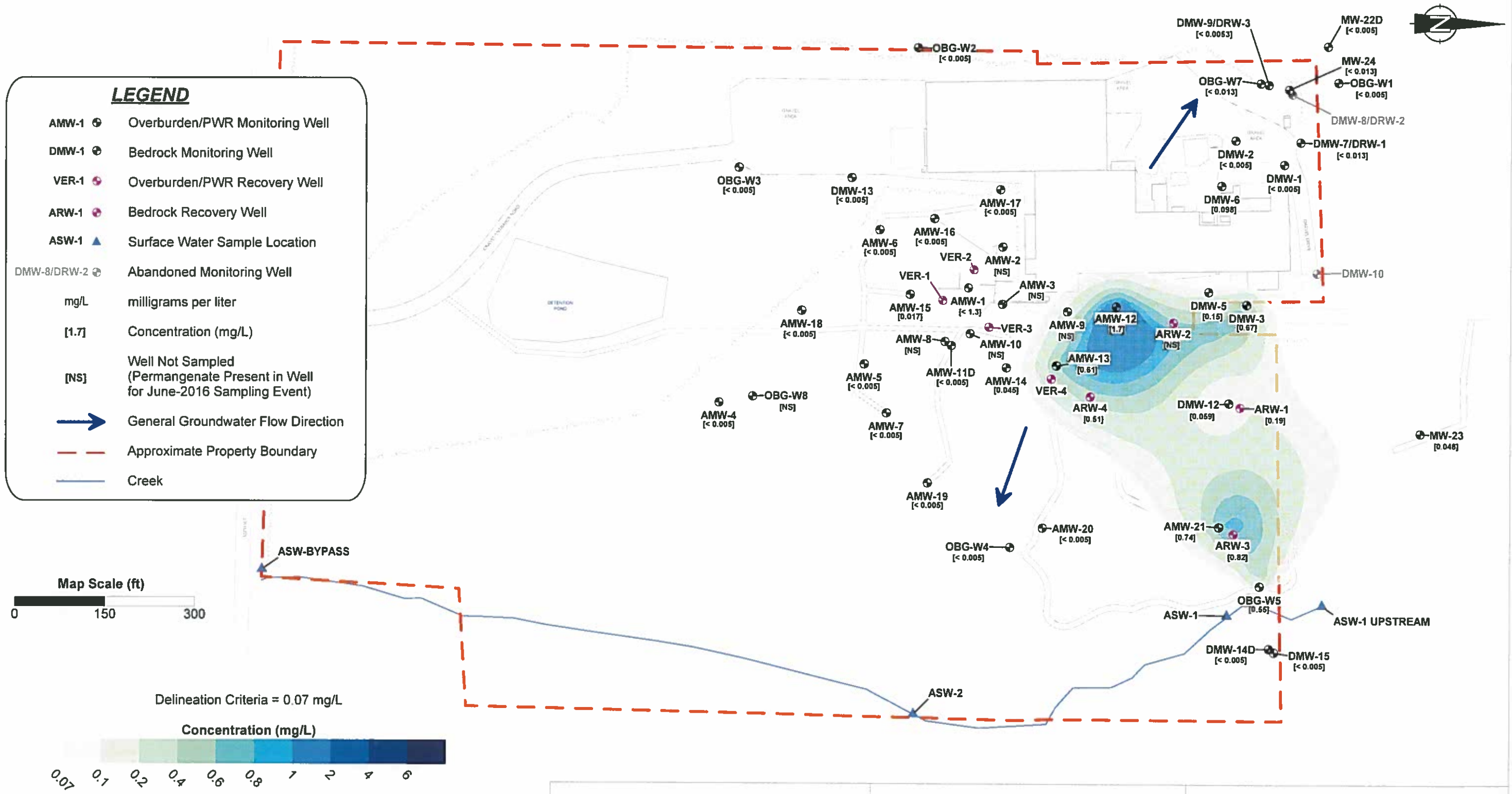

AMC International, Inc.
310 Brookhollow Industrial Boulevard
Dalton, Whitfield County, Georgia
HSI Site Number 10405

Project Number: 02.20140392.16

EARTHCON®
1880 West Oak Parkway, Bldg. 100 Suite 106
Marietta, Georgia 30062

cis-1,2-DCE Isoconcentration Map June 2016

Prepared by: SNW Checked by: DME Figure: 11

Base Map Source: Terramark Land Surveying, Inc. (6/5/2012)

Copyright © 2016 EarthCon Consultants, Inc. All Rights Reserved.

LEGEND

AMW-1	Overburden/PWR Monitoring Well
DMW-1	Bedrock Monitoring Well
VER-1	Overburden/PWR Recovery Well
ARW-1	Bedrock Recovery Well
DMW-8/DRW-2	Abandoned Monitoring Well
mg/L	milligrams per liter
[6.7]	Concentration (mg/L)
[NS]	Well Not Sampled (Permangenate Present in Well for June-2016 Sampling Event)
→	General Groundwater Flow Direction
— —	Approximate Property Boundary

Map Scale (ft)

0 150 300

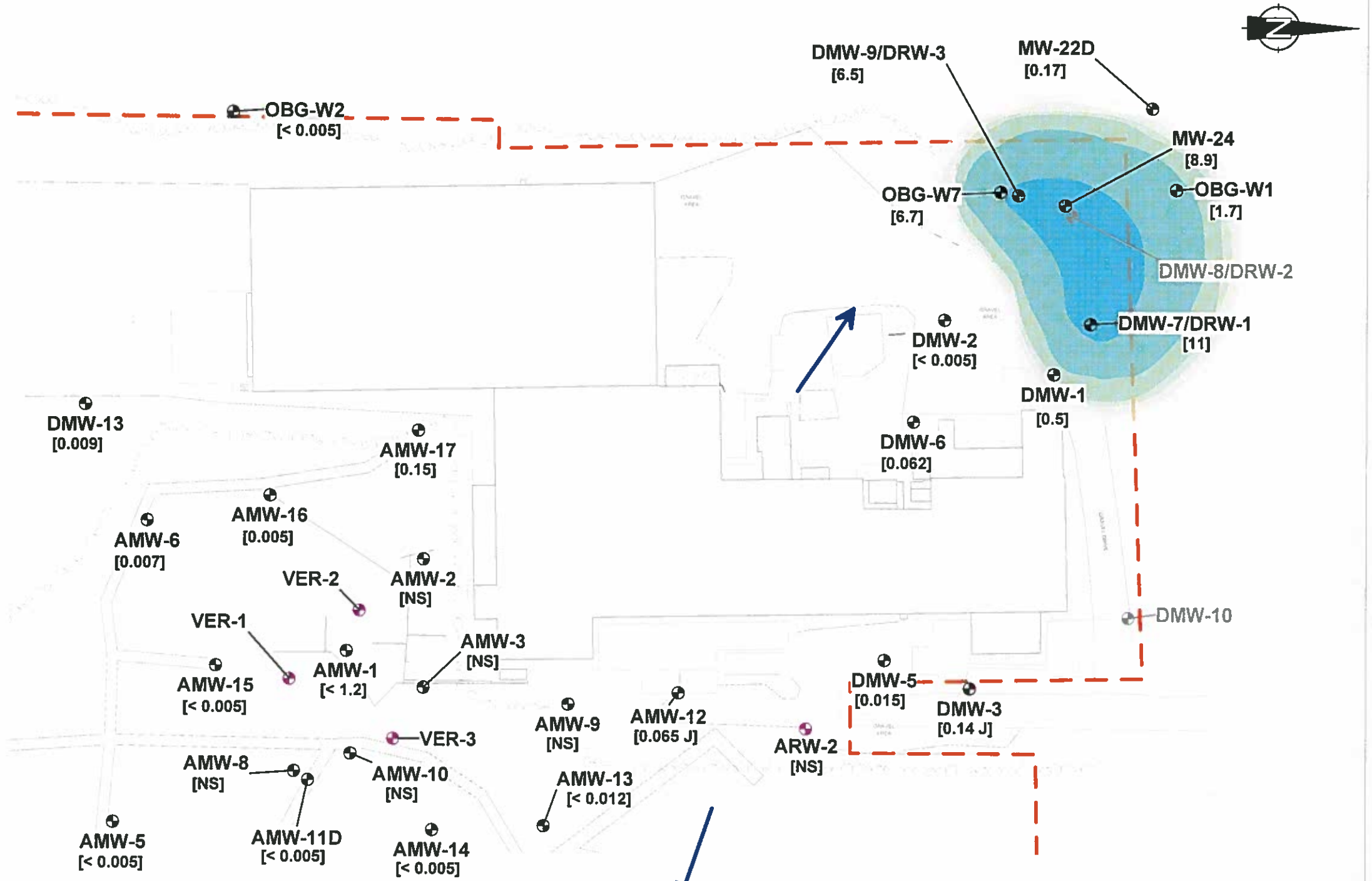

Delineation Criteria = 0.2 mg/L

Concentration (mg/L)

0.2 0.3 0.4 0.5 1 5 10 15 20 40

AMC International, Inc.
310 Brookhollow Industrial Boulevard
Dalton, Whitfield County, Georgia
HSI Site Number 10405

Project Number: 02.20140392.16

EARTHCON®

1880 West Oak Parkway, Bldg. 100 Suite 106
Marietta, Georgia 30062

1,1,1-TCA
Isoconcentration Map
June 2016

Prepared by: SNW Checked by: DME Figure: 12

Base Map Source: Terramark Land Surveying, Inc. (6/5/2012)

Copyright © 2016 EarthCon Consultants, Inc. All Rights Reserved.

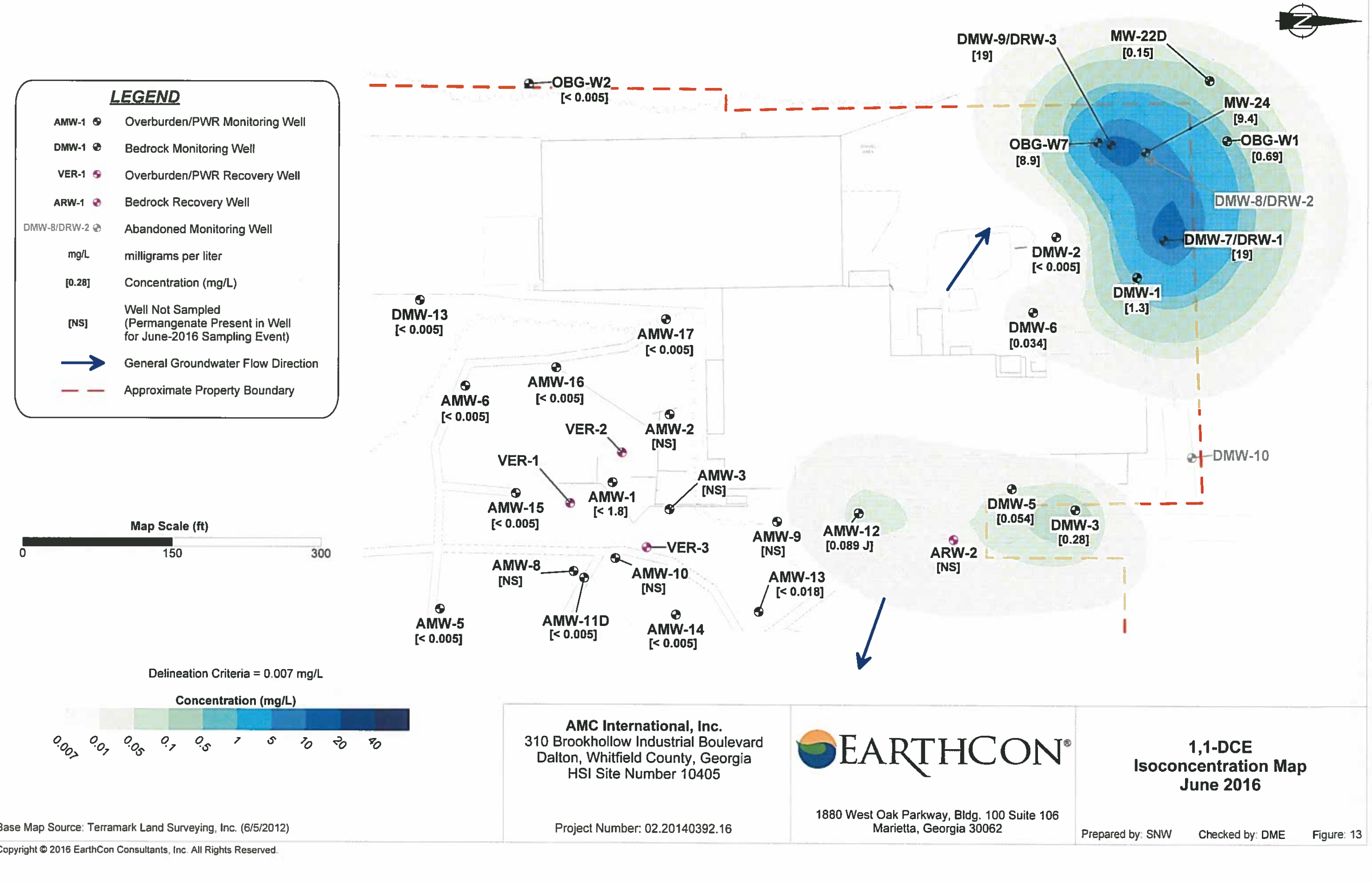

AMC International, Inc.
310 Brookhollow Industrial Boulevard
Dalton, Whitfield County, Georgia
HSI Site Number 10405

Project Number: 02.20140392.16

EARTHCON®
1880 West Oak Parkway, Bldg. 100 Suite 106
Marietta, Georgia 30062

1,1-DCE
Isoconcentration Map
June 2016

Prepared by: SNW Checked by: DME Figure: 13

Base Map Source: Terramark Land Surveying, Inc. (6/5/2012)

Copyright © 2016 EarthCon Consultants, Inc. All Rights Reserved.

LEGEND

AMW-1	Overburden/PWR Monitoring Well
DMW-1	Bedrock Monitoring Well
VER-1	Overburden/PWR Recovery Well
ARW-1	Bedrock Recovery Well
DMW-8/DRW-2	Abandoned Monitoring Well
mg/L	milligrams per liter
J	Estimated Concentration
[0.084 J]	Concentration (mg/L)
[NS]	Well Not Sampled (Permangenate Present in Well for June-2016 Sampling Event)
→	General Groundwater Flow Direction
— —	Approximate Property Boundary

Map Scale (ft)

0 150 300

Delineation Criteria = 0.005 mg/L

Concentration (mg/L)

0.005 0.008 0.01 0.05 0.08 0.1 0.5 0.8 1 5

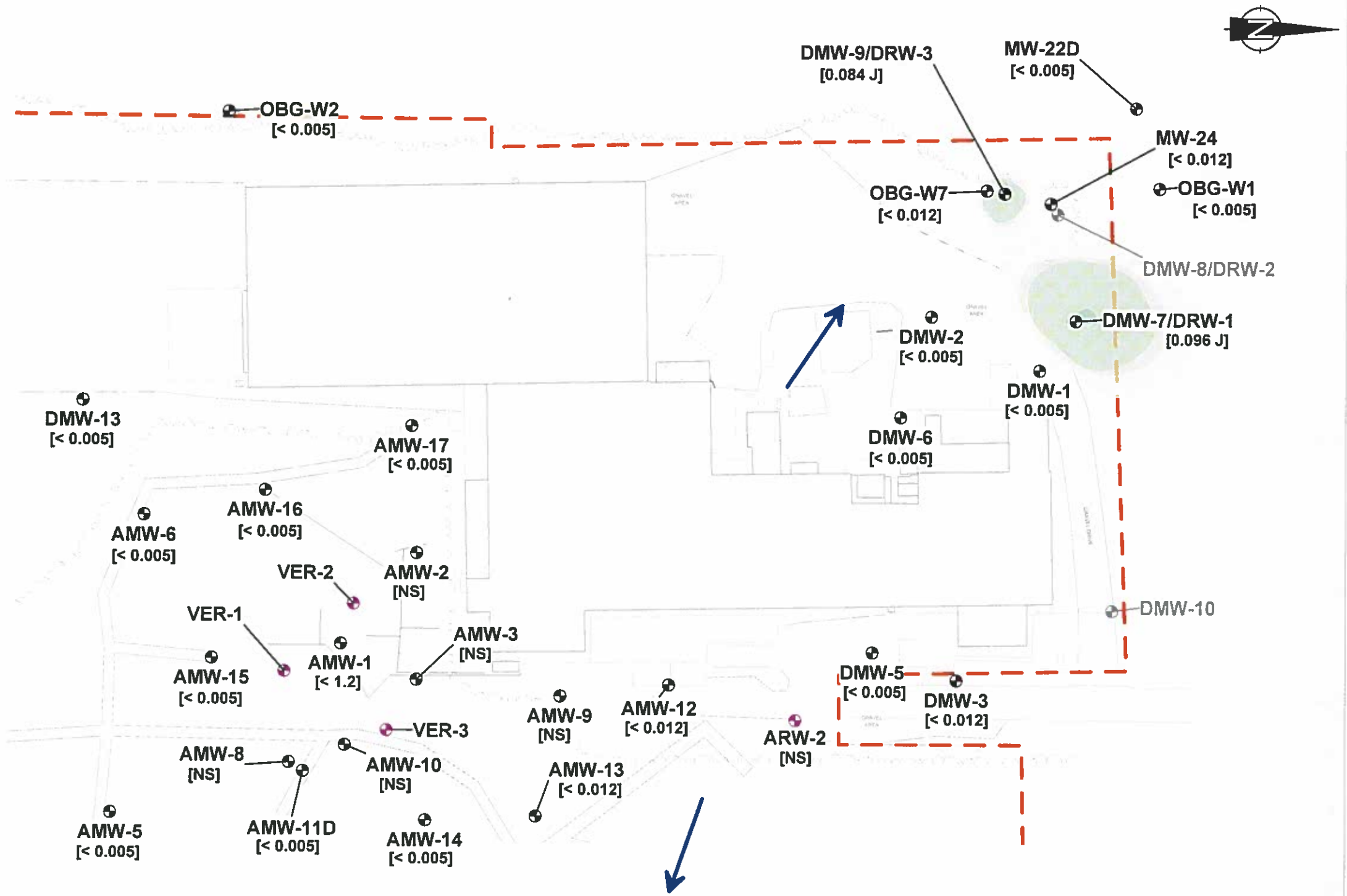

AMC International, Inc.
310 Brookhollow Industrial Boulevard
Dalton, Whitfield County, Georgia
HSI Site Number 10405

Project Number: 02.20140392.16

EARTHCON®

1880 West Oak Parkway, Bldg. 100 Suite 106
Marietta, Georgia 30062

1,2-DCA
Isoconcentration Map
June 2016

Prepared by: SNW Checked by: DME Figure: 14

Base Map Source: Terramark Land Surveying, Inc. (6/5/2012)

Copyright © 2016 EarthCon Consultants, Inc. All Rights Reserved.

LEGEND

AMW-1	Overburden/PWR Monitoring Well
DMW-1	Bedrock Monitoring Well
VER-1	Overburden/PWR Recovery Well
ARW-1	Bedrock Recovery Well
DMW-8/DRW-2	Abandoned Monitoring Well
mg/L	milligrams per liter
[0.052]	Concentration (mg/L)
[NS]	Well Not Sampled (Permangenate Present in Well for June-2016 Sampling Event)
→	General Groundwater Flow Direction
— —	Approximate Property Boundary

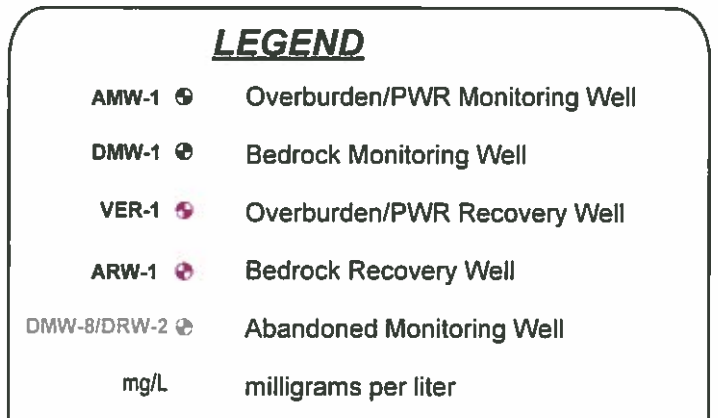

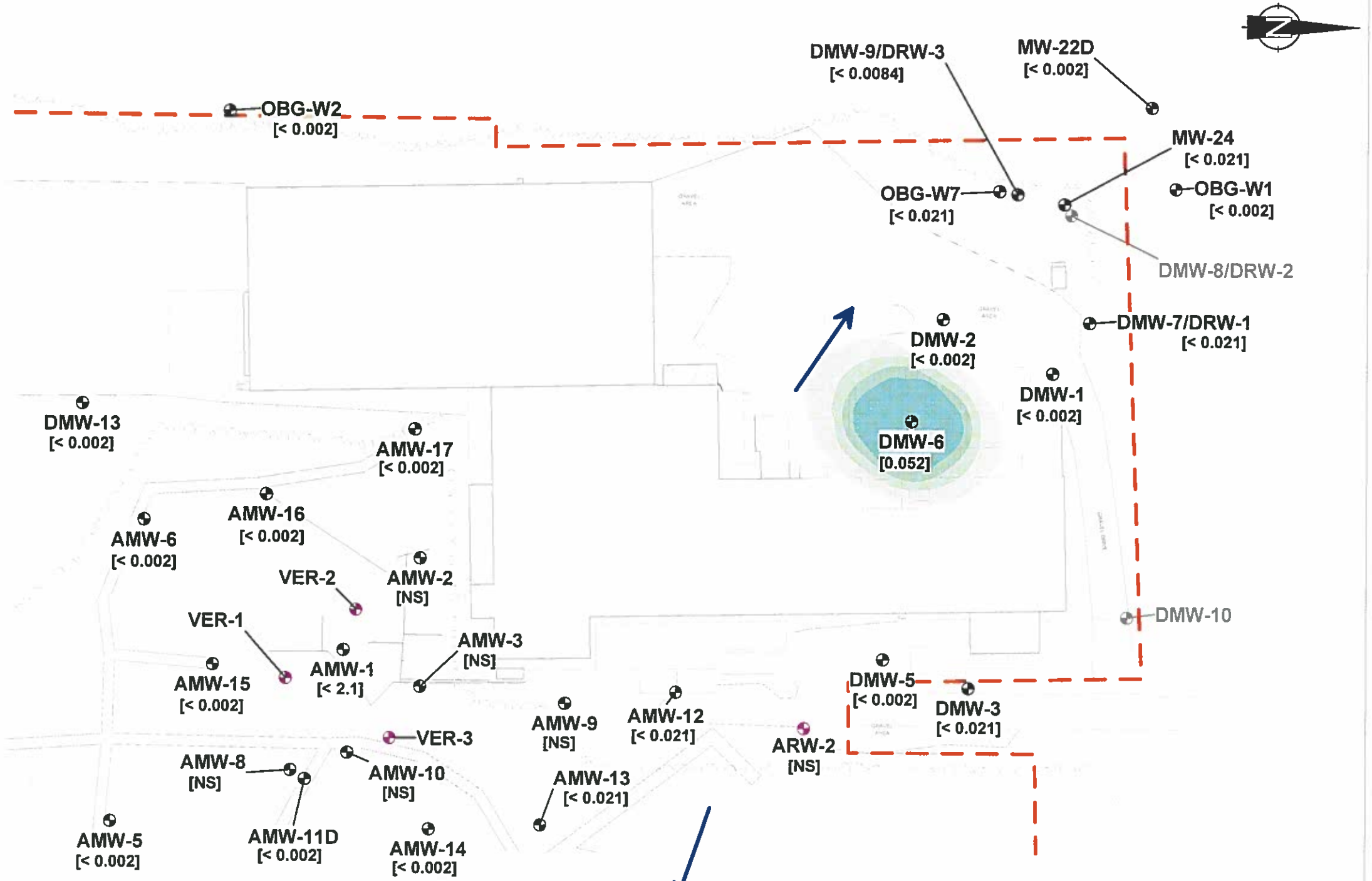

Delineation Criteria = 0.002 mg/L

Concentration (mg/L)

0.002 0.004 0.006 0.008 0.01 0.05 0.1 0.5 1 5

Base Map Source: Terramark Land Surveying, Inc. (6/5/2012)

AMC International, Inc.
310 Brookhollow Industrial Boulevard
Dalton, Whitfield County, Georgia
HSI Site Number 10405

Project Number: 02.20140392.16

EARTHCON®
1880 West Oak Parkway, Bldg. 100 Suite 106
Marietta, Georgia 30062

Vinyl Chloride Isoconcentration Map June 2016

Prepared by: SNW Checked by: DME Figure: 15

Copyright © 2016 EarthCon Consultants, Inc. All Rights Reserved.

LEGEND

AMW-1	Monitoring Well
ARW-1	Recovery Well
IB-1	ISCO Injection Boring Location
B-1	SPLP Soil Boring Location
VER-1	Existing Well Injection Location
I-1 - I-7	Existing Pilot Test Well Location
AMW-1	ISCO Effectiveness Monitoring Well Location
— —	Approximate Property Boundary

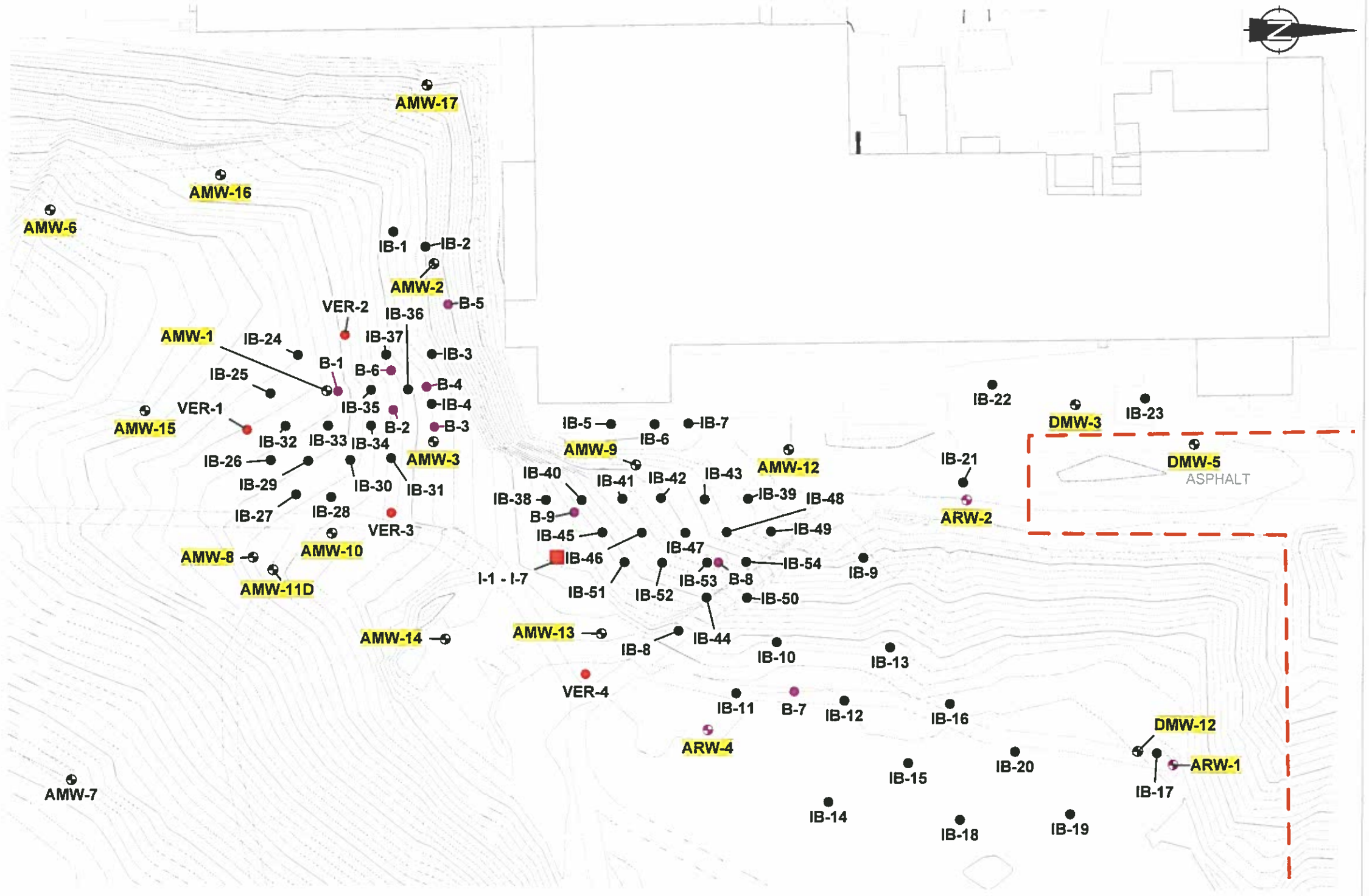

Map Scale (ft)

0 50 100

Base Map and Topographic Map Source: Terramark Land Surveying, Inc. (6/5/2012)

AMC International, Inc.
310 Brookhollow Industrial Boulevard
Dalton, Whitfield County, Georgia
HSI Site Number 10405

Project Number: 02.20140392.16

EARTHCON®

1880 West Oak Parkway, Bldg. 100 Suite 106
Marietta, Georgia 30062

ISCO Injection Boring and SPLP Soil Sample Locations

Prepared by: SNW Checked by: DME Figure: 16

Copyright © 2016 EarthCon Consultants, Inc. All Rights Reserved.

APPENDIX A

SUMMARY OF FIELD PROCEDURES

APPENDIX A: SUMMARY OF FIELD PROCEDURES

Sampling events were conducted in March 2016 and June 2016 at the AMC Dalton facility. The field activities are described in the following sections. Field sampling forms and copies of the field book notes are provided in Appendix B. Laboratory analytical reports are provided in Appendix C.

GROUNDWATER SAMPLING

A targeted sampling event was conducted in the Dobbs Area from March 28, 2016 through March 30, 2016 in which 8 wells were sampled. OBG-W1 and MW-22D were sampled on April 4, 2016. A site wide sampling event was conducted during June 2016. All monitoring wells, with the exception of AMW-2, AMW-3, AMW-8, AMW-9, AMW-10, ARW-2, and OBG-W8 were sampled.

A sample was not collected from OBG-W8 due to the well potentially being compromised. Samples were not collected from AMW-2, AMW-3, AMW-8, AMW-9, AMW-10, and ARW-2 due to the presence of permanganate indicated by the purple color of the groundwater.

Groundwater sampling was conducted in general accordance with the United States Environmental Protection Agency (USEPA) Region 4 Science and Ecosystem Support Division (SESD) Operating Procedure (OP) for *Groundwater Sampling* (SESDPROC-301-R3, March 2013). Prior to sampling, water level measurements were collected from each well and water quality parameters were measured. Water level measurements are presented in Table 2. The field parameters measured at the time of groundwater sampling are provided on the field forms in Appendix B. Field parameters collected during the March 2016 and June 2016 sampling event are presented in Table 3.

Sample Containers

The laboratory provided sample containers met the sampling requirements of the study. The laboratory verified the cleanliness of each batch of containers prior to use. The laboratory supplied the necessary preservation solutions and shipped these with the sample containers.

The field samplers took responsibility for properly identifying the location of each sample taken and for recording the sample date, the type of sample, the preservative used, and the applicable project number. This information was documented in the field book/field form. This same information was then placed on the sample identification label and the chain-of-custody record. Sample labels were filled out with indelible ink. If the field sampler determined that additional information was pertinent to a sample being taken, such data was recorded in the field book/field form.

Groundwater Level Measurement

Prior to well sampling, depth to groundwater and total well depth were measured using an electronic tape or water level indicator. A fixed point was marked with an indelible marker on

each well to serve as a reference point for measurement. Depths were measured to the nearest 0.01 foot and recorded on the field sheet. The tape was cleaned with phosphate-free laboratory detergent and water, and rinsed with distilled water prior to each use.

Well Purging

The monitoring wells were purged using a low flow/low volume method with a peristaltic or bladder pump and dedicated, disposable, Teflon-lined tubing. The pumps were decontaminated before use and between each well. The groundwater parameters of temperature, pH, specific conductivity, dissolved oxygen (DO), oxidation-reduction potential (ORP), and turbidity were measured during purging.

Purging continued until a minimum of three consecutive stable readings were measured with five to ten-minute intervals between readings. For the March 2016 monitoring event, the turbidity criterion of 10 NTUs was met for most wells with the exception of DMW-1. For the June 2016 monitoring event, the turbidity criterion of 10 NTUs was met for most wells with the exception of DMW-1, DMW-6, and AMW-17. Pumping rates were reduced as much as possible to reduce the amount of drawdown in the wells. After purging began, drawdown stabilized and was generally less than 0.33 feet for the majority of the wells.

Purging was considered complete after the depth to water and water quality parameters stabilized. Purge water from the wells was temporarily placed in five-gallon buckets and emptied into the facility's waste water storage container. Additional information regarding the purging and sampling activities including the volume of water in each well, purge rate, and depth to water during the purge process are provided in the field sampling forms in Appendix B.

Groundwater Sampling and Analysis

Groundwater samples were collected after the water level in the well stabilized and after the pH and specific conductance measurements stabilized. The groundwater samples were placed in laboratory supplied pre-preserved containers. The containers were labeled, placed in a cooler on ice, and transported to Analytical Environmental Services, Inc. (AES) located in Norcross, Georgia, a NELAC-certified laboratory. Groundwater samples collected from wells located in both the Dobbs Area and Fire-Release Area were analyzed for volatile organic compounds (VOCs) by EPA Method 8260B. Groundwater samples located in the Dobbs Area were analyzed for monitored natural attenuation (MNA) parameters including total organic carbon (TOC), alkalinity, sulfide, chloride, nitrate, sulfate, ethane, ethene, and methane. Monitoring wells MW-1, AMW-21, ARW-1, and ARW-4 were also analyzed for RCRA Metals by EPA Method 6010 (arsenic, barium, cadmium, chromium, lead, selenium, and silver) and by EPA Method 7470 (mercury).

Decontamination Procedures

Decontamination procedures consisted of the use of dedicated, disposable tubing at each sampling location. Equipment such as the water level indicator and field measurement

instrumentation were cleaned with phosphate-free laboratory detergent and rinsed with distilled water in general accordance with the EPA SESD OP for *Field Equipment Cleaning and Decontamination* (SESDPROC-205-R2, December 2011). The equipment was allowed to air dry. Nitrile gloves were also worn and changed between each sampling location.

Equipment Calibration

Equipment used to perform field testing on groundwater samples included a YSI 556 with flow thru cell or a SmartTroll MP multi-parameter meter with flow thru cell and a Scientific Micro TPW, HF Scientific, or Hach turbidity meter to measure pH, specific conductivity, temperature, dissolved oxygen, ORP, and turbidity. Equipment calibration was verified on a daily basis.

Field Sampling Forms

Field personnel maintained a permanently bound, water resistant field notebook. Field activities were recorded with indelible ink. Additionally, sampling field forms were completed for each sample. The notebook, sampling forms, and chain-of-custody records contain sufficient information to allow reconstruction of the sample collection and handling procedures at a later time.

Chain-of-Custody

Sample custody was documented from the time of sample collection when the labeled sample was placed into an iced cooler in the possession of the sampling technician. A corresponding line item on the chain-of-custody record was filled out and initialed by the sampling technicians. The chain-of-custody record is used to track custody of samples during transport and shipping. Upon completion of appropriate line items, or upon sample pick-up, the field representative signed, dated, listed the time, and confirmed the completeness of descriptive information contained on the form. The chain-of-custody form accompanied the samples and terminated upon laboratory receipt of samples. All entries were recorded in ink. Each sample had a corresponding entry on a chain-of-custody record.

Analytical Procedures and QA/QC

Groundwater samples were transported to AES under chain-of-custody protocol. The samples were analyzed for VOCs by EPA Method 8260B and for RCRA metals by EPA Methods 6010 and 7470. Quality control samples, consisting of blind duplicates, trip blanks, and laboratory method blanks were also collected and analyzed.

SURFACE WATER SAMPLING

On March 28, 2016, a surface water sample was collected at DSW-1. On June 24, 2016 surface water samples were collected at locations, ASW-1, ASW-2, and ASW-Bypass. On June 27, 2016, a surface water sample was collected at ASW-1 Upstream. Surface water sampling was conducted in general accordance with the EPA SESD OP for *Surface Water Sampling* (SESDPROC-201-R3, February 2013). Each sample was collected by dipping a clean,

dedicated stainless-steel container into the creek while facing upstream and without disturbing the stream bed. With as little agitation as possible, the surface water samples were decanted from the stainless-steel container into pre-preserved 40 ml glass vials with Teflon septa. The vials were labeled, placed in a cooler on ice and transported to AES where they were analyzed for VOCs using EPA Method 8260B.

MONITORING WELL ABANDONMENT

Dobbs Area monitoring well DMW-10 was abandoned on March 28, 2016. The screen and riser were tremie-grouted from the bottom of the well to the surface. The well pad and vault were removed. Copies of the field notes recorded during well abandonment activities are provided with the field forms in Appendix B.

APPENDIX B

FIELD SAMPLING FORMS

EARTHCON

Groundwater Sampling Record

WELL No. DMW-1	PROJECT # 02.20140392.16	LOCATION 310 Brookhollow Industrial Blvd, Dalton, Whitfield County, GA	DATE 3/28/16
SAMPLE No. DMW-1	PROJECT NAME AMC Dalton	FIELD PERSONNEL/COMPANY Keaton Henry /EarthCon	
SAMPLE TIME: 18:10	SITE Dalton, GA	FIELD CONDITIONS/WEATHER Sunny, 60's	

Well Condition Inspection (circle one)

cover: (locked) not locked
number: (legible) not legible
outer casing: (good) fair poor
inner casing: (good) fair poor
well photographed: yes (no)

Equipment Cleaning Procedures

- potable water and phosphate-free soap
- potable water rinse
- water rinse: (distilled) deionized
- solvent rinse: acetone hexane
- air dry

Casing Diameter: (circle one) (2") 4" 6" Other:____

Casing Volume Calculation: $(\pi r^2 h)(7.48\ gal/ft^3)$
Casing Volume (gallons/ft) for: 2" = 0.163; 4" = 0.653; 6" = 1.47
Casing Volume (liters/ft) for: 2" = 0.618; 4" = 2.47; 6" = 5.56

Depth to Water (feet):	33.34	Measuring Point Elevation (feet):	
Depth of Well (feet):	54.50	Groundwater Surface Elevation:	
Water Column (feet):	21.16	LNAPL present:	thickness:
Casing Volume (gallons/liters):	3.45	DNAPL present:	thickness:
Calculated Purge Volume (gallons/liters):	10.35	Remarks: Reduce cycles from 30 sec per withdrawal to 40 sec per withdrawal to 60 sec per ~~water~~ withdrawal	
Actual Purge Volume (gallons/liters):	2.30		
Pump Intake Depth (feet):	~50'	Ferrous Iron (mg/L):	0.12 Can dilution

Well Evacuation

Water level recovery is: (very slow) slow moderate fast Bailed dry: yes (no)

TIME 2400 hrs	CUMULATIVE VOLUME (gal)	TEMPERATURE (°C)	pH	DISSOLVED OXYGEN (mg/L)	ORP (mV)	CONDUCTIVITY (µs/cm)	TURBIDITY (NTU)	Depth to Water (Feet)	ODOR/COLOR/ REMARKS
16:40	0								PURGE START
16:45	0.35	19.32	7.45	1.84	69.4	452.50	68.8	35.70	cloudy
16:50	0.55	19.22	7.44	1.75	82.2	452.30	89.4	36.95	sl cloudy
16:55	0.75	19.45	7.44	1.91	77.0	452.00	78.6	37.31	"
17:00	0.90	19.53	7.44	1.92	74.9	449.30	51.0	37.75	"
17:05	1.0	19.59	7.45	1.81	72.3	451.00	44.1	38.32	"
17:10	1.10	19.62	7.45	1.90	70.6	451.10	34.1	38.71	"
17:15	1.25	19.70	7.45	1.73	70.5	451.10	34.0	39.04	"
17:20	1.40	19.45	7.45	1.70	72.2	451.10	26.9	39.42	clear
17:25	1.55	19.54	7.47	1.71	70.60	451.00	24.5	39.80	"
17:30	1.65	19.27	7.46	1.38	70.10	453.50	22.3	40.13	"
17:35	1.75	19.45	7.46	1.28	68.40	454.50	18.2	40.58	"
17:40	1.40	19.30	7.47	1.40	69.50	452.60	17.7	41.06	
17:50	2.10	19.36	7.46	1.33	69.40	453.70	21.0	41.51	
17:55	2.20	19.43	7.47	1.29	69.70	455.10	19.7	41.75	"
18:00	2.30	19.32	7.47	1.30	71.00	451.90	19.3	41.92	"

Measurement and Sampling Equipment

Type	Manufacturer	Model #	Calibration Date
Multi-Parameter	In-Situ	Smart Troll MP	3/28/16
Turbidimeter	LaMotte	2020 we	3/28/16
Bladder Pump	QED	Micro Purge MP50	

SAMPLE NUMBER	ANALYTICAL METHOD	BOTTLE TYPE	PRESERVATIVE	QA REMARKS
DMW-1	VOCs SW 8260B	2 voa 40-mL	HCl	
"	GC Analysis	2 voa 40-mL	HCl	
"	1,4 Dioxene	2 voa 40-mL	HCl	
"	Alkalinity SM2320B	1 250-mL HDPE	-	
"	TOC SM5310B	1 250 mL HDPE	H_2SO_4	
"	Sulfide SM4500-S2-F	1 500 mL HDPE	NaOH+Zn Ac	
"	Ion Scan E300.0	1 500 mL HDPE	-	

EARTHCON

Groundwater Sampling Record

WELL No. DMW-2	PROJECT # 02.20140392.16	LOCATION 310 Brookhollow Industrial Blvd, Dalton, Whitfield County, GA	DATE 3/29/16
SAMPLE No. DMW-2	PROJECT NAME AMC Dalton	FIELD PERSONNEL/COMPANY Keaton Henry	/EarthCon
SAMPLE TIME: 9:20	SITE Dalton, GA	FIELD CONDITIONS/WEATHER Sunny, 40's	

Well Condition Inspection (circle one)

cover: (locked) not locked
number: (legible) not legible
outer casing: (good) fair poor
inner casing: (good) fair poor
well photographed: yes (no)

Equipment Cleaning Procedures

(potable water and phosphate-free soap)
- potable water rinse
- water rinse: (distilled) deionized
- solvent rinse: acetone hexane
- air dry

Casing Diameter: (circle one) (2") 4" 6" Other:____

Casing Volume Calculation: $(\pi r^2 h)(7.48\ gal/ft^3)$
Casing Volume (gallons/ft) for: 2" = 0.163; 4" = 0.653; 6" = 1.47
Casing Volume (liters/ft) for: 2" = 0.618; 4" = 2.47; 6" = 5.56

Depth to Water (feet):	40.94	Measuring Point Elevation (feet):	
Depth of Well (feet):	54.76	Groundwater Surface Elevation:	
Water Column (feet):	13.82	LNAPL present:	thickness:
Casing Volume (gallons/liters):	2.25	DNAPL present:	thickness:
Calculated Purge Volume (gallons/liters):	6.75	Remarks: Lower pump ~3 ft due to drawdown when sampling VOCs (40 mL vials)	
Actual Purge Volume (gallons/liters):	0.70		
Pump Intake Depth (feet):	~50'	Ferrous Iron (mg/L): 0.57 (no dilution	

Well Evacuation

Water level recovery is: (very slow) slow moderate fast — Bailed dry: yes (no)

TIME 2400 hrs	CUMULATIVE VOLUME (gal)	TEMPERATURE (°C)	pH	DISSOLVED OXYGEN (mg/L)	ORP (mV)	CONDUCTIVITY (µs/cm)	TURBIDITY (NTU)	Depth to Water (Feet)	ODOR/COLOR/ REMARKS
9:30	0								PURGE START
9:35	0.25	13.75	7.73	8.22	79.5	390.0	458	42.18	clear
9:40	0.40	13.58	7.80	8.08	89.8	364.4	361	42.67	"
9:45	0.50	14.43	7.84	8.07	63.7	381.2	326	43.11	"
9:50	0.55	14.04	7.87	8.19	60.0	381.7	—	43.44	"
9:55	0.60	14.75	7.88	8.17	77.5	378.7	2.62	43.86	"
9:00	0.65	15.42	7.88	8.11	56.0	376.8	2.68	44.20	"
9:05	0.70	15.04	7.91	8.08	54.0	377.6	2.47	44.52	"
9:20		s a	m	p	l	e			

Measurement and Sampling Equipment

Type	Manufacturer	Model #	Calibration Date
Multi-Parameter	In Situ	Smart Troll MP	3/29/16
Turbidimeter	LaMotte	2020 we	3/29/16
Bladder Pump	QED	Micro Purge MP 50	—

SAMPLE NUMBER	ANALYTICAL METHOD	BOTTLE TYPE	PRESERVATIVE	QA REMARKS
DMW-2	VOCs SW 8260B	2 voa 40-mL	HCl	
"	GC Analysis	2 voa 40-mL	HCl	
"	1,4 Dioxane	2 voa 40-mL	HCl	
"	Alkalinity SM2320B	1 250-mL HDPE	-	
"	TOC SM5310B	1 250 mL HDPE	H_2SO_4	
"	Sulfide SM4500-S2-F	1 500 mL HDPE	NaOH+Zn Ac	
"	Ion Scan E300.0	1 500 mL HDPE	-	

EARTHCON

Groundwater Sampling Record

WELL No. DMW-6	PROJECT # 02.20140392.16	LOCATION 310 Brookhollow Industrial Blvd, Dalton, Whitfield County, GA	DATE 3/29/16
SAMPLE No. DMW-6	PROJECT NAME AMC Dalton	FIELD PERSONNEL/COMPANY Keaton Henry	/EarthCon
SAMPLE TIME: 12:20	SITE Dalton, GA	FIELD CONDITIONS/WEATHER Sunny, 50's	

Well Condition Inspection (circle one)

cover: (locked) not locked
number: (legible) not legible
outer casing: (good) fair poor
inner casing: (good) fair poor
well photographed: yes (no)

Equipment Cleaning Procedures

- potable water and phosphate-free soap
- potable water rinse
- water rinse: (distilled) deionized
- solvent rinse: acetone hexane
- air dry

Casing Diameter: (circle one) (2") 4" 6" Other:____

Casing Volume Calculation: $(\pi r^2 h)(7.48\ gal/ft^3)$
Casing Volume (gallons/ft) for: 2" = 0.163; 4" = 0.653; 6" = 1.47
Casing Volume (liters/ft) for: 2" = 0.618; 4" = 2.47; 6" = 5.56

Depth to Water (feet):	32.86	Measuring Point Elevation (feet):	
Depth of Well (feet):	55.69	Groundwater Surface Elevation:	
Water Column (feet):	22.83	LNAPL present:	thickness:
Casing Volume (gallons/liters):	3.72	DNAPL present:	thickness:
Calculated Purge Volume (gallons/liters):	11.16	Remarks:	
Actual Purge Volume (gallons/liters):	1.70		
Pump Intake Depth (feet):	~45'	Ferrous Iron (mg/L):	0.75 (no dilution)

Well Evacuation

Water level recovery is: very slow slow (moderate) fast Bailed dry: yes (no)

	TIME 2400 hrs	CUMULATIVE VOLUME (gal)	TEMPERATURE (°C)	pH	DISSOLVED OXYGEN (mg/L)	ORP (mV)	CONDUCTIVITY (µs/cm)	TURBIDITY (NTU)	Depth to Water (Feet)	ODOR/COLOR/ REMARKS
D Jcc	10:52	0								PURGE START
	10:57	0.20	19.57	7.01	1.09	20.7	594.4	114	33.41	cloudy
D Jcc	11:02	0.40	19.45	6.97	0.90	34.3	548.0	607	34.31	"
	11:07	0.50	19.31	6.95	0.78	26.0	544.0	58	34.64	"
	11:12	0.60	19.38	6.93	0.73	18.1	544.0	83	34.92	"
	11:17	0.75	19.43	6.92	0.71	10.0	544.0	18	35.21	sl cloudy
	11:22	0.85	19.72	6.92	0.80	6.4	542.8	69.9	35.18	"
	11:32	1.0	20.05	6.90	0.80	-2.5	545.7	44.7	35.32	"
	11:37	1.05	20.05	6.91	0.81	-6.3	542.7	36.6	35.33	"
	11:42	1.10	20.08	6.91	0.79	-9.8	541.5	27.0	35.44	"
	11:47	1.25	20.08	6.91	0.80	-10.3	540.2	23.6	35.52	"
	11:52	1.40	20.12	6.88	0.80	-10.5	583.5	20.7	35.53	"
	11:57	1.50	20.29	6.91	0.81	-12.9	586.7	15.1	35.56	clear
	12:02	1.60	20.25	6.90	0.80	-14.1	589.6	13.6	35.60	"
	12:07	1.70	20.43	6.90	0.77	-16.3	592.9	4.87	35.62	"
	12:20		S a	m	p	l	e			

Measurement and Sampling Equipment

Type	Manufacturer	Model #	Calibration Date
Multi-Parameter	In-Situ	Smart Troll MP	3/24/16
Turbidimeter	LaMotte	2020 we	3/24/16
Bladder Pump	QED	Micro Purge MP-50	

SAMPLE NUMBER	ANALYTICAL METHOD	BOTTLE TYPE	PRESERVATIVE	QA REMARKS
DMW-6	VOCs SW 8260B	2 voa 40-mL	HCl	
"	GC Analysis	2 voa 40-mL	HCl	
"	1,4 Dioxane	2 voa 40-mL	HCl	
"	Alkalinity SM2320B	1 250-mL HDPE	-	
"	TOC SM5310B	1 250 mL HDPE	H_2SO_4	
"	Sulfide SM4500-S2-F	1 500 mL HDPE	NaOH+Zn Ac	
"	Ion Scan E300.0	1 500 mL HDPE	-	

DMW-7 / DRW-1

EARTHCON

Groundwater Sampling Record

WELL No. DRW-7	PROJECT # 02.20140392.16	LOCATION 310 Brookhollow Industrial Blvd. Dalton, Whitfield County, GA	DATE 3/29/16
SAMPLE No. DMW-7 / DRW-1	PROJECT NAME AMC Dalton	FIELD PERSONNEL/COMPANY Caeton Henry	/EarthCon
SAMPLE TIME: 14:25	SITE Dalton, GA	FIELD CONDITIONS/WEATHER Sunny, 60's	

Well Condition-Inspection (circle one)

cover: (locked) not locked
number: (legible) not legible
outer casing: (good) fair poor
inner casing: (good) fair poor
well photographed: yes (no)

Equipment Cleaning Procedures

- potable water and phosphate-free soap
- potable water rinse
- water rinse: (distilled) deionized
- solvent rinse: acetone hexane
- air dry

Casing Diameter:

(circle one) 2" (4") 6" Other:___

Casing Volume Calculation: $(\pi r^2 h)(7.48\ gal/ft^3)$
Casing Volume (gallons/ft) for: 2" = 0.163; 4" = 0.653; 6" = 1.47
Casing Volume (liters/ft) for: 2" = 0.618; 4" = 2.47; 6" = 5.56

Depth to Water (feet):	34.73	Measuring Point Elevation (feet):	
Depth of Well (feet):	60.84	Groundwater Surface Elevation:	
Water Column (feet):	26.11	LNAPL present:	thickness:
Casing Volume (gallons/liters):	17.05	DNAPL present:	thickness:
Calculated Purge Volume (gallons/liters):	51.15	Remarks:	
Actual Purge Volume (gallons/liters):	1.0		
Pump Intake Depth (feet):	~50'	Ferrous Iron (mg/L):	0.06 (no dilution)

Well Evacuation

Water level recovery is: very slow (slow) moderate fast

Bailed dry: yes (no)

TIME 2400 hrs	CUMULATIVE VOLUME (gal)	TEMPERATURE (°C)	pH	DISSOLVED OXYGEN (mg/L)	ORP (mV)	CONDUCTIVITY (µs/cm)	TURBIDITY (NTU)	Depth to Water (Feet)	ODOR/COLOR/ REMARKS
13:30	0								PURGE START
13:35	0.5 10	14.77	6.91	2.18	18.00	900.1	3.13	35.15	clear
13:40	0.30 20	14.22	6.85	2.43	18.60	913.9	3.02	35.30	"
13:45	0.30	14.10	6.82	2.35	20.10	917.5	1.21	35.38	"
13:50	0.45	14.91	6.79	1.50	20.80	919.4	0.91	35.45	"
13:55	0.55	16.65	6.78	1.03	21.20	918.7	0.60	35.53	"
14:00	0.65	14.59	6.77	1.05	21.80	919.9	0.94	35.65	"
14:05	0.75	16.63	6.77	0.96	22.80	913.8	0.68	35.75	"
14:10	0.85	16.64	6.77	1.27	22.40	917.80	0.95	35.90	"
14:15	0.95	16.43	6.77	1.33	22.90	918.6	1.04	35.45	"
14:25		s a	m	p	l	e			

Measurement and Sampling Equipment

Type	Manufacturer	Model #	Calibration Date
Multi-Parameter	In-Situ	SmartTroll MP	3/29/16
Turbidimeter	LaMotte	2020 we	3/29/16
Bladder Pump	QED	Micro Purge MP50	

SAMPLE NUMBER	ANALYTICAL METHOD	BOTTLE TYPE	PRESERVATIVE	QA REMARKS
DMW-7 / DRW-1	VOCs SW 8260B	2 voa 40-mL	HCl	
"	GC Analysis	2 voa 40-mL	HCl	
"	1,4 Dioxene	2 voa 40-mL	HCl	
"	Alkalinity SM2320B	1 250-mL HDPE	-	
"	TOC SM5310B	1 250 mL HDPE	H_2SO_4	
"	Sulfide SM4500-S2-F	1 500 mL HDPE	NaOH+Zn Ac	
"	Ion Scan E300.0	1 500 mL HDPE	-	

EARTHCON

Groundwater Sampling Record

WELL No. DMW-9/DRW-3	PROJECT # 02.20140392.16	LOCATION 310 Brookhollow Industrial Blvd. Dalton, Whitfield County, GA	DATE 3/29/16
SAMPLE No. DMW-9/DRW-3	PROJECT NAME AMC Dalton	FIELD PERSONNEL/COMPANY /EarthCon	
SAMPLE TIME: 19.15	SITE Dalton, GA	FIELD CONDITIONS/WEATHER	

Well Condition Inspection (circle one)

cover: (locked) not locked
number: (legible) not legible
outer casing: (good) fair poor
inner casing: (good) fair poor
well photographed: yes (no)

Equipment Cleaning Procedures

- potable water and phosphate-free soap
- potable water rinse
- water rinse: (distilled) deionized
- solvent rinse: acetone hexane
- air dry

Casing Diameter: (circle one) 2" (4") 6" Other:___

Casing Volume Calculation: $(\pi r^2 h)(7.48\ gal/ft^3)$
Casing Volume (gallons/ft) for: 2" = 0.163; 4" = 0.653; 6" = 1.47
Casing Volume (liters/ft) for: 2" = 0.618; 4" = 2.47; 6" = 5.56

Depth to Water (feet):	35.10	Measuring Point Elevation (feet):	
Depth of Well (feet):	62.70	Groundwater Surface Elevation:	
Water Column (feet):	27.60	LNAPL present: ____ thickness:	
Casing Volume (gallons/liters):	17.07	DNAPL present: ____ thickness:	
Calculated Purge Volume (gallons/liters):	54.07	Remarks: DO would not stabilize All other parameters were stable	
Actual Purge Volume (gallons/liters):	1.40		
Pump Intake Depth (feet):	~56	Ferrous Iron (mg/L):	1.25 (no dilution)

Well Evacuation

Water level recovery is: very slow slow moderate (fast) Bailed dry: yes (no)

TIME 2400 hrs	CUMULATIVE VOLUME (gal)	TEMPERATURE (°C)	pH	DISSOLVED OXYGEN (mg/L)	ORP (mV)	CONDUCTIVITY (µs/cm)	TURBIDITY (NTU)	Depth to Water (Feet)	ODOR/COLOR/ REMARKS
14:20	0								PURGE START
14:25	0.25	17.58	5.87	1.69	-43.10	451.2	5.41	35.20	clear
14:30	0.40	17.22	5.90	3.08	-45.00	444.5	5.64	35.20	"
14:35	0.55	17.04	5.93	4.81	-44.30	435.9	5.66	35.23	"
14:40	0.65	16.82	5.97	6.02	-41.60	427.4	5.58	35.24	"
14:45	0.85	16.69	6.00	6.91	-38.90	426.1	5.39	35.20	"
14:50	1.0	16.67	6.04	7.62	-37.00	423.3	5.36	35.24	"
14:55	1.10	16.65	6.07	8.24	-34.30	421.8	5.81	35.23	"
15:00	1.25	16.68	6.10	8.62	-31.80	420.4	8.84	35.24	"
15:05	1.40	16.60	6.12	9.12	-29.40	420.1	5.52	35.23	"
15:15		Sample							

Measurement and Sampling Equipment

Type	Manufacturer	Model #	Calibration Date
Multi-Parameter	In-Situ	Smart Troll MP	3/29/16
Turbidimeter	LaMotte	2020i we	3/29/16
Bladder Pump	QED	Micro Purge MP-50	—

SAMPLE NUMBER	ANALYTICAL METHOD	BOTTLE TYPE	PRESERVATIVE	QA REMARKS
DMW-9/DRW-3	VOCs SW 8260B	2 voa 40-mL	HCl	
"	GC Analysis	2 voa 40-mL	HCl	
"	1,4 Dioxane	2 voa 40-mL	HCl	
"	Alkalinity SM2320B	1 250-mL HDPE	-	
"	TOC SM5310B	1 250 mL HDPE	H_2SO_4	
"	Sulfide SM4500-S2-F	1 500 mL HDPE	NaOH+Zn Ac	Turned reddish brown
"	Ion Scan E300.0	1 500 mL HDPE	-	

EARTHCON

Groundwater Sampling Record

WELL No. DMW-11	PROJECT # 02.20140392.16	LOCATION 310 Brookhollow Industrial Blvd. Dalton, Whitfield County, GA	DATE 3/28/16
SAMPLE No. DMW-11	PROJECT NAME AMC Dalton	FIELD PERSONNEL/COMPANY Keaton Henry /EarthCon	
SAMPLE TIME: 14.40	SITE Dalton, GA	FIELD CONDITIONS/WEATHER Sunny; 60's	

Well Condition Inspection (circle one)

cover: (locked) not locked
number: (legible) not legible
outer casing: (good) fair poor
inner casing: (good) fair poor
well photographed: yes (no)

Equipment Cleaning Procedures

- potable water and phosphate-free soap
- potable water rinse
- water rinse: (distilled) deionized
- solvent rinse: acetone hexane
- air dry

Casing Diameter: (circle one) (2") 4" 6" Other:____

Casing Volume Calculation: $(\pi r^2 h)(7.48\ gal/ft^3)$
Casing Volume (gallons/ft) for: 2" = 0.163; 4" = 0.653; 6" = 1.47
Casing Volume (liters/ft) for: 2" = 0.618; 4" = 2.47; 6" = 5.56

Depth to Water (feet):	21.12	Measuring Point Elevation (feet):	
Depth of Well (feet):	29.40	Groundwater Surface Elevation:	
Water Column (feet):	8.28	LNAPL present:	thickness:
Casing Volume (gallons/liters):	1.35	DNAPL present:	thickness:
Calculated Purge Volume (gallons/liters):	4.05	Remarks:	
Actual Purge Volume (gallons/liters):	1.90 (14.40)		
Pump Intake Depth (feet):	~25'	Ferrous Iron (mg/L):	0.04 Cno dilution

Well Evacuation

Water level recovery is: very slow slow moderate (fast) Bailed dry: yes (no)

TIME 2400 hrs	CUMULATIVE VOLUME (gal)	TEMPERATURE (°C)	pH	DISSOLVED OXYGEN (mg/L)	ORP (mV)	CONDUCTIVITY (µs/cm)	TURBIDITY (NTU)	Depth to Water (Feet)	ODOR/COLOR/ REMARKS
1344	0								PURGE START
1350	~~0.25~~ 0.20	17.28	5.90	2.35	95.7	200	43.2	21.13	~~21.13~~ sl cloudy
1355	0.50	17.05	5.96	2.01	81.1	207.3	39.6	21.13	"
14.00	~~0.75~~ 0.70	17.02	5.99	1.89	75.8	205	32.1	21.13	"
14:05	~~1.00~~ 0.90	17.08	5.98	1.80	71.1	201.8	21.3	21.12	"
14.10	~~1.25~~ 1.10	17.09	5.96	1.76	68.6	199.6	18.3	21.13	clear
14:15	1.25	17.23	5.99	1.73	64.9	198.3	14.6	21.15	"
14.20	1.35	17.08	5.98	1.71	63.4	196.7	10.98	21.13	"
14.25	1.50	17.03	5.97	1.68	61.9	196.0	8.48	21.13	"
14:40		same	same	same	same	same			

Measurement and Sampling Equipment

	Type	Manufacturer	Model #	Calibration Date
YSI Smart Troll MP	Multi-parameter	In-Situ	Smart Troll MP	3/28/2016
Turbidimeter		LaMotte	~~LaMotte~~ 2020 we	3/28/2016
Micro Purge		QED	MP-50	—

SAMPLE NUMBER	ANALYTICAL METHOD	BOTTLE TYPE	PRESERVATIVE	QA REMARKS
DMW-11	VOCs SW 8260B	2 voa 40-mL	HCl	
"	GC Analysis	2 voa 40-mL	HCl	
"	1,4 Dioxene	2 voa 40-mL	HCl	
"	Alkalinity SM2320B	1 250-mL HDPE	-	
"	TOC SM5310B	1 250 mL HDPE	H_2SO_4	
"	Sulfide SM4500-S2-F	1 500 mL HDPE	NaOH+Zn Ac	
"	Ion Scan E300.0	1 500 mL HDPE	-	

EARTHCON

Groundwater Sampling Record

WELL No. OB6-V1	PROJECT # 02.20140392.16	LOCATION 310 Brookhollow Industrial Blvd, Dalton, Whitfield County, GA	DATE 4/14/16
SAMPLE No. OB6-W1	PROJECT NAME AMC Dalton	FIELD PERSONNEL/COMPANY Keaton Henry /EarthCon	
SAMPLE TIME: 16:15	SITE Dalton, GA	FIELD CONDITIONS/WEATHER Sunny, 60's	

Well Condition Inspection (circle one)

cover: (locked) not locked
number: (legible) not legible
outer casing: (good) fair poor
inner casing: (good) fair poor
well photographed: yes (no)

Equipment Cleaning Procedures

- potable water and phosphate-free soap
- potable water rinse
- water rinse: (distilled) deionized
- solvent rinse: acetone hexane
- air dry

Casing Diameter: (circle one) (2") 4" 6" Other:___

Casing Volume Calculation: $(\pi r^2 h)(7.48\ gal/ft^3)$
Casing Volume (gallons/ft) for: 2" = 0.163; 4" = 0.653; 6" = 1.47
Casing Volume (liters/ft) for: 2" = 0.618; 4" = 2.47; 6" = 5.56

Depth to Water (feet):	25.67	Measuring Point Elevation (feet):	
Depth of Well (feet):	46.15	Groundwater Surface Elevation:	
Water Column (feet):	20.48	LNAPL present:	thickness:
Casing Volume (gallons/liters):	3.34	DNAPL present:	thickness:
Calculated Purge Volume (gallons/liters):	10.01	Remarks:	
Actual Purge Volume (gallons/liters):	6.45		
Pump Intake Depth (feet):	~41'	Ferrous Iron (mg/L):	0.05 (no dilution)

Well Evacuation

Water level recovery is: very slow slow moderate (fast) Bailed dry: yes (no)

TIME 2400 hrs	CUMULATIVE VOLUME (gal)	TEMPERATURE (°C)	pH	DISSOLVED OXYGEN (mg/L)	ORP (mV)	CONDUCTIVITY (µs/cm)	TURBIDITY (NTU)	Depth to Water (Feet)	ODOR/COLOR/ REMARKS
13:43	0								PURGE START
13:48	0.25	19.88	6.57	1.64	125.7	157.50	1745	25.80	cloudy
13:53	0.50	19.45	6.11	1.50	138.9	104.5	81.40	~~81.40~~ 25.82	slt cloudy
13:58	0.75	19.41	5.93	1.45	144.2	105.8	55.1	25.80	"
14:03	1.05	19.31	5.88	1.39	141.8	107.1	40.1	25.80	"
14:08	1.30	19.85	5.91	1.34	138.6	110.1	31.7	25.76	"
14:13	1.50	20.25	5.90	1.37	138.6	110.7	29.8	25.76	"
14:18	1.75	20.17	5.89	1.31	137.1	112.6	52.0	25.74	"
14:23	2.0	20.34	5.88	1.25	134.8	113.6	23.1	25.78	"
14:28	2.20	20.34	5.93	1.24	131.7	113.3	22.7	25.76	"
14:33	2.45	20.08	5.96	1.16	129.4	118.3	19.4	25.74	"
14:38	2.76	20.05	5.96	1.14	128.0	120.3	18.8	25.78	clear
14:43	3.0	20.07	5.98	7.76	140.4	123.6	15.0	25.79	"
14:48	3.25	20.07	5.97	1.17	127.5	127.8	18.6	25.78	"
14:53	3.50	19.98	5.97	1.11	124.9	129.3	17.0	25.78	"
14:58	3.75	19.89	5.96	1.11	123.1	133.8	17.1	25.78	

Measurement and Sampling Equipment

Type	Manufacturer	Model #	Calibration Date
Multi-Parameter	In-Situ	Smart Troll	4/4/16
Turbidimeter	LaMotte	2020 we	4/4/16
Peristaltic Pump	GeoTech	Geopump	—

SAMPLE NUMBER	ANALYTICAL METHOD	BOTTLE TYPE	PRESERVATIVE	QA REMARKS
OB6-V1	VOCs SW 8260B	2 voa 40-mL	HCl	
"	GC Analysis	2 voa 40-mL	HCl	
"	1,4 Dioxane	2 voa 40-mL	HCl	
"	Alkalinity SM2320B	1 250-mL HDPE	-	
"	TOC SM5310B	1 250 mL HDPE	H_2SO_4	
"	Sulfide SM4500-S2-F	1 500 mL HDPE	NaOH+Zn Ac	
"	Ion Scan E300.0	1 500 mL HDPE	-	

EARTHCON

Groundwater Sampling Record

WELL No. OBG W1	PROJECT # 02.20140392.16	LOCATION 310 Brookhollow Industrial Blvd, Dalton, Whitfield County, GA	DATE 4/14/16
SAMPLE No. OBG W1	PROJECT NAME AMC Dalton	FIELD PERSONNEL/COMPANY Keaton Henry	/EarthCon
SAMPLE TIME: 16.15	SITE Dalton, GA	FIELD CONDITIONS/WEATHER Sunny, 60	

Well Condition Inspection (circle one)

cover: (locked) not locked
number: (legible) not legible
outer casing: (good) fair poor
inner casing: (good) fair poor
well photographed: yes (no)

Equipment Cleaning Procedures

- potable water and phosphate-free soap
- potable water rinse
- water rinse: (distilled) deionized
- solvent rinse: acetone hexane
- air dry

Casing Diameter: (circle one) (2") 4" 6" Other:____

Casing Volume Calculation: $(\pi r^2 h)(7.48\ gal/ft^3)$
Casing Volume (gallons/ft) for: 2" = 0.163; 4" = 0.653; 6" = 1.47
Casing Volume (liters/ft) for: 2" = 0.618; 4" = 2.47; 6" = 5.56

Depth to Water (feet):	25.67	Measuring Point Elevation (feet):	
Depth of Well (feet):	46.15	Groundwater Surface Elevation:	
Water Column (feet):	20.48	LNAPL present:	thickness:
Casing Volume (gallons/liters):	3.34	DNAPL present:	thickness:
Calculated Purge Volume (gallons/liters):	10.01	Remarks:	
Actual Purge Volume (gallons/liters):	6.45		
Pump Intake Depth (feet):	~41	Ferrous Iron (mg/L):	0.05 (no dilution)

Well Evacuation

Water level recovery is: very slow slow moderate (fast) Bailed dry: yes (no)

TIME 2400 hrs	CUMULATIVE VOLUME (gal)	TEMPERATURE (°C)	pH	DISSOLVED OXYGEN (mg/L)	ORP (mV)	CONDUCTIVITY (µs/cm)	TURBIDITY (NTU)	Depth to Water (Feet)	ODOR/COLOR/ REMARKS
	0								PURGE START
15:03	4.0	20.17	5.99	1.00	120.80	137.2	13.7	25.80	clear
15:08	4.25	20.07	5.96	1.02	120.30	140.9	~~15.3~~ 11.9	25.78	"
15:13	4.50	20.26	6.00	1.02	118.1	140.4	10.91	25.76	"
15:18	4.75	20.11	6.02	1.14	116.6	141.7	14.5	25.74	"
15:23	5.0	20.16	6.04	0.90	115.5	141.9	13.3	25.76	"
15:28	5.25	20.16	5.99	1.01	116.4	146.0	12.8	25.78	"
15:33	5.50	20.20	6.01	0.88	115.0	146.9	11.9	25.78	"
15:38	5.75	~~20.~~ 14.88	6.03	0.96	114.1	148.9	11.7	25.78	"
15:43	6.0	14.89	6.04	0.91	112.5	150.9	11.2	25.76	"
15:48	6.25	14.64	6.05	0.90	111.3	150.9	10.81	25.74	"
15:53	6.50	14.91	6.06	0.91	110.8	151.0	11.1	25.78	"
15:58	6.70	20.25	6.01	0.94	114.1	153.7	10.74	25.80	"
16:03	6.95	20.54	5.93	1.06	117.7	139.8	8.58	25.80	"
16:15		S a	m	p	l	e			

Measurement and Sampling Equipment

Type	Manufacturer	Model #	Calibration Date
Multi-Parameter	In-Situ	Smart Troll MP	4/14/16
Turbidimeter	LaMotte	2020 we	4/14/16
Peristaltic Pump	GeoTech	GeoPump	

SAMPLE NUMBER	ANALYTICAL METHOD	BOTTLE TYPE	PRESERVATIVE	QA REMARKS
OBG-W1	VOCs SW 8260B	2 voa 40-mL	HCl	
"	GC Analysis	2 voa 40-mL	HCl	
"	1,4 Dioxane	2 voa 40-mL	HCl	
"	Alkalinity SM2320B	1 250-mL HDPE	-	
"	TOC SM5310B	1 250 mL HDPE	H_2SO_4	
"	Sulfide SM4500-S2-F	1 500 mL HDPE	NaOH+Zn Ac	
"	Ion Scan E300.0	1 500 mL HDPE	-	

EARTHCON

Groundwater Sampling Record

WELL No. OB6-W7	PROJECT # 02.20140392.16	LOCATION 310 Brookhollow Industrial Blvd. Dalton, Whitfield County, GA	DATE 3/29/16
SAMPLE No. OB6-W7	PROJECT NAME AMC Dalton	FIELD PERSONNEL/COMPANY Keaton Henry	/EarthCon
SAMPLE TIME: 16:50	SITE Dalton, GA	FIELD CONDITIONS/WEATHER Sunny, 60s	

Well Condition Inspection (circle one)

cover: (locked) not locked
number: (legible) not legible
outer casing: (good) fair poor
inner casing: (good) fair poor
well photographed: yes (no)

Equipment Cleaning Procedures

- potable water and phosphate-free soap
- potable water rinse
- water rinse: (distilled) deionized
- solvent rinse: acetone hexane
- air dry

Casing Diameter:

(circle one) 2" (4") 6" Other:___

Casing Volume Calculation: $(\pi r^2 h)(7.48\ gal/ft^3)$
Casing Volume (gallons/ft) for: 2" = 0.163; 4" = 0.653; 6" = 1.47
Casing Volume (liters/ft) for: 2" = 0.618; 4" = 2.47; 6" = 5.56

Depth to Water (feet):	36.11	Measuring Point Elevation (feet):	
Depth of Well (feet):	47.11	Groundwater Surface Elevation:	
Water Column (feet):	11.00	LNAPL present:	thickness:
Casing Volume (gallons/liters):	7.18	DNAPL present:	thickness:
Calculated Purge Volume (gallons/liters):	21.5	Remarks: DUP-1 collected (VOCs)	
Actual Purge Volume (gallons/liters):	0.85		
Pump Intake Depth (feet):	~41'	Ferrous Iron (mg/L):	0.30 (no dilution)

Well Evacuation

Water level recovery is: very slow slow moderate (fast) Bailed dry: yes (no)

TIME 2400 hrs	CUMULATIVE VOLUME (gal)	TEMPERATURE (°C)	pH	DISSOLVED OXYGEN (mg/L)	ORP (mV)	CONDUCTIVITY (µs/cm)	TURBIDITY (NTU)	Depth to Water (Feet)	ODOR/COLOR/ REMARKS
16:10	0								PURGE START
16:15	0.15	21.45	6.39	2.01	47.60	672.2	1.53	36.16	clear
16:20	0.30	21.54	6.32	1.95	48.40	671.8	2.50	36.15	"
16:25	0.50	21.32	6.30	2.05	50.70	688.1	1.75	36.15	"
16:30	0.65	21.77	6.27	1.81	51.80	673.9	1.24	36.16	"
16:35	0.75	21.83	6.25	1.89	53.70	672.3	1.41	36.15	"
16:40	0.85	21.90	6.24	1.58	54.80	672.4	1.36	36.16	"
16:50		S a	m	p l	e				

Measurement and Sampling Equipment

Type	Manufacturer	Model #	Calibration Date
Multi-Parameter	In-Situ	Smart Troll MP	3/29/16
Turbidimeter	LaMotte	2020 we	3/29/16
Bladder Pump	QED	Micro Purge MP-50	

SAMPLE NUMBER	ANALYTICAL METHOD	BOTTLE TYPE	PRESERVATIVE	QA REMARKS
OB6-W7	VOCs SW 8260B	2 voa 40-mL	HCl	
"	GC Analysis	2 voa 40-mL	HCl	
"	1,4 Dioxene	2 voa 40-mL	HCl	
"	Alkalinity SM2320B	1 250-mL HDPE	-	
"	TOC SM5310B	1 250 mL HDPE	H_2SO_4	
"	Sulfide SM4500-S2-F	1 500 mL HDPE	NaOH+Zn Ac	~~turned reddish brown~~ KEF
"	Ion Scan E300.0	1 500 mL HDPE	-	

EARTHCON

Groundwater Sampling Record

WELL No. MW-220	PROJECT # 02.20140392.16	LOCATION 310 Brookhollow Industrial Blvd. Dalton, Whitfield County, GA	DATE 4/4/16
SAMPLE No. MW-220	PROJECT NAME AMC Dalton	FIELD PERSONNEL/COMPANY Keaton Henry	/EarthCon
SAMPLE TIME: 12:50	SITE Dalton, GA	FIELD CONDITIONS/WEATHER Sunny, 60's	

Well Condition Inspection (circle one)

cover: (locked) not locked
number: (legible) not legible
outer casing: (good) fair poor
inner casing: (good) fair poor
well photographed: yes no

Equipment Cleaning Procedures

- potable water and phosphate-free soap
- potable water rinse
- water rinse: (distilled) deionized
- solvent rinse: acetone hexane
- air dry

Casing Diameter: (circle one) (2") 4" 6" Other:____

Casing Volume Calculation: $(\pi r^2 h)(7.48\ gal/ft^3)$
Casing Volume (gallons/ft) for: 2" = 0.163; 4" = 0.653; 6" = 1.47
Casing Volume (liters/ft) for: 2" = 0.618; 4" = 2.47; 6" = 5.56

Depth to Water (feet):	26.28	Measuring Point Elevation (feet):	
Depth of Well (feet):	67.73	Groundwater Surface Elevation:	
Water Column (feet):	41.45	LNAPL present:	thickness:
Casing Volume (gallons/liters):	6.76	DNAPL present:	thickness:
Calculated Purge Volume (gallons/liters):	20.27	Remarks:	
Actual Purge Volume (gallons/liters):			
Pump Intake Depth (feet):	~62'	Ferrous Iron (mg/L):	0.05 (no dilution)

Well Evacuation

Water level recovery is: very slow slow moderate (fast) Bailed dry: yes (no)

TIME 2400 hrs	CUMULATIVE VOLUME (gal)	TEMPERATURE (°C)	pH	DISSOLVED OXYGEN (mg/L)	ORP (mV)	CONDUCTIVITY (µs/cm)	TURBIDITY (NTU)	Depth to Water (Feet)	ODOR/COLOR/ REMARKS
12:17	0								PURGE START
12:18	0.30	18.10	7.02	~~123~~ 1.15	123.6	522.5	5.46	26.38	clear
12:23	0.60	16.22	6.97	0.64	113.2	522.8	3.86	26.39	"
12:28	0.90	18.20	6.96	0.58	108.0	521.0	3.37	26.41	"
12:33	1.10	18.49	6.94	0.54	103.3	522.2	2.44	26.39	"
12:38	1.25	18.80	6.94	0.53	102.0	520.0	1.43	26.36	"
12:43	1.45	19.02	6.94	0.56	100.1	518.0	1.10	26.35	"
12:50		S a	m	p	l	e			

Measurement and Sampling Equipment

Type	Manufacturer	Model #	Calibration Date
Multi-Parameter	In-Situ	Smart Troll MP	4/4/16
Turbidimeter	LaMotte	2020 we	4/4/16
Peristaltic Pump	GeoTech	Geo pump	

SAMPLE NUMBER	ANALYTICAL METHOD	BOTTLE TYPE	PRESERVATIVE	QA REMARKS
MW-220	VOCs SW 8260B	2 Voa 40mL	HCl	
"	GC Analysis	2 Voa 40mL	HCl	
"	1,4 Dioxane	2 Voa 40mL	HCl	
"	Alkalinity SM 2320B	1 250 mL HDPE		
"	TOC ~~SM 4500-S2-E~~ 5310B	1 250mL HDPE	H_2SO_4	
"	Sulfide SM4500-S2 F	1 500 mL HDPE	NaOH+Zn Ac.	
"	Iron Scan E.300.0	1 500 mL HDPE		

EARTHCON

Groundwater Sampling Record

WELL No. MW-24	PROJECT # 02.20140392.16	LOCATION 310 Brookhollow Industrial Blvd. Dalton, Whitfield County, GA	DATE 3/30/16
SAMPLE No. MW-24	PROJECT NAME AMC Dalton	FIELD PERSONNEL/COMPANY Keaton Henry	/EarthCon
SAMPLE TIME: 8:50	SITE Dalton, GA	FIELD CONDITIONS/WEATHER Mostly Sunny, 40s	

Well Condition Inspection (circle one)

cover: (locked) not locked
number: (legible) not legible
outer casing: (good) fair poor
inner casing: (good) fair poor
well photographed: yes (no)

Equipment Cleaning Procedures

- potable water and phosphate-free soap
- potable water rinse
- water rinse: (distilled) deionized
- solvent rinse: acetone hexane
- air dry

Casing Diameter: (circle one) (2") 4" 6" Other:___

Casing Volume Calculation: $(\pi r^2 h)(7.48\ gal/ft^3)$
Casing Volume (gallons/ft) for: 2" = 0.163; 4" = 0.653; 6" = 1.47
Casing Volume (liters/ft) for: 2" = 0.618; 4" = 2.47; 6" = 5.56

Depth to Water (feet):	37.73	Measuring Point Elevation (feet):	
Depth of Well (feet):	61.69	Groundwater Surface Elevation:	
Water Column (feet):	23.96	LNAPL present:	thickness:
Casing Volume (gallons/liters):	3.91	DNAPL present:	thickness:
Calculated Purge Volume (gallons/liters):	11.72	Remarks:	
Actual Purge Volume (gallons/liters):			
Pump Intake Depth (feet):	~56'	Ferrous Iron (mg/L):	0.71 (no dilution)

Well Evacuation

Water level recovery is: very slow slow moderate fast Bailed dry: yes (no)

TIME 2400 hrs	CUMULATIVE VOLUME (gal)	TEMPERATURE (°C)	pH	DISSOLVED OXYGEN (mg/L)	ORP (mV)	CONDUCTIVITY (µs/cm)	TURBIDITY (NTU)	Depth to Water (Feet)	ODOR/COLOR/ REMARKS
7:55	0								PURGE START
8:00	0.20	13.84	6.74	4.44	52.6	849.1	28.7	39.76	sl cloudy
8:05	0.40	14.21	6.75	4.05	33.5	824.5	29.8	39.51	"
8:10	0.60	14.30	6.76	3.61	26.9	814.0	23.6	40.05	"
8:15	0.80	14.39	6.77	8.39	23.4	812.2	15.8	40.62	clear
8:20	1.0	14.48	6.77	8.19	21.3	813.6	11.9	41.04	"
8:25	1.15	14.49	6.76	7.85	19.8	816.3	11.1	40.90	"
8:30	1.35	14.58	6.76	7.77	18.6	820.8	8.67	41.18	"
8:35	1.50	14.48	6.76	7.66	17.7	825.5	7.71	41.20	"
8:40	1.70	14.34	6.76	7.66	16.4	832.6	6.78	41.05	"
8:50		s a	m	p	le				

Measurement and Sampling Equipment

Type	Manufacturer	Model #	Calibration Date
Multi-Parameter	In-Situ	Smart Troll MP	3/30/2016
Turbidimeter	LaMotte	2020 we	3/30/2016
Bladder Pump	QED	Micro purge MP-50	

SAMPLE NUMBER	ANALYTICAL METHOD	BOTTLE TYPE	PRESERVATIVE	QA REMARKS
MW-24	VOCs SW 8260B	2 voa 40-mL	HCl	
"	GC Analysis	2 voa 40-mL	HCl	
"	1,4 Dioxane	2 voa 40-mL	HCl	
"	Alkalinity SM2320B	1 250-mL HDPE	-	
"	TOC SM5310B	1 250 mL HDPE	H_2SO_4	
"	Sulfide SM4500-S2-F	1 500 mL HDPE	NaOH+Zn Ac	Turn light reddish brown
"	Ion Scan E300.0	1 500 mL HDPE	-	

EARTHCON®

Environmental Challenges
BUSINESS SOLUTIONS®

Surface Water Sampling Field Data Form

STATION IDENTIFICATION: DSW-1	PROJECT NAME: AMC Dalton	DATE: 3/28/16
FACILITY NUMBER:	LOCATION: 310 Brookhollow Rd	TIME: 15:25
SAMPLING CONTACT/COMPANY:	SAMPLER'S PROJECT NUMBER: 02.20140392.16	

FIELD CONDITIONS/ WEATHER: Sunny, 60's

FIELD TEAM (signature/company): Keaton Henry / Earthcon

FIELD MEASUREMENTS

Gauge Height: _____ Substrate Level on Gauge: _____ pH: 7.08

Dissolved Oxygen (ppm): 9.38 Water Temperature (°C): 21.02

SC @ Field Temperature (microhos/cm): 3443 Estimated Streamflow (cfs): _____

Turbidity: 3.12 NTU

WATER QUALITY SAMPLES

	SAMPLE No	DATE / TIME	STATION	CONTAINER TYPE	FILTERED	PRESERVATIVE	ANALYSIS
1.							
2							
3.							
4							
5.							
6							
7							
8							
9.							
10							
11							
12							

SITE SKETCH

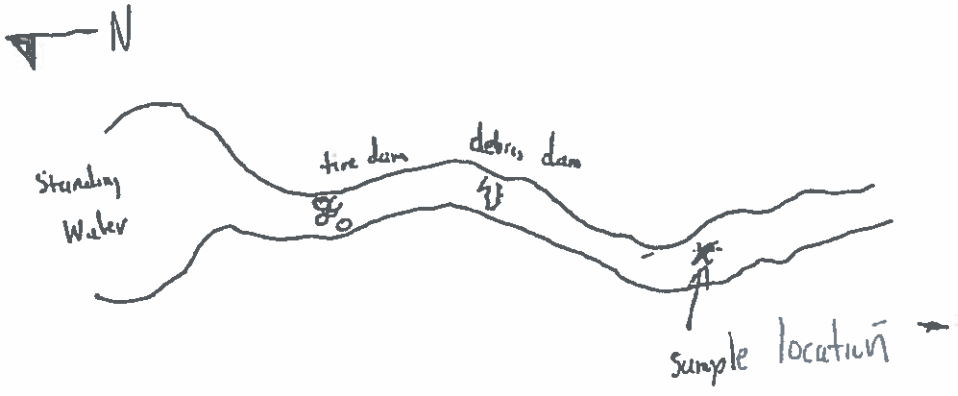

AMC Dalton 3/28/2016
Keaten Henry

- Arrived on-site at 9:55
- Unloaded equipment. Open wells
- Spoke w/ Joe McKinney. DMW-10 has been abandoned. He stated that he will scout locations for surface water sample.

- DMW-6 water ~~was a~~ filled the vault area. Removed water before opening well cap
- Calibration - I
  In-situ Smartroll MP S/N 364436
  - DO 90.7%, 7.77 mg/L, 21.8 °C
  Stable
  - Cond - 4490 µS/cm, 4319 µS/cm ✓
  pH - 4.0 = 4.0 ✓
  7.0 = 7.0 ✓
  ORP = 228 = 228

Rite in the Rain

AMC Dalton 3/28/16

- Lu Mottle 2020 we, S/N 1510-4111
  10 NTU = 9.53 ✓
  1 NTU = 0.79 ✓

- Collected WL w/ Joe McKinney Encu
  10:20 → 12:00

- Left site for lunch at 12:00

- Arrived on-site and at DMW-11 at 2:58
  - Began purging at 13:44
  - Sampled at 14:40
  - left well at 15:50

- Went to collect DSW-1 (surface water sample) - collected at 15:25.

- Arrived at DMW-1 at 16:20
  - Began purging at 16:40
  - contacted Danielle Edwards. Was informed by her to stop by office of adjacent property where OB6-W2 and MW-22, to see if I can collect WL and sample.. (16:16)

AMC Dalton 3/28/16

- Adjusted speed/cycle from 30 to 40 to 60 sec/per cycle. Still significant drawdown.
- Sampled at 18:10
- left well at 18:50
- Collected equipment blank at 19:20.
- Gate was locked at time of departure. Contacted Rich Colant (manager). He sent personnel and they arrival at 19:30. Inform both personnel guy and Rich that I will be on site for the full day and will leave ~~at~~ around this time.
- left site at 19:30

↓

Rite in the Rain

AMC Dalton 3/29/2016

Keaton Henry

- Arrived on site at 6:55

- Calibration:

In-Situ Smart Troll MP — S/N 364476

- RDO
  96.6% ✓ 8.34 mg/L ✓ 18°C ✓
- Cond: 4490 µs/cm → 4310 ✓
- pH 7.0 (7.02) → 6.94 ✓
  4.0 → 4.28 ✓
  10.0 → 9.39 ✓
- ORP 228 → 234.3 ✓

- LaMotte 2020 we Turbidimeter (S/N TB10-4111)
  10 NTU → 9.56 ✓
  1 NTU → 0.78 ✓

- At 7:45 went to Emrald Carpet to ask about sampling ORG-VI / MW-22. No one was at desk.

AMC Dalton 3/29/16

- Arrived at DMW-2 at 8:00
  - began purging at 8:30
- At 8:55 Joe McKinney picked up samples to take back to office for pick-up
- Sampled at 9:20
  - had to lower well approx 3' due to drawdown. This was also when sampling VOC's. / 1,4 Dioxane/ GC Analysis.
- left well at 10:10
- Went to Emrald Carpet, no one was at the front desk / front office. (10:30)
- Arrived at DMW-6 at 10:35
  - began purging at 10:52
  - Sampled at 12:20
  - left well at 12:55

Rain in the Rain

AMC Dalton 3/29/16

- Arrived at DMW-7/DRW-1 at 13:15

- Began purging at 13:30
- ~~Sam~~ sampled at 14:25
- Left well at 15:10

- Arrived at OBG-W7 at 15:30
  - Once pump was placed in well, no water was withdrawn. Took pump out of well and replace bladder.
  - Begin purging at 16:10
    - Sampled at 16:50
      - collected DUP-1 at well

- Arrived at DMW-9/DRW-3 at 17:40

- At 18:05, Joe McKinney picked up samples (DMW-2, DMW-6, DMW-7/DRW-1, and OBG-W7 (dup-1) to take back to office for courier pick up

- Began purging at 18:20

AMC Dalton 3/29/16

- Sampled at 19:15

- Packed up and left site at 20:00



Rite in the Rain

AMC Dalton 3/30/16
Keaton Henry

- Arrived on-site at 6:45

- Calibration
  Smart Troll MP (S/N 364436)
  RDO: 90.1 %, ✓ 8.53 mg/L, ✓ 14.6°C ✓
  cond: 4490 µs/cm = 4279 µs/cm ✓
  pH: 70 (7.02) = 6.89 ✓
  40 = 4.30 ✓
  100 = 9.32 ✓
  ORP: 228 mV = 234.5 ✓
  LaMotte 2020 we turbidimeter (S/N 1510-4111)
  10 NTU - 9.55 NTU ✓
  1 NTU - 0.69 NTU ✓

* Note: purge water collected yesterday from OBG-W7, DRW-9/DRW-3 and ~~DRW~~ DMW-7/DRW-1 had a septic smell to it. Did not smell it while purging those wells

- Arrived at MW-24 at 7:30.
  - began purging at 7:55
  - sampled at 8:50

AMC - Dalton 03/30/16

- Left well at 9:20.

- Began 1st Post ISCO Sampling Event at 10:00.

- Went by Emrald Carpet, no one was at Front Desk.

• ISCO

Well ID	Time	Temp	pH	DO	ORP	Cond	Color
AMW-16	10:33	15.97	6.68	5.29	73.5	124.2	clear
AMW-6	1100	~~11:03~~ 14:92	6.29	6.83	72.4	57.1	clear

- Left site for supplies/lunch at 11:20

- Spoke to Site Manager at Emrald Carpet we are not allowed to drive to OBG-W1/MW-22-D. We can walk there at any time. (12:15)

Rite in the Rain

AMC Dalton 3/30/16

Well ID	Time	Temp	pH	DO	ORP	Cond	Color
AMW-15	13:08	15.24	6.81	1.63	67.4	725.7	clear
AMW-8	13:33	15.49	6.96	1.95	568.9	732.4	lt to dk purple
AMW-11D	13:55	15.48	7.27	0.24	284.5	476.5	clear
AMW-10	14:22	15.83	6.67	0.97	021.3	450.9	dk purple
AMW-3	14:38	16.73	6.01	4.41	739.4	228.2	dk purple
AMW-1	14:57	15.98	5.94	3.31	544.0	75.7	clear to v lt pink
AMW-2	15:11	16.84	6.35	5.20	648.7	DUP-9	dk purple
AMW-17	15:31	17.32	6.21	6.01	582.6	2650	clear
- Left site for supplies at 15:45.							
- Arrived onsite at 16:05							
AMW-14	16:28	16:32	6.58	0.34	486.8	423.7	clear
AMW-13	16:45	16:58	6.49	0.14	444.7	684.6	clear
ARW-4	17:01	16:10	6.86	0.11	390.0	646.8	clear
ARW-1	17:22	16:06	6.97	1.93	364.7	385.2	clear lt reddish brown at bottom of bailer
DMW-12	17:38	15.80	7.40	0.67	352.4	338.1	clear

AMC Dalton 3/30/16

well ID	Time	Temp	pH	DO	ORP	Cond	Color
ARW-2	17:56	17.35	6.72	2.30	690.8	5224.6	dk pur
DMW-5	18:17	18.23	7.09	0.84	478.3	309.4	clear
- Something may be in bailer nor meter fully down in well. DMW-3, Cold get							
DMW-3	18:35	18:24	7.23	3.70	439.9	502.4	clear
AMW-11D	18:50	17.22	7.33	3.12	419.7	4478	clear
AMW-9	19.08	16.87	7.07	0.32	413.3	821.7	lt reddish brown
- Surface Water check 19:24		15.8	7.23	7.84	372.7	250.7	clear
- Pack up and left site at 19:50							

Rite in the Rain

AMC Dalton 4/4/16
Keaton Henry

Calibration
InSitu Smart Troll MP S/N 369936
DO: 93.1 % ✓ 8.35 mg/L ✓ 19° C ✓
cond: 4490 µS/cm = 4300 ✓
pH: 7.0 (7.2) → 6.92 ✓
4.0 → 4.36 ✓
10.0 → 9.45 ✓
ORP: 288 mV → 230.3 ✓

- Arrival on-site at 11:28

- Arrival at MW-2210 at 11:40

- Calibration LaMotte 2020 we S/N 1510-4111
10 NTU - 9.48 ✓
1 NTU → 0.72 ✓

- Began purging at 12:13
* Note - change screen interval/depth on MW-2210 - OBG-W1 (not right on spreadsheet)
- Sampled at 12:50

AMC Dalton 4/4/16
Keaton Henry
Kent Davis

- Arrival at OBG-W1 at 13:20

- Began purging at 13:43 (high turbidity, very soft bottom)

- Beginning at 14:33, turbidity stabalized b/t 20 NTU - 10 NTU. Contacted K. Rivera and was instructed to keep purging until turbidity real below 10 NTU.

- Sampled at 15:15

- Left well at 16:35.

- Checked DMW-5 for obstructions. Was able to get WL probe down well (approx 70.5') and was able to fully inveloped bailer.

- left site at 17:20

Rite in the Rain

March 28, 2016

0745 McKinney onsite
weather: partly cloudy, windy, 60°
anticipated activities: assess blockage in DMW-10 and abandon well. Assist collect surface water samples. Assess road improvements.

0815 EM Services onsite @ 815
Tailgate meeting for H&S and work to be performed

830 DMW10 W/L 30.80
TD 60.5 - Tubing in well caseing obstruction. We should be able to trenie grout around it.

845 K. Rivera confirms plan to grout & abandon well

850 EM services setting up grout pumps & preparing to mix grout
20 gallons H_2O, 2x 94# Type I Portland cement, 2% bentonite powder

March 28, 2016

1000 DMW-10 casing cut off below well ground, well trenie grouted from bottom to surface, pad & vault removed.

1030 EM services cleaning up equipment, policing site

1 EM Services off site

1045 scope out DSW-1 location

1115 Help K Henry w/ water levels.

1200 McKinney off site



EARTHCON®

Groundwater Sampling Record

WELL No. DMW-1	PROJECT # 02.20140392.16	LOCATION 310 Brookhollow Industrial Blvd, Dalton, Whitfield County, GA	DATE 6/24/14
SAMPLE No. DMW-1	PROJECT NAME AMC Dalton	FIELD PERSONNEL/COMPANY Michael Long	/EarthCon
SAMPLE TIME: 1430	SITE Dalton, GA	FIELD CONDITIONS/WEATHER Sunny, 70°-85°	

Well Condition Inspection (circle one)

- cover: (locked) not locked
- number: (legible) not legible
- outer casing: (good) fair poor
- inner casing: (good) fair poor
- well photographed: yes (no)

Equipment Cleaning Procedures

- potable water and phosphate-free soap
- potable water rinse
- water rinse: (distilled) deionized
- solvent rinse: acetone hexane
- air dry

Casing Diameter: (circle one) (2") 4" 6" Other:___

Casing Volume Calculation: $(\pi r^2 h)(7.48\ gal/ft^3)$
Casing Volume (gallons/ft) for: 2" = 0.163; 4" = 0.653; 6" = 1.47
Casing Volume (liters/ft) for: 2" = 0.618; 4" = 2.47; 6" = 5.56

Depth to Water (feet):	38.27	Measuring Point Elevation (feet):	
Depth of Well (feet)	55.52	Groundwater Surface Elevation:	
Water Column (feet):	17.25	LNAPL present:	thickness:
Casing Volume (gallons/liters)	2.81	DNAPL present:	thickness:
Calculated Purge Volume (gallons/liters):	8.44	Remarks:	150 ml/min
Actual Purge Volume (gallons/liters):	28500 ml		
Pump Intake Depth (feet)	50	Ferrous Iron (mg/L):	1.09 (low dilution)

Well Evacuation
Water level recovery is: very slow (slow) moderate fast
Bailed dry: yes (no)

TIME 2400 hrs	CUMULATIVE VOLUME ~~(gal)~~ mL	TEMPERATURE (°C)	pH	DISSOLVED OXYGEN (mg/L)	ORP (mV)	CONDUCTIVITY (µs/cm)	TURBIDITY (NTU)	Depth to Water (Feet)	ODOR/COLOR/ REMARKS
1100	0								PURGE START
1110	1500	20.50	7.15	1.92	166.1	448	134	39.42	cloudy
1120	3000	20.41	7.24	1.55	143.0	446	43.2	41.31	"
1130	4500	20.69	7.28	1.96	128.5	450	19.6	42.78	clear
1140	6000	21.01	7.30	2.34	115.8	454	13.2	43.44	"
1150	7500	21.04	7.31	2.67	104.5	455	12.29	45.34	"
1200	9000	21.52	7.33	2.85	98.1	463	11.4	45.41	"
1210	10500	21.77	7.30	3.06	88.2	472	11.2	45.44	"
1220	12000	21.36	7.30	3.95	95.3	464	53.7	45.49	s. cloudy
1230	13500	21.53	7.32	4.70	104.3	468	52.6	45.49	"
1240	15000	21.45	7.33	5.84	111.2	481	67.3	45.78	"
1250	16500	21.51	7.33	5.26	115.9	460	100.9	46.65	cloudy
1300	18000	21.35	7.33	3.66	112.0	447	150	47.26	"
1310	19500	21.59	7.31	3.72	105.3	444	194	47.31	"
1320	21000	21.83	7.33	3.84	104.8	467	753	47.34	"
1330	22500	21.98	7.40	3.92	104.2	472	146	48.02	"
1340	24000	21.97	7.35	3.76	121.3	489	76.5	48.19	"
1350	25500	22.56	7.29	1.94	108.2	478	82.2	48.36	"
1400	27000	23.57	7.29	1.78	99.6	480	60.1	48.52	"
1410	28500	23.20	7.30	1.90	100.1	472	52.7	48.67	"

Measurement and Sampling Equipment Water Level Meter Solinst 101 SN 46007

Type	Manufacturer	Model #	Calibration Date
MultiMeter	YSI	556 SN 13B100010	6/24/14
Turbidimeter	HACH	2020we SN 1511-4111	6/24/14
Bladder Pump	QED		n/a
Pump Controller	QED	MP-50 SN MP50-1355	n/a

SAMPLE NUMBER	ANALYTICAL METHOD	BOTTLE TYPE	PRESERVATIVE	QA REMARKS
DMW-1	VOCs	2 voa 40-mL	HCl	
"	1,4-Dioxane	2 voa 40-mL	HCl	
"	GC Analysis	2 voa 40-mL	HCl	
"	Alkalinity SM2320B/Ion Scan	1 500-mL HDPE	-	
"	TOC SM5310B	1 250-mL HDPE	H_2SO_4	
"	Sulfide SM4500-S2-F	1 500-mL HDPE	NaOH+Zn Ac	

EARTHCON®

Groundwater Sampling Record

WELL No. DMW-2	PROJECT # 02.20140392.16	LOCATION 310 Brookhollow Industrial Blvd. Dalton, Whitfield County GA	DATE 6/23/16
SAMPLE No. DMW-2	PROJECT NAME AMC Dalton	FIELD PERSONNEL/COMPANY Keaton Henry /EarthCon	
SAMPLE TIME 18:05	SITE Dalton, GA	FIELD CONDITIONS/WEATHER Partly Cloudy, 90's	

Well Condition Inspection (circle one)

cover: (locked) not locked
number: (legible) not legible
outer casing: (good) fair poor
inner casing: (good) fair poor
well photographed: yes (no)

Equipment Cleaning Procedures

- potable water and phosphate-free soap
- potable water rinse
- water rinse: (distilled) deionized
- solvent rinse: acetone hexane
- (air dry)

Casing Diameter (circle one): (2") 4" 6" Other ___

Casing Volume Calculation: $(\pi r^2 h)(7.48\ gal/ft^3)$
Casing Volume (gallons/ft) for: 2" = 0.163; 4" = 0.653; 6" = 1.47
Casing Volume (liters/ft) for: 2" = 0.618; 4" = 2.47; 6" = 5.56

Depth to Water (feet)	41.25	Measuring Point Elevation (feet)	
Depth of Well (feet)	54.77	Groundwater Surface Elevation	
Water Column (feet)	13.52	LNAPL present	thickness:
Casing Volume (gallons/liters)	2.20	DNAPL present	thickness:
Calculated Purge Volume (gallons/liters):	6.61	Remarks: Potential obstruction in well approx 42-44 ft.	
Actual Purge Volume (gallons/liters)	1.55 Lit (0.5 gal) (measured)		
Pump Intake Depth (feet)	~52	Ferrous Iron (mg/L)	0.07 (no dilution)

Well Evacuation

Water level recovery is: (very slow) slow moderate fast — Bailed dry: yes (no)

TIME 2400 hrs	CUMULATIVE VOLUME (gal)	TEMPERATURE (°C)	pH	DISSOLVED OXYGEN (mg/L)	ORP (mV)	CONDUCTIVITY (µs/cm)	TURBIDITY (NTU)	Depth to Water (Feet)	ODOR/COLOR REMARKS
12:33	0								PURGE START
12:40	start pumping	pumping — equipment issues						42.8	clear
15:20	0.25	19.97	7.91	10.44	118.6	9	33.3	44.90	sl cloudy
15:25	0.50	20.44	8.08	9.79	122.2	8	—	45.40	"
15:35	0.65	21.29	8.02	4.57	128.4	182	15.8	45.40	
	stop pumping	(25.43)	equipment issues						
16:55	0.70	8.00	7.48	7.48	159.4	371	22.3	47.10	clear
17:00	0.85	22.84	7.75	7.20	167.5	341	71.0	47.40	cloudy
17:05	1.0	22.58	7.80	6.67	162.2	335	64.8	47.84	"
17:15	1.2	25.17	7.99	8.04	144.9	357	29.4	48.34	sl cloudy
17:25	~~1.25~~ 1.25	25.34	7.98	6.03	141.0	360	14.5	48.63	clear
17:30	1.35	25.44	7.97	6.08	139.2	360	11.82	48.89	"
17:35	1.45	25.29	7.96	6.42	~~139.2~~ 139.4	362	9.95	49.10	"
17:40	1.55	24.59	7.95	6.33	~~139.4~~ 144.0	366	6.70	49.25	"
18:05		start pump			~~144.0~~				

Measurement and Sampling Equipment

Type	Manufacturer	Model #	Calibration Date
Multi-Parameter	YSI	556 MPS	6/23/16
Turbidimeter	LaMotte	2020 We	6/23/16
Bladder Pump	QED	MP 50	—
Colorimeter	HACH	DR/890	—

SAMPLE NUMBER	ANALYTICAL METHOD	BOTTLE TYPE	PRESERVATIVE	QA REMARKS
DMW-2	VOCs	2 voa 40-mL	HCl	
"	1,4-Dioxane	2 voa 40-mL	HCl	
"	GC Analysis	2 voa 40-mL	HCl	
"	Alkalinity SM2320B/Ion Scan	1 500-mL HDPE	-	
"	TOC SM5310B	1 250-mL HDPE	H_2SO_4	
"	Sulfide SM4500-S2-F	1 500-mL HDPE	NaOH+Zn Ac	

EARTHCON®

Groundwater Sampling Record

WELL No. DMW-6	PROJECT # 02 20140392.16	LOCATION 310 Brookhollow Industrial Blvd. Dalton, Whitfield County, GA	DATE 6/24/16
SAMPLE No. DMW-6	PROJECT NAME AMC Dalton	FIELD PERSONNEL/COMPANY Keaton Henry	/EarthCon
SAMPLE TIME 13:35	SITE Dalton, GA	FIELD CONDITIONS/WEATHER Partly Cloudy, 80	

Well Condition Inspection (circle one)

cover: (locked) not locked
number: (legible) not legible
outer casing: (good) fair poor
inner casing: (good) fair poor
well photographed: yes no

Equipment Cleaning Procedures

- potable water and phosphate-free soap
- potable water rinse
- water rinse (distilled) deionized
- solvent rinse acetone hexane
- air dry

Casing Diameter (circle one): (2") 4" 6" Other:____

Casing Volume Calculation ($\pi r^2 h$)(7.48 gal/ft^3)
Casing Volume (gallons/ft) for 2" = 0.163 4" = 0.653 6" = 1.47
Casing Volume (liters/ft) for 2" = 0.618 4" = 2.47, 6" = 5.56

Depth to Water (feet)	39.00	Measuring Point Elevation (feet)	
Depth of Well (feet)	55.70	Groundwater Surface Elevation	
Water Column (feet)	21.7	LNAPL present	thickness
Casing Volume (gallons/liters)	3.54	DNAPL present	thickness
Calculated Purge Volume (gallons/liters)	10.61	Remarks	At 18:00, changed batteries on YSI 556 MPS
Actual Purge Volume (gallons/liters)			
Pump Intake Depth (feet)	~45'	Ferrous Iron (mg/L)	0.72 (no dilution)

Well Evacuation

Water level recovery is: very slow slow (moderate) fast — Bailed dry: yes (no)

TIME 2400 hrs	CUMULATIVE VOLUME (gal)	TEMPERATURE (°C)	pH	DISSOLVED OXYGEN (mg/L)	ORP (mV)	CONDUCTIVITY (µs/cm)	TURBIDITY (NTU)	Depth to Water (Feet)	ODOR/COLOR/ REMARKS
10:18	0								PURGE START
10:25	0.20	20.80	6.71	1.43	-19.8	548	25.8	34.75	sl cloudy
10:30	0.45	20.55	6.80	1.11	-26.6	536	29.5	35.20	"
10:35	0.55	20.44	6.85	0.88	-26.5	531	34.5	35.11	"
10:45	0.75	21.30	6.88	0.76	-20.2	527	47.6	35.48	cloudy
10:50	0.95	21.64	6.90	0.71	-16.2	531	62	35.58	"
11:00	1.15	21.99	6.90	0.71	-16.4	534	77	35.78	"
11:10	1.40	23.37	6.91	0.80	-18.2	550	102.8	36.01	"
11:15	1.50	23.19	6.90	0.78	-14.6	549	83.1	36.18	"
11:20	1.55	22.82	6.90	0.82	-11.6	539	76.7	36.42	"
11:30	1.75	22.65	6.90	0.72	-13.3	534	64.9	36.75	"
11:40	1.95	23.46	6.91	0.71	-9.5	545	60.9	37.04	"
11:50	2.10	23.26	6.89	0.73	-8.1	543	59.2	37.22	"
12:00	2.25	25.26	6.90	0.65	-5.9	566	64.1	37.48	"
12:10	2.30	26.37	6.89	0.66	-11.1	582	88.2	37.05	"
12:20	2.45	23.66	6.83	0.79	-14.8	554	92.8	37.11	

Measurement and Sampling Equipment

Type	Manufacturer	Model #	Calibration Date
Multi-Parameter	YSI	556 MPS	6/24/16
Turbidimeter	LaMotte	2020 we	6/24/16
Bladder Pump	QED	MP2 SD	
Colorimeter	HACH	DR/890	

SAMPLE NUMBER	ANALYTICAL METHOD	BOTTLE TYPE	PRESERVATIVE	QA REMARKS
DMW-6	VOCs	2 voa 40-mL	HCl	
"	1,4-Dioxane	2 voa 40-mL	HCl	
"	GC Analysis	2 voa 40-mL	HCl	
"	Alkalinity SM2320B/Ion Scan	1 500-mL HDPE	-	
"	TOC SM5310B	1 250-mL HDPE	H_2SO_4	
"	Sulfide SM4500-S2-F	1 500-mL HDPE	NaOH+Zn Ac	

EARTHCON®

Groundwater Sampling Record

WELL No DMW-6	PROJECT # 02 20140392.16	LOCATION 310 Brookhollow Industrial Blvd. Dalton, Whitfield County, GA	DATE 6/24/16
SAMPLE No DMW-6	PROJECT NAME AMC Dalton	FIELD PERSONNEL COMPANY Keaton Henry	/EarthCon
SAMPLE TIME 13:35	SITE Dalton, GA	FIELD CONDITIONS/WEATHER Partly Cloudy 80s	

Well Condition Inspection (circle one)

cover: locked / not locked
number: legible / not legible
outer casing: good / fair / poor
inner casing: good / fair / poor
well photographed: yes / no

Equipment Cleaning Procedures

- potable water and phosphate-free soap
- potable water rinse
- water rinse: distilled / deionized
- solvent rinse: acetone / hexane
- air dry

Casing Diameter (circle one): 2" / 4" / 6" / Other ____

Casing Volume Calculation $(\pi r^2 h)(7.48\ gal/ft^3)$
Casing Volume (gallons/ft) for 2" = 0.163, 4" = 0.653, 6" = 1.47
Casing Volume (liters/ft) for 2" = 0.618, 4" = 2.47, 6" = 5.56

Depth to Water (feet)	34.00	Measuring Point Elevation (feet)	
Depth of Well (feet)	55.70	Groundwater Surface Elevation	
Water Column (feet)	21.7	LNAPL present	thickness
Casing Volume (gallons/liters)	3.54	DNAPL present	thickness
Calculated Purge Volume (gallons/liters)	10.61	Remarks	
Actual Purge Volume (gallons/liters)			
Pump Intake Depth (feet)	~45'	Ferrous Iron (mg/L)	0.72 (no dilution)

Well Evacuation

Water level recovery is: very slow / slow / moderate / fast — Bailed dry: yes / no

TIME 2400 hrs	CUMULATIVE VOLUME (gal)	TEMPERATURE (°C)	pH	DISSOLVED OXYGEN (mg/L)	ORP (mV)	CONDUCTIVITY (µs/cm)	TURBIDITY (NTU)	Depth to Water (Feet)	ODOR/COLOR/ REMARKS
	0								PURGE START
12:30	2.70	23.33	6.87	0.70	-15.3	543	64.7	37.28	cloudy
12:35	2.80	23.34	6.88	0.65	-14.8	546	58.6	37.33	"
12:40	2.95	23.01	6.87	0.62	-13.1	538	44.0	~~49.0~~ 37.45	"
12:45	3.00	22.99	6.88	0.59	-12.9	537	47.2	37.46	sl cloudy
12:55	3.10	22.90	6.88	0.55	-12.1	539	31.0	37.51	"
13:05	3.40	23.00	6.88	0.47	-4.8	537	43.9	37.66	"
13:10	3.45	22.67	6.87	0.62	-11.2	537	21.9	37.67	"
13:15	3.50	22.74	6.87	0.61	-13.5	537	22.8	37.79	"
13:25	3.60	22.65	6.86	0.52	-16.0	537	22.6	37.75	"
13:35		sample		pH					

Pump failed at 13:05 — all [illegible]

Measurement and Sampling Equipment

Type	Manufacturer	Model #	Calibration Date
Multi-Parameter	YSI	556 MPS	6/24/16
Turbidimeter	LaMotte	2020 We	6/24/16
Bladder Pump	QED	MP-50	—
Colorimeter	HACH	DR 1890	—

SAMPLE NUMBER	ANALYTICAL METHOD	BOTTLE TYPE	PRESERVATIVE	QA REMARKS
DMW-6	VOCs	2 voa 40-mL	HCl	
"	1,4-Dioxane	2 voa 40-mL	HCl	
"	GC Analysis	2 voa 40-mL	HCl	
"	Alkalinity SM2320B/Ion Scan	1 500-mL HDPE	-	
"	TOC SM5310B	1 250-mL HDPE	H_2SO_4	
"	Sulfide SM4500-S2-F	1 500-mL HDPE	NaOH+Zn Ac	

EARTHCON®

Groundwater Sampling Record

WELL No: DMW-7/DRW-1	PROJECT #: 02.20140392.16	LOCATION: 310 Brookhollow Industrial Blvd. Dalton, Whitfield County, GA	DATE: 6/27/16
SAMPLE No: DMW-7/DRW-1	PROJECT NAME: AMC Dalton	FIELD PERSONNEL COMPANY: Reaton Henry	/EarthCon
SAMPLE TIME: 12:45	SITE: Dalton, GA	FIELD CONDITIONS/WEATHER: Sunny, 80's	

Well Condition Inspection (circle one)

cover: locked / not locked
number: legible / not legible
outer casing: good / fair / poor
inner casing: good / fair / poor
well photographed: yes / no

Equipment Cleaning Procedures

- potable water and phosphate-free soap
- potable water rinse
- water rinse: distilled / deionized
- solvent rinse: acetone / hexane
- air dry

Casing Diameter: (circle one) 2" / 4" / 6" / Other ___

Casing Volume Calculation ($\pi r^2 h$)(7.48 gal/ft^3)
Casing Volume (gallons/ft) for 2" = 0.163, 4" = 0.653, 6" = 1.47
Casing Volume (liters/ft) for 2" = 0.618, 4" = 2.47, 6" = 5.56

Depth to Water (feet)	39.21	Measuring Point Elevation (feet)	
Depth of Well (feet)	62.50	Groundwater Surface Elevation	
Water Column (feet)	23.29	LNAPL present:	thickness
Casing Volume (gallons/liters)	15.21	DNAPL present	thickness
Calculated Purge Volume (gallons/liters)	45.63	Remarks:	
Actual Purge Volume (gallons/liters)	3.0		
Pump Intake Depth (feet)	~ 55	Ferrous Iron (mg/L):	0.65 (no dilution)

Well Evacuation

Water level recovery is: very slow / slow / moderate / fast

Bailed dry: yes / no

TIME 2400 hrs	CUMULATIVE VOLUME (gal)	TEMPERATURE (°C)	pH	DISSOLVED OXYGEN (mg/L)	ORP (mV)	CONDUCTIVITY (µs/cm)	TURBIDITY (NTU)	Depth to Water (Feet)	ODOR/COLOR REMARKS
11:15	0								PURGE START
11:20	0.20	19.16	6.81	2.08	172.2	755	2.01	39.91	clear
11:25	0.45	18.85	6.84	1.47	173.0	747	1.76	40.14	"
11:30	0.60	18.90	6.87	1.06	171.7	746	1.44	40.41	"
11:35	0.75	18.92	6.88	1.02	169.7	745	5.12	40.65	"
11:40	0.90	18.86	6.90	0.91	166.7	746	1.87	40.96	"
11:50	1.25	19.11	6.91	0.73	160.9	746	0.75	41.50	"
11:55	1.60	18.93	6.91	0.71	159.3	745	0.49	41.71	"
12:05	1.90	19.17	6.92	0.61	155.3	749	0.50	42.16	"
12:15	2.30	19.20	6.91	0.55	151.1	747	0.53	42.80	"
12:20	2.50	20.13	6.93	0.55	149.8	764	0.46	42.95	"
12:25	2.60	20.23	6.94	0.58	147.6	767	0.51	43.01	"
12:30	2.75	20.35	6.92	0.60	147.1	765	0.47	43.18	"
12:45		sample		pull					

Measurement and Sampling Equipment

Type	Manufacturer	Model #	Calibration Date
Multi-Parameter	YSI	556 MPS	6/27/16
Turbidimeter	LaMotte	2020 we	6/27/16
Bladder Pump	QED	MP 50	
Colorimeter	HACH	DR 1890	

SAMPLE NUMBER	ANALYTICAL METHOD	BOTTLE TYPE	PRESERVATIVE	QA REMARKS
DMW-7/DRW-1	VOCs	2 voa 40-mL	HCl	
"	1,4-Dioxane	2 voa 40-mL	HCl	
"	GC Analysis	2 voa 40-mL	HCl	
"	Alkalinity SM2320B/Ion Scan	1 500-mL HDPE	-	
"	TOC SM5310B	1 250-mL HDPE	H_2SO_4	
"	Sulfide SM4500-S2-F	1 500-mL HDPE	NaOH+Zn Ac	

EARTHCON

Groundwater Sampling Record

WELL No. DMW-9/DRW-3	PROJECT # 02.20140392.16	LOCATION 310 Brookhollow Industrial Blvd. Dalton, Whitfield County, GA	DATE 6/27/16
SAMPLE No DMW-9/DRW-3	PROJECT NAME AMC Dalton	FIELD PERSONNEL/COMPANY Keaton Henry /EarthCon	
SAMPLE TIME: 14:30	SITE Dalton, GA	FIELD CONDITIONS/WEATHER Partly Cloudy, 80s	

Well Condition Inspection (circle one)

cover: (locked) not locked
number: (legible) not legible
outer casing: (good) fair poor
inner casing: (good) fair poor
well photographed: yes (no)

Equipment Cleaning Procedures

(potable water and phosphate-free soap)
(potable water rinse)
- water rinse: (distilled) deionized
- solvent rinse: acetone hexane
(- air dry)

Casing Diameter: (circle one) (2") 4" 6" Other:___

Casing Volume Calculation: $(\pi r^2 h)(7.48\ gal/ft^3)$
Casing Volume (gallons/ft) for: 2" = 0.163; 4" = 0.653; 6" = 1.47
Casing Volume (liters/ft) for: 2" = 0.618; 4" = 2.47; 6" = 5.56

Depth to Water (feet)	39.20	Measuring Point Elevation (feet):	
Depth of Well (feet):	62.56	Groundwater Surface Elevation:	
Water Column (feet):	23.36	LNAPL present:	thickness:
Casing Volume (gallons/liters)	15.25	DNAPL present:	thickness:
Calculated Purge Volume (gallons/liters)	45.75	Remarks:	
Actual Purge Volume (gallons/liters):	1.5		
Pump Intake Depth (feet):	~ 54'	Ferrous Iron (mg/L):	1.99 (no dilution)

Well Evacuation

Water level recovery is: very slow slow moderate (fast) Bailed dry: yes (no)

TIME 2400 hrs	CUMULATIVE VOLUME (gal)	TEMPERATURE (°C)	pH	DISSOLVED OXYGEN (mg/L)	ORP (mV)	CONDUCTIVITY (µs/cm)	TURBIDITY (NTU)	Depth to Water (Feet)	ODOR COLOR REMARKS
13:44	0								PURGE START
13:50	0.20	21.63	5.83	1.61	29.0	684	12.10	39.25	clear
13:55	0.45	20.69	5.89	0.83	8.4	679	10.77	39.26	"
14:00	0.60	20.68	5.92	0.64	-1.6	669	11.37	39.30	"
14:05	0.75	21.84	5.97	0.58	-8.3	682	10.16	39.28	"
14:10	0.95	20.86	5.98	0.59	-12.4	671	8.48	39.32	"
14:15	1.15	20.82	6.03	0.52	-21.9	679	7.43	39.32	"
14:20	1.40	20.05	6.04	0.46	-25.1	679	5.45		
14:30		(sampled)							

Measurement and Sampling Equipment

Type	Manufacturer	Model #	Calibration Date
Multi-Parameter	YSI	556 MPS	6/27/16
Turbidimeter	LaMotte	2020 we	6/27/16
Bladder Pump	QED	MP-50	
Colorimeter	HACH	DR/890	

SAMPLE NUMBER	ANALYTICAL METHOD	BOTTLE TYPE	PRESERVATIVE	QA REMARKS
DMW-9/DRW-3	VOCs	2 voa 40-mL	HCl	
"	1,4-Dioxane	2 voa 40-mL	HCl	
"	GC Analysis	2 voa 40-mL	HCl	
"	Alkalinity SM2320B/Ion Scan	1 500-mL HDPE	-	
"	TOC SM5310B	1 250-mL HDPE	H_2SO_4	
"	Sulfide SM4500-S2-F	1 500-mL HDPE	NaOH+Zn Ac	

EARTHCON®

Groundwater Sampling Record

WELL No. DMW-11	PROJECT # 02.20140392.16	LOCATION 310 Brookhollow Industrial Blvd. Dalton, Whitfield County, GA	DATE 6/22/16
SAMPLE No. DMW-11	PROJECT NAME AMC Dalton	FIELD PERSONNEL/COMPANY Keaton Henry	/EarthCon
SAMPLE TIME: 16:35	SITE Dalton, GA	FIELD CONDITIONS/WEATHER Partly Cloudy, 90's	

Well Condition Inspection (circle one)

cover: (locked) not locked
number: (legible) not legible
outer casing: (good) fair poor
inner casing: (good) fair poor
well photographed: yes (no)

Equipment Cleaning Procedures

- potable water and phosphate-free soap
- potable water rinse
- water rinse: (distilled) deionized
- solvent rinse: acetone hexane
- air dry

Casing Diameter: (circle one) (2") 4" 6" Other ____

Casing Volume Calculation: $(\pi r^2 h)(7.48\ gal/ft^3)$
Casing Volume (gallons/ft) for: 2" = 0.163; 4" = 0.653; 6" = 1.47
Casing Volume (liters/ft) for: 2" = 0.618; 4" = 2.47; 6" = 5.56

Depth to Water (feet):	23.45	Measuring Point Elevation (feet):	
Depth of Well (feet):	29.40	Groundwater Surface Elevation:	
Water Column (feet)	5.95	LNAPL present:	thickness:
Casing Volume (gallons/liters):	0.47	DNAPL present:	thickness:
Calculated Purge Volume (gallons/liters)	2.41	Remarks	
Actual Purge Volume (gallons/liters):	1.5		
Pump Intake Depth (feet):	~26'	Ferrous Iron (mg/L):	0.01 Cno (dilution)

Well Evacuation

Water level recovery is: very slow slow moderate (fast) Bailed dry: yes (no)

TIME 2400 hrs	CUMULATIVE VOLUME (gal)	TEMPERATURE (°C)	pH	DISSOLVED OXYGEN (mg/L)	ORP (mV)	CONDUCTIVITY (µs/cm)	TURBIDITY (NTU)	Depth to Water (Feet)	ODOR/COLOR/ REMARKS
15:55	0								PURGE START
16:00	0.35	19.52	5.75	1.85	199.0	166	5.87	23.46	Clear
16:05	0.55	19.14	5.76	2.11	196.3	163	2.59	23.47	"
16:10	0.75	18.99	5.65	1.75	194.6	161	0.82	23.47	"
16:15	1.0	19.02	5.75	1.84	201.7	158	0.83	23.46	"
16:20	1.25	19.10	5.78	1.70	198.0	159	0.41	23.46	"
16:25	1.50	19.14	5.78	1.72	194.9	158	0.18	23.46	"
16:35	S	q m	p	l	e				

Measurement and Sampling Equipment

Type	Manufacturer	Model #	Calibration Date
Multi-Parameter	YSI	556 MPS	6/22/16
Turbidimeter	LaMotte	2020 We	6/22/16
Peristaltic Pump	GeoTech	Geopump	
Colorimeter	Hach		

SAMPLE NUMBER	ANALYTICAL METHOD	BOTTLE TYPE	PRESERVATIVE	QA REMARKS
DMW-11	VOCs	2 voa 40-mL	HCl	
DMW-11	1,4-Dioxane	2 voa 40-mL	HCl	
DMW-11	GC Analysis	2 voa 40-mL	HCl	
DMW-11	Alkalinity SM2320B/Ion Scan	1 500-mL HDPE	-	
DMW-11	TOC SM5310B	1 250-mL HDPE	H_2SO_4	
DMW-11	Sulfide SM4500-S2-F	1 500-mL HDPE	NaOH+Zn Ac	

EARTHCON

Groundwater Sampling Record

WELL No. OB6-W1	PROJECT # 02 20140392.16	LOCATION 310 Brookhollow Industrial Blvd. Dalton, Whitfield County, GA	DATE 6/23/16
SAMPLE No. OB6-W1	PROJECT NAME AMC Dalton	FIELD PERSONNEL/COMPANY Keaton Henry /EarthCon	
SAMPLE TIME: 9:05	SITE Dalton, GA	FIELD CONDITIONS/WEATHER Sunny 80.	

Well Condition Inspection (circle one)

cover: (locked) not locked
number: (legible) not legible
outer casing (good) fair poor
inner casing (good) fair poor
well photographed: yes (no)

Equipment Cleaning Procedures

- potable water and phosphate-free soap
- potable water rinse
- water rinse: (distilled) deionized
- solvent rinse: acetone hexane
- air dry

Casing Diameter

(circle one) (2") 4 6" Other ___

Casing Volume Calculation: $(\pi r^2 h)(7.48\ gal/ft^3)$
Casing Volume (gallons/ft) for: 2" = 0.163; 4" = 0.653; 6" = 1.47
Casing Volume (liters/ft) for: 2" = 0.618, 4" = 2.47; 6" = 5.56

Depth to Water (feet)	26.84	Measuring Point Elevation (feet)	
Depth of Well (feet)	40.25	Groundwater Surface Elevation	
Water Column (feet)	17.41	LNAPL present	thickness:
Casing Volume (gallons/liters)	2.84	DNAPL present	thickness:
Calculated Purge Volume (gallons/liters)	8.51	Remarks:	
Actual Purge Volume (gallons/liters)	1.5		
Pump Intake Depth (feet)	~41'	Ferrous Iron (mg/L):	0.00

Well Evacuation

Water level recovery is: very slow slow moderate (fast) Bailed dry: yes (no)

TIME 2400 hrs	CUMULATIVE VOLUME (gal)	TEMPERATURE (°C)	pH	DISSOLVED OXYGEN (mg/L)	ORP (mV)	CONDUCTIVITY (µs/cm)	TURBIDITY (NTU)	Depth to Water (Feet)	ODOR/COLOR/ REMARKS
8:20	0								PURGE START
8:25	0.30	19.15	5.19	10.84	212.8	101	2.09	28.92	clear
8:30	0.50	19.25	5.26	9.46	221.4	92	3.17	28.92	"
8:35	0.70	19.38	5.43	9.02	216.3	92	1.79	28.93	"
8:40	0.85	19.35	5.54	8.64	212.6	94	1.24	28.93	"
8:45	1.00	19.30	5.66	8.23	208.3	98	1.10	28.94	"
8:50	1.25	19.30	5.70	8.01	206.8	103	1.52	28.94	"
9:05		sample							

Measurement and Sampling Equipment

Type	Manufacturer	Model #	Calibration Date
Multi-Parameter	YSI	556 MPS	6/23/16
Turbidimeter	LaMotte	2020 we	6/23/16
Peristaltic Pump	GeoTech	GeoPump	
Colorimeter	HACH	DR/890	

SAMPLE NUMBER	ANALYTICAL METHOD	BOTTLE TYPE	PRESERVATIVE	QA REMARKS
OB6-W1	VOCs	2 voa 40-mL	HCl	
"	1,4-Dioxane	2 voa 40-mL	HCl	
"	GC Analysis	2 voa 40-mL	HCl	
"	Alkalinity SM2320B/Ion Scan	1 500-mL HDPE	-	
"	TOC SM5310B	1 250-mL HDPE	H_2SO_4	
"	Sulfide SM4500-S2-F	1 500-mL HDPE	NaOH+Zn Ac	

EARTHCON®

Groundwater Sampling Record

WELL No. OBG-W2	PROJECT # 02.20140392.16	LOCATION 310 Brookhollow Industrial Blvd. Dalton, Whitfield County, GA	DATE 6/23/16
SAMPLE No. OBG-W2	PROJECT NAME AMC Dalton	FIELD PERSONNEL/COMPANY Michael Guy	/EarthCon
SAMPLE TIME: 1810	SITE Dalton, GA	FIELD CONDITIONS/WEATHER Sunny, 90°-75°	

Well Condition Inspection (circle one)

cover: (locked) not locked
number: (legible) not legible
outer casing: (good) fair poor
inner casing: (good) fair poor
well photographed: yes (no)

Equipment Cleaning Procedures

- potable water and phosphate-free soap
- potable water rinse
- water rinse: (distilled) deionized
- solvent rinse: acetone hexane
- air dry

Casing Diameter: (circle one) (2") 4" 6" Other:____

Casing Volume Calculation: $(\pi r^2 h)(7.48\ gal/ft^3)$
Casing Volume (gallons/ft) for: 2" = 0.163; 4" = 0.653; 6" = 1.47
Casing Volume (liters/ft) for: 2" = 0.618, 4" = 2.47; 6" = 5.56

Depth to Water (feet):	37.08	Measuring Point Elevation (feet):	
Depth of Well (feet):	43.30	Groundwater Surface Elevation:	
Water Column (feet):	6.22	LNAPL present:	thickness:
Casing Volume (gallons/liters):	1.01	DNAPL present:	thickness:
Calculated Purge Volume (gallons/liters):	3.04	Remarks:	150 mL/min
Actual Purge Volume (gallons/liters):	13500 mL		* Pump is not blowing air
Pump Intake Depth (feet):	40	Ferrous Iron (mg/L):	0.03 (no dilution)

Well Evacuation

Water level recovery is: very slow slow (moderate) fast Bailed dry: yes (no)

TIME 2400 hrs	CUMULATIVE VOLUME (gal/mL)	TEMPERATURE (°C)	pH	DISSOLVED OXYGEN (mg/L)	ORP (mV)	CONDUCTIVITY (µs/cm)	TURBIDITY (NTU)	Depth to Water (Feet)	ODOR/COLOR/ REMARKS
1540	0								PURGE START
1550	1500	18.39	7.18	14.98*	147.2	321	1927	37.70	cloudy
1600	3000	17.80	7.28	14.94	136.1	322	853	38.09	"
1610	4500	17.83	7.25	14.52	137.0	328	70.1	38.34	"
1620	6000	17.75	7.31	14.44	137.3	320	60.2	38.81	"
1630	7500	17.65	7.36	14.36	131.1	317	59.1	39.07	"
1640	9000	17.84	7.44	14.54	122.7	310	24.6	39.53	S. cloudy
1650	10500	17.94	7.45	14.62	124.6	310	13.1	39.80	clear
1700	12000	18.12	7.46	14.04	125.1	311	13.1	39.98	"
1710	13500	18.14	7.48	14.23	124.4	310	9.3	39.43	"

Measurement and Sampling Equipment Water Level Meter Solinst 101 SN 41007

Type	Manufacturer		Model #	Calibration Date
Multimeter	YSI	YSI-556	SN 13610001D	6/23/16
Turbidimeter	LaMotte	2020we	SN 1511-4111	6/23/16
Bladder Pump	QED			N/A
Pump Controller	QED	MP-50	SN MP50-1355	N/A

SAMPLE NUMBER	ANALYTICAL METHOD	BOTTLE TYPE	PRESERVATIVE	QA REMARKS
OBG-W2	VOCs	2 voa 40-mL	HCl	
"	1,4-Dioxane	2 voa 40-mL	HCl	
"	GC Analysis	2 voa 40-mL	HCl	
"	Alkalinity SM2320B/Ion Scan	1 500-mL HDPE	-	
"	TOC SM5310B	1 250-mL HDPE	H_2SO_4	
"	Sulfide SM4500-S2-F	1 500-mL HDPE	NaOH+Zn Ac	

EARTHCON®

Groundwater Sampling Record

WELL No. OBG-W7	PROJECT # 02 20140392.16	LOCATION 310 Brookhollow Industrial Blvd. Dalton, Whitfield County, GA	DATE 6/24/14
SAMPLE No. OBG-W7	PROJECT NAME AMC Dalton	FIELD PERSONNEL/COMPANY Michael Guy	/EarthCon
SAMPLE TIME: 1650	SITE Dalton, GA	FIELD CONDITIONS/WEATHER Overcast 96°-45°	

Well Condition Inspection (circle one)

cover: (locked) not locked
number: (legible) not legible
outer casing: (good) fair poor
inner casing: (good) fair poor
well photographed: yes (no)

Equipment Cleaning Procedures

- potable water and phosphate-free soap
- potable water rinse
- water rinse: (distilled) deionized
- solvent rinse: acetone hexane
- air dry

Casing Diameter: (circle one) 2" (4) 6" Other ____

Casing Volume Calculation: $(\pi r^2 h)(7.48\ gal/ft^3)$
Casing Volume (gallons/ft) for: 2" = 0.163; 4" = 0.653; 6" = 1.47
Casing Volume (liters/ft) for: 2" = 0.618; 4" = 2.47; 6" = 5.56

Depth to Water (feet):	40.90	Measuring Point Elevation (feet):	
Depth of Well (feet):	47.27	Groundwater Surface Elevation:	
Water Column (feet):	7.37	LNAPL present:	thickness:
Casing Volume (gallons/liters):	4.75	DNAPL present:	thickness:
Calculated Purge Volume (gallons/liters):	14.24	Remarks:	150 mL/min
Actual Purge Volume (gallons/liters):	7500 mL		
Pump Intake Depth (feet):	41	Ferrous Iron (mg/L):	6.06 (no dilution)

Well Evacuation

Water level recovery is: very slow slow moderate (fast) Bailed dry: yes (no)

TIME 2400 hrs	CUMULATIVE VOLUME (gal) mL	TEMPERATURE (°C)	pH	DISSOLVED OXYGEN (mg/L)	ORP (mV)	CONDUCTIVITY (µs/cm)	TURBIDITY (NTU)	Depth to Water (Feet)	ODOR/COLOR/ REMARKS
1545	0								PURGE START
1555	1500	20.68	6.24	3.80	13.6	679	6.19	40.06	clear
1605	3000	18.05	6.14	2.32	-32.3	637	2.77	40.11	"
1615	4500	18.01	6.18	2.29	-31.9	635	2.15	40.15	"
1625	6000	17.73	6.21	2.24	-34.5	630	1.90	40.15	"
1635	7500	17.47	6.19	2.47	-33.6	636	1.18	40.15	"

Measurement and Sampling Equipment Water Level Meter Solinst 101 41007 SN

Type	Manufacturer	Model #		Calibration Date
Multimeter	YSI	556	SN 13B100410	6/24/14
Turbidimeter	HaMotte	2020we	SN 1511-4111	6/24/14
Bladder Pump	QED			NA
Pump Controller	QED	MP-50	SN MP50-1343	n/a

SAMPLE NUMBER	ANALYTICAL METHOD	BOTTLE TYPE	PRESERVATIVE	QA REMARKS
OBG-W7	VOCs	2 voa 40-mL	HCl	
"	1,4-Dioxane	2 voa 40-mL	HCl	
"	GC Analysis	2 voa 40-mL	HCl	
"	Alkalinity SM2320B/Ion Scan	1 500-mL HDPE	-	
"	TOC SM5310B	1 250-mL HDPE	H_2SO_4	
"	Sulfide SM4500-S2-F	1 500-mL HDPE	NaOH+Zn Ac	

EARTHCON®

Groundwater Sampling Record

WELL No MW-22D	PROJECT # 02.20140392.16	LOCATION 310 Brookhollow Industrial Blvd. Dalton, Whitfield County, GA	DATE 6/23/16
SAMPLE No MW-22D	PROJECT NAME AMC Dalton	FIELD PERSONNEL/COMPANY Keaton Henry /EarthCon	
SAMPLE TIME 10:30	SITE Dalton, GA	FIELD CONDITIONS/WEATHER Sunny, 80's	

Well Condition Inspection (circle one)

cover	locked	not locked
number	legible	not legible
outer casing	good	fair poor
inner casing	good	fair poor
well photographed	yes	no

~~Equipment Cleaning Procedures~~

- potable water and phosphate-free soap
- potable water rinse
- water rinse: distilled / deionized
- solvent rinse: acetone / hexane
- air dry

Casing Diameter: (circle one) 2" 4" 6" Other: ____

Casing Volume Calculation: $(\pi r^2 h)(7.48\ gal/ft^3)$
Casing Volume (gallons/ft) for: 2" = 0.163; 4" = 0.653; 6" = 1.47
Casing Volume (liters/ft) for: 2" = 0.618; 4" = 2.47; 6" = 5.56

Depth to Water (feet)	29.15	Measuring Point Elevation (feet)	
Depth of Well (feet)	67.75	Groundwater Surface Elevation	
Water Column (feet)	38.6	LNAPL present	thickness
Casing Volume (gallons/liters)	6.29	DNAPL present	thickness
Calculated Purge Volume (gallons/liters)	18.87	Remarks	
Actual Purge Volume (gallons/liters)			
Pump Intake Depth (feet)	~62'	Ferrous Iron (mg/L)	0.00

Well Evacuation

Water level recovery is: very slow slow moderate (fast) — Bailed dry: yes (no)

TIME 2400 hrs	CUMULATIVE VOLUME (gal)	TEMPERATURE (°C)	pH	DISSOLVED OXYGEN (mg/L)	ORP (mV)	CONDUCTIVITY (µs/cm)	TURBIDITY (NTU)	Depth to Water (Feet)	ODOR/COLOR/ REMARKS
9:43	0								PURGE START
9:50	0.50	18.96	6.73	1.51	201.6	428	0.35	29.34	clear
9:57	0.76	18.55	6.76	1.42	199.6	429	0.20	29.32	"
10:00	1.0	18.53	6.79	1.11	195.6	428	0.20	29.33	"
10:05	1.10	18.48	6.79	0.76	197.6	427	0.01	29.34	"
10:10	1.25	19.40	6.80	1.02	197.6	425	0.00	29.32	"
10:15		18.51	6.80	0.98	197.4	424	0.19	29.32	"
10:30		sample							

Measurement and Sampling Equipment

Type	Manufacturer	Model #	Calibration Date
Multi-Parameter	YSI	556 MPS	6/23/16
Turbidimeter	LaMotte	2020 we	6/23/16
Peristaltic Pump	GeoTech	GeoPump	
Colorimeter	HACH	DR/890	

SAMPLE NUMBER	ANALYTICAL METHOD	BOTTLE TYPE	PRESERVATIVE	QA REMARKS
MW-22D	VOCs	2 voa 40-mL	HCl	
"	1,4-Dioxane	2 voa 40-mL	HCl	
"	GC Analysis	2 voa 40-mL	HCl	
"	Alkalinity SM2320B/Ion Scan	1 500-mL HDPE	-	
"	TOC SM5310B	1 250-mL HDPE	H_2SO_4	
"	Sulfide SM4500-S2-F	1 500-mL HDPE	NaOH+Zn Ac	

EARTHCON®

Groundwater Sampling Record

WELL No MW-24	PROJECT # 02 20140392 16	LOCATION 310 Brookhollow Industrial Blvd, Dalton, Whitfield County, GA	06/24/16
SAMPLE No MW-24	PROJECT NAME AMC Dalton	FIELD PERSONNEL COMPANY [illegible]	/EarthCon
SAMPLE TIME 1550	SITE Dalton, GA	FIELD CONDITIONS/WEATHER PCldy, 84°F, Humidity 61%, Wind, 5mph NE Bar P 30.07"	

Well Condition Inspection (circle one)

cover: locked not locked
number: legible not legible
outer casing: good fair poor
inner casing: good fair poor
well photographed: yes no

Equipment Cleaning Procedures

- potable water and phosphate-free soap
- potable water rinse
- water rinse: distilled deionized
- solvent rinse: acetone hexane
- air dry

Casing Diameter (circle one): 2" 4" 6" Other ___

Casing Volume Calculation, $(\pi r^2 h)(7.48\ gal/ft^3)$
Casing Volume (gallons/ft) for 2" = 0.163; 4" = 0.653; 6" = 1.47
Casing Volume (liters/ft) for 2" = 0.618; 4" = 2.47; 6" = 5.56

Depth to Water (feet): 42.17
Depth of Well (feet): 61.70
Water Column (feet): 19.53
Casing Volume (gallons/liters): 0.163
Calculated Purge Volume (gallons/liters): 3.2eIV / 9.5e3V
Actual Purge Volume (gallons/liters): 0.75g
Pump Intake Depth (feet): 56.0'

Measuring Point Elevation (feet): ___
Groundwater Surface Elevation: ~~[illegible]~~
LNAPL present: ___ thickness: ___
DNAPL present: ___ thickness: ___
Remarks: Dup 2 site
Ferrous Iron (mg/L): 0.65 mg/L (no dilution)

Well Evacuation

Water level recovery is: very slow slow moderate fast
Bailed dry: NA yes no

TIME 2400 hrs	CUMULATIVE VOLUME (gal)	TEMPERATURE (°C)	pH	DISSOLVED OXYGEN (mg/L)	ORP (mV)	CONDUCTIVITY (µs/cm)	TURBIDITY (NTU)	Depth to Water (Feet)	ODOR/COLOR/ REMARKS
1450	0								PURGE START
I 1455	250mL	23.01	7.04	5.82	120.3	714	10.83	42.68	Clear
1505	0.25g	19.97	6.98	2.47	127.3	676	5.67	43.66	adj. Flow
1515	0.50g	21.20	6.98	2.50	129.0	692	2.31	43.94	adj. Flow
1525	0.65g	22.19	6.98	2.31	129.1	710	2.03	43.66	Clear
1535	0.75g	21.90	6.90	2.40	129.1	696	2.00	42.99	Clear

Measurement and Sampling Equipment

Type	Manufacturer	Model #		Calibration Date
Bladder Pump	QED	Sample Pro	SN 12458	NA
Multi Meter	YSI	YSI 556	SN 11J102403	06/24/16
Turbidity	La Motte	2020 we	SN 1729-5011	06/24/16
Water level	Heron	dipper-T	SN 28843	NA

SAMPLE NUMBER	ANALYTICAL METHOD	BOTTLE TYPE	PRESERVATIVE	QA REMARKS
MW-24	VOCs	2 voa 40-mL	HCl	
"	1,4-Dioxane	2 voa 40-mL	HCl	
"	GC Analysis	2 voa 40-mL	HCl	
"	Alkalinity SM2320B/Ion Scan	1 500-mL HDPE	-	
"	TOC SM5310B	1 250-mL HDPE	H_2SO_4	
"	Sulfide SM4500-S2-F	1 500-mL HDPE	NaOH+Zn Ac	

VOCs 2 voa 40mL HCL Dup 2

EARTHCON®

Groundwater Sampling Record

WELL No. AMW-1	PROJECT # 02 20140392.16	LOCATION 310 Brockhollow Industrial Blvd. Dalton, Whitfield County, GA	DATE 6/22/16
SAMPLE No. AMW-1	PROJECT NAME AMC Dalton	FIELD PERSONNEL/COMPANY Keaton Henry /EarthCon	
SAMPLE TIME: 15:05	SITE Dalton, GA	FIELD CONDITIONS/WEATHER Partly Cloudy, 90's	

Well Condition Inspection (circle one)

cover:	locked	not locked
number:	legible	not legible
outer casing	good	fair poor
inner casing:	good	fair poor
well photographed:	yes	no

Equipment Cleaning Procedures

- potable water and phosphate-free soap
- potable water rinse
- water rinse: distilled deionized
- ~~solvent rinse~~: acetone hexane
- air dry

Casing Diameter: (circle one) 2" 4" 6" Other:____

Casing Volume Calculation: $(\pi r^2 h)(7.48\ gal/ft^3)$
Casing Volume (gallons/ft) for: 2" = 0.163; 4" = 0.653; 6" = 1.47
Casing Volume (liters/ft) for: 2" = 0.618; 4" = 2.47; 6" = 5.56

Depth to Water (feet)	20.60	Measuring Point Elevation (feet)	
Depth of Well (feet)	28.92	Groundwater Surface Elevation:	
Water Column (feet)	8.32	LNAPL present:	thickness
Casing Volume (gallons/liters):	1.36	DNAPL present:	thickness
Calculated Purge Volume (gallons/liters):	4.07	Remarks:	
Actual Purge Volume (gallons/liters):			
Pump Intake Depth (feet):	~24'	Ferrous Iron (mg/L):	

Well Evacuation

Water level recovery is: very slow slow moderate fast Bailed dry: yes no

TIME 2400 hrs	CUMULATIVE VOLUME (gal)	TEMPERATURE (°C)	pH	DISSOLVED OXYGEN (mg/L)	ORP (mV)	CONDUCTIVITY (µs/cm)	TURBIDITY (NTU)	Depth to Water (Feet)	ODOR/COLOR/ REMARKS
13:28	0								PURGE START
13:35	0.25	14.43	~~183.4~~ 243	6.85	113.9	43	12.8	~~30.60~~ 21.18	clear
13:40	0.50	14.74	5.40	6.67	138.6	44	14.1	21.30	"
13:45	0.70	14.57	5.40	7.00	142.6	43	24.4	21.41	"
13:50	0.90	14.41	5.41	7.19	146.7	43	22.4	21.50	slt cloudy
13:55	1.05	18.80	5.42	13.45	144.3	43	21.1	21.57	"
14:00	1.25	18.62	5.42	15.56	147.1	42	14.8	21.62	"
14:10	1.60	19.37	5.49	17.84	164.7	44	13.5	21.71	clear
14:15	1.75	19.34	5.47	18.10	164.4	43	12.9	21.74	"
14:20	1.90	18.59	5.46	16.38	153.9	43	13.5	21.76	"
14:25	2.10	18.68	5.46	18.69	151.3	44	11.5	21.78	"
14:30	2.30	18.79	5.50	17.73	160.7	45	11.94	21.79	"
14:35	2.50	18.90	5.50	17.37	161.4	46	11.25	21.78	"
14:40	2.60	19.37	5.52	16.49	161.3	46	11.00	21.71	"
14:45	2.80	19.12	5.51	16.43	161.5	45	12.53	21.69	"
14:50	2.95	19.26	5.51	16.04	158.5	45	10.12	21.67	"
14:55	3.10	19.33	5.61	15.84	160.0	46	8.98	21.66	"
15:05		S a	m p	l	e				

Measurement and Sampling Equipment

Type	Manufacturer	Model #	Calibration Date
Multi-Parameter	YSI	556 MPS	6/22/16
Turbidimeter	LaMotte	2020 We	6/22/16
Peristaltic Pump	GeoTech	Geo Pump	

SAMPLE NUMBER	ANALYTICAL METHOD	BOTTLE TYPE	PRESERVATIVE	QA REMARKS
AMW-1	VOCs	2 voa 40-mL	HCl	
AMW-1	1,4-Dioxane	2 voa 40-mL	HCl	
AMW-1	RCRA Metals	~~HNO3~~ 250 HDPE	HNO3	

EARTHCON

Groundwater Sampling Record

WELL No AMW-4	PROJECT # 02 20140392 16	LOCATION 310 Brockhollow Industrial Blvd. Dalton, Whitfield County, GA	DATE 6/21/2016
SAMPLE No AMW-4	PROJECT NAME AMC Dalton	FIELD PERSONNEL/COMPANY Keaton Henry / Rob Andrews	EarthCon
SAMPLE TIME 1450	SITE Dalton, GA	FIELD CONDITIONS/WEATHER Partly Cloudy, 90s	

Well Condition/Inspection (circle one)

cover	locked	not locked
number	legible	not legible
outer casing	good	fair poor
inner casing	good	fair poor
well photographed	yes	no

Equipment Cleaning Procedures

- potable water and phosphate-free soap
- potable water rinse
- water rinse: distilled deionized
- solvent rinse: acetone hexane
- air dry

Casing Diameter (circle one)

2" 4" 6" Other ____

Casing Volume Calculation $(\pi r^2 h)(7.48\ gal/ft^3)$
Casing Volume (gallons/ft) for 2" = 0.163, 4" = 0.653, 6" = 1.47
Casing Volume (liters/ft) for 2" = 0.618, 4" = 2.47, 6" = 5.56

Depth to Water (feet)	16.36
Depth of Well (feet)	31.75
Water Column (feet)	15.34
Casing Volume (gallons/liters)	2.61
Calculated Purge Volume (gallons/liters)	7.52
Actual Purge Volume (gallons/liters)	~~5~~ 1.25
Pump Intake Depth (feet)	~27'

Measuring Point Elevation (feet) ____
Groundwater Surface Elevation ____
LNAPL present ____ thickness ____
DNAPL present ____ thickness ____
Remarks ____
Ferrous Iron (mg/L) ____

Well Evacuation

Water level recovery is: very slow slow moderate (fast)

Bailed dry: yes (no)

TIME 2400 hrs	CUMULATIVE VOLUME (gal)	TEMPERATURE (°C)	pH	DISSOLVED OXYGEN (mg/L)	ORP (mV)	CONDUCTIVITY (µs/cm)	TURBIDITY (NTU)	Depth to Water (Feet)	ODOR/COLOR REMARKS
1414	0								PURGE START
1420	0.10	17.91	5.07	6.06	210.3	28	3.15	16.42	Clear
1425	0.35	18.00	5.20	5.53	195.7	29	2.30	16.40	"
1430	0.50	18.34	5.37	5.31	186.4	28	1.17	16.40	"
1435	0.75	17.83	5.28	5.23	192.3	27	0.91	16.40	"
1440	0.85	17.61	5.20	5.19	186.0	29	0.82	16.40	"
1445	1.0	17.50	5.34	5.18	187.4	25	1.87	16.40	"
1450		Sample	→						

Measurement and Sampling Equipment

Type	Manufacturer	Model #	Calibration Date
Multi-Parameter	YSI	556 MPS	6/21/16
Turbidimeter	LaMotte	2020 We	6/21/16
Peristaltic Pump	GeoTech	GeoPump	—

SAMPLE NUMBER	ANALYTICAL METHOD	BOTTLE TYPE	PRESERVATIVE	QA REMARKS
AMW-4	VOCs	2 voa 40-mL	HCl	
AMW-4	1,4-Dioxane	2 voa 40-mL	HCl	

EARTHCON®

Groundwater Sampling Record

WELL No. AMW-5	PROJECT # 02 20140392.16	LOCATION 310 Brockhollow Industrial Blvd. Dalton, Whitfield County, GA	06/21/16
SAMPLE No. AMW-5	PROJECT NAME AMC Dalton	FIELD PERSONNEL COMPANY C Nolin, M Guy	/EarthCon
SAMPLE TIME: 1650	SITE Dalton, GA	FIELD CONDITIONS/WEATHER Cldy, Temp 94°F, Humidity 28% 4 MPH N Bar P 30.06"	

Well Condition Inspection (circle one)

cover: locked not locked
number: legible not legible Marked MW-5
outer casing good fair poor
inner casing good fair poor
well photographed: yes no

Equipment Cleaning Procedures

- potable water and phosphate-free soap
- potable water rinse
- water rinse distilled deionized
- solvent rinse acetone hexane
- air dry

Casing Diameter: (circle one) 2" 4" 6" Other ____

Casing Volume Calculation $(\pi r^2 h)(7.48\ gal/ft^3)$
Casing Volume (gallons/ft) for: 2" = 0.163, 4" = 0.653, 6" = 1.47
Casing Volume (liters/ft) for: 2" = 0.618, 4" = 2.47, 6" = 5.56

Depth to Water (feet) 23.62
Depth of Well (feet) 30.99
Water Column (feet) 7.37
Casing Volume (gallons/liters) 1.2@1V 3.6@3V
Calculated Purge Volume (gallons/liters) 0.163
Actual Purge Volume (gallons/liters) mL 1640
Pump Intake Depth (feet) 26.0'

Measuring Point Elevation (feet)
Groundwater Surface Elevation
LNAPL present thickness
DNAPL present thickness
Remarks:
Ferrous Iron (mg/L)

Well Evacuation

Water level recovery is: very slow slow moderate fast

Bailed dry: NA yes no

TIME 2400 hr	CUMULATIVE VOLUME (gal)	TEMPERATURE (°C)	pH	DISSOLVED OXYGEN (mg/L)	ORP (mV)	CONDUCTIVITY (µs/cm)	TURBIDITY (NTU)	Depth to Water (Feet)	ODOR/COLOR/ REMARKS
1520	1535 0								PURGE START
1540	250	19.60	5.61	9.14	162.9	38	40.56	23.79	SI cldy
1550	750	18.99	5.61	13.29	171.7	43	23.17	23.83	"
1600	1250	19.22	5.70	9.73	173.4	56	20.84	23.84	"
1610	1750	18.62	5.81	9.58	174.1	69	19.03	23.84	"
1620	2250	18.40	5.85	7.13	172.7	74	12.42	23.85	"
1630	2750	19.03	5.91	7.08	169.7	72	7.39	23.84	Clear
1640	3250	19.06	5.90	7.06	170.6	72	6.96	23.85	"

Measurement and Sampling Equipment

Type	Manufacturer	Model #	Calibration Date
Multi Meter	YSI	YSI 556 SN 11J102403	06/21/16
Turbidity Meter	La Motte	2020we SN 1729-5011	06/21/16
Peristaltic Pump	Geotech	GeoP102 SN K11005529	NA
Water level	Heron	dipper-T SN 28843	NA

SAMPLE NUMBER	ANALYTICAL METHOD	BOTTLE TYPE	PRESERVATIVE	QA REMARKS
AMW-5	VOCs	2 voa 40-mL	HCl	
AMW-5	1,4-Dioxane	2 voa 40-mL	HCl	

EARTHCON®

Groundwater Sampling Record

WELL No. AMW-6	PROJECT # 02 20140392 16	LOCATION 310 Brockhollow Industrial Blvd Dalton, Whitfield County, GA	DATE 6/21/16
SAMPLE No. AMW-6	PROJECT NAME AMC Dalton	FIELD PERSONNEL / COMPANY Keaton Henry / Rob Andrews	/EarthCon
SAMPLE TIME 12:10	SITE Dalton, GA	FIELD CONDITIONS/WEATHER Sunny, 80	

Well Condition Inspection (circle one)

cover:	(locked)	not locked
number	(legible)	not legible
outer casing	(good)	fair poor
inner casing	(good)	fair poor
well photographed	yes	(no)

Equipment Cleaning Procedures

(potable water and phosphate-free soap)
- (potable water rinse)
- water rinse (distilled) deionized
- solvent rinse: acetone hexane
- (air dry)

Casing Diameter (circle one): (2") 4" 6" Other

Casing Volume Calculation $(\pi r^2 h)(7.48\ gal/ft^3)$
Casing Volume (gallons/ft) for 2" = 0.163, 4" = 0.653, 6" = 1.47
Casing Volume (liters/ft) for 2" = 0.618, 4" = 2.47, 6" = 5.56

Depth to Water (feet)	13.18	Measuring Point Elevation (feet)	
Depth of Well (feet)	27.08	Groundwater Surface Elevation	
Water Column (feet)	13.9	LNAPL present	thickness
Casing Volume (gallons/liters)	2.27	DNAPL present	thickness
Calculated Purge Volume (gallons/liters)	6.80	Remarks	
Actual Purge Volume (gallons/liters)	3.50		
Pump Intake Depth (feet)	~ 22	Ferrous Iron (mg/L)	

Well Evacuation
Water level recovery is: very slow slow moderate (fast) Bailed dry: yes (no)

TIME 2400 hrs	CUMULATIVE VOLUME (gal)	TEMPERATURE (°C)	pH	DISSOLVED OXYGEN (mg/L)	ORP (mV)	CONDUCTIVITY (µs/cm)	TURBIDITY (NTU)	Depth to Water (Feet)	ODOR/COLOR/ REMARKS
10:35	0								PURGE START
10:40	0.35	16.47	6.80	5.36	147.3	216	48.0	13.30	sl cloudy
10:45	0.70	16.37	6.80	5.12	146.7	212	38.2	13.31	"
10:50	0.95	16.61	6.91	5.23	188.9	211	38.1	13.28	"
10:55	1.20	16.64	6.97	4.93	187.2	211	34.2	13.28	"
11:00	1.45	16.61	6.97	5.00	187.3	206	38.3	13.28	"
11:05	1.55	16.48	6.94	4.99	189.9	205	26.7	13.28	"
11:10	1.85	16.41	6.95	5.04	189.4	201	25.9	13.28	"
11:15	2.0	16.52	6.93	5.40	190.1	199	25.0	13.29	"
11:20	2.25	16.67	6.95	5.66	188.6	196	23.6	13.29	"
11:25	2.35	16.83	6.94	5.84	191.0	198	17.4	13.27	clear
11:30	2.45	16.99	6.95	5.73	189.3	198	16.4	13.29	"
11:35	2.60	16.88	6.95	5.38	190.5	199	15.1	13.29	"
11:40	2.80	16.88	6.93	5.41	192.1	197	12.1	13.28	"
11:45	2.90	16.96	6.92	5.25	192.5	196	12.34	13.29	"
11:50	3.15	17.05	6.94	5.25	192.6	199	10.41	13.29	"
11:55	3.30	17.06	6.91	5.29	192.5	195	11.00	13.29	"
12:00	3.40	17.14	6.91	5.04	193.4	197	6.57	13.27	"
12:05	3.50	19.33	6.95	5.00	193.4	203	9.89	13.28	"
12:10		s a	m	p		e			

Measurement and Sampling Equipment

Type	Manufacturer	Model #	Calibration Date
Multi-Parameter	YSI	556 MPS	6/21/2016
Turbidimeter	LaMotte	2020 we	6/21/2016
Peristaltic Pump	GeoTech	Geo Pump	

SAMPLE NUMBER	ANALYTICAL METHOD	BOTTLE TYPE	PRESERVATIVE	QA REMARKS
AMW-6	VOCs	2 voa 40-mL	HCl	
AMW-6	1,4-Dioxane	2 voa 40-mL	HCl	

EARTHCON

Groundwater Sampling Record

WELL No. AMW-7	PROJECT # 02 20140392.16	LOCATION 310 Brockhollow Industrial Blvd Dalton, Whitfield County GA	DATE 6/22/16
SAMPLE No AMW-7	PROJECT NAME AMC Dalton	FIELD PERSONNEL/COMPANY Keaton Henry /EarthCon	
SAMPLE TIME 9:20	SITE Dalton, GA	FIELD CONDITIONS/WEATHER Mostly Sunny, 70's	

Well Condition Inspection (circle one)

cover: (locked) not locked
number: (legible) not legible
outer casing: (good) fair poor
inner casing: (good) fair poor
well photographed: yes (no)

Equipment Cleaning Procedures

- potable water and phosphate-free soap
- potable water rinse
- water rinse: (distilled) deionized
- solvent rinse: acetone hexane
- air dry

Casing Diameter (circle one)

(2") 4" 6" Other ___

Casing Volume Calculation: $(\pi r^2 h)(7.48\ gal/ft^3)$
Casing Volume (gallons/ft) for 2" = 0.163; 4" = 0.653; 6" = 1.47
Casing Volume (liters/ft) for 2" = 0.618; 4" = 2.47; 6" = 5.56

Depth to Water (feet)	18.41	Measuring Point Elevation (feet)	
Depth of Well (feet)	32.80	Groundwater Surface Elevation	
Water Column (feet)	14.39	LNAPL present	thickness
Casing Volume (gallons/liters)	2.36	DNAPL present	thickness
Calculated Purge Volume (gallons/liters)	7.04	Remarks:	
Actual Purge Volume (gallons/liters)	8.50		
Pump Intake Depth (feet)	~27'	Ferrous Iron (mg/L)	

Well Evacuation

Water level recovery is very slow slow moderate (fast) Bailed dry: yes (no)

TIME 2400 hrs	CUMULATIVE VOLUME (gal)	TEMPERATURE (°C)	pH	DISSOLVED OXYGEN (mg/L)	ORP (mV)	CONDUCTIVITY (µs/cm)	TURBIDITY (NTU)	Depth to Water (Feet)	ODOR/COLOR/ REMARKS
8:40	0								PURGE START
8:45	0.35	16.40	5.83	6.19	216.1	88	0.98	18.57	clear
8:50	0.55	16.54	5.80	5.74	222.8	88	0.95	18.56	"
8:55	0.75	16.58	5.90	5.96	220.1	88	0.46	18.58	"
9:05	1.05	16.62	6.02	5.51	217.9	87	0.25	18.58	"
9:10	1.25	16.55	~~5.53~~ 6.03	5.53	220.0	87	1.11	18.57	"
9:15	1.45	16.54	6.05	5.42	221.9	86	0.11	18.58	"
9:20		S a	m	p l	e				

Measurement and Sampling Equipment

Type	Manufacturer	Model #	Calibration Date
Multi-Parameter	YSI	556 MPS	6/22/16
Turbidimeter	LaMotte	2020 we	6/22/16
Peristaltic Pump	GeoTech	Geopump	—

SAMPLE NUMBER	ANALYTICAL METHOD	BOTTLE TYPE	PRESERVATIVE	QA REMARKS
AMW-7	VOCs	2 voa 40-mL	HCl	
AMW-7	1,4-Dioxane	2 voa 40-mL	HCl	

EARTHCON

Groundwater Sampling Record

WELL No. AMW-11D	PROJECT # 02.20140392.16	LOCATION 310 Brookhollow Industrial Blvd, Dalton, Whitfield County, GA	DATE 6/22/16
SAMPLE No. AMW-11D	PROJECT NAME AMC Dalton	FIELD PERSONNEL/COMPANY Michael Gay	/EarthCon
SAMPLE TIME: 1735	SITE Dalton, GA	FIELD CONDITIONS/WEATHER Sunny, 90°-95°	

Well Condition Inspection (circle one)

cover: (locked) not locked
number: (legible) not legible
outer casing: (good) fair poor
inner casing: (good) fair poor
well photographed: yes (no)

Equipment Cleaning Procedures

- potable water and phosphate-free soap
- potable water rinse
- water rinse: (distilled) deionized
- solvent rinse: acetone hexane
- air dry

Casing Diameter: (circle one) (2") 4" 6" Other:___

Casing Volume Calculation: $(\pi r^2 h)(7.48\ gal/ft^3)$
Casing Volume (gallons/ft) for: 2" = 0.163; 4" = 0.653; 6" = 1.47
Casing Volume (liters/ft) for: 2" = 0.618; 4" = 2.47; 6" = 5.56

Depth to Water (feet):	23.76	Measuring Point Elevation (feet):	
Depth of Well (feet):	90.20	Groundwater Surface Elevation:	
Water Column (feet):	66.44	LNAPL present:	thickness:
Casing Volume (gallons/liters):	10.83	DNAPL present:	thickness:
Calculated Purge Volume (gallons/liters):	32.49	Remarks: 150 ml/min	
Actual Purge Volume (gallons/liters):	10500mL		
Pump Intake Depth (feet):	85	Ferrous Iron (mg/L):	

Well Evacuation
Water level recovery is: very slow slow moderate fast Bailed dry: yes no

TIME 2400 hrs	CUMULATIVE VOLUME (gal/mL)	TEMPERATURE (°C)	pH	DISSOLVED OXYGEN (mg/L)	ORP (mV)	CONDUCTIVITY (µs/cm)	TURBIDITY (NTU)	Depth to Water (Feet)	ODOR/COLOR/ REMARKS
1630	0								PURGE START
1638	1500	18.32	6.75	4.52	211.6	379	60.39	23.87	Clear
1640	3000	17.99	6.92	3.73	196.1	376	60.94	25.69	Clear
1650	4500	17.74	6.96	3.72	190.9	375	7.12	26.98	Clear
1700	6000	17.72	6.98	3.62	186.9	374	5.51	28.79	Clear
1710	7500	18.01	7.00	3.58	184.9	376	5.65	30.38	Clear
1720	9000	18.25	7.02	3.72	179.1	380	4.59	31.93	Clear
1730	10500	18.01	7.02	3.84	178.7	377	5.03	33.61	Clear

Measurement and Sampling Equipment Water Level Meter Solinst 101 41007

Type	Manufacturer	Model #		Calibration Date
Multi-meter	YSI	556	13B100010	6/22/16 - 6/23/16
Turbidimeter	LaMotte	2020we	1511-4111	6/22/16
Bladder Pump	QED MicroPurge			N/a
Pump Controller	QED	MP-50	MP50-1053	n/a

SAMPLE NUMBER	ANALYTICAL METHOD	BOTTLE TYPE	PRESERVATIVE	QA REMARKS
AMW-11D	VOCs	2 voa 40-mL	HCl	
"	1,4-Dioxane	2 voa 40-mL	HCl	

EARTHCON®

Groundwater Sampling Record

WELL No AMW-12	PROJECT # 02 20140392 16	LOCATION 310 Brookhollow Industrial Blvd Dalton, Whitfield County GA	06/23/16
SAMPLE No AMW-12	PROJECT NAME AMC Dalton	FIELD PERSONNEL/COMPANY C. Nolin / EarthCon	
SAMPLE TIME: 1640	SITE Dalton, GA	FIELD CONDITIONS/WEATHER PC dry, 97°F, Humidity 29%, Wind, Comph N Bar P 30.60+	

Well Condition Inspection (circle one)

cover	locked	not locked	Bolted
number	legible	not legible	remarked
outer casing	good	fair	poor
inner casing	good	fair	poor
well photographed:	yes	no	

Equipment Cleaning Procedures

- potable water and phosphate-free soap
- potable water rinse
- water rinse: distilled / deionized
- solvent rinse: acetone / hexane
- air dry

Casing Diameter: (circle one) 2" 4" 6" Other ___

Casing Volume Calculation: $(\pi r^2 h)(7.48\ gal/ft^3)$
Casing Volume (gallons/ft) for: 2" = 0.163, 4" = 0.653, 6" = 1.47
Casing Volume (liters/ft) for: 2" = 0.618, 4" = 2.47, 6" = 5.56

Depth to Water (feet)	38.88	Measuring Point Elevation (feet)	
Depth of Well (feet)	48.20	Groundwater Surface Elevation	
Water Column (feet)	9.32	LNAPL present	thickness
Casing Volume (gallons/liters)	1.163	DNAPL present	thickness
Calculated Purge Volume (gallons/liters)	1.5 gal / 5.0 ltr	Remarks	
Actual Purge Volume (gallons/liters)	0.75 g		
Pump Intake Depth (feet)	44.0'	Ferrous Iron (mg/L)	

Well Evacuation

Water level recovery is: very slow slow moderate fast — Bailed dry: yes no

TIME 2400 hrs	CUMULATIVE VOLUME (gal)	TEMPERATURE (°C)	pH	DISSOLVED OXYGEN (mg/L)	ORP (mV)	CONDUCTIVITY (µs/cm)	TURBIDITY (NTU)	Depth to Water (Feet)	ODOR/COLOR/ REMARKS
1545	0								PURGE START
1550	0.25 gal	19.83	7.34	5.16	82.3	421	6.71	39.41	Clear
1600	0.25 g	19.52	7.33	5.04	81.3	419	4.29	39.75	adj. Flow
1610	0.50 g	19.86	7.32	4.38	83.3	420	1.71	39.81	adj. Flow
1620	0.68 g	19.99	7.30	4.47	90.0	430	1.05	39.55	
1630	0.75 g	19.98	7.29	4.44	91.5	432	0.72	39.55	

Measurement and Sampling Equipment

Type	Manufacturer	Model #	Calibration Date
Bladder Pump	QED	Sample Pro SN 12458	NA
Multi Meter	YSI	YSI 556 SN 11J102403	06/23/16
Turbidity Meter	La Motte	2020we SN 1729-5011	06/23/16
Water-level	Heron	dipper-T SN 28843	NA

SAMPLE NUMBER	ANALYTICAL METHOD	BOTTLE TYPE	PRESERVATIVE	QA REMARKS
AMW-12	VOCs	2 voa 40-mL	HCl	
"	1,4-Dioxane	2 voa 40-mL	HCl	

EARTHCON®

Groundwater Sampling Record

WELL No. AMW-13	PROJECT # 02 20140392.16	LOCATION 310 Brockhollow Industrial Blvd, Dalton, Whitfield County, GA	06/24/16
SAMPLE No. AMW-13	PROJECT NAME AMC Dalton	FIELD PERSONNEL COMPANY C Nolin	/EarthCon
SAMPLE TIME: 1345	SITE Dalton, GA	FIELD CONDITIONS/WEATHER PCldy, 79°F, Humidity 79, Winds 0 Bar P 30.09"	

Well Condition Inspection (circle one)

cover: locked not locked
number: legible not legible Marked AMW-13 remarked
outer casing: good fair poor
inner casing: good fair poor
well photographed: yes no

Equipment Cleaning Procedures

- potable water and phosphate-free soap
- potable water rinse
- water rinse: distilled deionized
- solvent rinse: acetone hexane
- air dry

Casing Diameter: (circle one) 2" 4" 6" Other: ____

Casing Volume Calculation: $(\pi r^2 h)(7.48\ gal/ft^3)$
Casing Volume (gallons/ft) for: 2" = 0.163; 4" = 0.653; 6" = 1.47
Casing Volume (liters/ft) for: 2" = 0.618; 4" = 2.47; 6" = 5.56

Depth to Water (feet)	34.95	Measuring Point Elevation (feet)	
Depth of Well (feet)	47.58 old Data TD	Groundwater Surface Elevation	
Water Column (feet)	~~12.63~~ 12.63	LNAPL present	thickness
Casing Volume (gallons/liters)	@ 06/24/16 0.163	DNAPL present	thickness
Calculated Purge Volume (gallons/liters)	2/e1V/6.2e3v	Remarks: 10' Screen	
Actual Purge Volume (gallons/liters)	1.0g		
Pump Intake Depth (feet)	42.0'	Ferrous Iron (mg/L)	NA

Well Evacuation

Water level recovery is: very slow slow moderate fast Bailed dry: NA yes no

TIME 2400 hrs	CUMULATIVE VOLUME (gal)	TEMPERATURE (°C)	pH	DISSOLVED OXYGEN (mg/L)	ORP (mV)	CONDUCTIVITY (µs/cm)	TURBIDITY (NTU)	Depth to Water (Feet)	ODOR/COLOR/ REMARKS
1245	0								PURGE START
1250	250ml	22.22	6.51	6.56	121.6	697	8.33	35.50	Clear adj flow
1300	0.25g	19.56	6.46	0.72	128.4	663	2.25	35.55	adj flow
1310	0.50g	19.31	6.46	0.55	130.8	658	2.13	35.56	" "
1320	0.75g	19.09	6.48	0.45	132.4	657	1.52	35.58	
1330	1.0g	19.10	6.48	0.42	132.7	657	1.59	35.57	

Measurement and Sampling Equipment

Type	Manufacturer	Model #	Calibration Date
Bladder Pump	QED	SamplePro SN 12458	NA
Multi Meter	YSI	YSI 556 SN 11J102403	06/24/16
Turbidity	La Motte	2020we SN 1729-5011	06/24/16
Water level meter	Heron	dipper-T SN 28843	NA

SAMPLE NUMBER	ANALYTICAL METHOD	BOTTLE TYPE	PRESERVATIVE	QA REMARKS
AMW-13	VOCs	2 voa 40-mL	HCl	
	1,4-Dioxane	2 voa 40-mL	HCl	

EARTHCON®

Groundwater Sampling Record

WELL No. AMW-14	PROJECT # 02.20140392.16	LOCATION 310 Brookhollow Industrial Blvd. Dalton, Whitfield County, GA	DATE 6/22/16
SAMPLE No. AMW-14	PROJECT NAME AMC Dalton	FIELD PERSONNEL/COMPANY Michael Guy	/EarthCon
SAMPLE TIME: 1510	SITE Dalton, GA	FIELD CONDITIONS/WEATHER Sunny 90°-95°	

Well Condition Inspection (circle one)

cover: locked not locked
number: legible not legible
outer casing: good fair poor
inner casing: good fair poor
well photographed: yes no

Equipment Cleaning Procedures

- potable water and phosphate-free soap
- potable water rinse
- water rinse: distilled ~~deionized~~ pale
- solvent rinse: acetone hexane
- air dry

Casing Diameter: (circle one) 2" 4" 6" Other:____

Casing Volume Calculation. $(\pi r^2 h)(7.48\ gal/ft^3)$
Casing Volume (gallons/ft) for: 2" = 0.163; 4" = 0.653; 6" = 1.47
Casing Volume (liters/ft) for: 2" = 0.618; 4" = 2.47; 6" = 5.56

Depth to Water (feet):	34.36	Measuring Point Elevation (feet):	
Depth of Well (feet):	50.10	Groundwater Surface Elevation:	
Water Column (feet)	15.74	LNAPL present:	thickness
Casing Volume (gallons/liters):	2.57	DNAPL present:	thickness:
Calculated Purge Volume (gallons/liters):	7.70	Remarks: Flow: 100 mL/min	
Actual Purge Volume (gallons/liters)	6750 mL		
Pump Intake Depth (feet)	45	Ferrous Iron (mg/L):	

Well Evacuation

Water level recovery is: very slow slow moderate fast

Bailed dry: yes no

TIME 2400 hrs	CUMULATIVE VOLUME ~~(gal)~~ mL	TEMPERATURE (°C)	pH	DISSOLVED OXYGEN (mg/L)	ORP (mV)	CONDUCTIVITY (µs/cm)	TURBIDITY (NTU)	Depth to Water (Feet)	ODOR/COLOR/ REMARKS
1415	0								PURGE START
1420	750	17.82	5.34	~~2.08~~ 2.83	194.5	120	8.06	34.72	Clear
1430	2250	17.42	5.35	1.22	198.9	100	5.62	34.85	Clear
1440	3750	16.48	5.30	1.25	202.3	98	4.88	34.89	Clear
1450	5250	16.20	5.32	1.09	205.4	97	3.56	34.84	Clear
1500	6750	16.40	5.36	1.07	208.3	95	2.40	34.89	Clear

Measurement and Sampling Equipment Water Level Meter Solinst 101 41007

Type	Manufacturer	Model #		Calibration Date
Multimeter	YSI-556	556	~~1511-4111~~ 138100010	6/21-6/22/16
Turbidimeter	Lamotte 2020	2020 use	1511-4111	6/22/16
Bladder Pump	GED MicroPurge			N/A
Pump Controller	GED	MP-50	MP50-1253	N/A

SAMPLE NUMBER	ANALYTICAL METHOD	BOTTLE TYPE	PRESERVATIVE	QA REMARKS
AMW-14	VOCs	2 voa 40-mL	HCl	
"	1,4-Dioxane	2 voa 40-mL	HCl	

EARTHCON®

Groundwater Sampling Record

WELL No. AMW-15	PROJECT # 02 20140392.16	LOCATION 310 Brockhollow Industrial Blvd Dalton, Whitfield County, GA	DATE 6/21/16
SAMPLE No. AMW-15	PROJECT NAME AMC Dalton	FIELD PERSONNEL/COMPANY Keaton Henry / Rob Andrews /EarthCon	
SAMPLE TIME 17:40	SITE Dalton, GA	FIELD CONDITIONS/WEATHER Partly Cloudy, 90's	

Well Condition-Inspection (circle one)

cover	locked	not locked	
number	legible	not legible	
outer casing	good	fair	poor
inner casing	good	fair	poor
well photographed	yes	no	

Equipment Cleaning Procedures

- potable water and phosphate-free soap
- potable water rinse
- water rinse: distilled / deionized
- solvent rinse: acetone / hexane
- air dry

Casing Diameter (circle one): 2" 4" 6" Other ___

Casing Volume Calculation $(\pi r^2 h)(7.48\ gal/ft^3)$
Casing Volume (gallons/ft) for 2" = 0.163, 4" = 0.653, 6" = 1.47
Casing Volume (liters/ft) for 2" = 0.618, 4" = 2.47, 6" = 5.56

Depth to Water (feet)	14.64
Depth of Well (feet)	23.05
Water Column (feet)	8.41
Casing Volume (gallons/liters)	1.37
Calculated Purge Volume (gallons/liters)	4.11
Actual Purge Volume (gallons/liters)	240
Pump Intake Depth (feet)	~18'

Measuring Point Elevation (feet): ___
Groundwater Surface Elevation: ___
LNAPL present: ___ thickness ___
DNAPL present: ___ thickness ___
Remarks: ___
Ferrous Iron (mg/L): ___

Well Evacuation

Water level recovery is: very slow / slow / moderate / fast

Bailed dry: yes / no

TIME 2400 hrs	CUMULATIVE VOLUME (gal)	TEMPERATURE (°C)	pH	DISSOLVED OXYGEN (mg/L)	ORP (mV)	CONDUCTIVITY (µs/cm)	TURBIDITY (NTU)	Depth to Water (Feet)	ODOR/COLOR REMARKS
16:33	0								PURGE START
16:35	0.005	17.48	7.20	14.62	189.1	369	575	14.93	clear
16:40	0.40	17.71	7.04	2.05	141.5	370	5.15	15.10	clear
16:45	0.65	17.95	7.16	1.52	140.5	369	6.17	15.27	"
16:50	0.80	17.65	6.86	2.31	175.5	301	9.20	~~15.50~~	"
16:55	0.95	17.78	6.92	1.84	179.3	358	5.18	15.50	"
17:00	1.05	17.36	6.97	1.28	177.3	311	8.75	15.62	"
17:05	1.25	16.58	6.24	2.56	185.4	206	7.28	15.80	"
17:15	1.65	16.81	6.35	2.90	179.6	207	5.02	16.01	"
17:20	1.85	16.62	6.42	2.91	178.0	213	4.48	16.21	"
17:25	2.0	16.17.15	6.58	2.36	177.1	253	4.55	16.27	"
17:30	2.10	17.43	6.61	2.62	178.1	262	4.39	16.30	"
17:35	2.25	17.35	6.65	8.02	179.3	269	3.46	16.34	"
17:40		S a	m	p	l	e			

Measurement and Sampling Equipment

Type	Manufacturer	Model #	Calibration Date
Multi-Parameter	YSI	556 MPS	6/21/16
Turbidimeter	LaMotte	2020 We	6/21/16
Peristaltic Pump	GeoTech	GeoPump	

SAMPLE NUMBER	ANALYTICAL METHOD	BOTTLE TYPE	PRESERVATIVE	QA REMARKS
AMW-15	VOCs	2 voa 40-mL	HCl	
AMW-15	1,4-Dioxane	2 voa 40-mL	HCl	

EARTHCON®

Groundwater Sampling Record

WELL No. AMW-16	PROJECT # 02 20140392.16	LOCATION 310 Brockhollow Industrial Blvd Dalton, Whitfield County GA	DATE 6/22/16
SAMPLE No AMW-16	PROJECT NAME AMC Dalton	FIELD PERSONNEL/COMPANY Keaton Henry /EarthCon	
SAMPLE TIME 10:25	SITE Dalton, GA	FIELD CONDITIONS/WEATHER Sunny, 80's	

Well Condition Inspection (circle one)

cover:	locked	not locked
number:	legible	not legible
outer casing	good	fair poor
inner casing	good	fair poor
well photographed	yes	no

Equipment Cleaning Procedures

- potable water and phosphate-free soap
- potable water rinse
- water rinse: distilled deionized
- solvent rinse: acetone hexane
- air dry

Casing Diameter (circle one): 2" 4" 6" Other ___

Casing Volume Calculation $(\pi r^2 h)(7.48\ gal/ft^3)$
Casing Volume (gallons/ft) for 2" = 0.163 4" = 0.653, 6" = 1.47
Casing Volume (liters/ft) for 2" = 0.618; 4" = 2.47, 6" = 5.56

Depth to Water (feet)	22.54	Measuring Point Elevation (feet)	
Depth of Well (feet)	34.75	Groundwater Surface Elevation	
Water Column (feet)	12.21	LNAPL present:	thickness
Casing Volume (gallons/liters):	1.99	DNAPL present	thickness
Calculated Purge Volume (gallons/liters)	5.97	Remarks:	
Actual Purge Volume (gallons/liters)	30		
Pump Intake Depth (feet)	~30'	Ferrous Iron (mg/L)	

Well Evacuation

Water level recovery is: very slow slow moderate (fast) Bailed dry: yes (no)

TIME 2400 hrs	CUMULATIVE VOLUME (gal)	TEMPERATURE (°C)	pH	DISSOLVED OXYGEN (mg/L)	ORP (mV)	CONDUCTIVITY (µs/cm)	TURBIDITY (NTU)	Depth to Water (Feet)	ODOR/COLOR/ REMARKS
9:52	0								
9:55	0.10	16.89	6.66	11.07	233.6	184	2.13	22.60	PURGE START
10:00	0.25	16.74	6.76	10.87	233.2	195	4.24	22.60	22.67 clear
10:05	0.50	16.77	6.72	10.84	235.0	194	3.67	22.60	clear
10:10	0.75	16.56	6.87	10.92	227.8	192	3.16	22.61	"
10:15	0.95	16.75	6.91	10.78	224.6	193	2.43	22.60	"
10:20	1.20	16.78	6.96	10.67	222.7	195	2.50	22.60	
10:25		> a	m	p		e			

Measurement and Sampling Equipment

Type	Manufacturer	Model #	Calibration Date
Multi-Parameter	YSI	556 MPS	6/22/2016
Turbidimeter	LaMotte	2020 We	6/22/2016
Peristaltic Pump	GeoTech	Geopump	

SAMPLE NUMBER	ANALYTICAL METHOD	BOTTLE TYPE	PRESERVATIVE	QA REMARKS
AMW-16	VOCs	2 voa 40-mL	HCl	
AMW-16	1,4-Dioxane	2 voa 40-mL	HCl	

EARTHCON®

Groundwater Sampling Record

WELL No. AMW-17	PROJECT # 02.20140392.16	LOCATION 310 Brookhollow Industrial Blvd, Dalton, Whitfield County, GA	DATE 6/23/16
SAMPLE No. AMW-17	PROJECT NAME AMC Dalton	FIELD PERSONNEL/COMPANY Michael Gray	/EarthCon
SAMPLE TIME: 1020	SITE Dalton, GA	FIELD CONDITIONS/WEATHER Sunny, 75°-80°	

Well Condition Inspection (circle one)

cover: locked not locked
number: legible not legible
outer casing: good fair poor
inner casing: good fair poor
well photographed: yes no

Equipment Cleaning Procedures

- potable water and phosphate-free soap
- potable water rinse
- water rinse: distilled deionized
- solvent rinse: acetone hexane
- air dry

Casing Diameter: (circle one) 2" 4" 6" Other:____

Casing Volume Calculation: $(\pi r^2 h)(7.48\ gal/ft^3)$
Casing Volume (gallons/ft) for: 2" = 0.163, 4" = 0.653, 6" = 1.47
Casing Volume (liters/ft) for: 2" = 0.618, 4" = 2.47, 6" = 5.56

Depth to Water (feet): 31.80
Depth of Well (feet): 40.81
Water Column (feet): 9.01
Casing Volume (gallons/liters): 1.47
Calculated Purge Volume (gallons/liters): 4.41
Actual Purge Volume (gallons/liters): 6000 mL
Pump Intake Depth (feet): 35 → 39 @ 0900

Measuring Point Elevation (feet):
Groundwater Surface Elevation:
LNAPL present: thickness:
DNAPL present: thickness:
Remarks: 150 mL/min → 50 mL/min @ 0900
Ferrous Iron (mg/L):

Well Evacuation

Water level recovery is: very slow slow moderate fast

Bailed dry: yes no

TIME 2400 hrs	CUMULATIVE VOLUME (~~gal~~ mL)	TEMPERATURE (°C)	pH	DISSOLVED OXYGEN (mg/L)	ORP (mV)	CONDUCTIVITY (µs/cm)	TURBIDITY (NTU)	Depth to Water (Feet)	ODOR/COLOR/ REMARKS
0840	0								PURGE START
0850	1500	16.61	7.08	3.41	204.0	354	90	34.96	Cloudy
0900	3000	17.25	7.46	3.62	197.1	389	1284	35.44	"
0910	3500	17.23	7.37	2.55	187.2	395	118	37.43	"
0920	4000	17.35	7.38	2.10	175.3	386	50.5	38.31	"
0930	4500	18.11	7.41	2.11	170.1	372	43.1	38.71	"
0940	5000	18.52	7.40	1.94	168.5	387	35.6	39.10	"
0950	5500	18.62	7.39	2.06	165.2	395	54.7	39.41 pump	"
1000	6000	18.87	7.39	2.21	163.5	401	65.0	39.41 pump	"

Measurement and Sampling Equipment Solinst Water Level Meter 101 SN 41007

Type	Manufacturer	Model #	Calibration Date
Multimeter	YSI	556 SN 13B100010	6/23/16
Turbidimeter	LaMotte	2020we SN 1511-4111	6/23/16
Bladder Pump	QED		N/A
Pump Controller	QED	MP-50 SN MP50-1253	N/A

SAMPLE NUMBER	ANALYTICAL METHOD	BOTTLE TYPE	PRESERVATIVE	QA REMARKS
AMW-17	VOCs	2 voa 40-mL	HCl	
	1,4-Dioxane	2 voa 40-mL	HCl	

EARTHCON®

Groundwater Sampling Record

WELL No. AMW-18	PROJECT # 02.20140392.16	LOCATION 310 Brockhollow Industrial Blvd. Dalton, Whitfield County, GA	DATE 6/21/16
SAMPLE No. AMW-18	PROJECT NAME AMC Dalton	FIELD PERSONNEL/COMPANY Keaton Henry / Rob Andrew	/EarthCon
SAMPLE TIME 16:20	SITE Dalton, GA	FIELD CONDITIONS/WEATHER Mostly Cloudy, 80's - 90's	

Well Condition Inspection (circle one)

cover: (locked) not locked
number: (legible) not legible
outer casing: (good) fair poor
inner casing: (good) fair poor
well photographed: yes (no)

Equipment Cleaning Procedures

(potable water and phosphate-free soap)
(potable water rinse)
- water rinse: (distilled) deionized
- solvent rinse: acetone hexane
(air dry)

Casing Diameter: (circle one) (2") 4" 6" Other ____

Casing Volume Calculation: $(\pi r^2 h)(7.48\ gal/ft^3)$
Casing Volume (gallons/ft) for 2" = 0.163; 4" = 0.653; 6" = 1.47
Casing Volume (liters/ft) for 2" = 0.618; 4" = 2.47; 6" = 5.56

Depth to Water (feet)	19.04	Measuring Point Elevation (feet)	
Depth of Well (feet)	24.82	Groundwater Surface Elevation	
Water Column (feet)	5.78	LNAPL present	thickness:
Casing Volume (gallons/liters)	0.94	DNAPL present	thickness:
Calculated Purge Volume (gallons/liters)	2.82	Remarks:	
Actual Purge Volume (gallons/liters)	1.5		
Pump Intake Depth (feet)	~21	Ferrous Iron (mg/L)	

Well Evacuation

Water level recovery is: very slow slow moderate (fast) Bailed dry: yes (no)

TIME 2400 hrs	CUMULATIVE VOLUME (gal)	TEMPERATURE (°C)	pH	DISSOLVED OXYGEN (mg/L)	ORP (mV)	CONDUCTIVITY (µs/cm)	TURBIDITY (NTU)	Depth to Water (Feet)	ODOR/COLOR/ REMARKS
1525	0								PURGE START
1530	0.25	17.62	6.94	3.18	202.7	253	3.32	19.24	clear
1535	0.60	17.56	6.99	2.93	191.4	252	5.26	19.30	"
1540	0.75	17.60	6.99	2.59	184.7	249	1.60	19.33	"
1545	0.80	17.96	6.96	2.53	180.6	248	1.92	19.35	"
1550	1.0	18.04	6.96	2.53	178.4	248	1.24	19.35	"
1555	1.2	18.22	6.97	2.54	175.3	248	0.77	19.35	"
1600		sample							

Measurement and Sampling Equipment

Type	Manufacturer	Model #	Calibration Date
Multi-Parameter	YSI	556 MPS	6/21/16
Turbidimeter	LaMotte	2020 We	6/21/16
Peristaltic Pump	GeoTech	GeoPump	

SAMPLE NUMBER	ANALYTICAL METHOD	BOTTLE TYPE	PRESERVATIVE	QA REMARKS
AMW-18	VOCs	2 voa 40-mL	HCl	
AMW-18	1,4-Dioxane	2 voa 40-mL	HCl	

EARTHCON®

Groundwater Sampling Record

WELL No. AMW-19	PROJECT # 02 20140392.16	LOCATION 310 Brockhollow Industrial Blvd. Dalton, Whitfield County, GA	06/22/16
SAMPLE No. AMW-19	PROJECT NAME AMC Dalton	FIELD PERSONNEL COMPANY C Nolin	/EarthCon
SAMPLE TIME 0930	SITE Dalton, GA	FIELD CONDITIONS/WEATHER Pcldy, 66% Humidity, 78°F, W 6mph west Barp 30.05"	

Well Condition Inspection (circle one)

cover: locked / not locked
number: legible / not legible remarked
outer casing: good / fair / poor
inner casing: good / fair / poor
well photographed: yes / no

Equipment Cleaning Procedures

- potable water and phosphate-free soap
- potable water rinse
- water rinse: distilled / deionized
- solvent rinse: acetone / hexane
- air dry

Casing Diameter (circle one): 2" / 4" / 6" / Other ____

Casing Volume Calculation: $(\pi r^2 h)(7.48\ gal/ft^3)$
Casing Volume (gallons/ft) for: 2" = 0.163; 4" = 0.653; 6" = 1.47
Casing Volume (liters/ft) for: 2" = 0.618; 4" = 2.47; 6" = 5.56

Depth to Water (feet): 18.47
Depth of Well (feet): 31.18
Water Column (feet): 12.71
Casing Volume (gallons/liters): 0.163
Calculated Purge Volume (gallons/liters): 2-7@1V, 6.2@3V
Actual Purge Volume (gallons/liters): 2.0g
Pump Intake Depth (feet): 24.0'

Measuring Point Elevation (feet):
Groundwater Surface Elevation:
LNAPL present: thickness
DNAPL present: thickness
Remarks:
Ferrous Iron (mg/L):

Well Evacuation

Water level recovery is: very slow / slow / moderate / fast
Bailed dry: NA / yes / no

TIME 2400 hrs	CUMULATIVE VOLUME (gal)	TEMPERATURE (°C)	pH	DISSOLVED OXYGEN (mg/L)	ORP (mV)	CONDUCTIVITY (µs/cm)	TURBIDITY (NTU)	Depth to Water (Feet)	ODOR/COLOR/REMARKS
0837	0								PURGE START
0842	250mL	16.20	5.63	9.62	150.8	23	4.85	18.49	Clear
0852	0.5g	16.34	4.33	7.00	216.3	19	5.15	18.81	"
0902	1.00g	16.24	4.75	6.55	201.3	19	3.03	18.86	"
0912	1.50g	16.22	4.95	6.48	195.4	18	3.11	18.83	"
0922	2.0g	16.22	5.08	6.53	193.0	18	3.00	18.82	"

Measurement and Sampling Equipment

Type	Manufacturer	Model #	Calibration Date
Multi Meter	YSI	YSI556 SN 11J102403	06/22/16
Turbidity Meter	La Motte	2020WE SN 1729-5011	06/22/16
GeoTech Peristaltic	GeoTech	GeoP102 SN K11005529	NA
Water level	Heron	Dipper-T SN 28843	NA

SAMPLE NUMBER	ANALYTICAL METHOD	BOTTLE TYPE	PRESERVATIVE	QA REMARKS
AMW-19	VOCs	2 voa 40-mL	HCl	
"	1,4-Dioxane	2 voa 40-mL	HCl	

EARTHCON®

Groundwater Sampling Record

WELL No: AMW-20	PROJECT #: 02.20140392.16	LOCATION: 310 Brockhollow Industrial Blvd. Dalton, Whitfield County, GA	06/23/16
SAMPLE No: AMW-20	PROJECT NAME: AMC Dalton	FIELD PERSONNEL/COMPANY: BWolfe /EarthCon	
SAMPLE TIME: 0925	SITE: Dalton, GA	FIELD CONDITIONS/WEATHER: Partly, 75°F, Wind 4 mph SW, Humidity 70% Bar P 30.09"	

Well Condition Inspection (circle one)

cover:	locked	not locked	
number:	legible	not legible	
outer casing	good	fair	poor
inner casing	good	fair	poor
well photographed:	yes	no	

Equipment Cleaning Procedures

- potable water and phosphate-free soap
- potable water rinse
- water rinse: distilled / deionized
- solvent rinse: acetone / hexane
- air dry

Casing Diameter: (circle one) 2" 4" 6" Other:

Casing Volume Calculation ($\pi r^2 h$)(7.48 gal/ft^3)
Casing Volume (gallons/ft) for 2" = 0.163; 4" = 0.653, 6" = 1.47
Casing Volume (liters/lt) for 2" = 0.618, 4" = 2.47; 6" = 5.56

Depth to Water (feet)	30.60
Depth of Well (feet)	41.29
Water Column (feet)	10.69
Casing Volume (gallons/liters)	3.163
Calculated Purge Volume (gallons/liters)	1.7 gal / 5.2 liters
Actual Purge Volume (gallons/liters)	0.75 gal
Pump Intake Depth (feet)	36.0'

Measuring Point Elevation (feet):
Groundwater Surface Elevation:
LNAPL present: thickness:
DNAPL present: thickness:
Remarks: N/A
Ferrous Iron (mg/L):

Well Evacuation

Water level recovery is: very slow slow moderate fast

Bailed dry: N/A yes no

TIME 2400 hrs	CUMULATIVE VOLUME (gal)	TEMPERATURE (°C)	pH	DISSOLVED OXYGEN (mg/L)	ORP (mV)	CONDUCTIVITY (µs/cm)	TURBIDITY (NTU)	Depth to Water (Feet)	ODOR/COLOR/ REMARKS
0850									
0855	250mL	16.93	5.62	7.11	96.4	53	16.56	30.64	PURGE START
0905	0.25 g	16.07	4.99	5.95	147.6	42	13.52	30.70	Clear
0915	0.50 g	16.18	5.33	5.70	149.3	41	10.68	30.67	"
0925	0.75 g	16.19	5.37	5.62	157.2	41	9.88	30.66	"

Measurement and Sampling Equipment

Type	Manufacturer	Model #	Calibration Date
Bladder Pump	QED	Sample Pro	SN 12458	N/A
Multi-Meter	YSI	YSI 556	SN 11510240	06/23/16
Turbidity	La Motte	2020we	SN 1729-5011	06/23/16
Water level Meter	Heron	Dipper-T	SN 28843	N/A

SAMPLE NUMBER	ANALYTICAL METHOD	BOTTLE TYPE	PRESERVATIVE	QA REMARKS
AMW-20	VOCs	2 voa 40-mL	HCl	
	1,4-Dioxane	2 voa 40-mL	HCl	

EARTHCON®

Groundwater Sampling Record

WELL No. AMW-21	PROJECT # 02 20140392.16	LOCATION 310 Brockhollow Industrial Blvd Dalton, Whitfield County, GA	06/24/16
SAMPLE No. AMW-21	PROJECT NAME AMC Dalton	FIELD PERSONNEL/COMPANY CNolen /EarthCon	
SAMPLE TIME 0910	SITE Dalton, GA	FIELD CONDITIONS/WEATHER Cldy. 70°, Humidity 93% Wind 0, Bar P 30.11"	

Well Condition Inspection (circle one)

cover:	(locked)	not locked
number:	(legible)	not legible
outer casing:	(good)	fair poor
inner casing:	(good)	fair poor
well photographed:	yes	(no)

Equipment Cleaning Procedures

- potable water and phosphate-free soap
- potable water rinse
- water rinse: (distilled) deionized
- solvent rinse: acetone hexane
- air dry

Casing Diameter: (circle one) (2") 4" 6" Other:____

Casing Volume Calculation: $(\pi r^2 h)(7.48\ gal/ft^3)$
Casing Volume (gallons/ft) for: 2" = 0.163, 4" = 0.653, 6" = 1.47
Casing Volume (liters/ft) for: 2" = 0.618, 4" = 2.47, 6" = 5.56

Depth to Water (feet)	32.54	Measuring Point Elevation (feet)	
Depth of Well (feet)	45.93	Groundwater Surface Elevation	
Water Column (feet)	13.39	LNAPL present	thickness
Casing Volume (gallons/liters)	0.163	DNAPL present	thickness
Calculated Purge Volume (gallons/liters)	2.2 gal / 6.5 liter	Remarks: Dup 1 site	
Actual Purge Volume (gallons/liters)	0.75 gal		
Pump Intake Depth (feet)	40.0'	Ferrous Iron (mg/L)	

Well Evacuation

Water level recovery is: very slow slow moderate fast Bailed dry: yes no

TIME 2400 hrs	CUMULATIVE VOLUME (gal)	TEMPERATURE (°C)	pH	DISSOLVED OXYGEN (mg/L)	ORP (mV)	CONDUCTIVITY (µs/cm)	TURBIDITY (NTU)	Depth to Water (Feet)	ODOR/COLOR/ REMARKS
0800	0								
0805	250mL	17.71	6.54	7.90	51.5	263	2.13	32.56	PURGE START
0815	0.25g	16.83	6.13	5.69	57.4	248	1.65	32.54	clear
0840							(Decay	1 air	Bottle)
0850	950 0.50g	16.51	6.24	5.98	74.7	246	1.75	32.58	clear
0900	0.75g	16.27	6.21	5.73	91.9	242	1.42	32.58	"

I 06/24/16

Measurement and Sampling Equipment

Type	Manufacturer	Model #	Calibration Date
Bladder Pump	QED	Sample Pro	SN 12458	NA
Multi Meter	YSI	YSI 556	SN 11510240	06/24/16
Turbidity Meter	La Motte	2020we	SN 17249-5011	06/24/16
Water level Meter	Heron	dipper-T	SN 29843	NA

SAMPLE NUMBER	ANALYTICAL METHOD	BOTTLE TYPE	PRESERVATIVE	QA REMARKS
AMW-21	VOCs	2 voa 40-mL	HCl	
"	1,4-Dioxane	2 voa 40-mL	HCl	
	VOCs	2 Voa 40mL	HCL	Dup 1 site (Blind Dup)

EARTHCON®

Groundwater Sampling Record

WELL No. DMW-3	PROJECT # 02 20140392.16	LOCATION 310 Brockhollow Industrial Blvd. Dalton, Whitfield County, GA	06/23/16
SAMPLE No. DMW-3	PROJECT NAME AMC Dalton	FIELD PERSONNEL COMPANY BNotis	/EarthCon
SAMPLE TIME 1405	SITE Dalton, GA	FIELD CONDITIONS/WEATHER PCldy, 94°F, Humidity 30%, Wind 8mph WNW Bar P 30.07"	

Well Condition Inspection (circle one)

cover	locked	(not locked)	Bolted
number	(legible)	not legible	remarked in Ink
outer casing	(good)	fair	poor
inner casing	good	fair	(poor)
well photographed	yes	(no)	Cap Broken at top

Equipment Cleaning Procedures

- potable water and phosphate-free soap
- potable water rinse
- water rinse: (distilled) deionized
- solvent rinse: acetone hexane

Casing Diameter (circle one): (2") 4" 6" Other ____ — over drilled

Casing Volume Calculation: $(\pi r^2 h)(7.48\ gal/ft^3)$

Casing Volume (gallons/ft) for: 2" = 0.163; 4" = 0.653; 6" = 1.47

Casing Volume (liters/ft) for: 2" = 0.618; 4" = 2.47; 6" = 5.56

Depth to Water (feet)	35.08	Measuring Point Elevation (feet)	
Depth of Well (feet)	45.87	Groundwater Surface Elevation	
Water Column (feet)	10.79	LNAPL present	thickness
Casing Volume (gallons/liters)	0.163	DNAPL present	thickness
Calculated Purge Volume (gallons/liters)	2.0 gal / 6.0 L	Remarks	
Actual Purge Volume (gallons/liters)	1.0		
Pump Intake Depth (feet)	41.0'	Ferrous Iron (mg/L)	

Well Evacuation

Water level recovery is: very slow slow moderate fast — Bailed dry: NA yes no

TIME 2400 hrs	CUMULATIVE VOLUME (gal)	TEMPERATURE (°C)	pH	DISSOLVED OXYGEN (mg/L)	ORP (mV)	CONDUCTIVITY (µs/cm)	TURBIDITY (NTU)	Depth to Water (Feet)	ODOR/COLOR/ REMARKS
1315	0								PURGE START
1320	0.25 gal	21.94	7.18	5.98	76.1	496	10.83	35.28	Clear
1325	0.25 gal	19.95	7.15	3.90	75.8	480	8.39	35.39	adj Flow
1335	0.48 gal	20.34	7.10	4.10	81.2	494	3.51	35.39	
1345	0.65 gal	20.30	7.07	4.17	85.0	496	3.33	35.39	
1355	1.0 gal	20.03	7.05	4.33	88.2	498	2.65	35.39	

Measurement and Sampling Equipment

Type	Manufacturer	Model #	Calibration Date
Bladder Pump	QED	QED Sample Pro SN 12458	NA
Multi Meter	YSI	YSI 556 SN 11J102403	06/23/16
Turbidity	LaMotte	2020we SN 1729-5011	06/23/16
Water level	Heron	dipper-T SN 28843	NA

SAMPLE NUMBER	ANALYTICAL METHOD	BOTTLE TYPE	PRESERVATIVE	QA REMARKS
DMW-3	VOCs	2 voa 40-mL	HCl	
"	1,4-Dioxane	2 voa 40-mL	HCl	

EARTHCON®

Groundwater Sampling Record

WELL No. DMW-5	PROJECT # 02 20140392.16	LOCATION 310 Brookhollow Industrial Blvd. Dalton, Whitfield County, GA	06/23/16
SAMPLE No. DMW-5	PROJECT NAME AMC Dalton	FIELD PERSONNEL COMPANY C Nolin	/EarthCon
SAMPLE TIME: 1115	SITE Dalton, GA	FIELD CONDITIONS/WEATHER Sunny, 85°F, Humidy 50% Winds Gaple Bar P 30.11"	

Well Condition Inspection (circle one)

cover: locked not locked Bolted
number: legible not legible remarked
outer casing: good fair poor
inner casing: good fair poor
well photographed: yes no

Equipment Cleaning Procedures

- potable water and phosphate-free soap
- potable water rinse
- water rinse distilled deionized
- solvent rinse acetone hexane
- air dry

Casing Diameter: (circle one) 2" 4" 6" Other ____

Casing Volume Calculation $(\pi r^2 h)(7.48\ gal/ft^3)$
Casing Volume (gallons/ft) for: 2" = 0.163; 4" = 0.653; 6" = 1.47
Casing Volume (liters/ft) for: 2" = 0.618; 4" = 2.47; 6" = 5.56

Depth to Water (feet)	36.52	Measuring Point Elevation (feet)	/
Depth of Well (feet)	70.30	Groundwater Surface Elevation	/
Water Column (feet)	33.78	LNAPL present	thickness
Casing Volume (gallons/liters)	0.163	DNAPL present	thickness
Calculated Purge Volume (gallons/liters)	5.5 elV / 17.0 eN	Remarks	
Actual Purge Volume (gallons/liters)	0.85 g		
Pump Intake Depth (feet)	46.0'	Ferrous Iron (mg/L)	/

Well Evacuation

Water level recovery is: very slow slow moderate fast Bailed dry: yes no

TIME 2400 hrs	CUMULATIVE VOLUME (gal)	TEMPERATURE (°C)	pH	DISSOLVED OXYGEN (mg/L)	ORP (mV)	CONDUCTIVITY (µs/cm)	TURBIDITY (NTU)	Depth to Water (Feet)	ODOR/COLOR/ REMARKS
1020	0								PURGE START
1025	250 ml	27.15	7.07	6.91	145.1	507	9.41	36.45	Clear
1035	0.25 g	20.00	7.12	1.34	146.1	500	9.43	37.53	adj Flowrate
1045	0.50 g	20.66	7.12	1.21	145.3	510	5.01	37.73	adj Flow
1055	0.65 g	25.50	7.13	1.18	140.7	556	3.76	37.65	Sun on Tubing
1100	0.75 g	25.70	7.13	1.35	137.9	572	3.73	37.70	increasing
1105	0.85 g	26.04	7.13	1.37	137.4	576	3.71	37.71	Temp

Measurement and Sampling Equipment

Type	Manufacturer	Model #	Calibration Date
Bladder Pump	QED	QED Sample Pro SN 12458	NA
Multi Meter	YSI	YSI 556 SN 11J102403	06/23/16
Turbidity	La Motte	2020 we SN 1729-5011	06/23/16
Water Level Meter	Heron	dipper-T SN 28843	NA

SAMPLE NUMBER	ANALYTICAL METHOD	BOTTLE TYPE	PRESERVATIVE	QA REMARKS
DMW-5	VOCs	2 voa 40-mL	HCl	
"	1,4-Dioxane	2 voa 40-mL	HCl	

EARTHCON

Groundwater Sampling Record

WELL No. VMW-12	PROJECT # 02.20140392.16	LOCATION 310 Brookhollow Industrial Blvd. Dalton, Whitfield County, GA	DATE 06/22/16
SAMPLE No. DMW-12	PROJECT NAME AMC Dalton	FIELD PERSONNEL/COMPANY CNolin	/EarthCon
SAMPLE TIME: 1100	SITE Dalton, GA	FIELD CONDITIONS/WEATHER Cldy, 81°F, Wind 9mph WNW Baro P 30.09" Humidity 52%	

Well Condition Inspection (circle one)

cover: locked / not locked
number: legible / not legible / marked
outer casing: good / fair / poor
inner casing: good / fair / poor
well photographed: yes / no

Equipment Cleaning Procedures

- potable water and phosphate-free soap
- potable water rinse
- water rinse: distilled / deionized
- solvent rinse: acetone / hexane
- air dry

Casing Diameter: (circle one) 2" / 4" / 6" / Other ____

Casing Volume Calculation: $(\pi r^2 h)(7.48\ gal/ft^3)$
Casing Volume (gallons/ft) for: 2" = 0.163, 4" = 0.653, 6" = 1.47
Casing Volume (liters/ft) for: 2" = 0.618; 4" = 2.47; 6" = 5.56

Depth to Water (feet)	29.60	Measuring Point Elevation (feet)	
Depth of Well (feet)	53.80	Groundwater Surface Elevation	
Water Column (feet)	24.20	LNAPL present	thickness
Casing Volume (gallons/liters)	0.167	DNAPL present	thickness
Calculated Purge Volume (gallons/liters)	4 cv / 5 cv	Remarks	
Actual Purge Volume (gallons/liters)	0.75		
Pump Intake Depth (feet)	40.0'	Ferrous Iron (mg/L)	

Well Evacuation

Water level recovery is: very slow / slow / moderate / fast

Bailed dry: NA yes / no

TIME 2400 hrs	CUMULATIVE VOLUME (gal)	TEMPERATURE (°C)	pH	DISSOLVED OXYGEN (mg/L)	ORP (mV)	CONDUCTIVITY (µs/cm)	TURBIDITY (NTU)	Depth to Water (Feet)	ODOR/COLOR/ REMARKS
1020	0								PURGE START
1030	250 mL	18.70	7.20	7.43	164.7	309	14.78	29.66	Clear
1040	0.25 g	19.29	7.36	5.21	161.6	319	14.92	29.75	"
1050	0.50 g	19.83	7.38	6.40	153.6	327	10.09	29.65	"
1100	0.75 g	19.95	7.39	5.99	153.1	327	9.16	29.66	"

Measurement and Sampling Equipment

Type	Manufacturer	Model #	Calibration Date
Multi Meter	YSI	YSI 556 SN 11J102403	06/22/16
Turbidity Meter	La Motte	2020 we SN 7729-5011	06/22/16
GeoTech Peristaltic w/ CK Valve	GeoTech	GeoP102 SNK1100529	NA

SAMPLE NUMBER	ANALYTICAL METHOD	BOTTLE TYPE	PRESERVATIVE	QA REMARKS
VMW-12	VOCs	2 voa 40-mL	HCl	
	1,4-Dioxane	2 voa 40-mL	HCl	
Water level	Heron	dipper-T	SN 388 43	NA

EARTHCON

Groundwater Sampling Record

WELL No. DMW-13	PROJECT # 02.20140392.16	LOCATION 310 Brookhollow Industrial Blvd. Dalton, Whitfield County, GA	DATE 6/24/16
SAMPLE No. DMW-13	PROJECT NAME AMC Dalton	FIELD PERSONNEL/COMPANY Michael Guy	/EarthCon
SAMPLE TIME: 1015	SITE Dalton, GA	FIELD CONDITIONS/WEATHER Overcast, 78°-75°	

Well Condition Inspection (circle one)

cover:	(locked)	not locked
number:	(legible)	not legible
outer casing:	(good)	fair poor
inner casing:	(good)	fair poor
well photographed:	yes	(no)

Equipment Cleaning Procedures

- potable water and phosphate-free soap
- potable water rinse
- water rinse: (distilled) deionized
- solvent rinse: acetone hexane
- air dry

Casing Diameter: (circle one) (2") 4" 6" Other:____

Casing Volume Calculation: $(\pi r^2 h)(7.48\ gal/ft^3)$
Casing Volume (gallons/ft) for: 2" = 0.163; 4" = 0.653; 6" = 1.47
Casing Volume (liters/ft) for: 2" = 0.618; 4" = 2.47; 6" = 5.56

Depth to Water (feet):	38.57	Measuring Point Elevation (feet):	
Depth of Well (feet):	50.44	Groundwater Surface Elevation:	
Water Column (feet):	11.87	LNAPL present:	thickness:
Casing Volume (gallons/liters):	1.94	DNAPL present:	thickness:
Calculated Purge Volume (gallons/liters):	5.80	Remarks:	150 mL/min
Actual Purge Volume (gallons/liters):	15000 mL		
Pump Intake Depth (feet):	45	Ferrous Iron (mg/L):	

Well Evacuation
Water level recovery is: very slow slow moderate (fast) Bailed dry: yes (no)

TIME 2400 hrs	CUMULATIVE VOLUME (gal/mL)	TEMPERATURE (°C)	pH	DISSOLVED OXYGEN (mg/L)	ORP (mV)	CONDUCTIVITY (µs/cm)	TURBIDITY (NTU)	Depth to Water (Feet)	ODOR/COLOR/ REMARKS
0820	0								PURGE START
0830	1500	17.48	6.36	8.92	271.1	183	81.2	38.75	cloudy
0840	3000	17.41	6.35	9.00	224.8	164	108.3	38.73	"
0850	4500	17.38	6.41	8.72	220.5	164	85.6	38.77	"
0900	6000	17.53	6.44	8.76	218.1	162	53.7	38.77	"
0910	7500	18.03	6.47	8.79	211.4	162	36.5	38.77	S. cloudy
0920	9000	17.82	6.46	8.88	210.8	162	26.1	38.76	"
0930	10500	17.83	6.45	8.72	210.3	162	17.3	38.77	clear
0940	12000	17.79	6.44	8.68	211.6	161	14.6	38.75	"
0950	13500	18.05	6.46	8.63	209.0	161	12.2	38.77	"
1000	15000	18.33	6.46	8.39	207.3	164	9.3	38.76	"

Measurement and Sampling Equipment Water Level Meter Solinst 101 SN 41007

Type	Manufacturer	Model #		Calibration Date
Multimeter	YSI	556	SN 13B100010	6/24/16
Turbidimeter	LaMotte	2020 we	SN 1511-411	6/24/16
Bladder Pump	QED			N/A
Pump Controller	QED	MP-50	SN MP50-1355	N/A

SAMPLE NUMBER	ANALYTICAL METHOD	BOTTLE TYPE	PRESERVATIVE	QA REMARKS
DMW-13	VOCs	2 voa 40-mL	HCl	
"	1,4-Dioxane	2 voa 40-mL	HCl	

EARTHCON®

Groundwater Sampling Record

WELL No. DMW-14D	PROJECT # 02 20140392.16	LOCATION 310 Brockhollow Industrial Blvd. Dalton, Whitfield County, GA	06/21/16
SAMPLE No. DMW-14D	PROJECT NAME AMC Dalton	FIELD PERSONNEL/COMPANY Nolin, M Guy	/EarthCon
SAMPLE TIME 11:25	SITE Dalton, GA	FIELD CONDITIONS/WEATHER Cldy, 76°, humid 74%	

Well Condition Inspection (circle one)

cover: locked not locked
number: legible not legible
outer casing: good fair poor
inner casing: good fair poor
well photographed: yes no

Equipment Cleaning Procedures

- potable water and phosphate-free soap
- potable water rinse
- water rinse: distilled deionized
- solvent rinse: acetone hexane
- air dry

Casing Diameter: (circle one) 2" 4" 6" Other ____

Casing Volume Calculation $(\pi r^2 h)(7.48\ gal/ft^3)$
Casing Volume (gallons/ft) for 2" = 0.163 4" = 0.653 6" = 1.47
Casing Volume (liters/ft) for 2" = 0.618 4" = 2.47 6" = 5.56

Depth to Water (feet) 19.96
Depth of Well (feet) 59.35
Water Column (feet) 44.39
Casing Volume (gallons/liters) 0.163
Calculated Purge Volume (gallons/liters) 7.51V, 22.03V
Actual Purge Volume (gallons/liters) mL 2000mL (0.5g)
Pump Intake Depth (feet) 56.5

Measuring Point Elevation (feet)
Groundwater Surface Elevation
LNAPL present thickness
DNAPL present thickness
Remarks
Ferrous Iron (mg/L)

Well Evacuation

Water level recovery is very slow slow moderate fast

Bailed dry NA yes no

TIME 2400 hrs	CUMULATIVE VOLUME (gal) mL	TEMPERATURE (°C)	pH	DISSOLVED OXYGEN (mg/L)	ORP (mV)	CONDUCTIVITY (µs/cm)	TURBIDITY (NTU)	Depth to Water (Feet)	ODOR/COLOR REMARKS
1027	0								PURGE START
1031	250mL	17.33	8.92	6.32	104.8	445	8.11	16.08	Clear
1041	500mL (0.13g)	17.44	8.95	6.08	98.0	446	6.85	17.60	Clear
1051	1000mL (0.26g)	18.61	8.94	5.95	93.6	459	6.89	18.21	"
1101	1500mL (0.39g)	18.45	8.96	5.66	92.9	456	5.33	18.54	"
1111	2000mL (0.5g)	18.69	8.97	5.33	92.3	459	5.64	18.82	"

Measurement and Sampling Equipment

Type	Manufacturer	Model #	Calibration Date
Multi Meter	YSI	YSI 556 SN 11J102403	06/21/16
Turbidity	La Motte	220we SN 1729-5011	06/21/16
Geo Pump	Geo Tech	GeoP102 SN K11005529	06/21/16 NA
Water level	Heron	dipper-T SN 28843	NA

SAMPLE NUMBER	ANALYTICAL METHOD	BOTTLE TYPE	PRESERVATIVE	QA REMARKS
DMW-14D	VOCs	2 voa 40-mL	HCl	
"	1,4-Dioxane	2 voa 40-mL	HCl	

EARTHCON®

Groundwater Sampling Record

WELL No DMW-15	PROJECT # 02 20140392 16	LOCATION 310 Brockhollow Industrial Blvd Dalton Whitfield County GA	06/21/16
SAMPLE No DMW-15	PROJECT NAME AMC Dalton	FIELD PERSONNEL COMPANY CNolan, M Guy	/EarthCon
SAMPLE TIME 10:00	SITE Dalton, GA	FIELD CONDITIONS/WEATHER PCl cy, 69°, 72% humidity, 0 winds	

Well Condition Inspection (circle one)

cover: locked not locked
number: legible not legible
outer casing good fair poor
inner casing: good fair poor
well photographed yes no

Equipment Cleaning Procedures

- potable water and phosphate-free soap ✓
- potable water rinse
- water rinse distilled deionized
- solvent rinse acetone hexane
- air dry

Casing Diameter (circle one): 2" 4" 6" Other

Casing Volume Calculation $(\pi r^2 h)(7.48\ gal/ft^3)$
Casing Volume (gallons/ft) for 2" = 0.163 4" = 0.653 6" = 1.47
Casing Volume (liters/ft) for 2" = 0.618, 4" = 2.47, 6" = 5.56

Depth to Water (feet) 19.24
Depth of Well (feet) 31.32
Water Column (feet) 12.08
Casing Volume (gallons/liters) 0.163
Calculated Purge Volume (gallons/liters) 2.01V / 6.03V
Actual Purge Volume (gallons/liters) mL 6,750 mL (1.80g)
Pump Intake Depth (feet) 29.0'

Measuring Point Elevation (feet)
Groundwater Surface Elevation
LNAPL present thickness
DNAPL present thickness
Remarks
Ferrous Iron (mg/L)

Well Evacuation
Water level recovery is very slow slow moderate fast
Bailed dry NA yes no

TIME 2400 hrs	CUMULATIVE VOLUME (gal) mL	TEMPERATURE (°C)	pH	DISSOLVED OXYGEN (mg/L)	ORP (mV)	CONDUCTIVITY (µs/cm)	TURBIDITY (NTU)	Depth to Water (Feet)	ODOR/COLOR/ REMARKS
0900	.0								PURGE START
0905	250 mL	16.31	6.39	3.25	53.7	137	2.40	19.39	Clear
0920	3750 mL	16.11	5.98	1.94	82.8	122	2.01	19.46	"
0935	5250 mL	16.27	6.11	2.08	83.7	123	1.74	19.47	" Pump shoved down
0950	6750 mL (1.80g)	16.37	6.14	1.44	87.9	116	1.12	19.48	"

Measurement and Sampling Equipment

Type	Manufacturer	Model #		Calibration Date
Multi Meter	YSI	YSI 556	SN 11J102403	06/21/16
Turbidity Meter	La Motte	2020we	SN 1729-5011	06/21/16
Peristaltic Pump	Geo Tech	GeoP 102	SN K11005529	NA
Water level	Heron	dipper-T	SN 28843	NA

SAMPLE NUMBER	ANALYTICAL METHOD	BOTTLE TYPE	PRESERVATIVE	QA REMARKS
DMW-15	VOCs	2 voa 40-mL	HCl	
"	1,4-Dioxane	2 voa 40-mL	HCl	

EARTHCON®

Groundwater Sampling Record

WELL No. ARW-1	PROJECT # 02.20140392.00	LOCATION 310 Brookhollow Industrial Blvd, Dalton, Whitfield County, GA	DATE 06/22/16
SAMPLE No. ARW-1	PROJECT NAME AMC Dalton	FIELD PERSONNEL/COMPANY C Nolin	/EarthCon
SAMPLE TIME: 1635	SITE Dalton, GA	FIELD CONDITIONS/WEATHER Cldy, T 97°F, Hum. 37%, Bar. P 30.03" Wind 9mph WNW	

Well Condition Inspection (circle one)

cover: locked (not locked)
number: legible (not legible) remarked
outer casing: good (fair) poor
inner casing: (good) fair poor
well photographed: yes (no)

Equipment Cleaning Procedures

- potable water and phosphate-free soap
- potable water rinse
- water rinse: (distilled) deionized
- solvent rinse: acetone hexane
- (air dry)

Casing Diameter: (circle one) 2" (4") 6" Other:___

Casing Volume Calculation: $(\pi r^2 h)(7.48\ gal/ft^3)$
Casing Volume (gallons/ft) for: 2" = 0.163; 4" = 0.653; 6" = 1.47
Casing Volume (liters/ft) for: 2" = 0.618, 4" = 2.47; 6" = 5.56

Depth to Water (feet):	27.57	Measuring Point Elevation (feet)	
Depth of Well (feet):	45.19	Groundwater Surface Elevation	
Water Column (feet)	17.62	LNAPL present	thickness:
Casing Volume (gallons/liters):	0.653	DNAPL present:	thickness:
Calculated Purge Volume (gallons/liters):	12 IV 13 Gal IV	Remarks:	
Actual Purge Volume (gallons/liters):	0.75 g		
Pump Intake Depth (feet):	38.0'	Ferrous Iron (mg/L):	

Well Evacuation

Water level recovery is: very slow slow (moderate) fast Bailed dry: N/A yes no

TIME 2400 hrs	CUMULATIVE VOLUME (gal)	TEMPERATURE (°C)	pH	DISSOLVED OXYGEN (mg/L)	ORP (mV)	CONDUCTIVITY (µs/cm)	TURBIDITY (NTU)	Depth to Water (Feet)	ODOR/COLOR/ REMARKS
1545	0								PURGE START
F 1550	250mL	18.95	7.33	6.76	115.0	360	2.06	27.61	Clear
1600	0.25g	18.48	7.17	7.78	130.3	353	1.95	27.66	"
1610	0.50g	18.59	7.16	7.09	132.4	354	1.14	27.69	"
1620	0.75g	18.86	7.16	6.99	133.6	358	0.99	27.69	"

Measurement and Sampling Equipment

Type	Manufacturer	Model #		Calibration Date
Peristaltic Pump	GeoTech	GeoP102	SN K1100552	N/A
Multi Meter	YSI	YSI 556	SN 11J102403	06/22/16
Turbidity Meter	La Motte	2020we	SN 1729-5011	06/22/16

SAMPLE NUMBER	ANALYTICAL METHOD	BOTTLE TYPE	PRESERVATIVE	QA REMARKS
ARW-1	VOCs	2 voa 40-mL	HCl	
"	1,4-Dioxane	2 voa 40-mL	HCl	
	RCRA Metals	1 250-mL HDPE	HNO_3	
Water level	Heron	Dipper-T	SN 28843	N/A

EARTHCON®

Groundwater Sampling Record

WELL No. ARW-3	PROJECT # 02.20140392.16	LOCATION 310 Brookhollow Industrial Blvd, Dalton, Whitfield County, GA	06/24/16
SAMPLE No. ARW-3	PROJECT NAME AMC Dalton	FIELD PERSONNEL/COMPANY N Daly /EarthCon	
SAMPLE TIME 1040	SITE Dalton, GA	FIELD CONDITIONS/WEATHER Clear	

Well Condition Inspection (circle one)

- cover: locked / not locked
- number: legible / not legible remarked
- outer casing: good / fair / poor
- inner casing: good / fair / poor
- well photographed: yes / no

Equipment Cleaning Procedures

- potable water and phosphate-free soap
- potable water rinse
- water rinse: distilled / deionized
- solvent rinse: acetone / hexane
- air dry

Casing Diameter (circle one): 2" / 4" / 6" / Other ____

Casing Volume Calculation: $(\pi r^2 h)(7.48\ gal/ft^3)$

Casing Volume (gallons/ft) for: 2" = 0.163; 4" = 0.653; 6" = 1.47

Casing Volume (liters/ft) for: 2" = 0.618; 4" = 2.47; 6" = 5.56

Depth to Water (feet)	28.23	Measuring Point Elevation (feet)	
Depth of Well (feet)	52.60	Groundwater Surface Elevation	
Water Column (feet)	24.37	LNAPL present	thickness
Casing Volume (gallons/liters)	0.653	DNAPL present	thickness
Calculated Purge Volume (gallons/liters)	16.0 gal / 48 gal	Remarks	
Actual Purge Volume (gallons/liters)	0.75		
Pump Intake Depth (feet)	43.0'	Ferrous Iron (mg/L)	

Well Evacuation

Water level recovery is: very slow / slow / moderate / fast

Bailed dry: yes / no

TIME 2400 hrs	CUMULATIVE VOLUME (gal)	TEMPERATURE (°C)	pH	DISSOLVED OXYGEN (mg/L)	ORP (mV)	CONDUCTIVITY (µs/cm)	TURBIDITY (NTU)	Depth to Water (Feet)	ODOR/COLOR/ REMARKS
0955	0								PURGE START
1000	250mL	18.20	6.53	8.62	113.5	184	2.76	28.25	Clear
1010	0.25g	16.62	6.37	5.87	120.3	260	1.37	28.25	"
1020	0.50g	16.55	6.37	5.80	124.4	260	1.24	28.25	"
1030	0.75g	16.60	6.36	5.82	126.3	260	1.04	28.25	"

Measurement and Sampling Equipment

Type	Manufacturer	Model #	Calibration Date
Bladder Pump	QED	Sample Pro	SN 12458	NA
Multi-Meter	YSI	YSI 556	SN 15102403	06/24/16
Turbidity Meter	La Motte	2020wa	SN 1729-5011	06/24/16
Water level meter	Heron	dipper-T	SN 28843	NA

SAMPLE NUMBER	ANALYTICAL METHOD	BOTTLE TYPE	PRESERVATIVE	QA REMARKS
ARW-3	VOCs	2 voa 40-mL	HCl	
"	1,4-Dioxane	2 voa 40-mL	HCl	

ARW-4

EARTHCON®

Groundwater Sampling Record

WELL No. ARW-4	PROJECT # 02 20140392.00	LOCATION 310 Brookhollow Industrial Blvd, Dalton, Whitfield County, GA	DATE 06/22/16
SAMPLE No. ARW-4	PROJECT NAME AMC Dalton	FIELD PERSONNEL/COMPANY BWO/ /EarthCon	
SAMPLE TIME: 1500	SITE Dalton, GA	FIELD CONDITIONS/WEATHER PCld x. 92°F, Humidity 45%, Wind W 9mph Barp 30.09°	

Well Condition Inspection (circle one)

cover: locked / not locked
number: legible / not legible Remarked
outer casing: good / fair / poor Vault
inner casing: good / fair / poor
well photographed: yes / no

Equipment Cleaning Procedures

- potable water and phosphate-free soap
- potable water rinse
- water rinse: distilled / deionized
- solvent rinse: acetone / hexane
- air dry

Casing Diameter: (circle one) 2" / 4" / 6" / Other: ____

Casing Volume Calculation: $(\pi r^2 h)(7.48\ gal/ft^3)$
Casing Volume (gallons/ft) for: 2" = 0.163; 4" = 0.653; 6" = 1.47
Casing Volume (liters/ft) for: 2" = 0.618; 4" = 2.47; 6" = 5.56

Depth to Water (feet): 30.79
Depth of Well (feet): 61.10
Water Column (feet): 30.31
Casing Volume (gallons/liters): 0.653
Calculated Purge Volume (gallons/liters): 20elv / 60elv
Actual Purge Volume (gallons/liters): 0.75g
Pump Intake Depth (feet): 41'

Measuring Point Elevation (feet):
Groundwater Surface Elevation:
LNAPL present: thickness
DNAPL present: thickness
Remarks:
Ferrous Iron (mg/L):

Well Evacuation

Water level recovery is: very slow / slow / moderate / fast

Bailed dry: NA yes no

TIME 2400 hrs	CUMULATIVE VOLUME (gal)	TEMPERATURE (°C)	pH	DISSOLVED OXYGEN (mg/L)	ORP (mV)	CONDUCTIVITY (µs/cm)	TURBIDITY (NTU)	Depth to Water (Feet)	ODOR/COLOR/ REMARKS
1353	1420								
	0								PURGE START
I 1425	250	17.12	6.53	2.29	145.7	509	17.52	30.85	Clear
1435	0.25g	16.78	6.56	0.67	152.8	599	4.62	30.88	"
1445	0.50g	16.64	6.56	0.46	155.4	60.8	2.08	30.91	"
1455	0.75g	16.72	6.56	0.49	155.5	61.8	1.59	30.90	"

Measurement and Sampling Equipment

Type	Manufacturer		Model #	Calibration Date
Bladder Pump	ED GW Pump Micro Purge	Sample Pro	SN 12458	NA
Multimeter	YSI	YSI 556	SN 11J102403	06/22/16
Turbidity	La Motte	2020we	SN 1729-5011	06/22/16

SAMPLE NUMBER	ANALYTICAL METHOD	BOTTLE TYPE	PRESERVATIVE	QA REMARKS
ARW-4	VOCs	2 voa 40-mL	HCl	
"	1,4-Dioxane	2 voa 40-mL	HCl	
"	RCRA Metals	1 250-mL HDPE	HNO_3	
Water level	Heron	dipper-T	SN 28843	NA

Reset w/ Bladder Pump

EARTHCON®

Groundwater Sampling Record

WELL No. OBG-W3	PROJECT # 02 20140392.16	LOCATION 310 Brookhollow Industrial Blvd. Dalton, Whitfield County, GA	DATE 6/23/16
SAMPLE No. OBG-W3	PROJECT NAME AMC Dalton	FIELD PERSONNEL/COMPANY Michael Guy	/EarthCon
SAMPLE TIME: 1235	SITE Dalton, GA	FIELD CONDITIONS/WEATHER Sunny, 85°-90°	

Well Condition Inspection (circle one)

cover: (locked) not locked
number: (legible) not legible
outer casing: (good) fair poor
inner casing: (good) fair poor
well photographed: yes (no)

Equipment Cleaning Procedures

- potable water and phosphate-free soap
- potable water rinse
- water rinse: (distilled) deionized
- solvent rinse: acetone hexane
- air dry

Casing Diameter: (circle one) (2") 4" 6" Other:____

Casing Volume Calculation: $(\pi r^2 h)(7.48\ gal/ft^3)$
Casing Volume (gallons/ft) for: 2" = 0.163; 4" = 0.653; 6" = 1.47
Casing Volume (liters/ft) for: 2" = 0.618; 4" = 2.47; 6" = 5.56

Depth to Water (feet):	36.68	Measuring Point Elevation (feet):	
Depth of Well (feet):	44.33	Groundwater Surface Elevation:	
Water Column (feet):	7.65	LNAPL present:	thickness:
Casing Volume (gallons/liters):	1.25	DNAPL present:	thickness:
Calculated Purge Volume (gallons/liters):	3.74	Remarks:	150 mL/min
Actual Purge Volume (gallons/liters):	9000 mL		
Pump Intake Depth (feet):	40	Ferrous Iron (mg/L):	

Well Evacuation

Water level recovery is: very slow slow moderate (fast) Bailed dry: yes (no)

TIME 2400 hrs	CUMULATIVE VOLUME (gal/mL)	TEMPERATURE (°C)	pH	DISSOLVED OXYGEN (mg/L)	ORP (mV)	CONDUCTIVITY (µs/cm)	TURBIDITY (NTU)	Depth to Water (Feet)	ODOR/COLOR/ REMARKS
1125	0								PURGE START
1135	1500	17.91	6.37	6.39	168.0	198	47.8	37.02	Cloudy
1145	3000	17.99	6.62	6.18	154.1	215	24.6	37.08	S. cloudy
1155	4500	17.76	6.60	6.24	153.0	209	15.8	37.08	clear
1205	6000	17.93	6.58	6.59	151.6	204	11.8	37.09	clear
1215	7500	18.01	6.61	7.08	146.1	204	7.80	37.09	clear
1225	9000	18.07	6.59	7.10	153.9	207	4.77	37.09	Clear

Measurement and Sampling Equipment: Water Level Meter Solinst 101 SN 416867

Type	Manufacturer	Model #		Calibration Date
Multimeter	YSI	556	SN 13B100610	6/23/16
Turbidimeter	LaMotte	2020we	SN 15114111	6/23/16
Bladder Pump	QED			N/A
Pump Controller	QED	MP-50	MP50-1355	N/A

SAMPLE NUMBER	ANALYTICAL METHOD	BOTTLE TYPE	PRESERVATIVE	QA REMARKS
OBG-W3	VOCs	2 voa 40-mL	HCl	
4	1,4-Dioxane	2 voa 40-mL	HCl	

EARTHCON®

Groundwater Sampling Record

WELL No. OBG-W4	PROJECT # 02 20140392 16	LOCATION 310 Brockhollow Industrial Blvd, Dalton, Whitfield County, GA	DATE 06/21/16
SAMPLE No. OBG-W4	PROJECT NAME AMC Dalton	FIELD PERSONNEL/COMPANY B. Volin, M Gee	EarthCon
SAMPLE TIME 1420	SITE Dalton, GA	FIELD CONDITIONS/WEATHER Sunny, 92°F, W WNW 9mph, 32% humidity, Bar P 30.11	

Well Condition Inspection (circle one)

cover:	locked	not locked	
number:	legible	not legible	
outer casing:	good	fair	poor
inner casing:	good	fair	poor
well photographed:	yes	no	

Equipment Cleaning Procedures

- potable water and phosphate-free soap
- potable water rinse
- water rinse: distilled / deionized
- solvent rinse: acetone / hexane
- air dry

Casing Diameter (circle one): 2" 4" 6" Other ____

Casing Volume Calculation $(\pi r^2 h)(7.48\ gal/ft^3)$
Casing Volume (gallons/ft) for: 2" = 0.163, 4" = 0.653, 6" = 1.47
Casing Volume (liters/ft) for: 2" = 0.618, 4" = 2.47, 6" = 5.56

Depth to Water (feet):	26.41
Depth of Well (feet):	41.79
Water Column (feet):	15.38
Casing Volume (gallons/liters):	0.163
Calculated Purge Volume (gallons/liters):	2.5 gal V 7.5 gal V
Actual Purge Volume (gallons/liters):	1750 mL (2 gal)
Pump Intake Depth (feet):	33.0
Measuring Point Elevation (feet):	
Groundwater Surface Elevation:	
LNAPL present:	thickness
DNAPL present:	thickness
Remarks:	
Ferrous Iron (mg/L):	

Well Evacuation

Water level recovery is: very slow / slow / moderate / fast

Bailed dry: NA yes / no

TIME 2400 hrs	CUMULATIVE VOLUME (gal/mL)	TEMPERATURE (°C)	pH	DISSOLVED OXYGEN (mg/L)	ORP (mV)	CONDUCTIVITY (µs/cm)	TURBIDITY (NTU)	Depth to Water (Feet)	ODOR/COLOR/ REMARKS
1338	0								PURGE START
1342	250 mL	21.60	6.20	4.94	113.2	146	2.03	26.45	Clear
1352	750 mL	22.21	6.15	4.31	123.1	140	1.90	26.45	"
1402	1250 mL	22.04	6.10	4.14	127.0	129	1.76	26.45	"
1412	1750 mL	22.19	6.08	4.21	128.4	130	1.25	26.45	"

Measurement and Sampling Equipment

Type	Manufacturer	Model #	Calibration Date
Multi Meter	YSI	YSI 556 SN 11J102403	06/21/16
Turbidity Meter	LaMotte	2020 we SN 1729-5011	06/21/16
Peristaltic Pump	Geotech	Geo P102 SN K1100552	06/22/16
Water level	Heron	Dipper-T SN 28843	NA

SAMPLE NUMBER	ANALYTICAL METHOD	BOTTLE TYPE	PRESERVATIVE	QA REMARKS
OBG-W4	VOCs	2 voa 40-mL	HCl	
"	1,4-Dioxane	2 voa 40-mL	HCl	

EARTHCON

Groundwater Sampling Record

WELL No. OBG-W5	PROJECT # 02 20140392.16	LOCATION 310 Brookhollow Industrial Blvd. Dalton, Whitfield County, GA	DATE 6/22/16
SAMPLE No. OBG-W5	PROJECT NAME AMC Dalton	FIELD PERSONNEL/COMPANY Kaitlyn Henry	/EarthCon
SAMPLE TIME: 11:30	SITE Dalton, GA	FIELD CONDITIONS/WEATHER Sunny 80°	

Well Condition Inspection (circle one)

cover: (locked) not locked
number: (legible) not legible
outer casing: (good) fair poor
inner casing: (good) fair poor
well photographed: yes (no)

Equipment Cleaning Procedures

- (potable water and phosphate-free soap)
- (potable water rinse)
- water rinse (distilled) deionized
- solvent rinse acetone hexane
- (air dry)

Casing Diameter (circle one)

(2") 4" 6" Other ____

Casing Volume Calculation: $(\pi r^2 h)(7.48\ gal/ft^3)$
Casing Volume (gallons/ft) for: 2" = 0.163; 4" = 0.653; 6" = 1.47
Casing Volume (liters/ft) for: 2" = 0.618; 4" = 2.47; 6" = 5.56

Depth to Water (feet)	4.84	Measuring Point Elevation (feet)	
Depth of Well (feet)	15.92	Groundwater Surface Elevation	
Water Column (feet)	11.08	LNAPL present	thickness
Casing Volume (gallons/liters)	1.81	DNAPL present	thickness
Calculated Purge Volume (gallons/liters)	5.42	Remarks	
Actual Purge Volume (gallons/liters)			
Pump Intake Depth (feet)	~11	Ferrous Iron (mg/L)	

Well Evacuation
Water level recovery is: very slow slow moderate (fast) Bailed dry: yes (no)

TIME 2400 hrs	CUMULATIVE VOLUME (gal)	TEMPERATURE (°C)	pH	DISSOLVED OXYGEN (mg/L)	ORP (mV)	CONDUCTIVITY (µs/cm)	TURBIDITY (NTU)	Depth to Water (Feet)	ODOR/COLOR/ REMARKS
10:48	0								PURGE START
10:55	0.70	17.35	6.32	5.38	240.3	204	0.23	4.93	clear
11:00	0.95	17.65	6.43	5.40	234.5	207	0.17	4.92	"
11:05	1.20	17.58	6.46	5.33	234.0	207	0.48	4.91	"
11:10	1.45	17.40	6.70	4.43	235.2	260	0.57	4.92	"
11:15	1.70	17.46	6.85	4.58	283.3	276	0.82	4.92	"
11:20	1.95	17.47	6.90	4.80	232.2	285	0.61	4.91	"
11:25	2.10	17.57	6.43	4.78	230.7	289	0.84	4.92	"
11:30		S a	m	p	l	e			

Measurement and Sampling Equipment

Type	Manufacturer	Model #	Calibration Date
Multi-Parameter	YSI	556- MPS	6/22/16
Turbidimeter	LaMotte	2020 we	6/22/16
Peristaltic Pump	GeoTech	GeoPump	

SAMPLE NUMBER	ANALYTICAL METHOD	BOTTLE TYPE	PRESERVATIVE	QA REMARKS
OBG-W5	VOCs	2 voa 40-mL	HCl	
OBG-W5	1,4-Dioxane	2 voa 40-mL	HCl	

EARTHCON®

Groundwater Sampling Record

WELL No. MW-23	PROJECT # 02.20140392.16	LOCATION 310 Brookhollow Industrial Blvd. Dalton, Whitfield County, GA	DATE 6/24/16
SAMPLE No. MW-23	PROJECT NAME AMC Dalton	FIELD PERSONNEL/COMPANY Keaton Henry /EarthCon	
SAMPLE TIME 9:25	SITE Dalton, GA	FIELD CONDITIONS/WEATHER Cloudy, 80	

Well Condition Inspection (circle one)

cover: (locked) not locked
number: (legible) not legible
outer casing: (good) fair poor
inner casing: (good) fair poor
well photographed: yes (no)

Equipment Cleaning Procedures

- potable water and phosphate-free soap
- potable water rinse
- water rinse: (distilled) deionized
- solvent rinse: acetone hexane
- air dry

Casing Diameter (circle one): (2") 4" 6" Other ____

Casing Volume Calculation $(\pi r^2 h)(7.48\ gal/ft^3)$
Casing Volume (gallons/ft) for 2" = 0.163, 4" = 0.653, 6" = 1.47
Casing Volume (liters/ft) for 2" = 0.618, 4" = 2.47, 6" = 5.56

Depth to Water (feet)	35.58	Measuring Point Elevation (feet)	
Depth of Well (feet)	60.08	Groundwater Surface Elevation	
Water Column (feet)	24.5	LNAPL present / thickness	
Casing Volume (gallons/liters)	3.99	DNAPL present / thickness	
Calculated Purge Volume (gallons/liters)	11.98	Remarks	
Actual Purge Volume (gallons/liters)	2.20		
Pump Intake Depth (feet)	~56	Ferrous Iron (mg/L)	

Well Evacuation

Water level recovery is: very slow slow moderate fast — Bailed dry: yes (no)

TIME 2400 hrs	CUMULATIVE VOLUME (gal)	TEMPERATURE (°C)	pH	DISSOLVED OXYGEN (mg/L)	ORP (mV)	CONDUCTIVITY (µs/cm)	TURBIDITY (NTU)	Depth to Water (Feet)	ODOR/COLOR/ REMARKS
8:26	0								PURGE START
8:30	0.40	17.46	7.42	1.67	35.7	321	25.6	35.45	sl cloudy
8:35	0.65	18.70	7.40	1.04	-3.9	330	26.3	35.75	"
8:40	0.90	17.24	7.44	1.00	-17.0	318	32.0	35.92	"
8:45	1.20	17.26	7.43	0.67	-26.9	316	34.2	36.00	"
8:50	1.30	17.56	7.45	0.68	-23.7	318	31.7	35.95	"
8:55	1.45	17.79	7.52	0.74	-16.3	320	30.5	35.93	"
9:05	1.75	17.88	7.51	0.63	-1.2	324	14.0	35.94	clear
9:10	1.95	17.86	7.50	0.63	8.1	323	12.25	35.88	"
9:15	2.15	18.01	7.49	0.64	9.3	322	9.31	35.89	"
9:25		Sample							

Measurement and Sampling Equipment

Type	Manufacturer	Model #	Calibration Date
Multi-Paramater	YSI	556 MPS	6/24/16
Turbidimeter	LaMotte	2020 We	6/24/16
Bladder Pump	QED	MP-50	—

SAMPLE NUMBER	ANALYTICAL METHOD	BOTTLE TYPE	PRESERVATIVE	QA REMARKS
MW-23	VOCs	2 voa 40-mL	HCl	
MW-23	1,4-Dioxane	2 voa 40-mL	HCl	

EARTHCON

Environmental Challenges
BUSINESS SOLUTIONS

Surface Water Sampling Field Data Form

STATION IDENTIFICATION: ASW-1 Upstream	PROJECT NAME: AMC Dalton	DATE: 6/27/16
FACILITY NUMBER:	LOCATION: Dalton, GA	TIME: 16:25
SAMPLING CONTACT/COMPANY:	SAMPLER'S PROJECT NUMBER: 02 20140392.16	

FIELD CONDITIONS/ WEATHER: Cloudy, 90's

FIELD TEAM (signature/company): Keaton Henry

FIELD MEASUREMENTS

Gauge Height: — Substrate Level on Gauge: — pH: 7.67

Dissolved Oxygen (ppm): 6.49 Water Temperature (°C): 25.26

SC @ Field Temperature (microhos/cm): 382 Estimated Streamflow (cfs): —

Turbidity: 11.6 NTU

WATER QUALITY SAMPLES

	SAMPLE No	DATE / TIME	STATION	CONTAINER TYPE	FILTERED	PRESERVATIVE	ANALYSIS
1	ASW-1 Upstream	6/27/15		2 40 mL Voa	No	HCl	VOCs
2		16:25					
3							
4							
5							
6							
7							
8							
9							
10							
11							
12							

SITE SKETCH

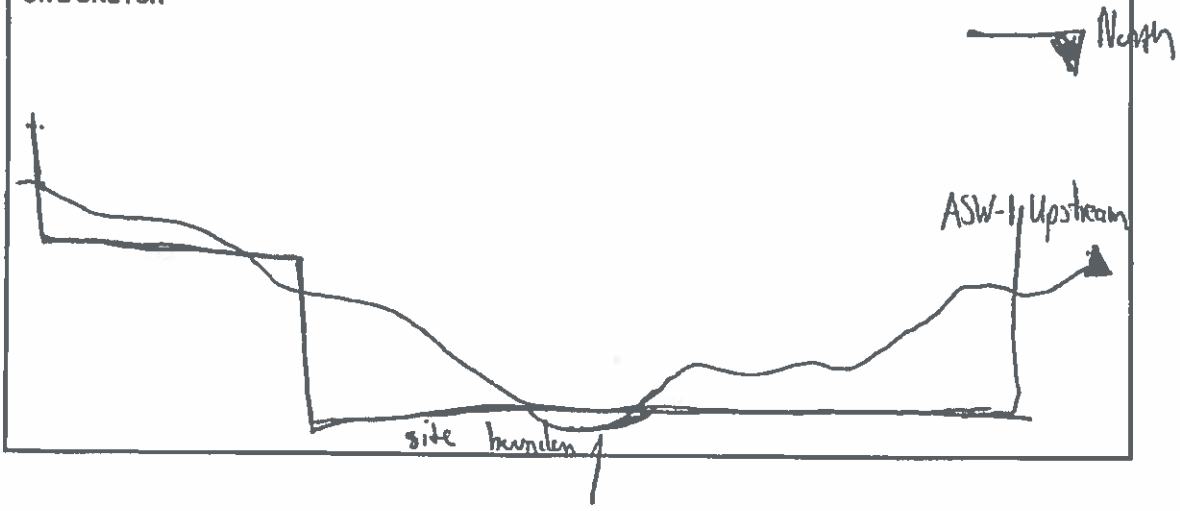

EARTHCON®

Environmental Challenges
BUSINESS SOLUTIONS®

Surface Water Sampling Field Data Form

STATION IDENTIFICATION: ASW-1	PROJECT NAME: AMI Dalton	DATE: 6/24/16
FACILITY NUMBER:	LOCATION: Dalton, GA	TIME: 17:00
SAMPLING CONTACT/COMPANY: Earth Con	SAMPLER'S PROJECT NUMBER: 02.20140392.16	

FIELD CONDITIONS/ WEATHER: Partly Cloudy, 90's

FIELD TEAM (signature/company): Keaton Henry

FIELD MEASUREMENTS

Gauge Height: ~~3.54~~ — Substrate Level on Gauge: — pH: 7.11

Dissolved Oxygen (ppm): 6.54 Water Temperature (°C): 23.32

SC @ Field Temperature (microhos/cm): 2.59 Estimated Streamflow (cfs): —

Turbidity: ~~11.7~~ 11.7

WATER QUALITY SAMPLES

	SAMPLE No	DATE / TIME	STATION	CONTAINER TYPE	FILTERED	PRESERVATIVE	ANALYSIS
1	ASW-1	6/24/16		2 40 mL Vials	No	HCl	VOCs
2		17:00					
3							
4							
5							
6							
7							
8							
9							
10							
11							
12							

SITE SKETCH

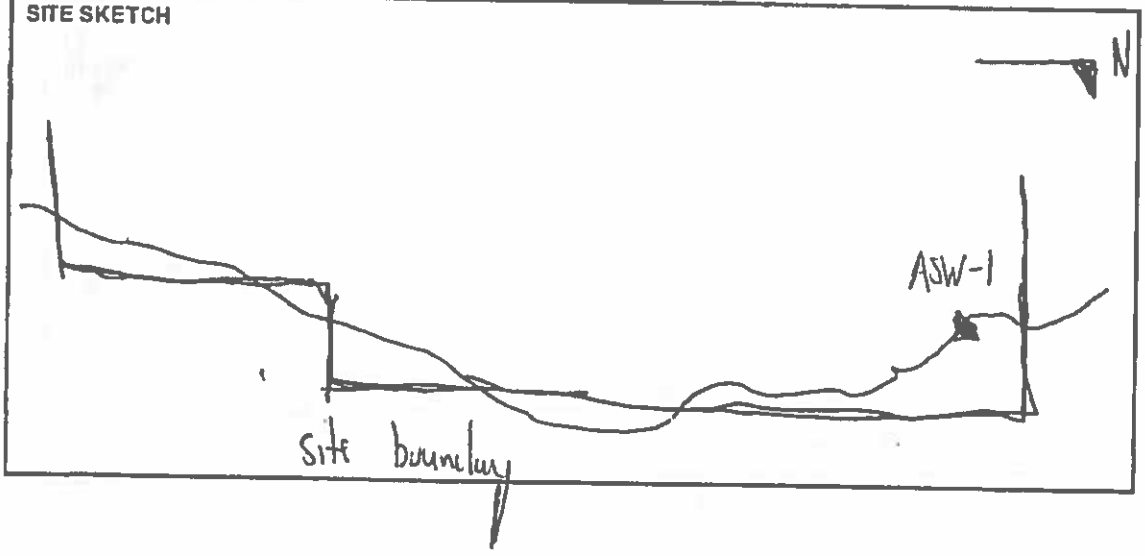

EARTHCON®

Environmental Challenges
BUSINESS SOLUTIONS®

Surface Water Sampling Field Data Form

STATION IDENTIFICATION: ASW-2	PROJECT NAME: AMC Dalton	DATE: 6/24/16
FACILITY NUMBER:	LOCATION: Dalton, GA	TIME: 16:40
SAMPLING CONTACT/COMPANY: Earthcon	SAMPLER'S PROJECT NUMBER: 02 20140392.16	

FIELD CONDITIONS/ WEATHER: Partly Cloudy, 90s

FIELD TEAM (signature/company): Keyatch Henry

FIELD MEASUREMENTS

Gauge Height: _____ Substrate Level on Gauge: _____ pH: 6.98

Dissolved Oxygen (ppm): 5.74 Water Temperature (°C): 23.76

SC @ Field Temperature (microhos/cm): ~~160.4~~ 252 Estimated Streamflow (cfs): _____

Turbidity: 2.88 NTU

WATER QUALITY SAMPLES

	SAMPLE No	DATE / TIME	STATION	CONTAINER TYPE	FILTERED	PRESERVATIVE	ANALYSIS
1	ASW-2	6/24/16		2 40 mL VOA	No	HCl	VOCs
2		16:40					
3							
4							
5							
6							
7							
8							
9							
10							
11							
12							

SITE SKETCH

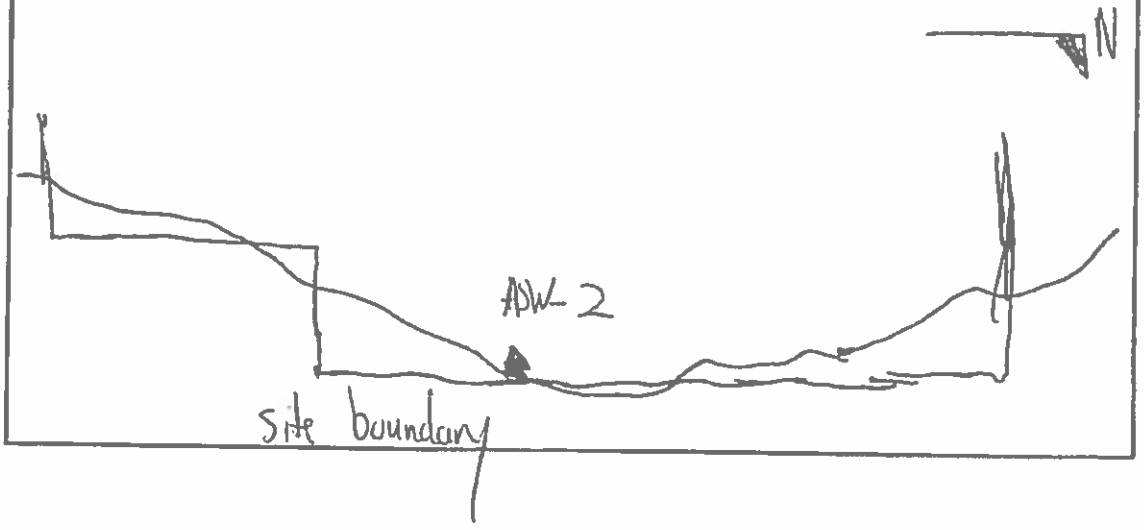

EARTHCON

Environmental Challenges
BUSINESS SOLUTIONS

Surface Water Sampling Field Data Form

STATION IDENTIFICATION: ASW Bypass	PROJECT NAME: AMC Dalton	DATE: 6/24/16
FACILITY NUMBER:	LOCATION: Dalton, GA	TIME: 15:55
SAMPLING CONTACT/COMPANY: Earthcon	SAMPLER'S PROJECT NUMBER: 02. 20140392.06	

FIELD CONDITIONS/ WEATHER: Partly Cloudy, 90's

FIELD TEAM (signature/company): Keaton Healy

FIELD MEASUREMENTS

Gauge Height: — Substrate Level on Gauge: — pH: 7.34

Dissolved Oxygen (ppm): 7.58 Water Temperature (°C): 30.10

SC @ Field Temperature (microhos/cm): 279 Estimated Streamflow (cfs): —

Turbidity: 16.9 NTU

WATER QUALITY SAMPLES

	SAMPLE No	DATE / TIME	STATION	CONTAINER TYPE	FILTERED	PRESERVATIVE	ANALYSIS
1	ASW Bypass	6/24/16 15:55		2 40ml VOA	No	HCl	VOCs
2							
3							
4							
5							
6							
7							
8							
9							
10							
11							
12							

SITE SKETCH

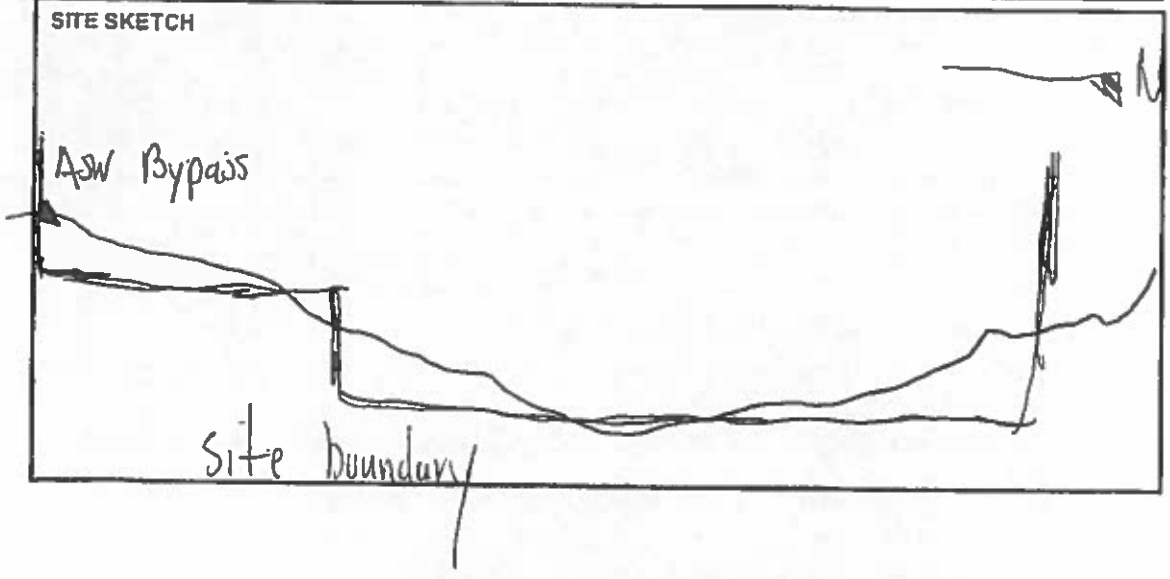

AMC Dalton 6/17/16

K. Henry

- Arrived onsite at 10:30
  - unloaded equipment and check for flags for surveyors
- Left site at 11:15

Rite in the Rain

AMC Dalton 6/20/2016

Keaton Henry
Butch Nolin
Michael Guy
Rob Andrews

- Arrived on-site at 7:30 (Butch, Nolin - Michael)
- ATV was delivered at 8:35
- Held H.S Meeting at 8:50
- R. Andrews · K. Henry began collecting Water Levels at 9:30 M Guy · B Nolin began clearing well areas around the same time
- Left site for lunch at 11:35.
- Arrived back on-site at 12:45.
- Continued w/ W/L collection and clearing/bridge improvements

AMC Dalton 6/20/16

- Spoke w/ Ian Johnston, Senior V.P. about gate access after hours. Inform K Henry that gates will be locked when the last person leaves. Will stay in contact w/ Ian about ~~cert~~ ~~when~~ closing times (which is typically 6)
- Finish collecting WL at 17:30.
- Left site at 17:55

Rite in the Rain

AMC Dalton 6/21/16

- Keaton Henry
- Rob Andrews
- Butch Nolan
- Michael Guy

- Arrival on site at 6:43

- Calibration
  SmartTroll MP
  - RDO - 99.5% 8.72 mg/L ✓
  - cond - 4.49 µS/cm - 4.43 µS/cm ✓
  - pH 7 → 7.30
    4 - 4.02 ✓
    10 - 10.07 ✓
  - ORP - 228 mV - 217.1

- YSI 556 MPS 13C100009
  - DO - 99.6%
  - cond - 4.49 ✓
  - pH 7 7 ✓
    4 - 4
    10 - 10 ✓
    228 mV - ✓

AMC Dalton 6/21/16

Turbidity - LaMotte 2020 We 1601-4410
10 - 9.81 NTU ✓
0.0 - 0.12 NTU ✓

- Held H.S Meeting at 8:00

- R. Andrews · K. Henry performed ISO parameter check on wells ARW-2, AMW-9, AMW-8, AMW-10, AMW-3, AMW-2 on 8:35

- Arrival at AMW-6 at 10:05
- check parameter using SmartTroll MP
- began purging at 10:35
- sampled at 12:10
- left well at 12:18

- Left site for lunch at 12:35

- Arrival back on site at 13:40

- Arrival at AMW-4 at 13:58
- began sampling at 14:14

Rite in the Rain

AMC Dalton 6/21/16

- Sampled AMW-4 at 14:50
- left well at 15:05

- Arrived AMW-18 at 15:08
  - began purging at 15:25
  - sampled at 16:00
  - left well at 16:18

- Arrived at AMW-15 at 16:25
  - began purging at 16:33
  - sampled at 17:40
  - Note issues w/ DO meter
- Left well at 17:55

- Left Todd site at 18:20



AML Dalton 6/22/16

Keaton Henry
Butch Nolin

- Arrived at 6:25

- Calibrated YSI 556 MPS S/N BC 16001
  DO: Temp 26.5°C mg/L = 8.0 = 8.0 ✓
  Cond: 449 µs/cm = 449 ✓
  pH: 4 - 4.0 ✓
  7 - 7.0 ✓
  10 - 9.97 ✓
  ORP: 228 228

Turbidimeter
10 NTU - 9.71 ✓
1 NTU - 0.91 ✓

- Arrived at AMW-7 at 8:05
  - began purging at 8:40
  - Sampled at 9:20
  - left well at 9:30

Rite in the Rain

AMC Dalton 6/22/16

- Arrived at AMW-16 at 9:42
  - began purging at 9:52
  - sampled at 10:25
  - left well at 10:35
- Arrived at OBG-W5 10:40
  - began purging at 10:48
  - Sampled at 11:30
  - left well at 11:45
- Michael Guy arrived on-site at approx 11:35
- Left site for lunch at 12:05
- Arrived on-site at 12:45
- Arrived at AMW-1 at 13:12
  - begin purging at 13:28
  - sampled at 15:05
  - left well at 15:20

AMC Dalton 6/22/16

- Arrived at AMW-11 at 15:48
  - began purging at 15:55
  - sampled at 16:35
  - left well at 17:10
- Transferred samples to Michael Guy at 18:45
- left site at 18:20

Rite in the Rain

AMC Dalton 6/23/16
Keaton Henry
Butch Nolin
Michael Guy

- Arrived onsite at 6:25

- Calibration
  YSI 556 MPS 13C100009
  DO. Temp 28.75°C, Pressure 756.55,
  DO 7.7 mg/L = 7.7 mg/L ✓
  Cond: 449 = 4.49 ✓
  pH 7 = 7 ✓
  4 = 4 ✓
  10 = 9.97 ✓
  ORP - 228

Turbidimeter
  10 = 9.82 NTU ✓
  1 = 1.07 NTU ✓

- Arrived at OBG-W1 at 7:55
  - began purging at 8:20
  - Sampled at 9:05
  - left well at 9:30

AMC Dalton 6/23/16

- Arrived at MW-22D at 9:3
  - began purging at 9:43
  - Sampled at 10:30
  - left well at 11:15

- Left site for lunch at 11:40

- Arrived back onsite at 12:15

- Arrived at DMW-2 at 12:20
  - began purging at 12:33
    - ~~so~~ not pumping properly, air bubbles, not discharging properly
  - took pump out of well, readjust bladder pump
  - Notice there is an obstruction in well approx 42-44 ft below ground surface. Initially prevented pump from reaching to screen interval - plus hip tubing
  - ~~Purging~~ Purging restarted at 15:20
    - not discharging properly

Rite in the Rain

AMC Dalton 6/28/16

- took pump out of well, replace bladder.
-
- Deployed bladder pump again at 16:55 Parameter stabilized except for drawdown (well did not recharge)
  - Sampled at 18:05
  - left well at 18:26
- Transferred sample to Michael Guy at 19:00
- left site at 19:15.

AMC Dalton 6/24/16

K. Henry
B Nolin
M. Guy

- Arrived on-site at 6:20
- decon pump

- Calibration YSI 556 MPS BC100009
  DO - 244 = 4.3 = 8.3 ✓
  cond - 449 = 4.49
  pH 7 - 7 ✓
  4 - 4 ✓
  10 - 9.96 ✓
  ORP 228 - 228 ✓

- Turbidity 5/1 [illegible] - 45.18
  10 = 9.58 ✓
  1 = 0.88 ✓

- Arrived at MW-23 at 8:08
  - began purging at 8:26
  - sampled at 9:25
  - well needs lock
  - Left well at 9:34

Rite in the Rain

AMC Dalton 6/24/16

- Arrival at DMW-6 at 9:50
- began purging at 10:18
- changed batteries on KSI 656 MKS at 11:00
- sampled at 13:35
- left well at 14:00

- left site at ~~14:15~~ 14:30 to pick up ice and get gas

- arrived back on-site at 14:50

- Set up at OBG-W7 at 15:00. However, B Nolin gas compressor went out and the decision was made to have M Guy sample, OBG-W7 and K Henry collect surface water parameters and samples

- Began collecting surface water sample at 15:30

AMC Dalton 6/24/16

- ASW Bypass sample time: 15:55
- ASW-2, (DUP-3), : 16:40
- ASW-1: 17:00

- Could not find ASW-Upstream sample location. After approx 45 mins, will continue to search for location at a later date.

- Inform by site manager that site was closing at 17:30.

- Left site at 17:55.

- Met w/ Danielle Edwards and Michael Guy at 19:20 to unload equip. and transfer samples to D Edwards

Rite in the Rain

AMC Dalton 6/27/16

Keaton Henry

Calibration: 7:10

YSI 656 MPS S/N 13C100009

DO - 26.2°C - 8.1 mg/L → 755-766 mm = 8.1 ✓

Cond - 4.49 ms/cm = 449 µs/cm ✓

pH - 4 = 4 ✓

7 = 7 ✓

10 = 9.97 ✓

ORP - 228 mV =

Turbidimeter: LaMotte 2020 we S/N 154-41

10 ~~FNU~~ NTU = 9.7 ✓

1 NTU - 0.61 = 0.79 ✓

- Arrived on-site at 10:00
- decon pump

- Began purging at DMW-7/DRW-1 at 11:15
- sampled at 12:45
- left well at 13:00

AMC Dalton 6/27/16

- Arrived at DMW-9/DRW-3 at 13:15
- began purging at 13:44
- Sampled at 14:30
- left well at 14:50

- Collected ~~Trip Blank~~ raw Equipment Blank #3 at 15:06

- At 15:25 went to creek to search for ASW-Upstream location. Navigated stream, did not find marker in stream. Found a marker w/ no white paint on bank approx 75' N of bridge. Sampled ASW-Upstream at location via direction by Danielle Edwards. Place marker in stream and wrapped w/ white duct tape.

- Sampled ~~16:25~~ ASW-Upstream at 16:25

- Pack site and left site at 17:30

Rite in the Rain

APPENDIX C

LABORATORY ANALYTICAL REPORTS

AES

ANALYTICAL ENVIRONMENTAL SERVICES, INC.

May 03, 2016

Danielle Edwards
EarthCon Consultants, Inc.
1880 West Oak Parkway
Marietta GA 30062

TEL: (770) 973-2100
FAX: (770) 973-7395

RE: AMC Dalton

Dear Danielle Edwards: Order No: 1603S50

Analytical Environmental Services, Inc. received 1 samples on 3/30/2016 1:00:00 PM for the analyses presented in following report.

No problems were encountered during the analyses. Additionally, all results for the associated Quality Control samples were within EPA and/or AES established limits. Any discrepancies associated with the analyses contained herein will be noted and submitted in the form of a project Case Narrative.
AES's accreditations are as follows:
-NELAC/Florida State Laboratory ID E87582 for analysis of Non-Potable Water, Solid & Chemical Materials, and Drinking Water Microbiology, effective 07/01/15-06/30/16.
-NELAC/Louisiana Agency Interest No. 100818 for or analysis of Non-Potable Water and Solid & Chemical Materials, effective 07/01/15-06/30/16.
-NELAC/Texas Certificate No. T104704509-16-6 for or analysis of Non-Potable Water and Solid & Chemical Materials, effective 03/01/16-02/28/17.
-AIHA-LAP, LLC Laboratory ID: 100671 for Industrial Hygiene samples (Organics, Inorganics), Environmental Lead (Paint, Soil, Dust Wipes, Air), and Environmental Microbiology (Fungal) Direct Examination, effective until 09/01/17.

Chris Pafford
Project Manager

Revision 5/3/2016

ANALYTICAL ENVIRONMENTAL SERVICES, INC
3785 Presidential Parkway, Atlanta GA 30340-3704
AES TEL.: (770) 457-8177 / TOLL-FREE (800) 972-4889 / FAX: (770) 457-8188

CHAIN OF CUSTODY

Work Order: 1603550

Date: 3/29/16 Page 1 of 1

COMPANY: Earth Con

ADDRESS: 1880 West Oak Pkwy ~~Suite~~ Bldg 100 Suite 100 Marietta GA 30062

PHONE: 770-973-2100

FAX: 770-973-7395

SAMPLED BY: Keaton Henry

SIGNATURE:

#	SAMPLE ID	SAMPLED DATE	SAMPLED TIME	Grab	Composite	Matrix (See codes)	VOC	GC Analysis	L-4 Diovene	Alkalinity	TOC	Sulfide (Methods)	Ion Scan							No # of Containers
	PRESERVATION (See codes)						H+C	H+I	H+I	I	S+I	O	I							
1	DMW-2	3/29/16	9:20	✓		GW	2	2	2	1	1	1	1							10
2																				
3																				
4																				
5																				
6																				
7																				
8																				
9																				
10																				
11																				
12																				
13																				
14																				

Visit our website www.aesatlanta.com to check on the status of your results, place bottle orders, etc.

REMARKS

RELINQUISHED BY	DATE/TIME	RECEIVED BY	DATE/TIME
1:	3/29/16 1800	1:	3/29/16 1800
2:	3/30/16 0500	2: Ty Monk-30-16	1118
3: Ty Monk-30-16	1:00	3:	3/30/16 1:00PM

SPECIAL INSTRUCTIONS/COMMENTS:
Nitrates - 48 hr hold time

SHIPMENT METHOD
OUT / / VIA:
IN / / VIA:
CLIENT FedEx UPS MAIL COURIER
GREYHOUND OTHER

PROJECT INFORMATION
PROJECT NAME: AMC Dalton
PROJECT #: 02.~~3016~~ 20140892.16
SITE ADDRESS:
SEND REPORT TO: Danielle Edwards
INVOICE TO: (IF DIFFERENT FROM ABOVE)
QUOTE #: PO#:

RECEIPT
Total # of Containers: 10

Turnaround Time Request
- (●) Standard 5 Business Days
- ( ) 2 Business Day Rush
- ( ) Next Business Day Rush
- ( ) Same Day Rush (auth req.)
- ( ) Other

STATE PROGRAM (if any):
E-mail? Y / N; Fax? Y / N
DATA PACKAGE: I II III IV

SAMPLES RECEIVED AFTER 3PM OR SATURDAY ARE CONSIDERED AS RECEIVED ON THE NEXT BUSINESS DAY; IF NO TAT IS MARKED ON COC AES WILL PROCEED AS STANDARD TAT.
SAMPLES ARE DISPOSED OF 30 DAYS AFTER COMPLETION OF REPORT UNLESS OTHER ARRANGEMENTS ARE MADE.

MATRIX CODES: A = Air GW = Groundwater SE = Sediment SO = Soil SW = Surface Water W = Water (Blanks) DW = Drinking Water (Blanks) O = Other (specify) WW = Waste Water
PRESERVATIVE CODES: H+I = Hydrochloric acid + ice I = Ice only N = Nitric acid S+I = Sulfuric acid + ice SM+I = Sodium Bisulfate/Methanol + ice O = Other (specify) NA = None

White Copy - Original; Yellow Copy - Client

Analytical Environmental Services, Inc

Date: 5-May-16

Client:	EarthCon Consultants, Inc.
Project:	AMC Dalton
Lab ID:	1603S50

Case Narrative

At the client's request a revised report was made to not include Methylene Chloride by method 8260.

Analytical Environmental Services, Inc **Date:** 5-May-16

Client:	EarthCon Consultants, Inc.	**Client Sample ID:**	DMW-2
Project Name:	AMC Dalton	**Collection Date:**	3/29/2016 9:20:00 AM
Lab ID:	1603S50-001	**Matrix:**	Groundwater

Analyses	Result	Qual	MDL	Reporting Limit	Units	BatchID	DF	Date Analyzed	Analyst
Total Organic Carbon (TOC) by SM5310B									
Organic Carbon, Total	1.63		0.137	1.00	mg/L	R313809	1	04/01/2016 13:07	YS
TCL VOLATILE ORGANICS SW8260B					(SW5030B)				
1,1,1-Trichloroethane	BRL		0.00025	0.005	mg/L	222029	1	04/01/2016 06:14	NP
1,1-Dichloroethane	BRL		0.00025	0.005	mg/L	222029	1	04/01/2016 06:14	NP
1,1-Dichloroethene	BRL		0.00036	0.005	mg/L	222029	1	04/01/2016 06:14	NP
1,2-Dichloroethane	BRL		0.00024	0.005	mg/L	222029	1	04/01/2016 06:14	NP
cis-1,2-Dichloroethene	BRL		0.00027	0.005	mg/L	222029	1	04/01/2016 06:14	NP
Tetrachloroethene	0.003	J	0.00029	0.005	mg/L	222029	1	04/01/2016 06:14	NP
trans-1,2-Dichloroethene	BRL		0.00022	0.005	mg/L	222029	1	04/01/2016 06:14	NP
Trichloroethene	BRL		0.00035	0.005	mg/L	222029	1	04/01/2016 06:14	NP
Vinyl chloride	BRL		0.00042	0.002	mg/L	222029	1	04/01/2016 06:14	NP
Surr: 4-Bromofluorobenzene	85.5		0	70.7-125	%REC	222029	1	04/01/2016 06:14	NP
Surr: Dibromofluoromethane	111		0	82.2-120	%REC	222029	1	04/01/2016 06:14	NP
Surr: Toluene-d8	91.8		0	81.8-120	%REC	222029	1	04/01/2016 06:14	NP
Sulfide by SM4500-S2-F									
Sulfide	1.20		0.598	1.00	mg/L	R313849	1	04/04/2016 09:00	PF
Inorganic Anions by IC E300.0									
Chloride	2.61		0.111	1.00	mg/L	R313867	1	03/30/2016 17:17	JW
Nitrogen, Nitrate (As N)	0.0883	J	0.0239	0.250	mg/L	R313867	1	03/30/2016 17:17	JW
Sulfate	21.7		0.101	1.00	mg/L	R313867	1	03/30/2016 17:17	JW
GC Analysis of Gaseous Samples SOP-RSK 175					(RSK175)				
Ethane	BRL		0.0019	0.0090	mg/L	221970	1	03/31/2016 12:23	MD
Ethylene	BRL		0.0035	0.0070	mg/L	221970	1	03/31/2016 12:23	MD
Methane	0.0014	J	0.0012	0.0040	mg/L	221970	1	03/31/2016 12:23	MD
Alkalinity by SM2320B									
Alkalinity, Total (As CaCO3)	168		1.68	3.00	mg/L	R313854	1	04/04/2016 10:00	PF
1,4-Dioxane by SIM GC/MS SW8260B-SIM					(SW5030B)				
1,4-Dioxane	0.0092		0.00090	0.0020	mg/L	222102	1	04/01/2016 16:34	NP
Surr: 4-Bromofluorobenzene	99.5		0	83.1-115	%REC	222102	1	04/01/2016 16:34	NP
Surr: Dibromofluoromethane	99.2		0	80.6-123	%REC	222102	1	04/01/2016 16:34	NP
Surr: Toluene-d8	101		0	85-115	%REC	222102	1	04/01/2016 16:34	NP

Qualifiers:

- * Value exceeds maximum contaminant level
- BRL Not detected at MDL
- H Holding times for preparation or analysis exceeded
- N Analyte not NELAC certified
- B Analyte detected in the associated method blank
- NC Not confirmed
- E Estimated value above quantitation range
- S Spike Recovery outside limits due to matrix
- J Estimated value detected below Reporting Limit
- > Greater than Result value
- < Less than Result value
- Narr See case narrative

Analytical Environmental Services, Inc.

Sample/Cooler Receipt Checklist

Client Earthcon Work Order Number 1603550

Checklist completed by _____ 3/30/16
Signature Date

Carrier name: FedEx __ UPS __ Courier __ Client ✓ US Mail __ Other _____

Shipping container/cooler in good condition? Yes ✓ No __ Not Present __

Custody seals intact on shipping container/cooler? Yes __ No __ Not Present ✓

Custody seals intact on sample bottles? Yes __ No __ Not Present ✓

Container/Temp Blank temperature in compliance? (0°≤6°C)* Yes ✓ No __

Cooler #1 1.3 Cooler #2 _____ Cooler #3 _____ Cooler #4 _____ Cooler#5 _____ Cooler #6 _____

Chain of custody present? Yes ✓ No __

Chain of custody signed when relinquished and received? Yes ✓ No __

Chain of custody agrees with sample labels? Yes ✓ No __

Samples in proper container/bottle? Yes ✓ No __

Sample containers intact? Yes ✓ No __

Sufficient sample volume for indicated test? Yes ✓ No __

All samples received within holding time? Yes ✓ No __

Was TAT marked on the COC? Yes ✓ No __

Proceed with Standard TAT as per project history? Yes __ No __ Not Applicable ✓

Water - VOA vials have zero headspace? No VOA vials submitted __ Yes __ No ✓

Water - pH acceptable upon receipt? Yes __ No __ Not Applicable ✓

Adjusted? _____ Checked by _____

Sample Condition: Good ✓ Other(Explain) _____

(For diffusive samples or AIHA lead) Is a known blank included? Yes __ No ✓

See Case Narrative for resolution of the Non-Conformance.

* Samples do not have to comply with the given range for certain parameters.

\\Aes_server\I\Sample Receipt\My Documents\COCs and pH Adjustment Sheet\Sample_Cooler_Recipt_Checklist_Rev1.rtf

Analytical Environmental Services, Inc

Date: 11-Apr-16

Client: EarthCon Consultants, Inc.
Project Name: AMC Dalton
Lab Order: 1603S50

Dates Report

Lab Sample ID	Client Sample ID	Collection Date	Matrix	Test Name	TCLP Date	Prep Date	Analysis Date
1603S50-001A	DMW-2	3/29/2016 9:20:00AM	Groundwater	Volatile Organic Compounds by GC/MS		4/1/2016 10:26:00AM	04/01/2016
1603S50-001A	DMW-2	3/29/2016 9:20:00AM	Groundwater	TCL VOLATILE ORGANICS		3/31/2016 9:32:00PM	04/01/2016
1603S50-001B	DMW-2	3/29/2016 9:20:00AM	Groundwater	GC Analysis of Gaseous Samples		3/31/2016 9:44:29AM	03/31/2016
1603S50-001C	DMW-2	3/29/2016 9:20:00AM	Groundwater	Alkalinity by SM2320B			04/04/2016
1603S50-001D	DMW-2	3/29/2016 9:20:00AM	Groundwater	Total Organic Carbon by SM5310B			04/01/2016
1603S50-001E	DMW-2	3/29/2016 9:20:00AM	Groundwater	Sulfide by SM4500-S2-F			04/04/2016
1603S50-001F	DMW-2	3/29/2016 9:20:00AM	Groundwater	Inorganic Anions by IC			03/30/2016

Client: EarthCon Consultants, Inc.
Project Name: AMC Dalton
Workorder: 1603S50

ANALYTICAL QC SUMMARY REPORT

BatchID: 221970

Sample ID: **MB-221970** Client ID:
SampleType: **MBLK** TestCode: **GC Analysis of Gaseous Samples SOP-RSK 175**
Units: **mg/L** Prep Date: **03/31/2016** Run No: **313645**
BatchID: **221970** Analysis Date: **03/31/2016** Seq No: **6747556**

Analyte	Result	RPT Limit	SPK value	SPK Ref Val	%REC	Low Limit	High Limit	RPD Ref Val	%RPD	RPD Limit	Qual
Ethane	BRL	0.0090									
Ethylene	BRL	0.0070									
Methane	BRL	0.0040									

Sample ID: **LCS-221970** Client ID:
SampleType: **LCS** TestCode: **GC Analysis of Gaseous Samples SOP-RSK 175**
Units: **mg/L** Prep Date: **03/31/2016** Run No: **313645**
BatchID: **221970** Analysis Date: **03/31/2016** Seq No: **6747557**

Analyte	Result	RPT Limit	SPK value	SPK Ref Val	%REC	Low Limit	High Limit	RPD Ref Val	%RPD	RPD Limit	Qual
Ethane	0.1110	0.0090	200.0		55.5	40.9	115				
Ethylene	0.07364	0.0070	200.0		36.8	26.8	115				
Methane	0.1236	0.0040	200.0		61.8	45.9	115				

Sample ID: **LCSD-221970** Client ID:
SampleType: **LCSD** TestCode: **GC Analysis of Gaseous Samples SOP-RSK 175**
Units: **mg/L** Prep Date: **03/31/2016** Run No: **313645**
BatchID: **221970** Analysis Date: **03/31/2016** Seq No: **6747558**

Analyte	Result	RPT Limit	SPK value	SPK Ref Val	%REC	Low Limit	High Limit	RPD Ref Val	%RPD	RPD Limit	Qual
Ethane	0.1035	0.0090	200.0		51.8	40.9	115	111.0	6.93	20	
Ethylene	0.07043	0.0070	200.0		35.2	26.8	115	73.64	4.46	20	
Methane	0.1168	0.0040	200.0		58.4	45.9	115	123.6	5.70	20	

Sample ID: **1603R58-001BMS** Client ID:
SampleType: **MS** TestCode: **GC Analysis of Gaseous Samples SOP-RSK 175**
Units: **mg/L** Prep Date: **03/31/2016** Run No: **313645**
BatchID: **221970** Analysis Date: **03/31/2016** Seq No: **6747584**

Analyte	Result	RPT Limit	SPK value	SPK Ref Val	%REC	Low Limit	High Limit	RPD Ref Val	%RPD	RPD Limit	Qual
Ethane	0.1033	0.0090	200.0		51.7	40.5	115				
Ethylene	0.06964	0.0070	200.0		34.8	23	115				
Methane	0.1172	0.0040	200.0	1.950	57.6	40	115				

Qualifiers:

>	Greater than Result value	<	Less than Result value	B	Analyte detected in the associated method blank
BRL	Below reporting limit	E	Estimated (value above quantitation range)	H	Holding times for preparation or analysis exceeded
J	Estimated value detected below Reporting Limit	N	Analyte not NELAC certified	R	RPD outside limits due to matrix
Rpt Lim	Reporting Limit	S	Spike Recovery outside limits due to matrix		

Client: EarthCon Consultants, Inc.
Project Name: AMC Dalton
Workorder: 1603S50

ANALYTICAL QC SUMMARY REPORT

BatchID: 221970

Sample ID: **1603R58-001BMSD** Client ID: Units: **mg/L** Prep Date: **03/31/2016** Run No: **313645**
SampleType: **MSD** TestCode: **GC Analysis of Gaseous Samples SOP-RSK 175** BatchID: **221970** Analysis Date: **03/31/2016** Seq No: **6747585**

Analyte	Result	RPT Limit	SPK value	SPK Ref Val	%REC	Low Limit	High Limit	RPD Ref Val	%RPD	RPD Limit	Qual
Ethane	0.09826	0.0090	200.0		49.1	40.5	115	103.3	5.00	20	
Ethylene	0.06771	0.0070	200.0		33.9	23	115	69.64	2.81	20	
Methane	0.1105	0.0040	200.0	1.950	54.3	40	115	117.2	5.86	20	

Qualifiers:
> Greater than Result value
< Less than Result value
B Analyte detected in the associated method blank
BRL Below reporting limit
E Estimated (value above quantitation range)
H Holding times for preparation or analysis exceeded
J Estimated value detected below Reporting Limit
N Analyte not NELAC certified
R RPD outside limits due to matrix
Rpt Lim Reporting Limit
S Spike Recovery outside limits due to matrix

Client: EarthCon Consultants, Inc.
Project Name: AMC Dalton
Workorder: 1603S50

ANALYTICAL QC SUMMARY REPORT

BatchID: 222029

Sample ID: **MB-222029** Client ID:
SampleType: **MBLK** TestCode: **TCL VOLATILE ORGANICS SW8260B**
Units: **mg/L** Prep Date: **03/31/2016** Run No: **313728**
BatchID: **222029** Analysis Date: **03/31/2016** Seq No: **6748842**

Analyte	Result	RPT Limit	SPK value	SPK Ref Val	%REC	Low Limit	High Limit	RPD Ref Val	%RPD	RPD Limit	Qual
1,1,1-Trichloroethane	BRL	0.005									
1,1-Dichloroethane	BRL	0.005									
1,1-Dichloroethene	BRL	0.005									
1,2-Dichloroethane	BRL	0.005									
cis-1,2-Dichloroethene	BRL	0.005									
Tetrachloroethene	BRL	0.005									
trans-1,2-Dichloroethene	BRL	0.005									
Trichloroethene	BRL	0.005									
Vinyl chloride	BRL	0.002									
Surr: 4-Bromofluorobenzene	0.04194	0	50.00		83.9	70.7	125				
Surr: Dibromofluoromethane	0.05495	0	50.00		110	82.2	120				
Surr: Toluene-d8	0.04584	0	50.00		91.7	81.8	120				

Sample ID: **LCS-222029** Client ID:
SampleType: **LCS** TestCode: **TCL VOLATILE ORGANICS SW8260B**
Units: **mg/L** Prep Date: **03/31/2016** Run No: **313728**
BatchID: **222029** Analysis Date: **03/31/2016** Seq No: **6748841**

Analyte	Result	RPT Limit	SPK value	SPK Ref Val	%REC	Low Limit	High Limit	RPD Ref Val	%RPD	RPD Limit	Qual
1,1-Dichloroethene	0.04218	0.005	50.00		84.4	65.3	137				
Trichloroethene	0.04152	0.005	50.00		83.0	73.1	128				
Surr: 4-Bromofluorobenzene	0.04260	0	50.00		85.2	70.7	125				
Surr: Dibromofluoromethane	0.05214	0	50.00		104	82.2	120				
Surr: Toluene-d8	0.04468	0	50.00		89.4	81.8	120				

Sample ID: **1603R58-001AMS** Client ID:
SampleType: **MS** TestCode: **TCL VOLATILE ORGANICS SW8260B**
Units: **mg/L** Prep Date: **03/31/2016** Run No: **313728**
BatchID: **222029** Analysis Date: **04/01/2016** Seq No: **6748849**

Analyte	Result	RPT Limit	SPK value	SPK Ref Val	%REC	Low Limit	High Limit	RPD Ref Val	%RPD	RPD Limit	Qual
1,1-Dichloroethene	4.443	0.50	5000		88.9	60	150				

Qualifiers:

>	Greater than Result value	<	Less than Result value	B	Analyte detected in the associated method blank
BRL	Below reporting limit	E	Estimated (value above quantitation range)	H	Holding times for preparation or analysis exceeded
J	Estimated value detected below Reporting Limit	N	Analyte not NELAC certified	R	RPD outside limits due to matrix
Rpt Lim	Reporting Limit	S	Spike Recovery outside limits due to matrix		

Client: EarthCon Consultants, Inc.
Project Name: AMC Dalton
Workorder: 1603S50

ANALYTICAL QC SUMMARY REPORT

BatchID: 222029

Sample ID: **1603R58-001AMS** Client ID:
SampleType: **MS** TestCode: **TCL VOLATILE ORGANICS SW8260B**
Units: **mg/L** Prep Date: **03/31/2016** Run No: **313728**
BatchID: **222029** Analysis Date: **04/01/2016** Seq No: **6748849**

Analyte	Result	RPT Limit	SPK value	SPK Ref Val	%REC	Low Limit	High Limit	RPD Ref Val	%RPD	RPD Limit	Qual
Trichloroethene	4.195	0.50	5000		83.9	70	136				
Surr: 4-Bromofluorobenzene	4.222	0	5000		84.4	70.7	125				
Surr: Dibromofluoromethane	5.402	0	5000		108	82.2	120				
Surr: Toluene-d8	4.491	0	5000		89.8	81.8	120				

Sample ID: **1603R58-001AMSD** Client ID:
SampleType: **MSD** TestCode: **TCL VOLATILE ORGANICS SW8260B**
Units: **mg/L** Prep Date: **03/31/2016** Run No: **313728**
BatchID: **222029** Analysis Date: **04/01/2016** Seq No: **6748850**

Analyte	Result	RPT Limit	SPK value	SPK Ref Val	%REC	Low Limit	High Limit	RPD Ref Val	%RPD	RPD Limit	Qual
1,1-Dichloroethene	4.438	0.50	5000		88.8	60	150	4443	0.113	17.7	
Trichloroethene	4.167	0.50	5000		83.3	70	136	4195	0.670	20	
Surr: 4-Bromofluorobenzene	4.230	0	5000		84.6	70.7	125	4222	0	0	
Surr: Dibromofluoromethane	5.317	0	5000		106	82.2	120	5402	0	0	
Surr: Toluene-d8	4.491	0	5000		89.8	81.8	120	4491	0	0	

Qualifiers:

>	Greater than Result value	<	Less than Result value	B	Analyte detected in the associated method blank
BRL	Below reporting limit	E	Estimated (value above quantitation range)	H	Holding times for preparation or analysis exceeded
J	Estimated value detected below Reporting Limit	N	Analyte not NELAC certified	R	RPD outside limits due to matrix
Rpt Lim	Reporting Limit	S	Spike Recovery outside limits due to matrix		

Client: EarthCon Consultants, Inc.
Project Name: AMC Dalton
Workorder: 1603S50

ANALYTICAL QC SUMMARY REPORT

BatchID: 222102

Sample ID: MB-222102	Client ID:		Units: mg/L	Prep Date: 04/01/2016	Run No: 313821
SampleType: MBLK	TestCode: 1,4-Dioxane by SIM GC/MS SW8260B-SIM		BatchID: 222102	Analysis Date: 04/01/2016	Seq No: 6750768

Analyte	Result	RPT Limit	SPK value	SPK Ref Val	%REC	Low Limit	High Limit	RPD Ref Val	%RPD	RPD Limit	Qual
1,4-Dioxane	BRL	0.0050									
Surr: 4-Bromofluorobenzene	0.04862	0	50.00		97.2	83.1	115				
Surr: Dibromofluoromethane	0.05093	0	50.00		102	80.6	123				
Surr: Toluene-d8	0.05008	0	50.00		100	85	115				

Sample ID: LCS-222102	Client ID:		Units: mg/L	Prep Date: 04/01/2016	Run No: 313821
SampleType: LCS	TestCode: 1,4-Dioxane by SIM GC/MS SW8260B-SIM		BatchID: 222102	Analysis Date: 04/01/2016	Seq No: 6750767

Analyte	Result	RPT Limit	SPK value	SPK Ref Val	%REC	Low Limit	High Limit	RPD Ref Val	%RPD	RPD Limit	Qual
1,4-Dioxane	0.01194	0.0050	10.00		119	68.2	133				
Surr: 4-Bromofluorobenzene	0.04984	0	50.00		99.7	83.1	115				
Surr: Dibromofluoromethane	0.05154	0	50.00		103	80.6	123				
Surr: Toluene-d8	0.05105	0	50.00		102	85	115				

Sample ID: 1603T80-019AMS	Client ID:		Units: mg/L	Prep Date: 04/01/2016	Run No: 313821
SampleType: MS	TestCode: 1,4-Dioxane by SIM GC/MS SW8260B-SIM		BatchID: 222102	Analysis Date: 04/01/2016	Seq No: 6750788

Analyte	Result	RPT Limit	SPK value	SPK Ref Val	%REC	Low Limit	High Limit	RPD Ref Val	%RPD	RPD Limit	Qual
1,4-Dioxane	0.02170	0.0050	10.00	13.95	77.5	53	135				
Surr: 4-Bromofluorobenzene	0.05073	0	50.00		101	83.1	115				
Surr: Dibromofluoromethane	0.05079	0	50.00		102	80.6	123				
Surr: Toluene-d8	0.05055	0	50.00		101	85	115				

Sample ID: 1603T80-019AMSD	Client ID:		Units: mg/L	Prep Date: 04/01/2016	Run No: 313821
SampleType: MSD	TestCode: 1,4-Dioxane by SIM GC/MS SW8260B-SIM		BatchID: 222102	Analysis Date: 04/01/2016	Seq No: 6750789

Analyte	Result	RPT Limit	SPK value	SPK Ref Val	%REC	Low Limit	High Limit	RPD Ref Val	%RPD	RPD Limit	Qual
1,4-Dioxane	0.02517	0.0050	10.00	13.95	112	53	135	21.70	14.8	34.4	

Qualifiers:

>	Greater than Result value	<	Less than Result value	B	Analyte detected in the associated method blank
BRL	Below reporting limit	E	Estimated (value above quantitation range)	H	Holding times for preparation or analysis exceeded
J	Estimated value detected below Reporting Limit	N	Analyte not NELAC certified	R	RPD outside limits due to matrix
Rpt Lim	Reporting Limit	S	Spike Recovery outside limits due to matrix		

Client: EarthCon Consultants, Inc.
Project Name: AMC Dalton
Workorder: 1603S50

ANALYTICAL QC SUMMARY REPORT

BatchID: 222102

Sample ID: **1603T80-019AMSD** Client ID: Units: **mg/L** Prep Date: **04/01/2016** Run No: **313821**
SampleType: **MSD** TestCode: **1,4-Dioxane by SIM GC/MS SW8260B-SIM** BatchID: **222102** Analysis Date: **04/01/2016** Seq No: **6750789**

Analyte	Result	RPT Limit	SPK value	SPK Ref Val	%REC	Low Limit	High Limit	RPD Ref Val	%RPD	RPD Limit	Qual
Surr: 4-Bromofluorobenzene	0.05062	0	50.00		101	83.1	115	50.73	0	0	
Surr: Dibromofluoromethane	0.05080	0	50.00		102	80.6	123	50.79	0	0	
Surr: Toluene-d8	0.05053	0	50.00		101	85	115	50.55	0	0	

Qualifiers:

>	Greater than Result value	<	Less than Result value	B	Analyte detected in the associated method blank
BRL	Below reporting limit	E	Estimated (value above quantitation range)	H	Holding times for preparation or analysis exceeded
J	Estimated value detected below Reporting Limit	N	Analyte not NELAC certified	R	RPD outside limits due to matrix
Rpt Lim	Reporting Limit	S	Spike Recovery outside limits due to matrix		

Client: EarthCon Consultants, Inc.
Project Name: AMC Dalton
Workorder: 1603S50

ANALYTICAL QC SUMMARY REPORT

BatchID: R313809

Sample ID: MB-R313809	Client ID:				Units: mg/L	Prep Date:		Run No: 313809	
SampleType: MBLK	TestCode: Total Organic Carbon (TOC) by SM5310B				BatchID: R313809	Analysis Date: 04/01/2016		Seq No: 6750606	
Analyte	Result	RPT Limit	SPK value	SPK Ref Val	%REC	Low Limit	High Limit	RPD Ref Val	%RPD	RPD Limit	Qual
Organic Carbon, Total	BRL	1.00									

Sample ID: LCS-R313809	Client ID:				Units: mg/L	Prep Date:		Run No: 313809	
SampleType: LCS	TestCode: Total Organic Carbon (TOC) by SM5310B				BatchID: R313809	Analysis Date: 04/01/2016		Seq No: 6750605	
Analyte	Result	RPT Limit	SPK value	SPK Ref Val	%REC	Low Limit	High Limit	RPD Ref Val	%RPD	RPD Limit	Qual
Organic Carbon, Total	25.54	1.00	25.00		102	90	110				

Sample ID: 1603S50-001DMS	Client ID: DMW-2				Units: mg/L	Prep Date:		Run No: 313809	
SampleType: MS	TestCode: Total Organic Carbon (TOC) by SM5310B				BatchID: R313809	Analysis Date: 04/01/2016		Seq No: 6750617	
Analyte	Result	RPT Limit	SPK value	SPK Ref Val	%REC	Low Limit	High Limit	RPD Ref Val	%RPD	RPD Limit	Qual
Organic Carbon, Total	23.79	1.00	25.00	1.628	88.6	80	120				

Sample ID: 1603S50-001DMSD	Client ID: DMW-2				Units: mg/L	Prep Date:		Run No: 313809	
SampleType: MSD	TestCode: Total Organic Carbon (TOC) by SM5310B				BatchID: R313809	Analysis Date: 04/01/2016		Seq No: 6750618	
Analyte	Result	RPT Limit	SPK value	SPK Ref Val	%REC	Low Limit	High Limit	RPD Ref Val	%RPD	RPD Limit	Qual
Organic Carbon, Total	24.50	1.00	25.00	1.628	91.5	80	120	23.79	2.94	20	

Qualifiers:					
	> Greater than Result value	< Less than Result value	B Analyte detected in the associated method blank		
	BRL Below reporting limit	E Estimated (value above quantitation range)	H Holding times for preparation or analysis exceeded		
	J Estimated value detected below Reporting Limit	N Analyte not NELAC certified	R RPD outside limits due to matrix		
	Rpt Lim Reporting Limit	S Spike Recovery outside limits due to matrix			

Client: EarthCon Consultants, Inc.
Project Name: AMC Dalton
Workorder: 1603S50

ANALYTICAL QC SUMMARY REPORT

BatchID: R313849

Sample ID: MB-R313849	Client ID:				Units: mg/L	Prep Date:		Run No: 313849			
SampleType: MBLK	TestCode: Sulfide by SM4500-S2-F				BatchID: R313849	Analysis Date: 04/04/2016		Seq No: 6751143			
Analyte	Result	RPT Limit	SPK value	SPK Ref Val	%REC	Low Limit	High Limit	RPD Ref Val	%RPD	RPD Limit	Qual
Sulfide	BRL	1.00									

Sample ID: LCS-R313849	Client ID:				Units: mg/L	Prep Date:		Run No: 313849			
SampleType: LCS	TestCode: Sulfide by SM4500-S2-F				BatchID: R313849	Analysis Date: 04/04/2016		Seq No: 6751144			
Analyte	Result	RPT Limit	SPK value	SPK Ref Val	%REC	Low Limit	High Limit	RPD Ref Val	%RPD	RPD Limit	Qual
Sulfide	228.0	1.00	228.0		100	90	110				

Sample ID: 1603R58-001EMS	Client ID:				Units: mg/L	Prep Date:		Run No: 313849			
SampleType: MS	TestCode: Sulfide by SM4500-S2-F				BatchID: R313849	Analysis Date: 04/04/2016		Seq No: 6751149			
Analyte	Result	RPT Limit	SPK value	SPK Ref Val	%REC	Low Limit	High Limit	RPD Ref Val	%RPD	RPD Limit	Qual
Sulfide	10.60	1.00	11.40	1.000	84.2	80	120				

Sample ID: 1603R58-001EMSD	Client ID:				Units: mg/L	Prep Date:		Run No: 313849			
SampleType: MSD	TestCode: Sulfide by SM4500-S2-F				BatchID: R313849	Analysis Date: 04/04/2016		Seq No: 6751150			
Analyte	Result	RPT Limit	SPK value	SPK Ref Val	%REC	Low Limit	High Limit	RPD Ref Val	%RPD	RPD Limit	Qual
Sulfide	11.00	1.00	11.40	1.000	87.7	80	120	10.60	3.70	20	

Qualifiers:

>	Greater than Result value	<	Less than Result value	B	Analyte detected in the associated method blank
BRL	Below reporting limit	E	Estimated (value above quantitation range)	H	Holding times for preparation or analysis exceeded
J	Estimated value detected below Reporting Limit	N	Analyte not NELAC certified	R	RPD outside limits due to matrix
Rpt Lim	Reporting Limit	S	Spike Recovery outside limits due to matrix		

Client: EarthCon Consultants, Inc.
Project Name: AMC Dalton
Workorder: 1603S50

ANALYTICAL QC SUMMARY REPORT

BatchID: R313854

Sample ID: MB-R313854	Client ID:					Units: mg/L	Prep Date:		Run No: 313854
SampleType: MBLK	TestCode: Alkalinity by SM2320B					BatchID: R313854	Analysis Date: 04/04/2016		Seq No: 6751211

Analyte	Result	RPT Limit	SPK value	SPK Ref Val	%REC	Low Limit	High Limit	RPD Ref Val	%RPD	RPD Limit	Qual
Alkalinity, Total (As CaCO3)	BRL	3.00									

Sample ID: LCS-R313854	Client ID:					Units: mg/L	Prep Date:		Run No: 313854
SampleType: LCS	TestCode: Alkalinity by SM2320B					BatchID: R313854	Analysis Date: 04/04/2016		Seq No: 6751212

Analyte	Result	RPT Limit	SPK value	SPK Ref Val	%REC	Low Limit	High Limit	RPD Ref Val	%RPD	RPD Limit	Qual
Alkalinity, Total (As CaCO3)	122.0	3.00	125.0		97.6	75	125				

Sample ID: 1603T80-008DDUP	Client ID:					Units: mg/L	Prep Date:		Run No: 313854
SampleType: DUP	TestCode: Alkalinity by SM2320B					BatchID: R313854	Analysis Date: 04/04/2016		Seq No: 6751224

Analyte	Result	RPT Limit	SPK value	SPK Ref Val	%REC	Low Limit	High Limit	RPD Ref Val	%RPD	RPD Limit	Qual
Alkalinity, Total (As CaCO3)	210.0	30.0		210.0				210.0	0	30	

Qualifiers:

>	Greater than Result value	<	Less than Result value	B	Analyte detected in the associated method blank
BRL	Below reporting limit	E	Estimated (value above quantitation range)	H	Holding times for preparation or analysis exceeded
J	Estimated value detected below Reporting Limit	N	Analyte not NELAC certified	R	RPD outside limits due to matrix
Rpt Lim	Reporting Limit	S	Spike Recovery outside limits due to matrix		

Client: EarthCon Consultants, Inc.
Project Name: AMC Dalton
Workorder: 1603S50

ANALYTICAL QC SUMMARY REPORT

BatchID: R313867

Sample ID: **MB-R313867** Client ID:
SampleType: **MBLK** TestCode: **Inorganic Anions by IC** **E300.0**
Units: **mg/L** Prep Date: Run No: **313867**
BatchID: **R313867** Analysis Date: **03/30/2016** Seq No: **6751610**

Analyte	Result	RPT Limit	SPK value	SPK Ref Val	%REC	Low Limit	High Limit	RPD Ref Val	%RPD	RPD Limit	Qual
Chloride	0.1249	1.00									J
Nitrogen, Nitrate (As N)	BRL	0.250									
Sulfate	BRL	1.00									

Sample ID: **LCS-R313867** Client ID:
SampleType: **LCS** TestCode: **Inorganic Anions by IC** **E300.0**
Units: **mg/L** Prep Date: Run No: **313867**
BatchID: **R313867** Analysis Date: **03/30/2016** Seq No: **6751609**

Analyte	Result	RPT Limit	SPK value	SPK Ref Val	%REC	Low Limit	High Limit	RPD Ref Val	%RPD	RPD Limit	Qual
Chloride	5.112	1.00	5.000	0.1249	99.7	90	110				
Nitrogen, Nitrate (As N)	5.327	0.250	5.000		107	90	110				
Sulfate	24.12	1.00	25.00		96.5	90	110				

Sample ID: **1603S64-002BMS** Client ID:
SampleType: **MS** TestCode: **Inorganic Anions by IC** **E300.0**
Units: **mg/L** Prep Date: Run No: **313867**
BatchID: **R313867** Analysis Date: **03/30/2016** Seq No: **6751621**

Analyte	Result	RPT Limit	SPK value	SPK Ref Val	%REC	Low Limit	High Limit	RPD Ref Val	%RPD	RPD Limit	Qual
Chloride	82.90	10.0	50.00	37.12	91.6	90	110				
Nitrogen, Nitrate (As N)	58.15	2.50	50.00	6.636	103	90	110				
Sulfate	269.4	10.0	250.0	28.99	96.2	90	110				

Sample ID: **1603S64-002BMSD** Client ID:
SampleType: **MSD** TestCode: **Inorganic Anions by IC** **E300.0**
Units: **mg/L** Prep Date: Run No: **313867**
BatchID: **R313867** Analysis Date: **03/30/2016** Seq No: **6751622**

Analyte	Result	RPT Limit	SPK value	SPK Ref Val	%REC	Low Limit	High Limit	RPD Ref Val	%RPD	RPD Limit	Qual
Chloride	83.14	10.0	50.00	37.12	92.0	90	110	82.90	0.287	20	
Nitrogen, Nitrate (As N)	58.88	2.50	50.00	6.636	104	90	110	58.15	1.24	20	
Sulfate	271.9	10.0	250.0	28.99	97.2	90	110	269.4	0.930	20	

Qualifiers:

>	Greater than Result value	<	Less than Result value	B	Analyte detected in the associated method blank
BRL	Below reporting limit	E	Estimated (value above quantitation range)	H	Holding times for preparation or analysis exceeded
J	Estimated value detected below Reporting Limit	N	Analyte not NELAC certified	R	RPD outside limits due to matrix
Rpt Lim	Reporting Limit	S	Spike Recovery outside limits due to matrix		

AES

ANALYTICAL ENVIRONMENTAL SERVICES, INC.

May 03, 2016

Danielle Edwards
EarthCon Consultants, Inc.
1880 West Oak Parkway
Marietta GA 30062

TEL: (770) 973-2100
FAX: (770) 973-7395

RE: AMC Dalton

Dear Danielle Edwards: Order No: 1603S51

Analytical Environmental Services, Inc. received 5 samples on 3/30/2016 1:00:00 PM for the analyses presented in following report.

No problems were encountered during the analyses. Additionally, all results for the associated Quality Control samples were within EPA and/or AES established limits. Any discrepancies associated with the analyses contained herein will be noted and submitted in the form of a project Case Narrative.
AES's accreditations are as follows:
-NELAC/Florida State Laboratory ID E87582 for analysis of Non-Potable Water, Solid & Chemical Materials, and Drinking Water Microbiology, effective 07/01/15-06/30/16.
-NELAC/Louisiana Agency Interest No. 100818 for or analysis of Non-Potable Water and Solid & Chemical Materials, effective 07/01/15-06/30/16.
-NELAC/Texas Certificate No. T104704509-16-6 for or analysis of Non-Potable Water and Solid & Chemical Materials, effective 03/01/16-02/28/17.
-AIHA-LAP, LLC Laboratory ID: 100671 for Industrial Hygiene samples (Organics, Inorganics), Environmental Lead (Paint, Soil, Dust Wipes, Air), and Environmental Microbiology (Fungal) Direct Examination, effective until 09/01/17.

Chris Pafford
Project Manager

Revision 5/3/2016

ANALYTICAL ENVIRONMENTAL SERVICES, INC

3785 Presidential Parkway, Atlanta GA 30340-3704

AES TEL: (770) 457-8177 / TOLL-FREE (800) 972-4889 / FAX: (770) 457-8188

CHAIN OF CUSTODY

Work Order: 1603157

Date: 3/29/16 Page 1 of 1

COMPANY: Earth Con	ADDRESS: 1550 West Oak Pkwy Bldg 100 Suite 106 Marietta, GA 30062
PHONE: 770-973-2100	FAX: 770-973-7375
SAMPLED BY: Keaton Henry	SIGNATURE:

ANALYSIS REQUESTED: VOC; GC Analysis; 1,4 Dioxane; Alkalinity; TOC; Sulfide (Meth 376); Ion Scan

Visit our website www.aesatlanta.com to check on the status of your results, place bottle orders, etc.

#	SAMPLE ID	SAMPLED DATE	SAMPLED TIME	Grab	Composite	Matrix (See codes)	PRESERVATION (See codes)							REMARKS	No # of Containers
							H+I	H+I	H+I	I	S+I	O	I		
1	DMW-6	3/29/16	12:20	✓		GW	2	2	2	1	1	1	1		10
2	DMW-7/DRW-1	3/29/16	14:25	✓		GW	2	2	2	1	1	1	1		10
3	OBG-W7	3/29/16	16:50	✓		GW	2	2	2	1	1	1	1		10
4	DUP-1	3/29/16	—	✓		GW	2								2
5	Trip Blank	3/29/16	—				2								2
6															
7															
8															
9															
10															
11															
12															
13															
14															

RELINQUISHED BY	DATE/TIME	RECEIVED BY	DATE/TIME
1	3/29/16 6:15		3/29/16 16:15
2	3/30/16 0700	2	11:18
3		3	3/30/16 1100 AM

PROJECT INFORMATION

PROJECT NAME: AMC Dalton

PROJECT #: 02 20140312 16

SITE ADDRESS:

SEND REPORT TO: Danielle Edwards

INVOICE TO (IF DIFFERENT FROM ABOVE):

QUOTE #: PO#:

RECEIPT

Total # of Containers: 34

Turnaround Time Request
- (●) Standard 5 Business Days
- ( ) 2 Business Day Rush
- ( ) Next Business Day Rush
- ( ) Same Day Rush (auth req.)
- ( ) Other

STATE PROGRAM (if any):

E-mail? Y / N; Fax? Y / N

DATA PACKAGE I II III IV

SPECIAL INSTRUCTIONS/COMMENTS: Nitrates - 48 hr time

SHIPMENT METHOD

OUT / / VIA:

IN / / VIA:

CLIENT FedEx UPS MAIL (COURIER)

GREYHOUND OTHER

SAMPLES RECEIVED AFTER 3PM OR SATURDAY ARE CONSIDERED AS RECEIVED ON THE NEXT BUSINESS DAY; IF NO TAT IS MARKED ON COC AES WILL PROCEED AS STANDARD TAT.
SAMPLES ARE DISPOSED OF 30 DAYS AFTER COMPLETION OF REPORT UNLESS OTHER ARRANGEMENTS ARE MADE.

MATRIX CODES: A = Air GW = Groundwater SE = Sediment SO = Soil SW = Surface Water W = Water (Blanks) DW = Drinking Water (Blanks) O = Other (specify) WW = Waste Water

PRESERVATIVE CODES: H+I = Hydrochloric acid + ice I = Ice only N = Nitric acid S+I = Sulfuric acid + ice S/M+I = Sodium Bisulfate/Methanol + ice O = Other (specify) NA = None

White Copy - Original, Yellow Copy - Client

Analytical Environmental Services, Inc

Date: 5-May-16

Client:	EarthCon Consultants, Inc.
Project:	AMC Dalton
Lab ID:	1603S51

Case Narrative

At the client's request a revised report was made to not include Methylene Chloride by method 8260.

Analytical Environmental Services, Inc **Date:** 5-May-16

Client:	EarthCon Consultants, Inc.	**Client Sample ID:**	DMW-6
Project Name:	AMC Dalton	**Collection Date:**	3/29/2016 12:20:00 PM
Lab ID:	1603S51-001	**Matrix:**	Groundwater

Analyses	Result	Qual	MDL	Reporting Limit	Units	BatchID	DF	Date Analyzed	Analyst
Total Organic Carbon (TOC) by SM5310B									
Organic Carbon, Total	3 44		0 137	1.00	mg/L	R313809	1	04/01/2016 13 28	YS
TCL VOLATILE ORGANICS SW8260B					(SW5030B)				
1,1,1-Trichloroethane	0 026		0 00025	0 005	mg/L	222029	1	04/01/2016 07 49	NP
1,1-Dichloroethane	0 008		0 00025	0 005	mg/L	222029	1	04/01/2016 07 49	NP
1,1-Dichloroethene	0 020		0 00036	0 005	mg/L	222029	1	04/01/2016 07 49	NP
1,2-Dichloroethane	BRL		0 00024	0 005	mg/L	222029	1	04/01/2016 07 49	NP
cis-1,2-Dichloroethene	0 030		0 00027	0 005	mg/L	222029	1	04/01/2016 07 49	NP
Tetrachloroethene	0 27		0 0029	0 050	mg/L	222029	10	04/01/2016 03 28	NP
trans-1,2-Dichloroethene	BRL		0 00022	0 005	mg/L	222029	1	04/01/2016 07 49	NP
Trichloroethene	0 024		0 00035	0 005	mg/L	222029	1	04/01/2016 07 49	NP
Vinyl chloride	0 021		0 00042	0 002	mg/L	222029	1	04/01/2016 07 49	NP
Surr: 4-Bromofluorobenzene	80 1		0	70 7-125	%REC	222029	1	04/01/2016 07 49	NP
Surr: 4-Bromofluorobenzene	83 1		0	70 7-125	%REC	222029	10	04/01/2016 03 28	NP
Surr: Dibromofluoromethane	113		0	82 2-120	%REC	222029	1	04/01/2016 07 49	NP
Surr: Dibromofluoromethane	115		0	82 2-120	%REC	222029	10	04/01/2016 03 28	NP
Surr: Toluene-d8	89 6		0	81 8-120	%REC	222029	1	04/01/2016 07 49	NP
Surr: Toluene-d8	93 5		0	81 8-120	%REC	222029	10	04/01/2016 03 28	NP
Sulfide by SM4500-S2-F									
Sulfide	2 40		0 598	1 00	mg/L	R313849	1	04/04/2016 09 00	PF
Inorganic Anions by IC E300.0									
Chloride	12 3		0 111	1 00	mg/L	R313867	1	03/30/2016 17 32	JW
Nitrogen, Nitrate (As N)	0 0690	J	0 0239	0 250	mg/L	R313867	1	03/30/2016 17 32	JW
Sulfate	14 5		0 101	1 00	mg/L	R313867	1	03/30/2016 17 32	JW
GC Analysis of Gaseous Samples SOP-RSK 175					(RSK175)				
Ethane	BRL		0 0019	0 0090	mg/L	221970	1	03/31/2016 12 46	MD
Ethylene	0 0085		0 0035	0 0070	mg/L	221970	1	03/31/2016 12 46	MD
Methane	0 27		0 0024	0 0080	mg/L	221970	2	03/31/2016 13 18	MD
Alkalinity by SM2320B									
Alkalinity, Total (As CaCO3)	280		16 8	30 0	mg/L	R313854	10	04/04/2016 10 00	PF
1,4-Dioxane by SIM GC/MS SW8260B-SIM					(SW5030B)				
1,4-Dioxane	0 015		0 00090	0 0020	mg/L	222102	1	04/01/2016 18 45	NP
Surr: 4-Bromofluorobenzene	102		0	83 1-115	%REC	222102	1	04/01/2016 18 45	NP
Surr: Dibromofluoromethane	104		0	80 6-123	%REC	222102	1	04/01/2016 18 45	NP
Surr: Toluene-d8	102		0	85-115	%REC	222102	1	04/01/2016 18 45	NP

Qualifiers:

- * Value exceeds maximum contaminant level
- BRL Not detected at MDL
- H Holding times for preparation or analysis exceeded
- N Analyte not NELAC certified
- B Analyte detected in the associated method blank
- NC Not confirmed
- E Estimated value above quantitation range
- S Spike Recovery outside limits due to matrix
- J Estimated value detected below Reporting Limit
- > Greater than Result value
- < Less than Result value
- Narr See case narrative

Analytical Environmental Services, Inc **Date:** 5-May-16

Client:	EarthCon Consultants, Inc.	**Client Sample ID:**	DMW-7/DRW-1
Project Name:	AMC Dalton	**Collection Date:**	3/29/2016 2:25:00 PM
Lab ID:	1603S51-002	**Matrix:**	Groundwater

Analyses	Result	Qual	MDL	Reporting Limit	Units	BatchID	DF	Date Analyzed	Analyst
Total Organic Carbon (TOC) by SM5310B									
Organic Carbon, Total	6.37		0.137	1.00	mg/L	R313809	1	04/01/2016 13:50	YS
TCL VOLATILE ORGANICS SW8260B					(SW5030B)				
1,1,1-Trichloroethane	18		0.025	0.50	mg/L	222029	100	04/01/2016 01:53	NP
1,1-Dichloroethane	0.043		0.00025	0.005	mg/L	222029	1	04/01/2016 07:01	NP
1,1-Dichloroethene	18		0.036	0.50	mg/L	222029	100	04/01/2016 01:53	NP
1,2-Dichloroethane	0.12		0.00024	0.005	mg/L	222029	1	04/01/2016 07:01	NP
cis-1,2-Dichloroethene	BRL		0.00027	0.005	mg/L	222029	1	04/01/2016 07:01	NP
Tetrachloroethene	0.003	J	0.00029	0.005	mg/L	222029	1	04/01/2016 07:01	NP
trans-1,2-Dichloroethene	BRL		0.00022	0.005	mg/L	222029	1	04/01/2016 07:01	NP
Trichloroethene	0.019		0.00035	0.005	mg/L	222029	1	04/01/2016 07:01	NP
Vinyl chloride	BRL		0.00042	0.002	mg/L	222029	1	04/01/2016 07:01	NP
Surr: 4-Bromofluorobenzene	82.4		0	70.7-125	%REC	222029	1	04/01/2016 07:01	NP
Surr: 4-Bromofluorobenzene	81.8		0	70.7-125	%REC	222029	100	04/01/2016 01:53	NP
Surr: Dibromofluoromethane	133	S	0	82.2-120	%REC	222029	1	04/01/2016 07:01	NP
Surr: Dibromofluoromethane	115		0	82.2-120	%REC	222029	100	04/01/2016 01:53	NP
Surr: Toluene-d8	87		0	81.8-120	%REC	222029	1	04/01/2016 07:01	NP
Surr: Toluene-d8	89.7		0	81.8-120	%REC	222029	100	04/01/2016 01:53	NP
Sulfide by SM4500-S2-F									
Sulfide	BRL		0.598	1.00	mg/L	R313849	1	04/04/2016 09:00	PF
Inorganic Anions by IC E300.0									
Chloride	119		2.23	20.0	mg/L	R313867	20	03/31/2016 10:04	JW
Nitrogen, Nitrate (As N)	0.0554	J	0.0239	0.250	mg/L	R313867	1	03/30/2016 17:47	JW
Sulfate	7.06		0.101	1.00	mg/L	R313867	1	03/30/2016 17:47	JW
GC Analysis of Gaseous Samples SOP-RSK 175					(RSK175)				
Ethane	BRL		0.0019	0.0090	mg/L	221970	1	03/31/2016 12:50	MD
Ethylene	BRL		0.0035	0.0070	mg/L	221970	1	03/31/2016 12:50	MD
Methane	0.086		0.0012	0.0040	mg/L	221970	1	03/31/2016 12:50	MD
Alkalinity by SM2320B									
Alkalinity, Total (As CaCO3)	290		16.8	30.0	mg/L	R313854	10	04/04/2016 10:00	PF
1,4-Dioxane by SIM GC/MS SW8260B-SIM					(SW5030B)				
1,4-Dioxane	0.038		0.00090	0.0020	mg/L	222102	1	04/01/2016 17:52	NP
Surr: 4-Bromofluorobenzene	102		0	83.1-115	%REC	222102	1	04/01/2016 17:52	NP
Surr: Dibromofluoromethane	83.1		0	80.6-123	%REC	222102	1	04/01/2016 17:52	NP
Surr: Toluene-d8	97.1		0	85-115	%REC	222102	1	04/01/2016 17:52	NP

Qualifiers:

- * Value exceeds maximum contaminant level
- BRL Not detected at MDL
- H Holding times for preparation or analysis exceeded
- N Analyte not NELAC certified
- B Analyte detected in the associated method blank
- NC Not confirmed
- E Estimated value above quantitation range
- S Spike Recovery outside limits due to matrix
- J Estimated value detected below Reporting Limit
- > Greater than Result value
- < Less than Result value
- Narr See case narrative

Analytical Environmental Services, Inc **Date:** 5-May-16

Client:	EarthCon Consultants, Inc.	**Client Sample ID:**	OBG-W7
Project Name:	AMC Dalton	**Collection Date:**	3/29/2016 4:50:00 PM
Lab ID:	1603S51-003	**Matrix:**	Groundwater

Analyses	Result	Qual	MDL	Reporting Limit	Units	BatchID	DF	Date Analyzed	Analyst
Total Organic Carbon (TOC) by SM5310B									
Organic Carbon, Total	4.23		0.137	1.00	mg/L	R313809	1	04/01/2016 14:13	YS
TCL VOLATILE ORGANICS SW8260B					(SW5030B)				
1,1,1-Trichloroethane	4.6		0.012	0.25	mg/L	222029	50	04/01/2016 02:41	NP
1,1-Dichloroethane	0.11		0.00025	0.005	mg/L	222029	1	04/01/2016 07:25	NP
1,1-Dichloroethene	4.9		0.018	0.25	mg/L	222029	50	04/01/2016 02:41	NP
1,2-Dichloroethane	0.029		0.00024	0.005	mg/L	222029	1	04/01/2016 07:25	NP
cis-1,2-Dichloroethene	0.037		0.00027	0.005	mg/L	222029	1	04/01/2016 07:25	NP
Tetrachloroethene	0.024		0.00029	0.005	mg/L	222029	1	04/01/2016 07:25	NP
trans-1,2-Dichloroethene	0.003	J	0.00022	0.005	mg/L	222029	1	04/01/2016 07:25	NP
Trichloroethene	0.042		0.00035	0.005	mg/L	222029	1	04/01/2016 07:25	NP
Vinyl chloride	0.004		0.00042	0.002	mg/L	222029	1	04/01/2016 07:25	NP
Surr: 4-Bromofluorobenzene	85.4		0	70.7-125	%REC	222029	1	04/01/2016 07:25	NP
Surr: 4-Bromofluorobenzene	83.4		0	70.7-125	%REC	222029	50	04/01/2016 02:41	NP
Surr: Dibromofluoromethane	162	S	0	82.2-120	%REC	222029	1	04/01/2016 07:25	NP
Surr: Dibromofluoromethane	112		0	82.2-120	%REC	222029	50	04/01/2016 02:41	NP
Surr: Toluene-d8	88.4		0	81.8-120	%REC	222029	1	04/01/2016 07:25	NP
Surr: Toluene-d8	89		0	81.8-120	%REC	222029	50	04/01/2016 02:41	NP
Sulfide by SM4500-S2-F									
Sulfide	2.00		0.598	1.00	mg/L	R313849	1	04/04/2016 09:00	PF
Inorganic Anions by IC E300.0									
Chloride	48.5		1.11	10.0	mg/L	R313867	10	03/31/2016 10:19	JW
Nitrogen, Nitrate (As N)	0.0478	J	0.0239	0.250	mg/L	R313867	1	03/30/2016 18:03	JW
Sulfate	4.78		0.101	1.00	mg/L	R313867	1	03/30/2016 18:03	JW
GC Analysis of Gaseous Samples SOP-RSK 175					(RSK175)				
Ethane	0.0027	J	0.0019	0.0090	mg/L	221970	1	03/31/2016 12:55	MD
Ethylene	BRL		0.0035	0.0070	mg/L	221970	1	03/31/2016 12:55	MD
Methane	1.2		0.012	0.040	mg/L	221970	10	03/31/2016 13:13	MD
Alkalinity by SM2320B									
Alkalinity, Total (As CaCO3)	280		16.8	30.0	mg/L	R313854	10	04/04/2016 10:00	PF
1,4-Dioxane by SIM GC/MS SW8260B-SIM					(SW5030B)				
1,4-Dioxane	0.057		0.00090	0.0020	mg/L	222102	1	04/01/2016 19:11	NP
Surr: 4-Bromofluorobenzene	100		0	83.1-115	%REC	222102	1	04/01/2016 19:11	NP
Surr: Dibromofluoromethane	108		0	80.6-123	%REC	222102	1	04/01/2016 19:11	NP
Surr: Toluene-d8	97.7		0	85-115	%REC	222102	1	04/01/2016 19:11	NP

Qualifiers:

- * Value exceeds maximum contaminant level
- BRL Not detected at MDL
- H Holding times for preparation or analysis exceeded
- N Analyte not NELAC certified
- B Analyte detected in the associated method blank
- NC Not confirmed
- E Estimated value above quantitation range
- S Spike Recovery outside limits due to matrix
- J Estimated value detected below Reporting Limit
- > Greater than Result value
- < Less than Result value
- Narr See case narrative

Analytical Environmental Services, Inc **Date:** 5-May-16

Client:	EarthCon Consultants, Inc.	**Client Sample ID:**	DUP-1
Project Name:	AMC Dalton	**Collection Date:**	3/29/2016
Lab ID:	1603S51-004	**Matrix:**	Groundwater

Analyses	Result	Qual	MDL	Reporting Limit	Units	BatchID	DF	Date Analyzed	Analyst
TCL VOLATILE ORGANICS SW8260B				(SW5030B)					
1,1,1-Trichloroethane	4 6		0 025	0 50	mg/L	222029	100	04/01/2016 02 17	NP
1,1-Dichloroethane	0 11		0.00025	0 005	mg/L	222029	1	04/01/2016 06 38	NP
1,1-Dichloroethene	5 1		0 036	0 50	mg/L	222029	100	04/01/2016 02 17	NP
1,2-Dichloroethane	0 029		0.00024	0 005	mg/L	222029	1	04/01/2016 06 38	NP
cis-1,2-Dichloroethene	0 036		0.00027	0 005	mg/L	222029	1	04/01/2016 06 38	NP
Tetrachloroethene	0.024		0.00029	0 005	mg/L	222029	1	04/01/2016 06 38	NP
trans-1,2-Dichloroethene	0.003	J	0 00022	0 005	mg/L	222029	1	04/01/2016 06 38	NP
Trichloroethene	0 042		0.00035	0 005	mg/L	222029	1	04/01/2016 06 38	NP
Vinyl chloride	0.004		0.00042	0 002	mg/L	222029	1	04/01/2016 06 38	NP
Surr: 4-Bromofluorobenzene	85 9		0	70 7-125	%REC	222029	1	04/01/2016 06 38	NP
Surr: 4-Bromofluorobenzene	82 4		0	70 7-125	%REC	222029	100	04/01/2016 02 17	NP
Surr: Dibromofluoromethane	160	S	0	82 2-120	%REC	222029	1	04/01/2016 06 38	NP
Surr: Dibromofluoromethane	110		0	82 2-120	%REC	222029	100	04/01/2016 02 17	NP
Surr: Toluene-d8	89 6		0	81 8-120	%REC	222029	1	04/01/2016 06 38	NP
Surr: Toluene-d8	89 9		0	81 8-120	%REC	222029	100	04/01/2016 02 17	NP

Qualifiers:

- * Value exceeds maximum contaminant level
- BRL Not detected at MDL
- H Holding times for preparation or analysis exceeded
- N Analyte not NELAC certified
- B Analyte detected in the associated method blank
- NC Not confirmed
- E Estimated value above quantitation range
- S Spike Recovery outside limits due to matrix
- J Estimated value detected below Reporting Limit
- > Greater than Result value
- < Less than Result value
- Narr See case narrative

Analytical Environmental Services, Inc **Date:** 5-May-16

Client:	EarthCon Consultants, Inc.	**Client Sample ID:**	TRIP BLANK
Project Name:	AMC Dalton	**Collection Date:**	3/29/2016
Lab ID:	1603S51-005	**Matrix:**	Aqueous

Analyses	Result	Qual	MDL	Reporting Limit	Units	BatchID	DF	Date Analyzed	Analyst
TCL VOLATILE ORGANICS SW8260B				(SW5030B)					
1,1,1-Trichloroethane	BRL		0.00025	0.005	mg/L	222029	1	03/31/2016 23:31	NP
1,1-Dichloroethane	BRL		0.00025	0.005	mg/L	222029	1	03/31/2016 23:31	NP
1,1-Dichloroethene	BRL		0.00036	0.005	mg/L	222029	1	03/31/2016 23:31	NP
1,2-Dichloroethane	BRL		0.00024	0.005	mg/L	222029	1	03/31/2016 23:31	NP
cis-1,2-Dichloroethene	BRL		0.00027	0.005	mg/L	222029	1	03/31/2016 23:31	NP
Tetrachloroethene	BRL		0.00029	0.005	mg/L	222029	1	03/31/2016 23:31	NP
trans-1,2-Dichloroethene	BRL		0.00022	0.005	mg/L	222029	1	03/31/2016 23:31	NP
Trichloroethene	BRL		0.00035	0.005	mg/L	222029	1	03/31/2016 23:31	NP
Vinyl chloride	BRL		0.00042	0.002	mg/L	222029	1	03/31/2016 23:31	NP
Surr: 4-Bromofluorobenzene	84.5		0	70.7-125	%REC	222029	1	03/31/2016 23:31	NP
Surr: Dibromofluoromethane	112		0	82.2-120	%REC	222029	1	03/31/2016 23:31	NP
Surr: Toluene-d8	90.9		0	81.8-120	%REC	222029	1	03/31/2016 23:31	NP

Qualifiers:

*	Value exceeds maximum contaminant level	E	Estimated value above quantitation range
BRL	Not detected at MDL	S	Spike Recovery outside limits due to matrix
H	Holding times for preparation or analysis exceeded	J	Estimated value detected below Reporting Limit
N	Analyte not NELAC certified	>	Greater than Result value
B	Analyte detected in the associated method blank	<	Less than Result value
NC	Not confirmed	Narr	See case narrative

Analytical Environmental Services, Inc.

Sample/Cooler Receipt Checklist

Client Earthcon Work Order Number 1603551

Checklist completed by _____ 3/30/16
Signature Date

Carrier name: FedEx__ UPS__ Courier__ Client__ US Mail__ Other _____

Shipping container/cooler in good condition? Yes ✓ No __ Not Present __

Custody seals intact on shipping container/cooler? Yes __ No __ Not Present ✓

Custody seals intact on sample bottles? Yes __ No __ Not Present ✓

Container/Temp Blank temperature in compliance? (0°≤6°C)* Yes ✓ No __

Cooler #1 1.3 Cooler #2 _____ Cooler #3 _____ Cooler #4 _____ Cooler#5 _____ Cooler #6 _____

Chain of custody present? Yes ✓ No __

Chain of custody signed when relinquished and received? Yes ✓ No __

Chain of custody agrees with sample labels? Yes ✓ No __

Samples in proper container/bottle? Yes ✓ No __

Sample containers intact? Yes ✓ No __

Sufficient sample volume for indicated test? Yes ✓ No __

All samples received within holding time? Yes ✓ No __

Was TAT marked on the COC? Yes ✓ No __

Proceed with Standard TAT as per project history? Yes __ No __ Not Applicable ✓

Water - VOA vials have zero headspace? No VOA vials submitted __ Yes __ No __

Water - pH acceptable upon receipt? Yes __ No __ Not Applicable __

Sample Condition: Good ✓ Adjusted? _____ Checked by _____
Other(Explain) _____

(For diffusive samples or AIHA lead) Is a known blank included? Yes __ No ✓

See Case Narrative for resolution of the Non-Conformance.

* Samples do not have to comply with the given range for certain parameters.

\\Aes_server\I\Sample Receipt\My Documents\COCs and pH Adjustment Sheet\Sample_Cooler_Recipt_Checklist_Rev1.rtf

Analytical Environmental Services, Inc

Date: 11-Apr-16

Client: EarthCon Consultants, Inc.
Project Name: AMC Dalton
Lab Order: 1603S51

Dates Report

Lab Sample ID	Client Sample ID	Collection Date	Matrix	Test Name	TCLP Date	Prep Date	Analysis Date
1603S51-001A	DMW-6	3/29/2016 12:20:00PM	Groundwater	Volatile Organic Compounds by GC/MS		4/1/2016 10:26:00AM	04/01/2016
1603S51-001A	DMW-6	3/29/2016 12:20:00PM	Groundwater	TCL VOLATILE ORGANICS		3/31/2016 9:32:00PM	04/01/2016
1603S51-001B	DMW-6	3/29/2016 12:20:00PM	Groundwater	GC Analysis of Gaseous Samples		3/31/2016 9:44:29AM	03/31/2016
1603S51-001C	DMW-6	3/29/2016 12:20:00PM	Groundwater	Alkalinity by SM2320B			04/04/2016
1603S51-001D	DMW-6	3/29/2016 12:20:00PM	Groundwater	Total Organic Carbon by SM5310B			04/01/2016
1603S51-001E	DMW-6	3/29/2016 12:20:00PM	Groundwater	Sulfide by SM4500-S2-F			04/04/2016
1603S51-001F	DMW-6	3/29/2016 12:20:00PM	Groundwater	Inorganic Anions by IC			03/30/2016
1603S51-002A	DMW-7/DRW-1	3/29/2016 2:25:00PM	Groundwater	Volatile Organic Compounds by GC/MS		4/1/2016 10:26:00AM	04/01/2016
1603S51-002A	DMW-7/DRW-1	3/29/2016 2:25:00PM	Groundwater	TCL VOLATILE ORGANICS		3/31/2016 9:32:00PM	04/01/2016
1603S51-002B	DMW-7/DRW-1	3/29/2016 2:25:00PM	Groundwater	GC Analysis of Gaseous Samples		3/31/2016 9:44:29AM	03/31/2016
1603S51-002C	DMW-7/DRW-1	3/29/2016 2:25:00PM	Groundwater	Alkalinity by SM2320B			04/04/2016
1603S51-002D	DMW-7/DRW-1	3/29/2016 2:25:00PM	Groundwater	Total Organic Carbon by SM5310B			04/01/2016
1603S51-002E	DMW-7/DRW-1	3/29/2016 2:25:00PM	Groundwater	Sulfide by SM4500-S2-F			04/04/2016
1603S51-002F	DMW-7/DRW-1	3/29/2016 2:25:00PM	Groundwater	Inorganic Anions by IC			03/30/2016
1603S51-002F	DMW-7/DRW-1	3/29/2016 2:25:00PM	Groundwater	Inorganic Anions by IC			03/31/2016
1603S51-003A	OBG-W7	3/29/2016 4:50:00PM	Groundwater	Volatile Organic Compounds by GC/MS		4/1/2016 10:26:00AM	04/01/2016
1603S51-003A	OBG-W7	3/29/2016 4:50:00PM	Groundwater	TCL VOLATILE ORGANICS		3/31/2016 9:32:00PM	04/01/2016
1603S51-003B	OBG-W7	3/29/2016 4:50:00PM	Groundwater	GC Analysis of Gaseous Samples		3/31/2016 9:44:29AM	03/31/2016
1603S51-003C	OBG-W7	3/29/2016 4:50:00PM	Groundwater	Alkalinity by SM2320B			04/04/2016
1603S51-003D	OBG-W7	3/29/2016 4:50:00PM	Groundwater	Total Organic Carbon by SM5310B			04/01/2016
1603S51-003E	OBG-W7	3/29/2016 4:50:00PM	Groundwater	Sulfide by SM4500-S2-F			04/04/2016
1603S51-003F	OBG-W7	3/29/2016 4:50:00PM	Groundwater	Inorganic Anions by IC			03/30/2016
1603S51-003F	OBG-W7	3/29/2016 4:50:00PM	Groundwater	Inorganic Anions by IC			03/31/2016
1603S51-004A	DUP-1	3/29/2016 12:00:00AM	Groundwater	TCL VOLATILE ORGANICS		3/31/2016 9:32:00PM	04/01/2016
1603S51-005A	TRIP BLANK	3/29/2016 12:00:00AM	Aqueous	TCL VOLATILE ORGANICS		3/31/2016 9:32:00PM	03/31/2016

Client: EarthCon Consultants, Inc.
Project Name: AMC Dalton
Workorder: 1603S51

ANALYTICAL QC SUMMARY REPORT

BatchID: 221970

Sample ID: **MB-221970** Client ID:
SampleType: **MBLK** TestCode: **GC Analysis of Gaseous Samples SOP-RSK 175**
Units: **mg/L** Prep Date: **03/31/2016** Run No: **313645**
BatchID: **221970** Analysis Date: **03/31/2016** Seq No: **6747556**

Analyte	Result	RPT Limit	SPK value	SPK Ref Val	%REC	Low Limit	High Limit	RPD Ref Val	%RPD	RPD Limit	Qual
Ethane	BRL	0.0090									
Ethylene	BRL	0.0070									
Methane	BRL	0.0040									

Sample ID: **LCS-221970** Client ID:
SampleType: **LCS** TestCode: **GC Analysis of Gaseous Samples SOP-RSK 175**
Units: **mg/L** Prep Date: **03/31/2016** Run No: **313645**
BatchID: **221970** Analysis Date: **03/31/2016** Seq No: **6747557**

Analyte	Result	RPT Limit	SPK value	SPK Ref Val	%REC	Low Limit	High Limit	RPD Ref Val	%RPD	RPD Limit	Qual
Ethane	0.1110	0.0090	200.0		55.5	40.9	115				
Ethylene	0.07364	0.0070	200.0		36.8	26.8	115				
Methane	0.1236	0.0040	200.0		61.8	45.9	115				

Sample ID: **LCSD-221970** Client ID:
SampleType: **LCSD** TestCode: **GC Analysis of Gaseous Samples SOP-RSK 175**
Units: **mg/L** Prep Date: **03/31/2016** Run No: **313645**
BatchID: **221970** Analysis Date: **03/31/2016** Seq No: **6747558**

Analyte	Result	RPT Limit	SPK value	SPK Ref Val	%REC	Low Limit	High Limit	RPD Ref Val	%RPD	RPD Limit	Qual
Ethane	0.1035	0.0090	200.0		51.8	40.9	115	111.0	6.93	20	
Ethylene	0.07043	0.0070	200.0		35.2	26.8	115	73.64	4.46	20	
Methane	0.1168	0.0040	200.0		58.4	45.9	115	123.6	5.70	20	

Sample ID: **1603R58-001BMS** Client ID:
SampleType: **MS** TestCode: **GC Analysis of Gaseous Samples SOP-RSK 175**
Units: **mg/L** Prep Date: **03/31/2016** Run No: **313645**
BatchID: **221970** Analysis Date: **03/31/2016** Seq No: **6747584**

Analyte	Result	RPT Limit	SPK value	SPK Ref Val	%REC	Low Limit	High Limit	RPD Ref Val	%RPD	RPD Limit	Qual
Ethane	0.1033	0.0090	200.0		51.7	40.5	115				
Ethylene	0.06964	0.0070	200.0		34.8	23	115				
Methane	0.1172	0.0040	200.0	1.950	57.6	40	115				

Qualifiers:

>	Greater than Result value	<	Less than Result value	B	Analyte detected in the associated method blank
BRL	Below reporting limit	E	Estimated (value above quantitation range)	H	Holding times for preparation or analysis exceeded
J	Estimated value detected below Reporting Limit	N	Analyte not NELAC certified	R	RPD outside limits due to matrix
Rpt Lim	Reporting Limit	S	Spike Recovery outside limits due to matrix		

Client: EarthCon Consultants, Inc.
Project Name: AMC Dalton
Workorder: 1603S51

ANALYTICAL QC SUMMARY REPORT

BatchID: 221970

Sample ID: **1603R58-001BMSD** Client ID:
SampleType: **MSD** TestCode: **GC Analysis of Gaseous Samples SOP-RSK 175**
Units: **mg/L** Prep Date: **03/31/2016** Run No: **313645**
BatchID: **221970** Analysis Date: **03/31/2016** Seq No: **6747585**

Analyte	Result	RPT Limit	SPK value	SPK Ref Val	%REC	Low Limit	High Limit	RPD Ref Val	%RPD	RPD Limit	Qual
Ethane	0.09826	0.0090	200.0		49.1	40.5	115	103.3	5.00	20	
Ethylene	0.06771	0.0070	200.0		33.9	23	115	69.64	2.81	20	
Methane	0.1105	0.0040	200.0	1.950	54.3	40	115	117.2	5.86	20	

Qualifiers:

>	Greater than Result value	<	Less than Result value	B	Analyte detected in the associated method blank
BRL	Below reporting limit	E	Estimated (value above quantitation range)	H	Holding times for preparation or analysis exceeded
J	Estimated value detected below Reporting Limit	N	Analyte not NELAC certified	R	RPD outside limits due to matrix
Rpt Lim	Reporting Limit	S	Spike Recovery outside limits due to matrix		

Client: EarthCon Consultants, Inc.
Project Name: AMC Dalton
Workorder: 1603S51

ANALYTICAL QC SUMMARY REPORT

BatchID: 222029

Sample ID: **MB-222029** Client ID: Units: **mg/L** Prep Date: **03/31/2016** Run No: **313728**
SampleType: **MBLK** TestCode: **TCL VOLATILE ORGANICS SW8260B** BatchID: **222029** Analysis Date: **03/31/2016** Seq No: **6748842**

Analyte	Result	RPT Limit	SPK value	SPK Ref Val	%REC	Low Limit	High Limit	RPD Ref Val	%RPD	RPD Limit	Qual
1,1,1-Trichloroethane	BRL	0.005									
1,1-Dichloroethane	BRL	0.005									
1,1-Dichloroethene	BRL	0.005									
1,2-Dichloroethane	BRL	0.005									
cis-1,2-Dichloroethene	BRL	0.005									
Tetrachloroethene	BRL	0.005									
trans-1,2-Dichloroethene	BRL	0.005									
Trichloroethene	BRL	0.005									
Vinyl chloride	BRL	0.002									
Surr: 4-Bromofluorobenzene	0.04194	0	50.00		83.9	70.7	125				
Surr: Dibromofluoromethane	0.05495	0	50.00		110	82.2	120				
Surr: Toluene-d8	0.04584	0	50.00		91.7	81.8	120				

Sample ID: **LCS-222029** Client ID: Units: **mg/L** Prep Date: **03/31/2016** Run No: **313728**
SampleType: **LCS** TestCode: **TCL VOLATILE ORGANICS SW8260B** BatchID: **222029** Analysis Date: **03/31/2016** Seq No: **6748841**

Analyte	Result	RPT Limit	SPK value	SPK Ref Val	%REC	Low Limit	High Limit	RPD Ref Val	%RPD	RPD Limit	Qual
1,1-Dichloroethene	0.04218	0.005	50.00		84.4	65.3	137				
Trichloroethene	0.04152	0.005	50.00		83.0	73.1	128				
Surr: 4-Bromofluorobenzene	0.04260	0	50.00		85.2	70.7	125				
Surr: Dibromofluoromethane	0.05214	0	50.00		104	82.2	120				
Surr: Toluene-d8	0.04468	0	50.00		89.4	81.8	120				

Sample ID: **1603R58-001AMS** Client ID: Units: **mg/L** Prep Date: **03/31/2016** Run No: **313728**
SampleType: **MS** TestCode: **TCL VOLATILE ORGANICS SW8260B** BatchID: **222029** Analysis Date: **04/01/2016** Seq No: **6748849**

Analyte	Result	RPT Limit	SPK value	SPK Ref Val	%REC	Low Limit	High Limit	RPD Ref Val	%RPD	RPD Limit	Qual
1,1-Dichloroethene	4.443	0.50	5000		88.9	60	150				

Qualifiers:
> Greater than Result value
< Less than Result value
B Analyte detected in the associated method blank
BRL Below reporting limit
E Estimated (value above quantitation range)
H Holding times for preparation or analysis exceeded
J Estimated value detected below Reporting Limit
N Analyte not NELAC certified
R RPD outside limits due to matrix
Rpt Lim Reporting Limit
S Spike Recovery outside limits due to matrix

Client: EarthCon Consultants, Inc.
Project Name: AMC Dalton
Workorder: 1603S51

ANALYTICAL QC SUMMARY REPORT

BatchID: 222029

Sample ID: **1603R58-001AMS** Client ID:
SampleType: **MS** TestCode: **TCL VOLATILE ORGANICS SW8260B**
Units: **mg/L** Prep Date: **03/31/2016** Run No: **313728**
BatchID: **222029** Analysis Date: **04/01/2016** Seq No: **6748849**

Analyte	Result	RPT Limit	SPK value	SPK Ref Val	%REC	Low Limit	High Limit	RPD Ref Val	%RPD	RPD Limit	Qual
Trichloroethene	4.195	0.50	5000		83.9	70	136				
Surr: 4-Bromofluorobenzene	4.222	0	5000		84.4	70.7	125				
Surr: Dibromofluoromethane	5.402	0	5000		108	82.2	120				
Surr: Toluene-d8	4.491	0	5000		89.8	81.8	120				

Sample ID: **1603R58-001AMSD** Client ID:
SampleType: **MSD** TestCode: **TCL VOLATILE ORGANICS SW8260B**
Units: **mg/L** Prep Date: **03/31/2016** Run No: **313728**
BatchID: **222029** Analysis Date: **04/01/2016** Seq No: **6748850**

Analyte	Result	RPT Limit	SPK value	SPK Ref Val	%REC	Low Limit	High Limit	RPD Ref Val	%RPD	RPD Limit	Qual
1,1-Dichloroethene	4.438	0.50	5000		88.8	60	150	4443	0.113	17.7	
Trichloroethene	4.167	0.50	5000		83.3	70	136	4195	0.670	20	
Surr: 4-Bromofluorobenzene	4.230	0	5000		84.6	70.7	125	4222	0	0	
Surr: Dibromofluoromethane	5.317	0	5000		106	82.2	120	5402	0	0	
Surr: Toluene-d8	4.491	0	5000		89.8	81.8	120	4491	0	0	

Qualifiers:

>	Greater than Result value	<	Less than Result value	B	Analyte detected in the associated method blank
BRL	Below reporting limit	E	Estimated (value above quantitation range)	H	Holding times for preparation or analysis exceeded
J	Estimated value detected below Reporting Limit	N	Analyte not NELAC certified	R	RPD outside limits due to matrix
Rpt Lim	Reporting Limit	S	Spike Recovery outside limits due to matrix		

Client: EarthCon Consultants, Inc.
Project Name: AMC Dalton
Workorder: 1603S51

ANALYTICAL QC SUMMARY REPORT

BatchID: 222102

Sample ID: MB-222102	Client ID:				Units: mg/L		Prep Date: 04/01/2016		Run No: 313821	
SampleType: MBLK	TestCode: 1,4-Dioxane by SIM GC/MS SW8260B-SIM				BatchID: 222102		Analysis Date: 04/01/2016		Seq No: 6750768	
Analyte	Result	RPT Limit	SPK value	SPK Ref Val	%REC	Low Limit	High Limit	RPD Ref Val	%RPD	RPD Limit Qual
1,4-Dioxane	BRL	0.0050								
Surr: 4-Bromofluorobenzene	0.04862	0	50.00		97.2	83.1	115			
Surr: Dibromofluoromethane	0.05093	0	50.00		102	80.6	123			
Surr: Toluene-d8	0.05008	0	50.00		100	85	115			

Sample ID: LCS-222102	Client ID:				Units: mg/L		Prep Date: 04/01/2016		Run No: 313821	
SampleType: LCS	TestCode: 1,4-Dioxane by SIM GC/MS SW8260B-SIM				BatchID: 222102		Analysis Date: 04/01/2016		Seq No: 6750767	
Analyte	Result	RPT Limit	SPK value	SPK Ref Val	%REC	Low Limit	High Limit	RPD Ref Val	%RPD	RPD Limit Qual
1,4-Dioxane	0.01194	0.0050	10.00		119	68.2	133			
Surr: 4-Bromofluorobenzene	0.04984	0	50.00		99.7	83.1	115			
Surr: Dibromofluoromethane	0.05154	0	50.00		103	80.6	123			
Surr: Toluene-d8	0.05105	0	50.00		102	85	115			

Sample ID: 1603T80-019AMS	Client ID:				Units: mg/L		Prep Date: 04/01/2016		Run No: 313821	
SampleType: MS	TestCode: 1,4-Dioxane by SIM GC/MS SW8260B-SIM				BatchID: 222102		Analysis Date: 04/01/2016		Seq No: 6750788	
Analyte	Result	RPT Limit	SPK value	SPK Ref Val	%REC	Low Limit	High Limit	RPD Ref Val	%RPD	RPD Limit Qual
1,4-Dioxane	0.02170	0.0050	10.00	13.95	77.5	53	135			
Surr: 4-Bromofluorobenzene	0.05073	0	50.00		101	83.1	115			
Surr: Dibromofluoromethane	0.05079	0	50.00		102	80.6	123			
Surr: Toluene-d8	0.05055	0	50.00		101	85	115			

Sample ID: 1603T80-019AMSD	Client ID:				Units: mg/L		Prep Date: 04/01/2016		Run No: 313821	
SampleType: MSD	TestCode: 1,4-Dioxane by SIM GC/MS SW8260B-SIM				BatchID: 222102		Analysis Date: 04/01/2016		Seq No: 6750789	
Analyte	Result	RPT Limit	SPK value	SPK Ref Val	%REC	Low Limit	High Limit	RPD Ref Val	%RPD	RPD Limit Qual
1,4-Dioxane	0.02517	0.0050	10.00	13.95	112	53	135	21.70	14.8	34.4

Qualifiers:

>	Greater than Result value	<	Less than Result value	B	Analyte detected in the associated method blank
BRL	Below reporting limit	E	Estimated (value above quantitation range)	H	Holding times for preparation or analysis exceeded
J	Estimated value detected below Reporting Limit	N	Analyte not NELAC certified	R	RPD outside limits due to matrix
Rpt Lim	Reporting Limit	S	Spike Recovery outside limits due to matrix		

Client: EarthCon Consultants, Inc.
Project Name: AMC Dalton
Workorder: 1603S51

ANALYTICAL QC SUMMARY REPORT

BatchID: 222102

Sample ID: **1603T80-019AMSD** Client ID: Units: **mg/L** Prep Date: **04/01/2016** Run No: **313821**
SampleType: **MSD** TestCode: **1,4-Dioxane by SIM GC/MS SW8260B-SIM** BatchID: **222102** Analysis Date: **04/01/2016** Seq No: **6750789**

Analyte	Result	RPT Limit	SPK value	SPK Ref Val	%REC	Low Limit	High Limit	RPD Ref Val	%RPD	RPD Limit	Qual
Surr: 4-Bromofluorobenzene	0.05062	0	50.00		101	83.1	115	50.73	0	0	
Surr: Dibromofluoromethane	0.05080	0	50.00		102	80.6	123	50.79	0	0	
Surr: Toluene-d8	0.05053	0	50.00		101	85	115	50.55	0	0	

Qualifiers:

>	Greater than Result value	<	Less than Result value	B	Analyte detected in the associated method blank
BRL	Below reporting limit	E	Estimated (value above quantitation range)	H	Holding times for preparation or analysis exceeded
J	Estimated value detected below Reporting Limit	N	Analyte not NELAC certified	R	RPD outside limits due to matrix
Rpt Lim	Reporting Limit	S	Spike Recovery outside limits due to matrix		

Client: EarthCon Consultants, Inc.
Project Name: AMC Dalton
Workorder: 1603S51

ANALYTICAL QC SUMMARY REPORT

BatchID: R313809

Sample ID: MB-R313809	Client ID:				Units: mg/L	Prep Date:		Run No: 313809	
SampleType: MBLK	TestCode: Total Organic Carbon (TOC) by SM5310B				BatchID: R313809	Analysis Date: 04/01/2016		Seq No: 6750606	
Analyte	Result	RPT Limit	SPK value	SPK Ref Val	%REC	Low Limit	High Limit	RPD Ref Val	%RPD	RPD Limit	Qual
Organic Carbon, Total	BRL	1.00									

Sample ID: LCS-R313809	Client ID:				Units: mg/L	Prep Date:		Run No: 313809	
SampleType: LCS	TestCode: Total Organic Carbon (TOC) by SM5310B				BatchID: R313809	Analysis Date: 04/01/2016		Seq No: 6750605	
Analyte	Result	RPT Limit	SPK value	SPK Ref Val	%REC	Low Limit	High Limit	RPD Ref Val	%RPD	RPD Limit	Qual
Organic Carbon, Total	25.54	1.00	25.00		102	90	110				

Sample ID: 1603S50-001DMS	Client ID:				Units: mg/L	Prep Date:		Run No: 313809	
SampleType: MS	TestCode: Total Organic Carbon (TOC) by SM5310B				BatchID: R313809	Analysis Date: 04/01/2016		Seq No: 6750617	
Analyte	Result	RPT Limit	SPK value	SPK Ref Val	%REC	Low Limit	High Limit	RPD Ref Val	%RPD	RPD Limit	Qual
Organic Carbon, Total	23.79	1.00	25.00	1.628	88.6	80	120				

Sample ID: 1603S50-001DMSD	Client ID:				Units: mg/L	Prep Date:		Run No: 313809	
SampleType: MSD	TestCode: Total Organic Carbon (TOC) by SM5310B				BatchID: R313809	Analysis Date: 04/01/2016		Seq No: 6750618	
Analyte	Result	RPT Limit	SPK value	SPK Ref Val	%REC	Low Limit	High Limit	RPD Ref Val	%RPD	RPD Limit	Qual
Organic Carbon, Total	24.50	1.00	25.00	1.628	91.5	80	120	23.79	2.94	20	

Qualifiers:

>	Greater than Result value	<	Less than Result value	B	Analyte detected in the associated method blank
BRL	Below reporting limit	E	Estimated (value above quantitation range)	H	Holding times for preparation or analysis exceeded
J	Estimated value detected below Reporting Limit	N	Analyte not NELAC certified	R	RPD outside limits due to matrix
Rpt Lim	Reporting Limit	S	Spike Recovery outside limits due to matrix		

Client: EarthCon Consultants, Inc.
Project Name: AMC Dalton
Workorder: 1603S51

ANALYTICAL QC SUMMARY REPORT

BatchID: R313849

Sample ID: MB-R313849	Client ID:				Units: mg/L	Prep Date:		Run No: 313849	
SampleType: MBLK	TestCode: Sulfide by SM4500-S2-F				BatchID: R313849	Analysis Date: 04/04/2016		Seq No: 6751143	
Analyte	Result	RPT Limit	SPK value	SPK Ref Val	%REC	Low Limit	High Limit	RPD Ref Val	%RPD	RPD Limit	Qual
Sulfide	BRL	1.00									

Sample ID: LCS-R313849	Client ID:				Units: mg/L	Prep Date:		Run No: 313849	
SampleType: LCS	TestCode: Sulfide by SM4500-S2-F				BatchID: R313849	Analysis Date: 04/04/2016		Seq No: 6751144	
Analyte	Result	RPT Limit	SPK value	SPK Ref Val	%REC	Low Limit	High Limit	RPD Ref Val	%RPD	RPD Limit	Qual
Sulfide	228.0	1.00	228.0		100	90	110				

Sample ID: 1603R58-001EMS	Client ID:				Units: mg/L	Prep Date:		Run No: 313849	
SampleType: MS	TestCode: Sulfide by SM4500-S2-F				BatchID: R313849	Analysis Date: 04/04/2016		Seq No: 6751149	
Analyte	Result	RPT Limit	SPK value	SPK Ref Val	%REC	Low Limit	High Limit	RPD Ref Val	%RPD	RPD Limit	Qual
Sulfide	10.60	1.00	11.40	1.000	84.2	80	120				

Sample ID: 1603R58-001EMSD	Client ID:				Units: mg/L	Prep Date:		Run No: 313849	
SampleType: MSD	TestCode: Sulfide by SM4500-S2-F				BatchID: R313849	Analysis Date: 04/04/2016		Seq No: 6751150	
Analyte	Result	RPT Limit	SPK value	SPK Ref Val	%REC	Low Limit	High Limit	RPD Ref Val	%RPD	RPD Limit	Qual
Sulfide	11.00	1.00	11.40	1.000	87.7	80	120	10.60	3.70	20	

Qualifiers:

>	Greater than Result value	<	Less than Result value	B	Analyte detected in the associated method blank
BRL	Below reporting limit	E	Estimated (value above quantitation range)	H	Holding times for preparation or analysis exceeded
J	Estimated value detected below Reporting Limit	N	Analyte not NELAC certified	R	RPD outside limits due to matrix
Rpt Lim	Reporting Limit	S	Spike Recovery outside limits due to matrix		

Client: EarthCon Consultants, Inc.
Project Name: AMC Dalton
Workorder: 1603S51

ANALYTICAL QC SUMMARY REPORT

BatchID: R313854

Sample ID: MB-R313854	Client ID:				Units: mg/L	Prep Date:		Run No: 313854	
SampleType: MBLK	TestCode: Alkalinity by SM2320B				BatchID: R313854	Analysis Date: 04/04/2016		Seq No: 6751211	
Analyte	Result	RPT Limit	SPK value	SPK Ref Val	%REC	Low Limit	High Limit	RPD Ref Val	%RPD	RPD Limit	Qual
Alkalinity, Total (As CaCO3)	BRL	3.00									

Sample ID: LCS-R313854	Client ID:				Units: mg/L	Prep Date:		Run No: 313854	
SampleType: LCS	TestCode: Alkalinity by SM2320B				BatchID: R313854	Analysis Date: 04/04/2016		Seq No: 6751212	
Analyte	Result	RPT Limit	SPK value	SPK Ref Val	%REC	Low Limit	High Limit	RPD Ref Val	%RPD	RPD Limit	Qual
Alkalinity, Total (As CaCO3)	122.0	3.00	125.0		97.6	75	125				

Sample ID: 1603T80-008DDUP	Client ID:				Units: mg/L	Prep Date:		Run No: 313854	
SampleType: DUP	TestCode: Alkalinity by SM2320B				BatchID: R313854	Analysis Date: 04/04/2016		Seq No: 6751224	
Analyte	Result	RPT Limit	SPK value	SPK Ref Val	%REC	Low Limit	High Limit	RPD Ref Val	%RPD	RPD Limit	Qual
Alkalinity, Total (As CaCO3)	210.0	30.0		210.0				210.0	0	30	

Qualifiers:

>	Greater than Result value	<	Less than Result value	B	Analyte detected in the associated method blank
BRL	Below reporting limit	E	Estimated (value above quantitation range)	H	Holding times for preparation or analysis exceeded
J	Estimated value detected below Reporting Limit	N	Analyte not NELAC certified	R	RPD outside limits due to matrix
Rpt Lim	Reporting Limit	S	Spike Recovery outside limits due to matrix		

Client: EarthCon Consultants, Inc.
Project Name: AMC Dalton
Workorder: 1603S51

ANALYTICAL QC SUMMARY REPORT

BatchID: R313867

Sample ID: MB-R313867	Client ID:			Units: mg/L	Prep Date:	Run No: 313867
SampleType: MBLK	TestCode: Inorganic Anions by IC	E300.0		BatchID: R313867	Analysis Date: 03/30/2016	Seq No: 6751610

Analyte	Result	RPT Limit	SPK value	SPK Ref Val	%REC	Low Limit	High Limit	RPD Ref Val	%RPD	RPD Limit	Qual
Chloride	0.1249	1.00									J
Nitrogen, Nitrate (As N)	BRL	0.250									
Sulfate	BRL	1.00									

Sample ID: LCS-R313867	Client ID:			Units: mg/L	Prep Date:	Run No: 313867
SampleType: LCS	TestCode: Inorganic Anions by IC	E300.0		BatchID: R313867	Analysis Date: 03/30/2016	Seq No: 6751609

Analyte	Result	RPT Limit	SPK value	SPK Ref Val	%REC	Low Limit	High Limit	RPD Ref Val	%RPD	RPD Limit	Qual
Chloride	5.112	1.00	5.000	0.1249	99.7	90	110				
Nitrogen, Nitrate (As N)	5.327	0.250	5.000		107	90	110				
Sulfate	24.12	1.00	25.00		96.5	90	110				

Sample ID: 1603S64-002BMS	Client ID:			Units: mg/L	Prep Date:	Run No: 313867
SampleType: MS	TestCode: Inorganic Anions by IC	E300.0		BatchID: R313867	Analysis Date: 03/30/2016	Seq No: 6751621

Analyte	Result	RPT Limit	SPK value	SPK Ref Val	%REC	Low Limit	High Limit	RPD Ref Val	%RPD	RPD Limit	Qual
Chloride	82.90	10.0	50.00	37.12	91.6	90	110				
Nitrogen, Nitrate (As N)	58.15	2.50	50.00	6.636	103	90	110				
Sulfate	269.4	10.0	250.0	28.99	96.2	90	110				

Sample ID: 1603S64-002BMSD	Client ID:			Units: mg/L	Prep Date:	Run No: 313867
SampleType: MSD	TestCode: Inorganic Anions by IC	E300.0		BatchID: R313867	Analysis Date: 03/30/2016	Seq No: 6751622

Analyte	Result	RPT Limit	SPK value	SPK Ref Val	%REC	Low Limit	High Limit	RPD Ref Val	%RPD	RPD Limit	Qual
Chloride	83.14	10.0	50.00	37.12	92.0	90	110	82.90	0.287	20	
Nitrogen, Nitrate (As N)	58.88	2.50	50.00	6.636	104	90	110	58.15	1.24	20	
Sulfate	271.9	10.0	250.0	28.99	97.2	90	110	269.4	0.930	20	

Qualifiers:

>	Greater than Result value	<	Less than Result value	B	Analyte detected in the associated method blank
BRL	Below reporting limit	E	Estimated (value above quantitation range)	H	Holding times for preparation or analysis exceeded
J	Estimated value detected below Reporting Limit	N	Analyte not NELAC certified	R	RPD outside limits due to matrix
Rpt Lim	Reporting Limit	S	Spike Recovery outside limits due to matrix		

AES

ANALYTICAL ENVIRONMENTAL SERVICES, INC.

May 03, 2016

Danielle Edwards
EarthCon Consultants, Inc.
1880 West Oak Parkway
Marietta GA 30062

TEL: (770) 973-2100
FAX: (770) 973-7395

RE: AMC Dalton

Dear Danielle Edwards: Order No: 1603T44

Analytical Environmental Services, Inc. received 3 samples on 3/31/2016 10:28:00 AM for the analyses presented in following report.

No problems were encountered during the analyses. Additionally, all results for the associated Quality Control samples were within EPA and/or AES established limits. Any discrepancies associated with the analyses contained herein will be noted and submitted in the form of a project Case Narrative.
AES's accreditations are as follows:
-NELAC/Florida State Laboratory ID E87582 for analysis of Non-Potable Water, Solid & Chemical Materials, and Drinking Water Microbiology, effective 07/01/15-06/30/16.
-NELAC/Louisiana Agency Interest No. 100818 for or analysis of Non-Potable Water and Solid & Chemical Materials, effective 07/01/15-06/30/16.
-NELAC/Texas Certificate No. T104704509-16-6 for or analysis of Non-Potable Water and Solid & Chemical Materials, effective 03/01/16-02/28/17.
-AIHA-LAP, LLC Laboratory ID: 100671 for Industrial Hygiene samples (Organics, Inorganics), Environmental Lead (Paint, Soil, Dust Wipes, Air), and Environmental Microbiology (Fungal) Direct Examination, effective until 09/01/17.

Chris Pafford
Project Manager

Revision 5/3/2016

ANALYTICAL ENVIRONMENTAL SERVICES, INC

3785 Presidential Parkway, Atlanta GA 30340-3704
TEL.: (770) 457-8177 / TOLL-FREE (800) 972-4889 / FAX: (770) 457-8188

CHAIN OF CUSTODY

Work Order: 1603T44

Date: 3/29/16 - 3/30/16 Page 1 of 1

COMPANY: Earthcon Consultants, Inc

ADDRESS: 1880 West Oak Pkwy
Bldg 100 Suite 106
Marietta, GA 30062

PHONE: 770-973-2100

FAX: 770-973-7395

SAMPLED BY: Keaton Henry

SIGNATURE:

#	SAMPLE ID	SAMPLED DATE	SAMPLED TIME	Grab	Composite	Matrix (See codes)	VOC	GC Analysis 1,4 Dioxane	Alkalinity	TOC	Sulfide (NaOH+ZN)	Ion Scan								No # of Containers
	PRESERVATION (See codes)						H+I	H+I	H+I	I	S+I	O	I							
1	DMW-9 / DRW-3	03/29/16	14:15	✓		GW	2	2	2	1	1	1	1							10
2	MW-24	03/30/16	8:50	✓		GW	2	2	2	1	1	1	1							10
3	Trip Blank	03/29/16	—	✓			2													2
4																				
5																				
6																				
7																				
8																				
9																				
10																				
11																				
12																				
13																				
14																				

ANALYSIS REQUESTED

Visit our website www.aesatlanta.com to check on the status of your results, place bottle orders, etc.

REMARKS

RELINQUISHED BY	DATE/TIME	RECEIVED BY	DATE/TIME
1: K Henry	3/31/2016 10:28	1: [illegible]	3-31-16 10:28
2:		2:	
3:		3:	

PROJECT INFORMATION

PROJECT NAME: AMC Dalton

PROJECT #: 02.20140392.16

SITE ADDRESS:

SEND REPORT TO: Danielle Edwards

INVOICE TO:
(IF DIFFERENT FROM ABOVE)

QUOTE #: PO#:

RECEIPT

Total # of Containers: 22

Turnaround Time Request
- (●) Standard 5 Business Days
- ( ) 2 Business Day Rush
- ( ) Next Business Day Rush
- ( ) Same Day Rush (auth req.)
- ( ) Other

STATE PROGRAM (if any):

E-mail? Y / N; Fax? Y / N

DATA PACKAGE: I II III IV

SPECIAL INSTRUCTIONS/COMMENTS:
Nitrates: 48 hr hold time

SHIPMENT METHOD

OUT / / VIA:

IN / / VIA:

(CLIENT) FedEx UPS MAIL COURIER

GREYHOUND OTHER

SAMPLES RECEIVED AFTER 3PM OR SATURDAY ARE CONSIDERED AS RECEIVED ON THE NEXT BUSINESS DAY; IF NO TAT IS MARKED ON COC AES WILL PROCEED AS STANDARD TAT.

SAMPLES ARE DISPOSED OF 30 DAYS AFTER COMPLETION OF REPORT UNLESS OTHER ARRANGEMENTS ARE MADE.

MATRIX CODES: A = Air GW = Groundwater SE = Sediment SO = Soil SW = Surface Water W = Water (Blanks) O = Other (specify)

PRESERVATIVE CODES: H+I = Hydrochloric acid + ice I = Ice only N = Nitric acid S+I = Sulfuric acid + ice S/M+I = Sodium Bisulfate/Methanol + ice O = Other (specify) NA = None

White Copy - Original; Yellow Copy - Client

Analytical Environmental Services, Inc

Date: 5-May-16

Client:	EarthCon Consultants, Inc.
Project:	AMC Dalton
Lab ID:	1603T44

Case Narrative

At the client's request a revised report was made to not include Methylene Chloride by method 8260.

Analytical Environmental Services, Inc **Date:** 5-May-16

Client:	EarthCon Consultants, Inc.	**Client Sample ID:**	DMW-9/DRW-3
Project Name:	AMC Dalton	**Collection Date:**	3/29/2016 7:15:00 PM
Lab ID:	1603T44-001	**Matrix:**	Groundwater

Analyses	Result	Qual	MDL	Reporting Limit	Units	BatchID	DF	Date Analyzed	Analyst
Total Organic Carbon (TOC) by SM5310B									
Organic Carbon, Total	1.32		0.137	1.00	mg/L	R314112	1	04/05/2016 18:37	YS
TCL VOLATILE ORGANICS SW8260B					(SW5030B)				
1,1,1-Trichloroethane	0.90		0.0025	0.050	mg/L	222029	10	04/01/2016 15:13	AR
1,1-Dichloroethane	0.074		0.00025	0.005	mg/L	222029	1	04/01/2016 14:44	AR
1,1-Dichloroethene	1.5		0.0036	0.050	mg/L	222029	10	04/01/2016 15:13	AR
1,2-Dichloroethane	BRL		0.00024	0.005	mg/L	222029	1	04/01/2016 14:44	AR
cis-1,2-Dichloroethene	0.057		0.00027	0.005	mg/L	222029	1	04/01/2016 14:44	AR
Tetrachloroethene	BRL		0.00029	0.005	mg/L	222029	1	04/01/2016 14:44	AR
trans-1,2-Dichloroethene	0.006		0.00022	0.005	mg/L	222029	1	04/01/2016 14:44	AR
Trichloroethene	BRL		0.00035	0.005	mg/L	222029	1	04/01/2016 14:44	AR
Vinyl chloride	0.011		0.00042	0.002	mg/L	222029	1	04/01/2016 14:44	AR
Surr: 4-Bromofluorobenzene	99.5		0	70.7-125	%REC	222029	1	04/01/2016 14:44	AR
Surr: 4-Bromofluorobenzene	94.5		0	70.7-125	%REC	222029	10	04/01/2016 15:13	AR
Surr: Dibromofluoromethane	105		0	82.2-120	%REC	222029	1	04/01/2016 14:44	AR
Surr: Dibromofluoromethane	95.7		0	82.2-120	%REC	222029	10	04/01/2016 15:13	AR
Surr: Toluene-d8	97.6		0	81.8-120	%REC	222029	1	04/01/2016 14:44	AR
Surr: Toluene-d8	95.9		0	81.8-120	%REC	222029	10	04/01/2016 15:13	AR
Sulfide by SM4500-S2-F									
Sulfide	0.800	J	0.598	1.00	mg/L	R313849	1	04/04/2016 09:00	PF
Inorganic Anions by IC E300.0									
Chloride	26.0		0.556	5.00	mg/L	R313885	5	03/31/2016 14:43	JW
Nitrogen, Nitrate (As N)	0.117	J	0.0239	0.250	mg/L	R313885	1	03/31/2016 12:27	JW
Sulfate	2.36		0.101	1.00	mg/L	R313885	1	03/31/2016 12:27	JW
GC Analysis of Gaseous Samples SOP-RSK 175					(RSK175)				
Ethane	BRL		0.0019	0.0090	mg/L	221970	1	03/31/2016 15:00	MD
Ethylene	BRL		0.0035	0.0070	mg/L	221970	1	03/31/2016 15:00	MD
Methane	0.13		0.0012	0.0040	mg/L	221970	1	03/31/2016 15:00	MD
Alkalinity by SM2320B									
Alkalinity, Total (As CaCO3)	138		1.68	3.00	mg/L	R314105	1	04/06/2016 11:00	PF
1,4-Dioxane by SIM GC/MS SW8260B-SIM					(SW5030B)				
1,4-Dioxane	0.020		0.00090	0.0020	mg/L	222102	1	04/01/2016 18:19	NP
Surr: 4-Bromofluorobenzene	101		0	83.1-115	%REC	222102	1	04/01/2016 18:19	NP
Surr: Dibromofluoromethane	105		0	80.6-123	%REC	222102	1	04/01/2016 18:19	NP
Surr: Toluene-d8	98.7		0	85-115	%REC	222102	1	04/01/2016 18:19	NP

Qualifiers:

- * Value exceeds maximum contaminant level
- BRL Not detected at MDL
- H Holding times for preparation or analysis exceeded
- N Analyte not NELAC certified
- B Analyte detected in the associated method blank
- NC Not confirmed
- E Estimated value above quantitation range
- S Spike Recovery outside limits due to matrix
- J Estimated value detected below Reporting Limit
- > Greater than Result value
- < Less than Result value
- Narr See case narrative

Analytical Environmental Services, Inc **Date:** 5-May-16

Client:	EarthCon Consultants, Inc.	**Client Sample ID:**	MW-24
Project Name:	AMC Dalton	**Collection Date:**	3/30/2016 8:50:00 AM
Lab ID:	1603T44-002	**Matrix:**	Groundwater

Analyses	Result	Qual	MDL	Reporting Limit	Units	BatchID	DF	Date Analyzed	Analyst
Total Organic Carbon (TOC) by SM5310B									
Organic Carbon, Total	BRL		0.137	1.00	mg/L	R314112	1	04/05/2016 18:58	YS
TCL VOLATILE ORGANICS SW8260B					(SW5030B)				
1,1,1-Trichloroethane	6.2		0.012	0.25	mg/L	222029	50	04/01/2016 16:40	AR
1,1-Dichloroethane	0.97		0.012	0.25	mg/L	222029	50	04/01/2016 16:40	AR
1,1-Dichloroethene	4.6		0.018	0.25	mg/L	222029	50	04/01/2016 16:40	AR
1,2-Dichloroethane	0.025		0.00024	0.005	mg/L	222029	1	04/01/2016 15:42	AR
cis-1,2-Dichloroethene	BRL		0.00027	0.005	mg/L	222029	1	04/01/2016 15:42	AR
Tetrachloroethene	0.005	J	0.00029	0.005	mg/L	222029	1	04/01/2016 15:42	AR
trans-1,2-Dichloroethene	BRL		0.00022	0.005	mg/L	222029	1	04/01/2016 15:42	AR
Trichloroethene	0.006		0.00035	0.005	mg/L	222029	1	04/01/2016 15:42	AR
Vinyl chloride	0.004		0.00042	0.002	mg/L	222029	1	04/01/2016 15:42	AR
Surr: 4-Bromofluorobenzene	96		0	70.7-125	%REC	222029	1	04/01/2016 15:42	AR
Surr: 4-Bromofluorobenzene	92.3		0	70.7-125	%REC	222029	50	04/01/2016 16:40	AR
Surr: Dibromofluoromethane	108		0	82.2-120	%REC	222029	1	04/01/2016 15:42	AR
Surr: Dibromofluoromethane	104		0	82.2-120	%REC	222029	50	04/01/2016 16:40	AR
Surr: Toluene-d8	88.5		0	81.8-120	%REC	222029	1	04/01/2016 15:42	AR
Surr: Toluene-d8	101		0	81.8-120	%REC	222029	50	04/01/2016 16:40	AR
Sulfide by SM4500-S2-F									
Sulfide	BRL		0.598	1.00	mg/L	R313986	1	04/05/2016 10:00	PF
Inorganic Anions by IC E300.0									
Chloride	70.1		1.11	10.0	mg/L	R313885	10	03/31/2016 14:58	JW
Nitrogen, Nitrate (As N)	0.0450	J	0.0239	0.250	mg/L	R313885	1	03/31/2016 12:42	JW
Sulfate	11.1		0.101	1.00	mg/L	R313885	1	03/31/2016 12:42	JW
GC Analysis of Gaseous Samples SOP-RSK 175					(RSK175)				
Ethane	BRL		0.0019	0.0090	mg/L	221970	1	03/31/2016 15:05	MD
Ethylene	BRL		0.0035	0.0070	mg/L	221970	1	03/31/2016 15:05	MD
Methane	0.059		0.0012	0.0040	mg/L	221970	1	03/31/2016 15:05	MD
Alkalinity by SM2320B									
Alkalinity, Total (As CaCO3)	270		16.8	30.0	mg/L	R314105	10	04/06/2016 11:00	PF
1,4-Dioxane by SIM GC/MS SW8260B-SIM					(SW5030B)				
1,4-Dioxane	0.018		0.00090	0.0020	mg/L	222102	1	04/01/2016 13:04	NP
Surr: 4-Bromofluorobenzene	99.5		0	83.1-115	%REC	222102	1	04/01/2016 13:04	NP
Surr: Dibromofluoromethane	111		0	80.6-123	%REC	222102	1	04/01/2016 13:04	NP
Surr: Toluene-d8	96.4		0	85-115	%REC	222102	1	04/01/2016 13:04	NP

Qualifiers:

- * Value exceeds maximum contaminant level
- BRL Not detected at MDL
- H Holding times for preparation or analysis exceeded
- N Analyte not NELAC certified
- B Analyte detected in the associated method blank
- NC Not confirmed
- E Estimated value above quantitation range
- S Spike Recovery outside limits due to matrix
- J Estimated value detected below Reporting Limit
- > Greater than Result value
- < Less than Result value
- Narr See case narrative

Analytical Environmental Services, Inc **Date:** 5-May-16

Client:	EarthCon Consultants, Inc.	**Client Sample ID:**	TRIP BLANK
Project Name:	AMC Dalton	**Collection Date:**	3/29/2016
Lab ID:	1603T44-003	**Matrix:**	Aqueous

Analyses	Result	Qual	MDL	Reporting Limit	Units	BatchID	DF	Date Analyzed	Analyst
TCL VOLATILE ORGANICS SW8260B				(SW5030B)					
1,1,1-Trichloroethane	BRL		0 00025	0 005	mg/L	222029	1	04/01/2016 13 47	AR
1,1-Dichloroethane	BRL		0 00025	0 005	mg/L	222029	1	04/01/2016 13 47	AR
1,1-Dichloroethene	BRL		0 00036	0 005	mg/L	222029	1	04/01/2016 13 47	AR
1,2-Dichloroethane	BRL		0 00024	0 005	mg/L	222029	1	04/01/2016 13 47	AR
cis-1,2-Dichloroethene	BRL		0 00027	0 005	mg/L	222029	1	04/01/2016 13 47	AR
Tetrachloroethene	BRL		0 00029	0 005	mg/L	222029	1	04/01/2016 13 47	AR
trans-1,2-Dichloroethene	BRL		0 00022	0 005	mg/L	222029	1	04/01/2016 13 47	AR
Trichloroethene	BRL		0 00035	0 005	mg/L	222029	1	04/01/2016 13 47	AR
Vinyl chloride	BRL		0 00042	0 002	mg/L	222029	1	04/01/2016 13 47	AR
Surr: 4-Bromofluorobenzene	101		0	70 7-125	%REC	222029	1	04/01/2016 13 47	AR
Surr: Dibromofluoromethane	98 8		0	82 2-120	%REC	222029	1	04/01/2016 13 47	AR
Surr: Toluene-d8	96 8		0	81 8-120	%REC	222029	1	04/01/2016 13 47	AR

Qualifiers:

- * Value exceeds maximum contaminant level
- BRL Not detected at MDL
- H Holding times for preparation or analysis exceeded
- N Analyte not NELAC certified
- B Analyte detected in the associated method blank
- NC Not confirmed
- E Estimated value above quantitation range
- S Spike Recovery outside limits due to matrix
- J Estimated value detected below Reporting Limit
- > Greater than Result value
- < Less than Result value
- Narr See case narrative

Analytical Environmental Services, Inc.

Sample/Cooler Receipt Checklist

Client Earth Con Work Order Number 1603T44

Checklist completed by [signature] 3/31/16
Signature Date

Carrier name: FedEx __ UPS __ Courier __ Client ✓ US Mail __ Other _____

Shipping container/cooler in good condition?	Yes ✓	No __	Not Present __
Custody seals intact on shipping container/cooler?	Yes __	No __	Not Present ✓
Custody seals intact on sample bottles?	Yes __	No __	Not Present ✓
Container/Temp Blank temperature in compliance? (0°≤6°C)*	Yes ✓	No __	

Cooler #1 1.9 Cooler #2 _____ Cooler #3 _____ Cooler #4 _____ Cooler#5 _____ Cooler #6 _____

Chain of custody present?	Yes ✓	No __
Chain of custody signed when relinquished and received?	Yes ✓	No __
Chain of custody agrees with sample labels?	Yes ✓	No __
Samples in proper container/bottle?	Yes ✓	No __
Sample containers intact?	Yes ✓	No __
Sufficient sample volume for indicated test?	Yes ✓	No __
All samples received within holding time?	Yes ✓	No __
Was TAT marked on the COC?	Yes ✓	No __
Proceed with Standard TAT as per project history?	Yes __	No __ Not Applicable ✓
Water - VOA vials have zero headspace?	No VOA vials submitted __	Yes ✓ No __
Water - pH acceptable upon receipt?	Yes ✓	No __ Not Applicable __

Adjusted? _____ Checked by AD

Sample Condition: Good ✓ Other(Explain) _____

(For diffusive samples or AIHA lead) Is a known blank included? Yes __ No ✓

See Case Narrative for resolution of the Non-Conformance.

* Samples do not have to comply with the given range for certain parameters.

\\Aes_server\I\Sample Receipt\My Documents\COCs and pH Adjustment Sheet\Sample_Cooler_Recipt_Checklist_Rev1.rtf

Client: EarthCon Consultants, Inc.
Project Name: AMC Dalton
Lab Order: 1603T44

Dates Report

Lab Sample ID	Client Sample ID	Collection Date	Matrix	Test Name	TCLP Date	Prep Date	Analysis Date
1603T44-001A	DMW-9/DRW-3	3/29/2016 7:15:00PM	Groundwater	Volatile Organic Compounds by GC/MS		4/1/2016 10:26:00AM	04/01/2016
1603T44-001A	DMW-9/DRW-3	3/29/2016 7:15:00PM	Groundwater	TCL VOLATILE ORGANICS		3/31/2016 9:32:00PM	04/01/2016
1603T44-001B	DMW-9/DRW-3	3/29/2016 7:15:00PM	Groundwater	GC Analysis of Gaseous Samples		3/31/2016 2:51:00PM	03/31/2016
1603T44-001C	DMW-9/DRW-3	3/29/2016 7:15:00PM	Groundwater	Alkalinity by SM2320B			04/06/2016
1603T44-001D	DMW-9/DRW-3	3/29/2016 7:15:00PM	Groundwater	Total Organic Carbon by SM5310B			04/05/2016
1603T44-001E	DMW-9/DRW-3	3/29/2016 7:15:00PM	Groundwater	Sulfide by SM4500-S2-F			04/04/2016
1603T44-001F	DMW-9/DRW-3	3/29/2016 7:15:00PM	Groundwater	Inorganic Anions by IC			03/31/2016
1603T44-002A	MW-24	3/30/2016 8:50:00AM	Groundwater	Volatile Organic Compounds by GC/MS		4/1/2016 10:26:00AM	04/01/2016
1603T44-002A	MW-24	3/30/2016 8:50:00AM	Groundwater	TCL VOLATILE ORGANICS		3/31/2016 9:32:00PM	04/01/2016
1603T44-002B	MW-24	3/30/2016 8:50:00AM	Groundwater	GC Analysis of Gaseous Samples		3/31/2016 2:51:00PM	03/31/2016
1603T44-002C	MW-24	3/30/2016 8:50:00AM	Groundwater	Alkalinity by SM2320B			04/06/2016
1603T44-002D	MW-24	3/30/2016 8:50:00AM	Groundwater	Total Organic Carbon by SM5310B			04/05/2016
1603T44-002E	MW-24	3/30/2016 8:50:00AM	Groundwater	Sulfide by SM4500-S2-F			04/05/2016
1603T44-002F	MW-24	3/30/2016 8:50:00AM	Groundwater	Inorganic Anions by IC			03/31/2016
1603T44-003A	TRIP BLANK	3/29/2016 12:00:00AM	Aqueous	TCL VOLATILE ORGANICS		3/31/2016 9:32:00PM	04/01/2016

Client: EarthCon Consultants, Inc.
Project Name: AMC Dalton
Workorder: 1603T44

ANALYTICAL QC SUMMARY REPORT

BatchID: 221970

Sample ID: **MB-221970** Client ID:
SampleType: **MBLK** TestCode: **GC Analysis of Gaseous Samples SOP-RSK 175**
Units: **mg/L** Prep Date: **03/31/2016** Run No: **313645**
BatchID: **221970** Analysis Date: **03/31/2016** Seq No: **6747556**

Analyte	Result	RPT Limit	SPK value	SPK Ref Val	%REC	Low Limit	High Limit	RPD Ref Val	%RPD	RPD Limit	Qual
Ethane	BRL	0.0090									
Ethylene	BRL	0.0070									
Methane	BRL	0.0040									

Sample ID: **LCS-221970** Client ID:
SampleType: **LCS** TestCode: **GC Analysis of Gaseous Samples SOP-RSK 175**
Units: **mg/L** Prep Date: **03/31/2016** Run No: **313645**
BatchID: **221970** Analysis Date: **03/31/2016** Seq No: **6747557**

Analyte	Result	RPT Limit	SPK value	SPK Ref Val	%REC	Low Limit	High Limit	RPD Ref Val	%RPD	RPD Limit	Qual
Ethane	0.1110	0.0090	200.0		55.5	40.9	115				
Ethylene	0.07364	0.0070	200.0		36.8	26.8	115				
Methane	0.1236	0.0040	200.0		61.8	45.9	115				

Sample ID: **LCSD-221970** Client ID:
SampleType: **LCSD** TestCode: **GC Analysis of Gaseous Samples SOP-RSK 175**
Units: **mg/L** Prep Date: **03/31/2016** Run No: **313645**
BatchID: **221970** Analysis Date: **03/31/2016** Seq No: **6747558**

Analyte	Result	RPT Limit	SPK value	SPK Ref Val	%REC	Low Limit	High Limit	RPD Ref Val	%RPD	RPD Limit	Qual
Ethane	0.1035	0.0090	200.0		51.8	40.9	115	111.0	6.93	20	
Ethylene	0.07043	0.0070	200.0		35.2	26.8	115	73.64	4.46	20	
Methane	0.1168	0.0040	200.0		58.4	45.9	115	123.6	5.70	20	

Sample ID: **1603R58-001BMS** Client ID:
SampleType: **MS** TestCode: **GC Analysis of Gaseous Samples SOP-RSK 175**
Units: **mg/L** Prep Date: **03/31/2016** Run No: **313645**
BatchID: **221970** Analysis Date: **03/31/2016** Seq No: **6747584**

Analyte	Result	RPT Limit	SPK value	SPK Ref Val	%REC	Low Limit	High Limit	RPD Ref Val	%RPD	RPD Limit	Qual
Ethane	0.1033	0.0090	200.0		51.7	40.5	115				
Ethylene	0.06964	0.0070	200.0		34.8	23	115				
Methane	0.1172	0.0040	200.0	1.950	57.6	40	115				

Qualifiers:

>	Greater than Result value	<	Less than Result value	B	Analyte detected in the associated method blank
BRL	Below reporting limit	E	Estimated (value above quantitation range)	H	Holding times for preparation or analysis exceeded
J	Estimated value detected below Reporting Limit	N	Analyte not NELAC certified	R	RPD outside limits due to matrix
Rpt Lim	Reporting Limit	S	Spike Recovery outside limits due to matrix		

Client: EarthCon Consultants, Inc.
Project Name: AMC Dalton
Workorder: 1603T44

ANALYTICAL QC SUMMARY REPORT

BatchID: 221970

Sample ID: **1603R58-001BMSD** Client ID: Units: **mg/L** Prep Date: **03/31/2016** Run No: **313645**
SampleType: **MSD** TestCode: **GC Analysis of Gaseous Samples SOP-RSK 175** BatchID: **221970** Analysis Date: **03/31/2016** Seq No: **6747585**

Analyte	Result	RPT Limit	SPK value	SPK Ref Val	%REC	Low Limit	High Limit	RPD Ref Val	%RPD	RPD Limit	Qual
Ethane	0.09826	0.0090	200.0		49.1	40.5	115	103.3	5.00	20	
Ethylene	0.06771	0.0070	200.0		33.9	23	115	69.64	2.81	20	
Methane	0.1105	0.0040	200.0	1.950	54.3	40	115	117.2	5.86	20	

Qualifiers:

>	Greater than Result value	<	Less than Result value	B	Analyte detected in the associated method blank
BRL	Below reporting limit	E	Estimated (value above quantitation range)	H	Holding times for preparation or analysis exceeded
J	Estimated value detected below Reporting Limit	N	Analyte not NELAC certified	R	RPD outside limits due to matrix
Rpt Lim	Reporting Limit	S	Spike Recovery outside limits due to matrix		

Client: EarthCon Consultants, Inc.
Project Name: AMC Dalton
Workorder: 1603T44

ANALYTICAL QC SUMMARY REPORT

BatchID: 222029

Sample ID: **MB-222029** Client ID: Units: **mg/L** Prep Date: **03/31/2016** Run No: **313728**
SampleType: **MBLK** TestCode: **TCL VOLATILE ORGANICS SW8260B** BatchID: **222029** Analysis Date: **03/31/2016** Seq No: **6748842**

Analyte	Result	RPT Limit	SPK value	SPK Ref Val	%REC	Low Limit	High Limit	RPD Ref Val	%RPD	RPD Limit	Qual
1,1,1-Trichloroethane	BRL	0.005									
1,1-Dichloroethane	BRL	0.005									
1,1-Dichloroethene	BRL	0.005									
1,2-Dichloroethane	BRL	0.005									
cis-1,2-Dichloroethene	BRL	0.005									
Tetrachloroethene	BRL	0.005									
trans-1,2-Dichloroethene	BRL	0.005									
Trichloroethene	BRL	0.005									
Vinyl chloride	BRL	0.002									
Surr: 4-Bromofluorobenzene	0.04194	0	50.00		83.9	70.7	125				
Surr: Dibromofluoromethane	0.05495	0	50.00		110	82.2	120				
Surr: Toluene-d8	0.04584	0	50.00		91.7	81.8	120				

Sample ID: **LCS-222029** Client ID: Units: **mg/L** Prep Date: **03/31/2016** Run No: **313728**
SampleType: **LCS** TestCode: **TCL VOLATILE ORGANICS SW8260B** BatchID: **222029** Analysis Date: **03/31/2016** Seq No: **6748841**

Analyte	Result	RPT Limit	SPK value	SPK Ref Val	%REC	Low Limit	High Limit	RPD Ref Val	%RPD	RPD Limit	Qual
1,1-Dichloroethene	0.04218	0.005	50.00		84.4	65.3	137				
Trichloroethene	0.04152	0.005	50.00		83.0	73.1	128				
Surr: 4-Bromofluorobenzene	0.04260	0	50.00		85.2	70.7	125				
Surr: Dibromofluoromethane	0.05214	0	50.00		104	82.2	120				
Surr: Toluene-d8	0.04468	0	50.00		89.4	81.8	120				

Sample ID: **1603R58-001AMS** Client ID: Units: **mg/L** Prep Date: **03/31/2016** Run No: **313728**
SampleType: **MS** TestCode: **TCL VOLATILE ORGANICS SW8260B** BatchID: **222029** Analysis Date: **04/01/2016** Seq No: **6748849**

Analyte	Result	RPT Limit	SPK value	SPK Ref Val	%REC	Low Limit	High Limit	RPD Ref Val	%RPD	RPD Limit	Qual
1,1-Dichloroethene	4.443	0.50	5000		88.9	60	150				

Qualifiers:

>	Greater than Result value	<	Less than Result value	B	Analyte detected in the associated method blank
BRL	Below reporting limit	E	Estimated (value above quantitation range)	H	Holding times for preparation or analysis exceeded
J	Estimated value detected below Reporting Limit	N	Analyte not NELAC certified	R	RPD outside limits due to matrix
Rpt Lim	Reporting Limit	S	Spike Recovery outside limits due to matrix		

Client: EarthCon Consultants, Inc.
Project Name: AMC Dalton
Workorder: 1603T44

ANALYTICAL QC SUMMARY REPORT

BatchID: 222029

Sample ID: **1603R58-001AMS** Client ID:
SampleType: **MS** TestCode: **TCL VOLATILE ORGANICS SW8260B**
Units: **mg/L** Prep Date: **03/31/2016** Run No: **313728**
BatchID: **222029** Analysis Date: **04/01/2016** Seq No: **6748849**

Analyte	Result	RPT Limit	SPK value	SPK Ref Val	%REC	Low Limit	High Limit	RPD Ref Val	%RPD	RPD Limit	Qual
Trichloroethene	4.195	0.50	5000		83.9	70	136				
Surr: 4-Bromofluorobenzene	4.222	0	5000		84.4	70.7	125				
Surr: Dibromofluoromethane	5.402	0	5000		108	82.2	120				
Surr: Toluene-d8	4.491	0	5000		89.8	81.8	120				

Sample ID: **1603R58-001AMSD** Client ID:
SampleType: **MSD** TestCode: **TCL VOLATILE ORGANICS SW8260B**
Units: **mg/L** Prep Date: **03/31/2016** Run No: **313728**
BatchID: **222029** Analysis Date: **04/01/2016** Seq No: **6748850**

Analyte	Result	RPT Limit	SPK value	SPK Ref Val	%REC	Low Limit	High Limit	RPD Ref Val	%RPD	RPD Limit	Qual
1,1-Dichloroethene	4.438	0.50	5000		88.8	60	150	4443	0.113	17.7	
Trichloroethene	4.167	0.50	5000		83.3	70	136	4195	0.670	20	
Surr: 4-Bromofluorobenzene	4.230	0	5000		84.6	70.7	125	4222	0	0	
Surr: Dibromofluoromethane	5.317	0	5000		106	82.2	120	5402	0	0	
Surr: Toluene-d8	4.491	0	5000		89.8	81.8	120	4491	0	0	

Qualifiers:

>	Greater than Result value	<	Less than Result value	B	Analyte detected in the associated method blank
BRL	Below reporting limit	E	Estimated (value above quantitation range)	H	Holding times for preparation or analysis exceeded
J	Estimated value detected below Reporting Limit	N	Analyte not NELAC certified	R	RPD outside limits due to matrix
Rpt Lim	Reporting Limit	S	Spike Recovery outside limits due to matrix		

Client: EarthCon Consultants, Inc.
Project Name: AMC Dalton
Workorder: 1603T44

ANALYTICAL QC SUMMARY REPORT

BatchID: 222102

Sample ID: MB-222102	Client ID:		Units: mg/L	Prep Date: 04/01/2016	Run No: 313821
SampleType: MBLK	TestCode: 1,4-Dioxane by SIM GC/MS SW8260B-SIM		BatchID: 222102	Analysis Date: 04/01/2016	Seq No: 6750768

Analyte	Result	RPT Limit	SPK value	SPK Ref Val	%REC	Low Limit	High Limit	RPD Ref Val	%RPD	RPD Limit	Qual
1,4-Dioxane	BRL	0.0050									
Surr: 4-Bromofluorobenzene	0.04862	0	50.00		97.2	83.1	115				
Surr: Dibromofluoromethane	0.05093	0	50.00		102	80.6	123				
Surr: Toluene-d8	0.05008	0	50.00		100	85	115				

Sample ID: LCS-222102	Client ID:		Units: mg/L	Prep Date: 04/01/2016	Run No: 313821
SampleType: LCS	TestCode: 1,4-Dioxane by SIM GC/MS SW8260B-SIM		BatchID: 222102	Analysis Date: 04/01/2016	Seq No: 6750767

Analyte	Result	RPT Limit	SPK value	SPK Ref Val	%REC	Low Limit	High Limit	RPD Ref Val	%RPD	RPD Limit	Qual
1,4-Dioxane	0.01194	0.0050	10.00		119	68.2	133				
Surr: 4-Bromofluorobenzene	0.04984	0	50.00		99.7	83.1	115				
Surr: Dibromofluoromethane	0.05154	0	50.00		103	80.6	123				
Surr: Toluene-d8	0.05105	0	50.00		102	85	115				

Sample ID: 1603T80-019AMS	Client ID:		Units: mg/L	Prep Date: 04/01/2016	Run No: 313821
SampleType: MS	TestCode: 1,4-Dioxane by SIM GC/MS SW8260B-SIM		BatchID: 222102	Analysis Date: 04/01/2016	Seq No: 6750788

Analyte	Result	RPT Limit	SPK value	SPK Ref Val	%REC	Low Limit	High Limit	RPD Ref Val	%RPD	RPD Limit	Qual
1,4-Dioxane	0.02170	0.0050	10.00	13.95	77.5	53	135				
Surr: 4-Bromofluorobenzene	0.05073	0	50.00		101	83.1	115				
Surr: Dibromofluoromethane	0.05079	0	50.00		102	80.6	123				
Surr: Toluene-d8	0.05055	0	50.00		101	85	115				

Sample ID: 1603T80-019AMSD	Client ID:		Units: mg/L	Prep Date: 04/01/2016	Run No: 313821
SampleType: MSD	TestCode: 1,4-Dioxane by SIM GC/MS SW8260B-SIM		BatchID: 222102	Analysis Date: 04/01/2016	Seq No: 6750789

Analyte	Result	RPT Limit	SPK value	SPK Ref Val	%REC	Low Limit	High Limit	RPD Ref Val	%RPD	RPD Limit	Qual
1,4-Dioxane	0.02517	0.0050	10.00	13.95	112	53	135	21.70	14.8	34.4	

Qualifiers:

>	Greater than Result value	<	Less than Result value	B	Analyte detected in the associated method blank
BRL	Below reporting limit	E	Estimated (value above quantitation range)	H	Holding times for preparation or analysis exceeded
J	Estimated value detected below Reporting Limit	N	Analyte not NELAC certified	R	RPD outside limits due to matrix
Rpt Lim	Reporting Limit	S	Spike Recovery outside limits due to matrix		

Client: EarthCon Consultants, Inc.
Project Name: AMC Dalton
Workorder: 1603T44

ANALYTICAL QC SUMMARY REPORT

BatchID: 222102

Sample ID: 1603T80-019AMSD Client ID: Units: mg/L Prep Date: 04/01/2016 Run No: 313821
SampleType: MSD TestCode: 1,4-Dioxane by SIM GC/MS SW8260B-SIM BatchID: 222102 Analysis Date: 04/01/2016 Seq No: 6750789

Analyte	Result	RPT Limit	SPK value	SPK Ref Val	%REC	Low Limit	High Limit	RPD Ref Val	%RPD	RPD Limit	Qual
Surr: 4-Bromofluorobenzene	0.05062	0	50.00		101	83.1	115	50.73	0	0	
Surr: Dibromofluoromethane	0.05080	0	50.00		102	80.6	123	50.79	0	0	
Surr: Toluene-d8	0.05053	0	50.00		101	85	115	50.55	0	0	

Qualifiers:

>	Greater than Result value	<	Less than Result value	B	Analyte detected in the associated method blank
BRL	Below reporting limit	E	Estimated (value above quantitation range)	H	Holding times for preparation or analysis exceeded
J	Estimated value detected below Reporting Limit	N	Analyte not NELAC certified	R	RPD outside limits due to matrix
Rpt Lim	Reporting Limit	S	Spike Recovery outside limits due to matrix		

Client: EarthCon Consultants, Inc.
Project Name: AMC Dalton
Workorder: 1603T44

ANALYTICAL QC SUMMARY REPORT

BatchID: R313849

Sample ID: MB-R313849	Client ID:					Units: mg/L	Prep Date:		Run No: 313849
SampleType: MBLK	TestCode: Sulfide by SM4500-S2-F					BatchID: R313849	Analysis Date: 04/04/2016		Seq No: 6751143
Analyte	Result	RPT Limit	SPK value	SPK Ref Val	%REC	Low Limit	High Limit	RPD Ref Val	%RPD	RPD Limit	Qual
Sulfide	BRL	1.00									

Sample ID: LCS-R313849	Client ID:					Units: mg/L	Prep Date:		Run No: 313849
SampleType: LCS	TestCode: Sulfide by SM4500-S2-F					BatchID: R313849	Analysis Date: 04/04/2016		Seq No: 6751144
Analyte	Result	RPT Limit	SPK value	SPK Ref Val	%REC	Low Limit	High Limit	RPD Ref Val	%RPD	RPD Limit	Qual
Sulfide	228.0	1.00	228.0		100	90	110				

Sample ID: 1603R58-001EMS	Client ID:					Units: mg/L	Prep Date:		Run No: 313849
SampleType: MS	TestCode: Sulfide by SM4500-S2-F					BatchID: R313849	Analysis Date: 04/04/2016		Seq No: 6751149
Analyte	Result	RPT Limit	SPK value	SPK Ref Val	%REC	Low Limit	High Limit	RPD Ref Val	%RPD	RPD Limit	Qual
Sulfide	10.60	1.00	11.40	1.000	84.2	80	120				

Sample ID: 1603R58-001EMSD	Client ID:					Units: mg/L	Prep Date:		Run No: 313849
SampleType: MSD	TestCode: Sulfide by SM4500-S2-F					BatchID: R313849	Analysis Date: 04/04/2016		Seq No: 6751150
Analyte	Result	RPT Limit	SPK value	SPK Ref Val	%REC	Low Limit	High Limit	RPD Ref Val	%RPD	RPD Limit	Qual
Sulfide	11.00	1.00	11.40	1.000	87.7	80	120	10.60	3.70	20	

Qualifiers:					
>	Greater than Result value	<	Less than Result value	B	Analyte detected in the associated method blank
BRL	Below reporting limit	E	Estimated (value above quantitation range)	H	Holding times for preparation or analysis exceeded
J	Estimated value detected below Reporting Limit	N	Analyte not NELAC certified	R	RPD outside limits due to matrix
Rpt Lim	Reporting Limit	S	Spike Recovery outside limits due to matrix		

Client: EarthCon Consultants, Inc.
Project Name: AMC Dalton
Workorder: 1603T44

ANALYTICAL QC SUMMARY REPORT

BatchID: R313885

Sample ID: **MB-R313885** Client ID: Units: **mg/L** Prep Date: Run No: **313885**
SampleType: **MBLK** TestCode: **Inorganic Anions by IC** **E300.0** BatchID: **R313885** Analysis Date: **03/31/2016** Seq No: **6751935**

Analyte	Result	RPT Limit	SPK value	SPK Ref Val	%REC	Low Limit	High Limit	RPD Ref Val	%RPD	RPD Limit	Qual
Chloride	BRL	1.00									
Nitrogen, Nitrate (As N)	BRL	0.250									
Sulfate	BRL	1.00									

Sample ID: **LCS-R313885** Client ID: Units: **mg/L** Prep Date: Run No: **313885**
SampleType: **LCS** TestCode: **Inorganic Anions by IC** **E300.0** BatchID: **R313885** Analysis Date: **03/31/2016** Seq No: **6751934**

Analyte	Result	RPT Limit	SPK value	SPK Ref Val	%REC	Low Limit	High Limit	RPD Ref Val	%RPD	RPD Limit	Qual
Chloride	5.222	1.00	5.000		104	90	110				
Nitrogen, Nitrate (As N)	5.345	0.250	5.000		107	90	110				
Sulfate	24.26	1.00	25.00		97.1	90	110				

Sample ID: **1603T69-002BMS** Client ID: Units: **mg/L** Prep Date: Run No: **313885**
SampleType: **MS** TestCode: **Inorganic Anions by IC** **E300.0** BatchID: **R313885** Analysis Date: **03/31/2016** Seq No: **6751978**

Analyte	Result	RPT Limit	SPK value	SPK Ref Val	%REC	Low Limit	High Limit	RPD Ref Val	%RPD	RPD Limit	Qual
Chloride	81.92	10.0	50.00	49.16	65.5	90	110				S
Nitrogen, Nitrate (As N)	58.62	2.50	50.00	7.354	103	90	110				
Sulfate	271.0	10.0	250.0	30.87	96.1	90	110				

Sample ID: **1603T70-002BMS** Client ID: Units: **mg/L** Prep Date: Run No: **313885**
SampleType: **MS** TestCode: **Inorganic Anions by IC** **E300.0** BatchID: **R313885** Analysis Date: **03/31/2016** Seq No: **6751969**

Analyte	Result	RPT Limit	SPK value	SPK Ref Val	%REC	Low Limit	High Limit	RPD Ref Val	%RPD	RPD Limit	Qual
Chloride	86.20	10.0	50.00	42.08	88.2	90	110				S
Nitrogen, Nitrate (As N)	52.29	2.50	50.00	0.5641	103	90	110				
Sulfate	277.1	10.0	250.0	38.16	95.6	90	110				

Qualifiers:

>	Greater than Result value	<	Less than Result value	B	Analyte detected in the associated method blank
BRL	Below reporting limit	E	Estimated (value above quantitation range)	H	Holding times for preparation or analysis exceeded
J	Estimated value detected below Reporting Limit	N	Analyte not NELAC certified	R	RPD outside limits due to matrix
Rpt Lim	Reporting Limit	S	Spike Recovery outside limits due to matrix		

Client: EarthCon Consultants, Inc.
Project Name: AMC Dalton
Workorder: 1603T44

ANALYTICAL QC SUMMARY REPORT

BatchID: R313885

Sample ID: **1603T69-002BMSD** Client ID:
SampleType: **MSD** TestCode: **Inorganic Anions by IC E300.0**
Units: **mg/L** Prep Date: Run No: **313885**
BatchID: **R313885** Analysis Date: **03/31/2016** Seq No: **6751980**

Analyte	Result	RPT Limit	SPK value	SPK Ref Val	%REC	Low Limit	High Limit	RPD Ref Val	%RPD	RPD Limit	Qual
Chloride	82.21	10.0	50.00	49.16	66.1	90	110	81.92	0.347	20	S
Nitrogen, Nitrate (As N)	58.95	2.50	50.00	7.354	103	90	110	58.62	0.570	20	
Sulfate	272.0	10.0	250.0	30.87	96.5	90	110	271.0	0.374	20	

Qualifiers:

>	Greater than Result value	<	Less than Result value	B	Analyte detected in the associated method blank
BRL	Below reporting limit	E	Estimated (value above quantitation range)	H	Holding times for preparation or analysis exceeded
J	Estimated value detected below Reporting Limit	N	Analyte not NELAC certified	R	RPD outside limits due to matrix
Rpt Lim	Reporting Limit	S	Spike Recovery outside limits due to matrix		

Client: EarthCon Consultants, Inc.
Project Name: AMC Dalton
Workorder: 1603T44

ANALYTICAL QC SUMMARY REPORT

BatchID: R313986

Sample ID: MB-R313986	Client ID:				Units: mg/L	Prep Date:		Run No: 313986	
SampleType: MBLK	TestCode: Sulfide by SM4500-S2-F				BatchID: R313986	Analysis Date: 04/05/2016		Seq No: 6754363	
Analyte	Result	RPT Limit	SPK value	SPK Ref Val	%REC	Low Limit	High Limit	RPD Ref Val	%RPD	RPD Limit	Qual
Sulfide	BRL	1.00									

Sample ID: LCS-R313986	Client ID:				Units: mg/L	Prep Date:		Run No: 313986	
SampleType: LCS	TestCode: Sulfide by SM4500-S2-F				BatchID: R313986	Analysis Date: 04/05/2016		Seq No: 6754364	
Analyte	Result	RPT Limit	SPK value	SPK Ref Val	%REC	Low Limit	High Limit	RPD Ref Val	%RPD	RPD Limit	Qual
Sulfide	228.0	1.00	228.0		100	90	110				

Sample ID: 1604009-003BMS	Client ID:				Units: mg/L	Prep Date:		Run No: 313986	
SampleType: MS	TestCode: Sulfide by SM4500-S2-F				BatchID: R313986	Analysis Date: 04/05/2016		Seq No: 6754380	
Analyte	Result	RPT Limit	SPK value	SPK Ref Val	%REC	Low Limit	High Limit	RPD Ref Val	%RPD	RPD Limit	Qual
Sulfide	10.40	1.00	11.40		91.2	80	120				

Sample ID: 1604009-003BMSD	Client ID:				Units: mg/L	Prep Date:		Run No: 313986	
SampleType: MSD	TestCode: Sulfide by SM4500-S2-F				BatchID: R313986	Analysis Date: 04/05/2016		Seq No: 6754382	
Analyte	Result	RPT Limit	SPK value	SPK Ref Val	%REC	Low Limit	High Limit	RPD Ref Val	%RPD	RPD Limit	Qual
Sulfide	10.20	1.00	11.40		89.5	80	120	10.40	1.94	20	

Qualifiers:

>	Greater than Result value	<	Less than Result value	B	Analyte detected in the associated method blank
BRL	Below reporting limit	E	Estimated (value above quantitation range)	H	Holding times for preparation or analysis exceeded
J	Estimated value detected below Reporting Limit	N	Analyte not NELAC certified	R	RPD outside limits due to matrix
Rpt Lim	Reporting Limit	S	Spike Recovery outside limits due to matrix		

Client: EarthCon Consultants, Inc.
Project Name: AMC Dalton
Workorder: 1603T44

ANALYTICAL QC SUMMARY REPORT

BatchID: R314105

Sample ID: MB-R314105	Client ID:				Units: mg/L	Prep Date:		Run No: 314105
SampleType: MBLK	TestCode: Alkalinity by SM2320B				BatchID: R314105	Analysis Date: 04/06/2016		Seq No: 6757399

Analyte	Result	RPT Limit	SPK value	SPK Ref Val	%REC	Low Limit	High Limit	RPD Ref Val	%RPD	RPD Limit	Qual
Alkalinity, Total (As CaCO3)	BRL	3.00									

Sample ID: LCS-R314105	Client ID:				Units: mg/L	Prep Date:		Run No: 314105
SampleType: LCS	TestCode: Alkalinity by SM2320B				BatchID: R314105	Analysis Date: 04/06/2016		Seq No: 6757400

Analyte	Result	RPT Limit	SPK value	SPK Ref Val	%REC	Low Limit	High Limit	RPD Ref Val	%RPD	RPD Limit	Qual
Alkalinity, Total (As CaCO3)	123.0	3.00	125.0		98.4	75	125				

Sample ID: 1604094-001EDUP	Client ID:				Units: mg/L	Prep Date:		Run No: 314105
SampleType: DUP	TestCode: Alkalinity by SM2320B				BatchID: R314105	Analysis Date: 04/06/2016		Seq No: 6757417

Analyte	Result	RPT Limit	SPK value	SPK Ref Val	%REC	Low Limit	High Limit	RPD Ref Val	%RPD	RPD Limit	Qual
Alkalinity, Total (As CaCO3)	250.0	30.0						250.0	0	30	

Qualifiers:

>	Greater than Result value	<	Less than Result value	B	Analyte detected in the associated method blank
BRL	Below reporting limit	E	Estimated (value above quantitation range)	H	Holding times for preparation or analysis exceeded
J	Estimated value detected below Reporting Limit	N	Analyte not NELAC certified	R	RPD outside limits due to matrix
Rpt Lim	Reporting Limit	S	Spike Recovery outside limits due to matrix		

Client: EarthCon Consultants, Inc.
Project Name: AMC Dalton
Workorder: 1603T44

ANALYTICAL QC SUMMARY REPORT

BatchID: R314112

Sample ID: MB-R314112	Client ID:				Units: mg/L	Prep Date:		Run No: 314112	
SampleType: MBLK	TestCode: Total Organic Carbon (TOC) by SM5310B				BatchID: R314112	Analysis Date: 04/05/2016		Seq No: 6757544	
Analyte	Result	RPT Limit	SPK value	SPK Ref Val	%REC	Low Limit	High Limit	RPD Ref Val	%RPD	RPD Limit	Qual
Organic Carbon, Total	0.9847	1.00									J

Sample ID: LCS-R314112	Client ID:				Units: mg/L	Prep Date:		Run No: 314112	
SampleType: LCS	TestCode: Total Organic Carbon (TOC) by SM5310B				BatchID: R314112	Analysis Date: 04/05/2016		Seq No: 6757543	
Analyte	Result	RPT Limit	SPK value	SPK Ref Val	%REC	Low Limit	High Limit	RPD Ref Val	%RPD	RPD Limit	Qual
Organic Carbon, Total	26.49	1.00	25.00		106	90	110				

Sample ID: 1603T80-017FMS	Client ID:				Units: mg/L	Prep Date:		Run No: 314112	
SampleType: MS	TestCode: Total Organic Carbon (TOC) by SM5310B				BatchID: R314112	Analysis Date: 04/06/2016		Seq No: 6757568	
Analyte	Result	RPT Limit	SPK value	SPK Ref Val	%REC	Low Limit	High Limit	RPD Ref Val	%RPD	RPD Limit	Qual
Organic Carbon, Total	34.50	1.00	25.00	11.02	93.9	80	120				

Sample ID: 1603T80-017FMSD	Client ID:				Units: mg/L	Prep Date:		Run No: 314112	
SampleType: MSD	TestCode: Total Organic Carbon (TOC) by SM5310B				BatchID: R314112	Analysis Date: 04/06/2016		Seq No: 6757569	
Analyte	Result	RPT Limit	SPK value	SPK Ref Val	%REC	Low Limit	High Limit	RPD Ref Val	%RPD	RPD Limit	Qual
Organic Carbon, Total	35.98	1.00	25.00	11.02	99.8	80	120	34.50	4.20	20	

Qualifiers:
> Greater than Result value
< Less than Result value
B Analyte detected in the associated method blank
BRL Below reporting limit
E Estimated (value above quantitation range)
H Holding times for preparation or analysis exceeded
J Estimated value detected below Reporting Limit
N Analyte not NELAC certified
R RPD outside limits due to matrix
Rpt Lim Reporting Limit
S Spike Recovery outside limits due to matrix

ANALYTICAL ENVIRONMENTAL SERVICES, INC.

AES

May 03, 2016

Danielle Edwards
EarthCon Consultants, Inc.
1880 West Oak Parkway
Marietta GA 30062

TEL: (770) 973-2100
FAX: (770) 973-7395

RE: AMC Dalton

Dear Danielle Edwards: Order No: 1604348

Analytical Environmental Services, Inc. received 3 samples on 4/5/2016 1:30:00 PM for the analyses presented in following report.

No problems were encountered during the analyses. Additionally, all results for the associated Quality Control samples were within EPA and/or AES established limits. Any discrepancies associated with the analyses contained herein will be noted and submitted in the form of a project Case Narrative.
AES's accreditations are as follows:
-NELAC/Florida State Laboratory ID E87582 for analysis of Non-Potable Water, Solid & Chemical Materials, and Drinking Water Microbiology, effective 07/01/15-06/30/16.
-NELAC/Louisiana Agency Interest No. 100818 for or analysis of Non-Potable Water and Solid & Chemical Materials, effective 07/01/15-06/30/16.
-NELAC/Texas Certificate No. T104704509-16-6 for or analysis of Non-Potable Water and Solid & Chemical Materials, effective 03/01/16-02/28/17.
-AIHA-LAP, LLC Laboratory ID: 100671 for Industrial Hygiene samples (Organics, Inorganics), Environmental Lead (Paint, Soil, Dust Wipes, Air), and Environmental Microbiology (Fungal) Direct Examination, effective until 09/01/17.

Chris Pafford
Project Manager

Revision 5/3/2016

ANALYTICAL ENVIRONMENTAL SERVICES, INC
3785 Presidential Parkway, Atlanta GA 30340-3704
TEL.: (770) 457-8177 / TOLL-FREE (800) 972-4889 / FAX: (770) 457-8188

CHAIN OF CUSTODY

1604348 Work Order: 1

Date: 4/4/16 Page 1 of 1

COMPANY: EarthCon Consultants, Inc

ADDRESS: 1880 West Oak Pkwy Bldg 100, Suite 106 Marietta, GA 30062

PHONE: 770-973-2100

FAX: 770-973-7395

SAMPLED BY: Keaton Henry

SIGNATURE: [signature]

ANALYSIS REQUESTED

Visit our website www.aesatlanta.com to check on the status of your results, place bottle orders, etc.

#	SAMPLE ID	SAMPLED DATE	SAMPLED TIME	Grab	Composite	Matrix (See codes)	VOC (H+I)	GC Analysis (H+I)	1,4 Dioxane (H+I)	Alkalinity (I)	TOC (S+I)	Sulfide (NaOH+Zn Ac) (O)	Ion Scan (I)	REMARKS	No # of Containers
1	MW-22D	4/4/16	12:50	✓		GW	2	2	2	1	1	1	1		10
2	OBG-W1	4/4/16	16:15	✓		GW	2	2	2	1	1	1	1		10
3	Trip Blank	4/4/16	—				2								2
4															
5															
6															
7															
8															
9															
10															
11															
12															
13															
14															

PRESERVATION (See codes)

RELINQUISHED BY	DATE/TIME	RECEIVED BY	DATE/TIME
1: Keaton Henry	4/5/16	1: [signature] April-5-16	9:21 Am
2: [signature] April-5-16	12:30	2: [signature]	4-5-16 13:30
3:		3:	

SPECIAL INSTRUCTIONS/COMMENTS: Nitrates: 48 hr hold time

SHIPMENT METHOD
OUT / / VIA:
IN / / VIA:
CLIENT FedEx UPS MAIL COURIER
GREYHOUND OTHER

PROJECT INFORMATION
PROJECT NAME: AMC Dalton
PROJECT #: 02.20140392.16
SITE ADDRESS:
SEND REPORT TO: Danielle Edwards
INVOICE TO: (IF DIFFERENT FROM ABOVE)
QUOTE #: PO#:

RECEIPT
Total # of Containers: 22

Turnaround Time Request
- (●) Standard 5 Business Days
- ( ) 2 Business Day Rush
- ( ) Next Business Day Rush
- ( ) Same Day Rush (auth req.)
- ( ) Other

STATE PROGRAM (if any):
E-mail? Y / N; Fax? Y / N
DATA PACKAGE: I II III IV

SAMPLES RECEIVED AFTER 3PM OR SATURDAY ARE CONSIDERED AS RECEIVED ON THE NEXT BUSINESS DAY; IF NO TAT IS MARKED ON COC AES WILL PROCEED AS STANDARD TAT.
SAMPLES ARE DISPOSED OF 30 DAYS AFTER COMPLETION OF REPORT UNLESS OTHER ARRANGEMENTS ARE MADE.

MATRIX CODES: A = Air GW = Groundwater SE = Sediment SO = Soil SW = Surface Water W = Water (Blanks) O = Other (specify)
PRESERVATIVE CODES: H+I = Hydrochloric acid + ice I = Ice only N = Nitric acid S+I = Sulfuric acid + ice S/M+I = Sodium Bisulfate/Methanol + ice O = Other (specify) NA = None

White Copy - Original; Yellow Copy - Client

Analytical Environmental Services, Inc **Date:** 3-May-16

Client:	EarthCon Consultants, Inc.	**Client Sample ID:**	MW-22D
Project Name:	AMC Dalton	**Collection Date:**	4/4/2016 12:50:00 PM
Lab ID:	1604348-001	**Matrix:**	Groundwater

Analyses	Result	Qual	MDL	Reporting Limit	Units	BatchID	DF	Date Analyzed	Analyst
Total Organic Carbon (TOC) by SM5310B									
Organic Carbon, Total	BRL		0.137	1.00	mg/L	R314422	1	04/11/2016 17:49	YS
TCL VOLATILE ORGANICS SW8260B					(SW5030B)				
1,1,1-Trichloroethane	0.19		0.00025	0.005	mg/L	222302	1	04/07/2016 17:35	NP
1,1-Dichloroethane	0.014		0.00025	0.005	mg/L	222302	1	04/07/2016 17:35	NP
1,1-Dichloroethene	0.14		0.00036	0.005	mg/L	222302	1	04/07/2016 17:35	NP
1,2-Dichloroethane	0.001	J	0.00024	0.005	mg/L	222302	1	04/07/2016 17:35	NP
cis-1,2-Dichloroethene	BRL		0.00027	0.005	mg/L	222302	1	04/07/2016 17:35	NP
Tetrachloroethene	BRL		0.00029	0.005	mg/L	222302	1	04/07/2016 17:35	NP
trans-1,2-Dichloroethene	BRL		0.00022	0.005	mg/L	222302	1	04/07/2016 17:35	NP
Trichloroethene	BRL		0.00035	0.005	mg/L	222302	1	04/07/2016 17:35	NP
Vinyl chloride	BRL		0.00042	0.002	mg/L	222302	1	04/07/2016 17:35	NP
Surr: 4-Bromofluorobenzene	81.2		0	70.7-125	%REC	222302	1	04/07/2016 17:35	NP
Surr: Dibromofluoromethane	118		0	82.2-120	%REC	222302	1	04/07/2016 17:35	NP
Surr: Toluene-d8	91.5		0	81.8-120	%REC	222302	1	04/07/2016 17:35	NP
Sulfide by SM4500-S2-F									
Sulfide	BRL		0.598	1.00	mg/L	R314354	1	04/11/2016 10:00	PF
Inorganic Anions by IC E300.0									
Chloride	13.1		0.111	1.00	mg/L	R314061	1	04/05/2016 20:15	JW
Nitrogen, Nitrate (As N)	1.09		0.0239	0.250	mg/L	R314061	1	04/05/2016 20:15	JW
Sulfate	14.0		0.101	1.00	mg/L	R314061	1	04/05/2016 20:15	JW
GC Analysis of Gaseous Samples SOP-RSK 175					(RSK175)				
Ethane	BRL		0.0019	0.0090	mg/L	222360	1	04/08/2016 12:20	MD
Ethylene	BRL		0.0035	0.0070	mg/L	222360	1	04/08/2016 12:20	MD
Methane	BRL		0.0012	0.0040	mg/L	222360	1	04/08/2016 12:20	MD
Alkalinity by SM2320B									
Alkalinity, Total (As CaCO3)	188		1.68	3.00	mg/L	R314350	1	04/11/2016 11:00	PF
1,4-Dioxane by SIM GC/MS SW8260B-SIM					(SW5030B)				
1,4-Dioxane	0.0019	J	0.00090	0.0020	mg/L	222361	1	04/08/2016 11:46	NP
Surr: 4-Bromofluorobenzene	111		0	83.1-115	%REC	222361	1	04/08/2016 11:46	NP
Surr: Dibromofluoromethane	95.2		0	80.6-123	%REC	222361	1	04/08/2016 11:46	NP
Surr: Toluene-d8	100		0	85-115	%REC	222361	1	04/08/2016 11:46	NP

Qualifiers:

- * Value exceeds maximum contaminant level
- BRL Not detected at MDL
- H Holding times for preparation or analysis exceeded
- N Analyte not NELAC certified
- B Analyte detected in the associated method blank
- NC Not confirmed
- E Estimated value above quantitation range
- S Spike Recovery outside limits due to matrix
- J Estimated value detected below Reporting Limit
- > Greater than Result value
- < Less than Result value
- Narr See case narrative

Analytical Environmental Services, Inc **Date:** 3-May-16

Client:	EarthCon Consultants, Inc.	**Client Sample ID:**	OGB-W1
Project Name:	AMC Dalton	**Collection Date:**	4/4/2016 4:15:00 PM
Lab ID:	1604348-002	**Matrix:**	Groundwater

Analyses	Result	Qual	MDL	Reporting Limit	Units	BatchID	DF	Date Analyzed	Analyst
Total Organic Carbon (TOC) by SM5310B									
Organic Carbon, Total	1.66		0.137	1.00	mg/L	R314422	1	04/11/2016 18:04	YS
TCL VOLATILE ORGANICS SW8260B					(SW5030B)				
1,1,1-Trichloroethane	1.3		0.0025	0.050	mg/L	222302	10	04/07/2016 16:48	NP
1,1-Dichloroethane	0.005	J	0.00025	0.005	mg/L	222302	1	04/07/2016 17:59	NP
1,1-Dichloroethene	0.43		0.0036	0.050	mg/L	222302	10	04/07/2016 16:48	NP
1,2-Dichloroethane	0.001	J	0.00024	0.005	mg/L	222302	1	04/07/2016 17:59	NP
cis-1,2-Dichloroethene	BRL		0.00027	0.005	mg/L	222302	1	04/07/2016 17:59	NP
Tetrachloroethene	BRL		0.00029	0.005	mg/L	222302	1	04/07/2016 17:59	NP
trans-1,2-Dichloroethene	BRL		0.00022	0.005	mg/L	222302	1	04/07/2016 17:59	NP
Trichloroethene	BRL		0.00035	0.005	mg/L	222302	1	04/07/2016 17:59	NP
Vinyl chloride	BRL		0.00042	0.002	mg/L	222302	1	04/07/2016 17:59	NP
Surr: 4-Bromofluorobenzene	82.9		0	70.7-125	%REC	222302	1	04/07/2016 17:59	NP
Surr: 4-Bromofluorobenzene	85.8		0	70.7-125	%REC	222302	10	04/07/2016 16:48	NP
Surr: Dibromofluoromethane	132	S	0	82.2-120	%REC	222302	1	04/07/2016 17:59	NP
Surr: Dibromofluoromethane	110		0	82.2-120	%REC	222302	10	04/07/2016 16:48	NP
Surr: Toluene-d8	91		0	81.8-120	%REC	222302	1	04/07/2016 17:59	NP
Surr: Toluene-d8	90.5		0	81.8-120	%REC	222302	10	04/07/2016 16:48	NP
Sulfide by SM4500-S2-F									
Sulfide	BRL		0.598	1.00	mg/L	R314354	1	04/11/2016 10:00	PF
Inorganic Anions by IC E300.0									
Chloride	6.10		0.111	1.00	mg/L	R314061	1	04/05/2016 20:30	JW
Nitrogen, Nitrate (As N)	1.49		0.0239	0.250	mg/L	R314061	1	04/05/2016 20:30	JW
Sulfate	2.36		0.101	1.00	mg/L	R314061	1	04/05/2016 20:30	JW
GC Analysis of Gaseous Samples SOP-RSK 175					(RSK175)				
Ethane	BRL		0.0019	0.0090	mg/L	222360	1	04/08/2016 12:25	MD
Ethylene	BRL		0.0035	0.0070	mg/L	222360	1	04/08/2016 12:25	MD
Methane	BRL		0.0012	0.0040	mg/L	222360	1	04/08/2016 12:25	MD
Alkalinity by SM2320B									
Alkalinity, Total (As CaCO3)	43.0		1.68	3.00	mg/L	R314350	1	04/11/2016 11:00	PF
1,4-Dioxane by SIM GC/MS SW8260B-SIM					(SW5030B)				
1,4-Dioxane	BRL		0.00090	0.0020	mg/L	222361	1	04/08/2016 12:12	NP
Surr: 4-Bromofluorobenzene	103		0	83.1-115	%REC	222361	1	04/08/2016 12:12	NP
Surr: Dibromofluoromethane	99.3		0	80.6-123	%REC	222361	1	04/08/2016 12:12	NP
Surr: Toluene-d8	99.3		0	85-115	%REC	222361	1	04/08/2016 12:12	NP

Qualifiers:

- * Value exceeds maximum contaminant level
- BRL Not detected at MDL
- H Holding times for preparation or analysis exceeded
- N Analyte not NELAC certified
- B Analyte detected in the associated method blank
- NC Not confirmed
- E Estimated value above quantitation range
- S Spike Recovery outside limits due to matrix
- J Estimated value detected below Reporting Limit
- > Greater than Result value
- < Less than Result value
- Narr See case narrative

Analytical Environmental Services, Inc **Date:** 3-May-16

Client:	EarthCon Consultants, Inc.	**Client Sample ID:**	TRIP BLANK
Project Name:	AMC Dalton	**Collection Date:**	4/4/2016
Lab ID:	1604348-003	**Matrix:**	Aqueous

Analyses	Result	Qual	MDL	Reporting Limit	Units	BatchID	DF	Date Analyzed	Analyst
TCL VOLATILE ORGANICS SW8260B				(SW5030B)					
1,1,1-Trichloroethane	BRL		0.00025	0.005	mg/L	222302	1	04/07/2016 17:12	NP
1,1-Dichloroethane	BRL		0.00025	0.005	mg/L	222302	1	04/07/2016 17:12	NP
1,1-Dichloroethene	BRL		0.00036	0.005	mg/L	222302	1	04/07/2016 17:12	NP
1,2-Dichloroethane	BRL		0.00024	0.005	mg/L	222302	1	04/07/2016 17:12	NP
cis-1,2-Dichloroethene	BRL		0.00027	0.005	mg/L	222302	1	04/07/2016 17:12	NP
Tetrachloroethene	BRL		0.00029	0.005	mg/L	222302	1	04/07/2016 17:12	NP
trans-1,2-Dichloroethene	BRL		0.00022	0.005	mg/L	222302	1	04/07/2016 17:12	NP
Trichloroethene	BRL		0.00035	0.005	mg/L	222302	1	04/07/2016 17:12	NP
Vinyl chloride	BRL		0.00042	0.002	mg/L	222302	1	04/07/2016 17:12	NP
Surr: 4-Bromofluorobenzene	82.2		0	70.7-125	%REC	222302	1	04/07/2016 17:12	NP
Surr: Dibromofluoromethane	109		0	82.2-120	%REC	222302	1	04/07/2016 17:12	NP
Surr: Toluene-d8	90.6		0	81.8-120	%REC	222302	1	04/07/2016 17:12	NP

Qualifiers:

- * Value exceeds maximum contaminant level
- BRL Not detected at MDL
- H Holding times for preparation or analysis exceeded
- N Analyte not NELAC certified
- B Analyte detected in the associated method blank
- NC Not confirmed
- E Estimated value above quantitation range
- S Spike Recovery outside limits due to matrix
- J Estimated value detected below Reporting Limit
- > Greater than Result value
- < Less than Result value
- Narr See case narrative

Analytical Environmental Services, Inc.

Sample/Cooler Receipt Checklist

Client Earthcon Work Order Number 1604348

Checklist completed by [signature] 4-5-16
Signature Date

Carrier name: FedEx __ UPS __ Courier ✓ Client __ US Mail __ Other _____

Shipping container/cooler in good condition?	Yes ✓	No __	Not Present __
Custody seals intact on shipping container/cooler?	Yes __	No __	Not Present ✓
Custody seals intact on sample bottles?	Yes __	No __	Not Present ✓
Container/Temp Blank temperature in compliance? (0°≤6°C)*	Yes ✓	No __	

Cooler #1 1.4°C Cooler #2 _____ Cooler #3 _____ Cooler #4 _____ Cooler#5 _____ Cooler #6 _____

Chain of custody present?	Yes ✓	No __
Chain of custody signed when relinquished and received?	Yes ✓	No __
Chain of custody agrees with sample labels?	Yes ✓	No __
Samples in proper container/bottle?	Yes ✓	No __
Sample containers intact?	Yes ✓	No __
Sufficient sample volume for indicated test?	Yes ✓	No __
All samples received within holding time?	Yes ✓	No __
Was TAT marked on the COC?	Yes ✓	No __
Proceed with Standard TAT as per project history?	Yes __	No __ Not Applicable ✓
Water - VOA vials have zero headspace?	No VOA vials submitted __	Yes ✓ No __
Water - pH acceptable upon receipt?	Yes ✓	No __ Not Applicable __

Adjusted? _____ Checked by CJ

Sample Condition: Good ✓ Other(Explain) _____

(For diffusive samples or AIHA lead) Is a known blank included? Yes __ No ✓

See Case Narrative for resolution of the Non-Conformance.

* Samples do not have to comply with the given range for certain parameters.

\\Aes_server\I\Sample Receipt\My Documents\COCs and pH Adjustment Sheet\Sample_Cooler_Recipt_Checklist_Rev1.rtf

Client: EarthCon Consultants, Inc.
Project Name: AMC Dalton
Lab Order: 1604348

Dates Report

Lab Sample ID	Client Sample ID	Collection Date	Matrix	Test Name	TCLP Date	Prep Date	Analysis Date
1604348-001A	MW-22D	4/4/2016 12:50:00PM	Groundwater	Volatile Organic Compounds by GC/MS		4/8/2016 10:00:00AM	04/08/2016
1604348-001A	MW-22D	4/4/2016 12:50:00PM	Groundwater	TCL VOLATILE ORGANICS		4/6/2016 10:38:00PM	04/07/2016
1604348-001B	MW-22D	4/4/2016 12:50:00PM	Groundwater	GC Analysis of Gaseous Samples		4/8/2016 10:40:21AM	04/08/2016
1604348-001C	MW-22D	4/4/2016 12:50:00PM	Groundwater	Alkalinity by SM2320B			04/11/2016
1604348-001D	MW-22D	4/4/2016 12:50:00PM	Groundwater	Total Organic Carbon by SM5310B			04/11/2016
1604348-001E	MW-22D	4/4/2016 12:50:00PM	Groundwater	Sulfide by SM4500-S2-F			04/11/2016
1604348-001F	MW-22D	4/4/2016 12:50:00PM	Groundwater	Inorganic Anions by IC			04/05/2016
1604348-002A	OGB-W1	4/4/2016 4:15:00PM	Groundwater	Volatile Organic Compounds by GC/MS		4/8/2016 10:00:00AM	04/08/2016
1604348-002A	OGB-W1	4/4/2016 4:15:00PM	Groundwater	TCL VOLATILE ORGANICS		4/6/2016 10:38:00PM	04/07/2016
1604348-002B	OGB-W1	4/4/2016 4:15:00PM	Groundwater	GC Analysis of Gaseous Samples		4/8/2016 10:40:21AM	04/08/2016
1604348-002C	OGB-W1	4/4/2016 4:15:00PM	Groundwater	Alkalinity by SM2320B			04/11/2016
1604348-002D	OGB-W1	4/4/2016 4:15:00PM	Groundwater	Total Organic Carbon by SM5310B			04/11/2016
1604348-002E	OGB-W1	4/4/2016 4:15:00PM	Groundwater	Sulfide by SM4500-S2-F			04/11/2016
1604348-002F	OGB-W1	4/4/2016 4:15:00PM	Groundwater	Inorganic Anions by IC			04/05/2016
1604348-003A	TRIP BLANK	4/4/2016 12:00:00AM	Aqueous	TCL VOLATILE ORGANICS		4/6/2016 10:38:00PM	04/07/2016

Client: EarthCon Consultants, Inc.
Project Name: AMC Dalton
Workorder: 1604348

ANALYTICAL QC SUMMARY REPORT

BatchID: 222302

Sample ID: **MB-222302** Client ID: Units: **mg/L** Prep Date: **04/06/2016** Run No: **314148**
SampleType: **MBLK** TestCode: **TCL VOLATILE ORGANICS SW8260B** BatchID: **222302** Analysis Date: **04/06/2016** Seq No: **6758600**

Analyte	Result	RPT Limit	SPK value	SPK Ref Val	%REC	Low Limit	High Limit	RPD Ref Val	%RPD	RPD Limit	Qual
1,1,1-Trichloroethane	BRL	0.005									
1,1-Dichloroethane	BRL	0.005									
1,1-Dichloroethene	BRL	0.005									
1,2-Dichloroethane	BRL	0.005									
cis-1,2-Dichloroethene	BRL	0.005									
Tetrachloroethene	BRL	0.005									
trans-1,2-Dichloroethene	BRL	0.005									
Trichloroethene	BRL	0.005									
Vinyl chloride	BRL	0.002									
Surr: 4-Bromofluorobenzene	0.04160	0	50.00		83.2	70.7	125				
Surr: Dibromofluoromethane	0.05497	0	50.00		110	82.2	120				
Surr: Toluene-d8	0.04479	0	50.00		89.6	81.8	120				

Sample ID: **LCS-222302** Client ID: Units: **mg/L** Prep Date: **04/06/2016** Run No: **314148**
SampleType: **LCS** TestCode: **TCL VOLATILE ORGANICS SW8260B** BatchID: **222302** Analysis Date: **04/06/2016** Seq No: **6758578**

Analyte	Result	RPT Limit	SPK value	SPK Ref Val	%REC	Low Limit	High Limit	RPD Ref Val	%RPD	RPD Limit	Qual
1,1-Dichloroethene	0.05394	0.005	50.00		108	65.3	137				
Trichloroethene	0.04864	0.005	50.00		97.3	73.1	128				
Surr: 4-Bromofluorobenzene	0.04165	0	50.00		83.3	70.7	125				
Surr: Dibromofluoromethane	0.05301	0	50.00		106	82.2	120				
Surr: Toluene-d8	0.04472	0	50.00		89.4	81.8	120				

Sample ID: **1603T91-001AMS** Client ID: Units: **mg/L** Prep Date: **04/06/2016** Run No: **314148**
SampleType: **MS** TestCode: **TCL VOLATILE ORGANICS SW8260B** BatchID: **222302** Analysis Date: **04/07/2016** Seq No: **6758782**

Analyte	Result	RPT Limit	SPK value	SPK Ref Val	%REC	Low Limit	High Limit	RPD Ref Val	%RPD	RPD Limit	Qual
1,1-Dichloroethene	0.05523	0.005	50.00		110	60	150				

Qualifiers:

>	Greater than Result value	<	Less than Result value	B	Analyte detected in the associated method blank
BRL	Below reporting limit	E	Estimated (value above quantitation range)	H	Holding times for preparation or analysis exceeded
J	Estimated value detected below Reporting Limit	N	Analyte not NELAC certified	R	RPD outside limits due to matrix
Rpt Lim	Reporting Limit	S	Spike Recovery outside limits due to matrix		

Client: EarthCon Consultants, Inc.
Project Name: AMC Dalton
Workorder: 1604348

ANALYTICAL QC SUMMARY REPORT

BatchID: 222302

Sample ID: 1603T91-001AMS	Client ID:		Units: mg/L	Prep Date: 04/06/2016	Run No: 314148
SampleType: MS	TestCode: TCL VOLATILE ORGANICS SW8260B		BatchID: 222302	Analysis Date: 04/07/2016	Seq No: 6758782

Analyte	Result	RPT Limit	SPK value	SPK Ref Val	%REC	Low Limit	High Limit	RPD Ref Val	%RPD	RPD Limit	Qual
Trichloroethene	0.05095	0.005	50.00		102	70	136				
Surr: 4-Bromofluorobenzene	0.04511	0	50.00		90.2	70.7	125				
Surr: Dibromofluoromethane	0.05091	0	50.00		102	82.2	120				
Surr: Toluene-d8	0.04440	0	50.00		88.8	81.8	120				

Sample ID: 1603T91-001AMSD	Client ID:		Units: mg/L	Prep Date: 04/06/2016	Run No: 314148
SampleType: MSD	TestCode: TCL VOLATILE ORGANICS SW8260B		BatchID: 222302	Analysis Date: 04/07/2016	Seq No: 6758783

Analyte	Result	RPT Limit	SPK value	SPK Ref Val	%REC	Low Limit	High Limit	RPD Ref Val	%RPD	RPD Limit	Qual
1,1-Dichloroethene	0.05985	0.005	50.00		120	60	150	55.23	8.03	17.7	
Trichloroethene	0.05225	0.005	50.00		104	70	136	50.95	2.52	20	
Surr: 4-Bromofluorobenzene	0.04310	0	50.00		86.2	70.7	125	45.11	0	0	
Surr: Dibromofluoromethane	0.05138	0	50.00		103	82.2	120	50.91	0	0	
Surr: Toluene-d8	0.04450	0	50.00		89.0	81.8	120	44.40	0	0	

Qualifiers:

>	Greater than Result value	<	Less than Result value	B	Analyte detected in the associated method blank
BRL	Below reporting limit	E	Estimated (value above quantitation range)	H	Holding times for preparation or analysis exceeded
J	Estimated value detected below Reporting Limit	N	Analyte not NELAC certified	R	RPD outside limits due to matrix
Rpt Lim	Reporting Limit	S	Spike Recovery outside limits due to matrix		

Client: EarthCon Consultants, Inc.
Project Name: AMC Dalton
Workorder: 1604348

ANALYTICAL QC SUMMARY REPORT

BatchID: 222360

Sample ID: MB-222360	Client ID:	Units: mg/L	Prep Date: 04/08/2016	Run No: 314273
SampleType: MBLK	TestCode: GC Analysis of Gaseous Samples SOP-RSK 175	BatchID: 222360	Analysis Date: 04/08/2016	Seq No: 6761700

Analyte	Result	RPT Limit	SPK value	SPK Ref Val	%REC	Low Limit	High Limit	RPD Ref Val	%RPD	RPD Limit	Qual
Ethane	BRL	0.0090									
Ethylene	BRL	0.0070									
Methane	BRL	0.0040									

Sample ID: LCS-222360	Client ID:	Units: mg/L	Prep Date: 04/08/2016	Run No: 314273
SampleType: LCS	TestCode: GC Analysis of Gaseous Samples SOP-RSK 175	BatchID: 222360	Analysis Date: 04/08/2016	Seq No: 6761701

Analyte	Result	RPT Limit	SPK value	SPK Ref Val	%REC	Low Limit	High Limit	RPD Ref Val	%RPD	RPD Limit	Qual
Ethane	0.1097	0.0090	200.0		54.9	40.9	115				
Ethylene	0.07297	0.0070	200.0		36.5	26.8	115				
Methane	0.1244	0.0040	200.0		62.2	45.9	115				

Sample ID: LCSD-222360	Client ID:	Units: mg/L	Prep Date: 04/08/2016	Run No: 314273
SampleType: LCSD	TestCode: GC Analysis of Gaseous Samples SOP-RSK 175	BatchID: 222360	Analysis Date: 04/08/2016	Seq No: 6761702

Analyte	Result	RPT Limit	SPK value	SPK Ref Val	%REC	Low Limit	High Limit	RPD Ref Val	%RPD	RPD Limit	Qual
Ethane	0.1093	0.0090	200.0		54.6	40.9	115	109.7	0.443	20	
Ethylene	0.07496	0.0070	200.0		37.5	26.8	115	72.97	2.69	20	
Methane	0.1259	0.0040	200.0		62.9	45.9	115	124.4	1.13	20	

Sample ID: 1604348-002BMS	Client ID: OGB-W1	Units: mg/L	Prep Date: 04/08/2016	Run No: 314273
SampleType: MS	TestCode: GC Analysis of Gaseous Samples SOP-RSK 175	BatchID: 222360	Analysis Date: 04/08/2016	Seq No: 6762002

Analyte	Result	RPT Limit	SPK value	SPK Ref Val	%REC	Low Limit	High Limit	RPD Ref Val	%RPD	RPD Limit	Qual
Ethane	0.09688	0.0090	200.0		48.4	40.5	115				
Ethylene	0.06699	0.0070	200.0		33.5	23	115				
Methane	0.1106	0.0040	200.0		55.3	40	115				

Qualifiers:

>	Greater than Result value	<	Less than Result value	B	Analyte detected in the associated method blank
BRL	Below reporting limit	E	Estimated (value above quantitation range)	H	Holding times for preparation or analysis exceeded
J	Estimated value detected below Reporting Limit	N	Analyte not NELAC certified	R	RPD outside limits due to matrix
Rpt Lim	Reporting Limit	S	Spike Recovery outside limits due to matrix		

Client: EarthCon Consultants, Inc.
Project Name: AMC Dalton
Workorder: 1604348

ANALYTICAL QC SUMMARY REPORT

BatchID: 222360

Sample ID: 1604348-002BMSD	Client ID: OGB-W1	Units: mg/L	Prep Date: 04/08/2016	Run No: 314273	
SampleType: MSD	TestCode: GC Analysis of Gaseous Samples SOP-RSK 175	BatchID: 222360	Analysis Date: 04/08/2016	Seq No: 6761722	

Analyte	Result	RPT Limit	SPK value	SPK Ref Val	%REC	Low Limit	High Limit	RPD Ref Val	%RPD	RPD Limit	Qual
Ethane	0.1000	0.0090	200.0		50.0	40.5	115	96.88	3.20	20	
Ethylene	0.06878	0.0070	200.0		34.4	23	115	66.99	2.64	20	
Methane	0.1126	0.0040	200.0		56.3	40	115	110.6	1.79	20	

Qualifiers:

>	Greater than Result value	<	Less than Result value	B	Analyte detected in the associated method blank
BRL	Below reporting limit	E	Estimated (value above quantitation range)	H	Holding times for preparation or analysis exceeded
J	Estimated value detected below Reporting Limit	N	Analyte not NELAC certified	R	RPD outside limits due to matrix
Rpt Lim	Reporting Limit	S	Spike Recovery outside limits due to matrix		

Client: EarthCon Consultants, Inc.
Project Name: AMC Dalton
Workorder: 1604348

ANALYTICAL QC SUMMARY REPORT

BatchID: 222361

Sample ID: **MB-222361** Client ID:
SampleType: **MBLK** TestCode: **1,4-Dioxane by SIM GC/MS SW8260B-SIM**
Units: **mg/L** Prep Date: **04/08/2016** Run No: **314242**
BatchID: **222361** Analysis Date: **04/08/2016** Seq No: **6761147**

Analyte	Result	RPT Limit	SPK value	SPK Ref Val	%REC	Low Limit	High Limit	RPD Ref Val	%RPD	RPD Limit	Qual
1,4-Dioxane	BRL	0.0050									
Surr: 4-Bromofluorobenzene	0.05211	0	50.00		104	83.1	115				
Surr: Dibromofluoromethane	0.04944	0	50.00		98.9	80.6	123				
Surr: Toluene-d8	0.05090	0	50.00		102	85	115				

Sample ID: **LCS-222361** Client ID:
SampleType: **LCS** TestCode: **1,4-Dioxane by SIM GC/MS SW8260B-SIM**
Units: **mg/L** Prep Date: **04/08/2016** Run No: **314242**
BatchID: **222361** Analysis Date: **04/08/2016** Seq No: **6761146**

Analyte	Result	RPT Limit	SPK value	SPK Ref Val	%REC	Low Limit	High Limit	RPD Ref Val	%RPD	RPD Limit	Qual
1,4-Dioxane	0.007360	0.0050	10.00		73.6	68.2	133				
Surr: 4-Bromofluorobenzene	0.05199	0	50.00		104	83.1	115				
Surr: Dibromofluoromethane	0.05161	0	50.00		103	80.6	123				
Surr: Toluene-d8	0.05020	0	50.00		100	85	115				

Sample ID: **1604348-002AMS** Client ID: **OGB-W1**
SampleType: **MS** TestCode: **1,4-Dioxane by SIM GC/MS SW8260B-SIM**
Units: **mg/L** Prep Date: **04/08/2016** Run No: **314242**
BatchID: **222361** Analysis Date: **04/08/2016** Seq No: **6761550**

Analyte	Result	RPT Limit	SPK value	SPK Ref Val	%REC	Low Limit	High Limit	RPD Ref Val	%RPD	RPD Limit	Qual
1,4-Dioxane	0.01237	0.0050	10.00		124	53	135				
Surr: 4-Bromofluorobenzene	0.05622	0	50.00		112	83.1	115				
Surr: Dibromofluoromethane	0.04960	0	50.00		99.2	80.6	123				
Surr: Toluene-d8	0.04978	0	50.00		99.6	85	115				

Sample ID: **1604348-002AMSD** Client ID: **OGB-W1**
SampleType: **MSD** TestCode: **1,4-Dioxane by SIM GC/MS SW8260B-SIM**
Units: **mg/L** Prep Date: **04/08/2016** Run No: **314242**
BatchID: **222361** Analysis Date: **04/08/2016** Seq No: **6761551**

Analyte	Result	RPT Limit	SPK value	SPK Ref Val	%REC	Low Limit	High Limit	RPD Ref Val	%RPD	RPD Limit	Qual
1,4-Dioxane	0.01336	0.0050	10.00		134	53	135	12.37	7.70	34.4	

Qualifiers:
> Greater than Result value
< Less than Result value
B Analyte detected in the associated method blank
BRL Below reporting limit
E Estimated (value above quantitation range)
H Holding times for preparation or analysis exceeded
J Estimated value detected below Reporting Limit
N Analyte not NELAC certified
R RPD outside limits due to matrix
Rpt Lim Reporting Limit
S Spike Recovery outside limits due to matrix

Client: EarthCon Consultants, Inc.
Project Name: AMC Dalton
Workorder: 1604348

ANALYTICAL QC SUMMARY REPORT

BatchID: 222361

Sample ID: 1604348-002AMSD Client ID: OGB-W1 Units: mg/L Prep Date: 04/08/2016 Run No: 314242
SampleType: MSD TestCode: 1,4-Dioxane by SIM GC/MS SW8260B-SIM BatchID: 222361 Analysis Date: 04/08/2016 Seq No: 6761551

Analyte	Result	RPT Limit	SPK value	SPK Ref Val	%REC	Low Limit	High Limit	RPD Ref Val	%RPD	RPD Limit	Qual
Surr: 4-Bromofluorobenzene	0.05700	0	50.00		114	83.1	115	56.22	0	0	
Surr: Dibromofluoromethane	0.05229	0	50.00		105	80.6	123	49.60	0	0	
Surr: Toluene-d8	0.05125	0	50.00		102	85	115	49.78	0	0	

Qualifiers:

>	Greater than Result value	<	Less than Result value	B	Analyte detected in the associated method blank
BRL	Below reporting limit	E	Estimated (value above quantitation range)	H	Holding times for preparation or analysis exceeded
J	Estimated value detected below Reporting Limit	N	Analyte not NELAC certified	R	RPD outside limits due to matrix
Rpt Lim	Reporting Limit	S	Spike Recovery outside limits due to matrix		

Client: EarthCon Consultants, Inc.
Project Name: AMC Dalton
Workorder: 1604348

ANALYTICAL QC SUMMARY REPORT

BatchID: R314061

Sample ID: MB-R314061	Client ID:			Units: mg/L	Prep Date:	Run No: 314061
SampleType: MBLK	TestCode: Inorganic Anions by IC E300.0			BatchID: R314061	Analysis Date: 04/05/2016	Seq No: 6756350

Analyte	Result	RPT Limit	SPK value	SPK Ref Val	%REC	Low Limit	High Limit	RPD Ref Val	%RPD	RPD Limit	Qual
Chloride	BRL	1.00									
Nitrogen, Nitrate (As N)	BRL	0.250									
Sulfate	BRL	1.00									

Sample ID: LCS-R314061	Client ID:			Units: mg/L	Prep Date:	Run No: 314061
SampleType: LCS	TestCode: Inorganic Anions by IC E300.0			BatchID: R314061	Analysis Date: 04/05/2016	Seq No: 6756349

Analyte	Result	RPT Limit	SPK value	SPK Ref Val	%REC	Low Limit	High Limit	RPD Ref Val	%RPD	RPD Limit	Qual
Chloride	10.29	1.00	10.00		103	90	110				
Nitrogen, Nitrate (As N)	5.182	0.250	5.000		104	90	110				
Sulfate	25.39	1.00	25.00		102	90	110				

Sample ID: 1603T41-021GMS	Client ID:			Units: mg/L	Prep Date:	Run No: 314061
SampleType: MS	TestCode: Inorganic Anions by IC E300.0			BatchID: R314061	Analysis Date: 04/05/2016	Seq No: 6756354

Analyte	Result	RPT Limit	SPK value	SPK Ref Val	%REC	Low Limit	High Limit	RPD Ref Val	%RPD	RPD Limit	Qual
Chloride	11.95	1.00	10.00	2.157	98.0	90	110				
Nitrogen, Nitrate (As N)	5.279	0.250	5.000	0.2085	101	90	110				H
Sulfate	26.56	1.00	25.00	0.7973	103	90	110				

Sample ID: 1603T41-021GMSD	Client ID:			Units: mg/L	Prep Date:	Run No: 314061
SampleType: MSD	TestCode: Inorganic Anions by IC E300.0			BatchID: R314061	Analysis Date: 04/05/2016	Seq No: 6756355

Analyte	Result	RPT Limit	SPK value	SPK Ref Val	%REC	Low Limit	High Limit	RPD Ref Val	%RPD	RPD Limit	Qual
Chloride	12.05	1.00	10.00	2.157	98.9	90	110	11.95	0.809	20	
Nitrogen, Nitrate (As N)	5.327	0.250	5.000	0.2085	102	90	110	5.279	0.910	20	H
Sulfate	26.76	1.00	25.00	0.7973	104	90	110	26.56	0.751	20	

Qualifiers:

>	Greater than Result value	<	Less than Result value	B	Analyte detected in the associated method blank
BRL	Below reporting limit	E	Estimated (value above quantitation range)	H	Holding times for preparation or analysis exceeded
J	Estimated value detected below Reporting Limit	N	Analyte not NELAC certified	R	RPD outside limits due to matrix
Rpt Lim	Reporting Limit	S	Spike Recovery outside limits due to matrix		

Client: EarthCon Consultants, Inc.
Project Name: AMC Dalton
Workorder: 1604348

ANALYTICAL QC SUMMARY REPORT

BatchID: R314350

Sample ID: MB-R314350	Client ID:					Units: mg/L	Prep Date:		Run No: 314350
SampleType: MBLK	TestCode: Alkalinity by SM2320B					BatchID: R314350	Analysis Date: 04/11/2016		Seq No: 6763699
Analyte	Result	RPT Limit	SPK value	SPK Ref Val	%REC	Low Limit	High Limit	RPD Ref Val	%RPD	RPD Limit	Qual
Alkalinity, Total (As CaCO3)	BRL	3.00									

Sample ID: LCS-R314350	Client ID:					Units: mg/L	Prep Date:		Run No: 314350
SampleType: LCS	TestCode: Alkalinity by SM2320B					BatchID: R314350	Analysis Date: 04/11/2016		Seq No: 6763700
Analyte	Result	RPT Limit	SPK value	SPK Ref Val	%REC	Low Limit	High Limit	RPD Ref Val	%RPD	RPD Limit	Qual
Alkalinity, Total (As CaCO3)	125.0	3.00	125.0		100	75	125				

Sample ID: 1604248-006ADUP	Client ID:					Units: mg/L	Prep Date:		Run No: 314350
SampleType: DUP	TestCode: Alkalinity by SM2320B					BatchID: R314350	Analysis Date: 04/11/2016		Seq No: 6763701
Analyte	Result	RPT Limit	SPK value	SPK Ref Val	%REC	Low Limit	High Limit	RPD Ref Val	%RPD	RPD Limit	Qual
Alkalinity, Total (As CaCO3)	81.00	3.00						81.00	0	30	

Qualifiers:

>	Greater than Result value	<	Less than Result value	B	Analyte detected in the associated method blank
BRL	Below reporting limit	E	Estimated (value above quantitation range)	H	Holding times for preparation or analysis exceeded
J	Estimated value detected below Reporting Limit	N	Analyte not NELAC certified	R	RPD outside limits due to matrix
Rpt Lim	Reporting Limit	S	Spike Recovery outside limits due to matrix		

Client: EarthCon Consultants, Inc.
Project Name: AMC Dalton
Workorder: 1604348

ANALYTICAL QC SUMMARY REPORT

BatchID: R314354

Sample ID: **MB-R314354** Client ID: Units: **mg/L** Prep Date: Run No: **314354**
SampleType: **MBLK** TestCode: **Sulfide by SM4500-S2-F** BatchID: **R314354** Analysis Date: **04/11/2016** Seq No: **6763737**

Analyte	Result	RPT Limit	SPK value	SPK Ref Val	%REC	Low Limit	High Limit	RPD Ref Val	%RPD	RPD Limit	Qual
Sulfide	BRL	1.00									

Sample ID: **LCS-R314354** Client ID: Units: **mg/L** Prep Date: Run No: **314354**
SampleType: **LCS** TestCode: **Sulfide by SM4500-S2-F** BatchID: **R314354** Analysis Date: **04/11/2016** Seq No: **6763738**

Analyte	Result	RPT Limit	SPK value	SPK Ref Val	%REC	Low Limit	High Limit	RPD Ref Val	%RPD	RPD Limit	Qual
Sulfide	236.0	1.00	236.0		100	90	110				

Sample ID: **1604348-001EMS** Client ID: **MW-22D** Units: **mg/L** Prep Date: Run No: **314354**
SampleType: **MS** TestCode: **Sulfide by SM4500-S2-F** BatchID: **R314354** Analysis Date: **04/11/2016** Seq No: **6763744**

Analyte	Result	RPT Limit	SPK value	SPK Ref Val	%REC	Low Limit	High Limit	RPD Ref Val	%RPD	RPD Limit	Qual
Sulfide	11.20	1.00	11.80		94.9	80	120				

Sample ID: **1604348-001EMSD** Client ID: **MW-22D** Units: **mg/L** Prep Date: Run No: **314354**
SampleType: **MSD** TestCode: **Sulfide by SM4500-S2-F** BatchID: **R314354** Analysis Date: **04/11/2016** Seq No: **6763745**

Analyte	Result	RPT Limit	SPK value	SPK Ref Val	%REC	Low Limit	High Limit	RPD Ref Val	%RPD	RPD Limit	Qual
Sulfide	10.80	1.00	11.80		91.5	80	120	11.20	3.64	20	

Qualifiers:

>	Greater than Result value	<	Less than Result value	B	Analyte detected in the associated method blank
BRL	Below reporting limit	E	Estimated (value above quantitation range)	H	Holding times for preparation or analysis exceeded
J	Estimated value detected below Reporting Limit	N	Analyte not NELAC certified	R	RPD outside limits due to matrix
Rpt Lim	Reporting Limit	S	Spike Recovery outside limits due to matrix		

Client: EarthCon Consultants, Inc.
Project Name: AMC Dalton
Workorder: 1604348

ANALYTICAL QC SUMMARY REPORT

BatchID: R314422

Sample ID: MB-R314422	Client ID:				Units: mg/L	Prep Date:		Run No: 314422	
SampleType: MBLK	TestCode: Total Organic Carbon (TOC) by SM5310B				BatchID: R314422	Analysis Date: 04/11/2016		Seq No: 6765415	
Analyte	Result	RPT Limit	SPK value	SPK Ref Val	%REC	Low Limit	High Limit	RPD Ref Val	%RPD	RPD Limit	Qual
Organic Carbon, Total	BRL	1.00									

Sample ID: LCS-R314422	Client ID:				Units: mg/L	Prep Date:		Run No: 314422	
SampleType: LCS	TestCode: Total Organic Carbon (TOC) by SM5310B				BatchID: R314422	Analysis Date: 04/11/2016		Seq No: 6765414	
Analyte	Result	RPT Limit	SPK value	SPK Ref Val	%REC	Low Limit	High Limit	RPD Ref Val	%RPD	RPD Limit	Qual
Organic Carbon, Total	24.08	1.00	25.00		96.3	90	110				

Sample ID: 1604438-006AMS	Client ID:				Units: mg/L	Prep Date:		Run No: 314422	
SampleType: MS	TestCode: Total Organic Carbon (TOC) by SM5310B				BatchID: R314422	Analysis Date: 04/12/2016		Seq No: 6765459	
Analyte	Result	RPT Limit	SPK value	SPK Ref Val	%REC	Low Limit	High Limit	RPD Ref Val	%RPD	RPD Limit	Qual
Organic Carbon, Total	27.60	1.00	25.00	5.273	89.3	80	120				

Sample ID: 1604438-006AMSD	Client ID:				Units: mg/L	Prep Date:		Run No: 314422	
SampleType: MSD	TestCode: Total Organic Carbon (TOC) by SM5310B				BatchID: R314422	Analysis Date: 04/12/2016		Seq No: 6765462	
Analyte	Result	RPT Limit	SPK value	SPK Ref Val	%REC	Low Limit	High Limit	RPD Ref Val	%RPD	RPD Limit	Qual
Organic Carbon, Total	26.94	1.00	25.00	5.273	86.7	80	120	27.60	2.42	20	

Qualifiers:

>	Greater than Result value	<	Less than Result value	B	Analyte detected in the associated method blank
BRL	Below reporting limit	E	Estimated (value above quantitation range)	H	Holding times for preparation or analysis exceeded
J	Estimated value detected below Reporting Limit	N	Analyte not NELAC certified	R	RPD outside limits due to matrix
Rpt Lim	Reporting Limit	S	Spike Recovery outside limits due to matrix		

ANALYTICAL ENVIRONMENTAL SERVICES, INC.

AES

May 03, 2016

Danielle Edwards
EarthCon Consultants, Inc.
1880 West Oak Parkway
Marietta GA 30062

TEL: (770) 973-2100
FAX: (770) 973-7395

RE: AMC Dalton

Dear Danielle Edwards:

Order No: 1603R58

Analytical Environmental Services, Inc. received 1 samples on 3/29/2016 2:55:00 PM for the analyses presented in following report.

No problems were encountered during the analyses. Additionally, all results for the associated Quality Control samples were within EPA and/or AES established limits. Any discrepancies associated with the analyses contained herein will be noted and submitted in the form of a project Case Narrative.
AES's accreditations are as follows:
-NELAC/Florida State Laboratory ID E87582 for analysis of Non-Potable Water, Solid & Chemical Materials, and Drinking Water Microbiology, effective 07/01/15-06/30/16.
-NELAC/Louisiana Agency Interest No. 100818 for or analysis of Non-Potable Water and Solid & Chemical Materials, effective 07/01/15-06/30/16.
-NELAC/Texas Certificate No. T104704509-16-6 for or analysis of Non-Potable Water and Solid & Chemical Materials, effective 03/01/16-02/28/17.
-AIHA-LAP, LLC Laboratory ID: 100671 for Industrial Hygiene samples (Organics, Inorganics), Environmental Lead (Paint, Soil, Dust Wipes, Air), and Environmental Microbiology (Fungal) Direct Examination, effective until 09/01/17.

Chris Pafford
Project Manager

Revision 5/3/2016

ANALYTICAL ENVIRONMENTAL SERVICES, INC
3080 Presidential Drive, Atlanta GA 30340-3704
AES TEL.: (770) 457-8177 / TOLL-FREE (800) 972-4889 / FAX: (770) 457-8188

CHAIN OF CUSTODY

Work Order: 1102R58

Date: 3/28/2016 Page 1 of 1

COMPANY: Earthcon Consultants, Inc
ADDRESS: 1880 West Oak Pkwy Bldg 100 Suite 106 Marietta, GA 30062
PHONE: 770-973-2100
FAX: 770-973-7395
SAMPLED BY: Keaton Henry
SIGNATURE:

#	SAMPLE ID	SAMPLED DATE	SAMPLED TIME	Grab	Composite	Matrix (See codes)	VOC	GC Analysis	1,4 Dioxane	Alkalinity	TOC	Sulfide (Na2S)	Ion Scan	No # of Containers
	PRESERVATION (See codes)						H+I	H+I	H+I	I	S+I	O	I	
1	DMW-11	3/28/16	14:40	✓		GW	2	2	2	1	1	1	1	10
2														
3														
4														
5														
6														
7														
8														
9														
10														
11														
12														
13														
14														

ANALYSIS REQUESTED

Visit our website www.aesatlanta.com to check on the status of your results, place bottle orders, etc.

REMARKS

RELINQUISHED BY	DATE/TIME	RECEIVED BY	DATE/TIME
1:	3/29/16 18:50	1:	3/29/16 0845
2:	3/29/16 1000	2: Ty March-29-16	1:50pm
3: Ty March-29-16	2:55	3:	3-29-16 1455

SPECIAL INSTRUCTIONS/COMMENTS:
Nitrates: 48 hr hold time

SHIPMENT METHOD
OUT / / VIA:
IN / / VIA:
CLIENT FedEx UPS MAIL COURIER
GREYHOUND OTHER

PROJECT INFORMATION
PROJECT NAME: AMC Dalton
PROJECT #: 02.2014.0392.16
SITE ADDRESS:
SEND REPORT TO: Danielle Edwards
INVOICE TO (IF DIFFERENT FROM ABOVE):
QUOTE #: PO#:

RECEIPT
Total # of Containers: 10

Turnaround Time Request
- (●) Standard 5 Business Days
- ( ) 2 Business Day Rush
- ( ) Next Business Day Rush
- ( ) Same Day Rush (auth req.)
- ( ) Other

STATE PROGRAM (if any):
E-mail? Y / N; Fax? Y / N
DATA PACKAGE: I II III IV

SAMPLES RECEIVED AFTER 3PM OR ON SATURDAY ARE CONSIDERED RECEIVED THE NEXT BUSINESS DAY. IF TURNAROUND TIME IS NOT INDICATED, AES WILL PROCEED WITH STANDARD TAT OF SAMPLES.
SAMPLES ARE DISPOSED 30 DAYS AFTER REPORT COMPLETION UNLESS OTHER ARRANGEMENTS ARE MADE.

MATRIX CODES: A = Air GW = Groundwater SE = Sediment SO = Soil SW = Surface Water W = Water (Blanks) DW = Drinking Water (Blanks) O = Other (specify) WW = Waste Water
PRESERVATIVE CODES: H+I = Hydrochloric acid + ice I = Ice only N = Nitric acid S+I = Sulfuric acid + ice S/M+I = Sodium Bisulfate/Methanol + ice O = Other (specify) NA = None

White Copy - Original; Yellow Copy - Client

Analytical Environmental Services, Inc

Date: 5-May-16

Client:	EarthCon Consultants, Inc.
Project:	AMC Dalton
Lab ID:	1603R58

Case Narrative

At the client's request a revised report was made to not include Methylene Chloride by method 8260.

Analytical Environmental Services, Inc **Date:** 5-May-16

Client:	EarthCon Consultants, Inc.	**Client Sample ID:**	DMW-11
Project Name:	AMC Dalton	**Collection Date:**	3/28/2016 2:40:00 PM
Lab ID:	1603R58-001	**Matrix:**	Groundwater

Analyses	Result	Qual	MDL	Reporting Limit	Units	BatchID	DF	Date Analyzed	Analyst
Total Organic Carbon (TOC) by SM5310B									
Organic Carbon, Total	0.294	J	0.137	1.00	mg/L	R313637	1	03/30/2016 18:30	YS
TCL VOLATILE ORGANICS SW8260B					(SW5030B)				
1,1,1-Trichloroethane	BRL		0.00025	0.005	mg/L	222029	1	04/01/2016 14:34	NP
1,1-Dichloroethane	BRL		0.00025	0.005	mg/L	222029	1	04/01/2016 14:34	NP
1,1-Dichloroethene	BRL		0.00036	0.005	mg/L	222029	1	04/01/2016 14:34	NP
1,2-Dichloroethane	BRL		0.00024	0.005	mg/L	222029	1	04/01/2016 14:34	NP
cis-1,2-Dichloroethene	BRL		0.00027	0.005	mg/L	222029	1	04/01/2016 14:34	NP
Tetrachloroethene	BRL		0.00029	0.005	mg/L	222029	1	04/01/2016 14:34	NP
trans-1,2-Dichloroethene	BRL		0.00022	0.005	mg/L	222029	1	04/01/2016 14:34	NP
Trichloroethene	BRL		0.00035	0.005	mg/L	222029	1	04/01/2016 14:34	NP
Vinyl chloride	BRL		0.00042	0.002	mg/L	222029	1	04/01/2016 14:34	NP
Surr: 4-Bromofluorobenzene	84.1		0	70.7-125	%REC	222029	1	04/01/2016 14:34	NP
Surr: Dibromofluoromethane	113		0	82.2-120	%REC	222029	1	04/01/2016 14:34	NP
Surr: Toluene-d8	92.1		0	81.8-120	%REC	222029	1	04/01/2016 14:34	NP
Sulfide by SM4500-S2-F									
Sulfide	1.00		0.598	1.00	mg/L	R313849	1	04/04/2016 09:00	PF
Inorganic Anions by IC E300.0									
Chloride	5.62		0.111	1.00	mg/L	R313856	1	03/29/2016 22:18	JW
Nitrogen, Nitrate (As N)	0.515		0.0239	0.250	mg/L	R313856	1	03/29/2016 22:18	JW
Sulfate	11.5		0.101	1.00	mg/L	R313856	1	03/29/2016 22:18	JW
GC Analysis of Gaseous Samples SOP-RSK 175					(RSK175)				
Ethane	BRL		0.0019	0.0090	mg/L	221970	1	03/31/2016 12:14	MD
Ethylene	BRL		0.0035	0.0070	mg/L	221970	1	03/31/2016 12:14	MD
Methane	0.0019	J	0.0012	0.0040	mg/L	221970	1	03/31/2016 12:14	MD
Alkalinity by SM2320B									
Alkalinity, Total (As CaCO3)	64.0		1.68	3.00	mg/L	R313580	1	03/30/2016 11:40	PF
1,4-Dioxane by SIM GC/MS SW8260B-SIM					(SW5030B)				
1,4-Dioxane	BRL		0.00090	0.0020	mg/L	222102	1	04/01/2016 12:37	NP
Surr: 4-Bromofluorobenzene	98.6		0	83.1-115	%REC	222102	1	04/01/2016 12:37	NP
Surr: Dibromofluoromethane	103		0	80.6-123	%REC	222102	1	04/01/2016 12:37	NP
Surr: Toluene-d8	102		0	85-115	%REC	222102	1	04/01/2016 12:37	NP

Qualifiers:

- * Value exceeds maximum contaminant level
- BRL Not detected at MDL
- H Holding times for preparation or analysis exceeded
- N Analyte not NELAC certified
- B Analyte detected in the associated method blank
- NC Not confirmed
- E Estimated value above quantitation range
- S Spike Recovery outside limits due to matrix
- J Estimated value detected below Reporting Limit
- > Greater than Result value
- < Less than Result value
- Narr See case narrative

Analytical Environmental Services, Inc.

Sample/Cooler Receipt Checklist

Client Earthcon Consultants Work Order Number 1603R58

Checklist completed by _____ 3/29/16
Signature Date

Carrier name: FedEx __ UPS __ Courier ✓ Client __ US Mail __ Other _____

Shipping container/cooler in good condition? Yes ✓ No __ Not Present __

Custody seals intact on shipping container/cooler? Yes __ No __ Not Present ✓

Custody seals intact on sample bottles? Yes __ No __ Not Present ✓

Container/Temp Blank temperature in compliance? (0°≤6°C)* Yes ✓ No __

Cooler #1 1.2 Cooler #2 _____ Cooler #3 _____ Cooler #4 _____ Cooler#5 _____ Cooler #6 _____

Chain of custody present? Yes ✓ No __

Chain of custody signed when relinquished and received? Yes ✓ No __

Chain of custody agrees with sample labels? Yes ✓ No __

Samples in proper container/bottle? Yes ✓ No __

Sample containers intact? Yes ✓ No __

Sufficient sample volume for indicated test? Yes ✓ No __

All samples received within holding time? Yes ✓ No __

Was TAT marked on the COC? Yes ✓ No __

Proceed with Standard TAT as per project history? Yes __ No __ Not Applicable ✓

Water - VOA vials have zero headspace? No VOA vials submitted __ Yes ✓ No __

Water - pH acceptable upon receipt? Yes ✓ No __ Not Applicable __

Adjusted? _____ Checked by _____

Sample Condition: Good ✓ Other(Explain) _____

(For diffusive samples or AIHA lead) Is a known blank included? Yes __ No ✓

See Case Narrative for resolution of the Non-Conformance.

* Samples do not have to comply with the given range for certain parameters.

\\Aes_server\I\Sample Receipt\My Documents\COCs and pH Adjustment Sheet\Sample_Cooler_Recipt_Checklist_Rev1.rtf

Analytical Environmental Services, Inc

Date: 11-Apr-16

Client: EarthCon Consultants, Inc.
Project Name: AMC Dalton
Lab Order: 1603R58

Dates Report

Lab Sample ID	Client Sample ID	Collection Date	Matrix	Test Name	TCLP Date	Prep Date	Analysis Date
1603R58-001A	DMW-11	3/28/2016 2:40:00PM	Groundwater	Volatile Organic Compounds by GC/MS		4/1/2016 10:26:00AM	04/01/2016
1603R58-001A	DMW-11	3/28/2016 2:40:00PM	Groundwater	TCL VOLATILE ORGANICS		3/31/2016 9:32:00PM	04/01/2016
1603R58-001B	DMW-11	3/28/2016 2:40:00PM	Groundwater	GC Analysis of Gaseous Samples		3/31/2016 9:44:29AM	03/31/2016
1603R58-001C	DMW-11	3/28/2016 2:40:00PM	Groundwater	Alkalinity by SM2320B			03/30/2016
1603R58-001D	DMW-11	3/28/2016 2:40:00PM	Groundwater	Total Organic Carbon by SM5310B			03/30/2016
1603R58-001E	DMW-11	3/28/2016 2:40:00PM	Groundwater	Sulfide by SM4500-S2-F			04/04/2016
1603R58-001F	DMW-11	3/28/2016 2:40:00PM	Groundwater	Inorganic Anions by IC			03/29/2016

Client: EarthCon Consultants, Inc.
Project Name: AMC Dalton
Workorder: 1603R58

ANALYTICAL QC SUMMARY REPORT

BatchID: 221970

Sample ID: MB-221970	Client ID:			Units: mg/L	Prep Date: 03/31/2016	Run No: 313645
SampleType: MBLK	TestCode: GC Analysis of Gaseous Samples SOP-RSK 175			BatchID: 221970	Analysis Date: 03/31/2016	Seq No: 6747556

Analyte	Result	RPT Limit	SPK value	SPK Ref Val	%REC	Low Limit	High Limit	RPD Ref Val	%RPD	RPD Limit	Qual
Ethane	BRL	0.0090									
Ethylene	BRL	0.0070									
Methane	BRL	0.0040									

Sample ID: LCS-221970	Client ID:			Units: mg/L	Prep Date: 03/31/2016	Run No: 313645
SampleType: LCS	TestCode: GC Analysis of Gaseous Samples SOP-RSK 175			BatchID: 221970	Analysis Date: 03/31/2016	Seq No: 6747557

Analyte	Result	RPT Limit	SPK value	SPK Ref Val	%REC	Low Limit	High Limit	RPD Ref Val	%RPD	RPD Limit	Qual
Ethane	0.1110	0.0090	200.0		55.5	40.9	115				
Ethylene	0.07364	0.0070	200.0		36.8	26.8	115				
Methane	0.1236	0.0040	200.0		61.8	45.9	115				

Sample ID: LCSD-221970	Client ID:			Units: mg/L	Prep Date: 03/31/2016	Run No: 313645
SampleType: LCSD	TestCode: GC Analysis of Gaseous Samples SOP-RSK 175			BatchID: 221970	Analysis Date: 03/31/2016	Seq No: 6747558

Analyte	Result	RPT Limit	SPK value	SPK Ref Val	%REC	Low Limit	High Limit	RPD Ref Val	%RPD	RPD Limit	Qual
Ethane	0.1035	0.0090	200.0		51.8	40.9	115	111.0	6.93	20	
Ethylene	0.07043	0.0070	200.0		35.2	26.8	115	73.64	4.46	20	
Methane	0.1168	0.0040	200.0		58.4	45.9	115	123.6	5.70	20	

Sample ID: 1603R58-001BMS	Client ID: DMW-11			Units: mg/L	Prep Date: 03/31/2016	Run No: 313645
SampleType: MS	TestCode: GC Analysis of Gaseous Samples SOP-RSK 175			BatchID: 221970	Analysis Date: 03/31/2016	Seq No: 6747584

Analyte	Result	RPT Limit	SPK value	SPK Ref Val	%REC	Low Limit	High Limit	RPD Ref Val	%RPD	RPD Limit	Qual
Ethane	0.1033	0.0090	200.0		51.7	40.5	115				
Ethylene	0.06964	0.0070	200.0		34.8	23	115				
Methane	0.1172	0.0040	200.0	1.950	57.6	40	115				

Qualifiers:

>	Greater than Result value	<	Less than Result value	B	Analyte detected in the associated method blank
BRL	Below reporting limit	E	Estimated (value above quantitation range)	H	Holding times for preparation or analysis exceeded
J	Estimated value detected below Reporting Limit	N	Analyte not NELAC certified	R	RPD outside limits due to matrix
Rpt Lim	Reporting Limit	S	Spike Recovery outside limits due to matrix		

Client: EarthCon Consultants, Inc.
Project Name: AMC Dalton
Workorder: 1603R58

ANALYTICAL QC SUMMARY REPORT

BatchID: 221970

Sample ID: **1603R58-001BMSD** Client ID: **DMW-11** Units: **mg/L** Prep Date: **03/31/2016** Run No: **313645**
SampleType: **MSD** TestCode: **GC Analysis of Gaseous Samples SOP-RSK 175** BatchID: **221970** Analysis Date: **03/31/2016** Seq No: **6747585**

Analyte	Result	RPT Limit	SPK value	SPK Ref Val	%REC	Low Limit	High Limit	RPD Ref Val	%RPD	RPD Limit	Qual
Ethane	0.09826	0.0090	200.0		49.1	40.5	115	103.3	5.00	20	
Ethylene	0.06771	0.0070	200.0		33.9	23	115	69.64	2.81	20	
Methane	0.1105	0.0040	200.0	1.950	54.3	40	115	117.2	5.86	20	

Qualifiers:

>	Greater than Result value	<	Less than Result value	B	Analyte detected in the associated method blank
BRL	Below reporting limit	E	Estimated (value above quantitation range)	H	Holding times for preparation or analysis exceeded
J	Estimated value detected below Reporting Limit	N	Analyte not NELAC certified	R	RPD outside limits due to matrix
Rpt Lim	Reporting Limit	S	Spike Recovery outside limits due to matrix		

Client: EarthCon Consultants, Inc.
Project Name: AMC Dalton
Workorder: 1603R58

ANALYTICAL QC SUMMARY REPORT

BatchID: 222029

Sample ID: MB-222029	Client ID:	Units: mg/L	Prep Date: 03/31/2016	Run No: 313728
SampleType: MBLK	TestCode: TCL VOLATILE ORGANICS SW8260B	BatchID: 222029	Analysis Date: 03/31/2016	Seq No: 6748842

Analyte	Result	RPT Limit	SPK value	SPK Ref Val	%REC	Low Limit	High Limit	RPD Ref Val	%RPD	RPD Limit	Qual
1,1,1-Trichloroethane	BRL	0.005									
1,1-Dichloroethane	BRL	0.005									
1,1-Dichloroethene	BRL	0.005									
1,2-Dichloroethane	BRL	0.005									
cis-1,2-Dichloroethene	BRL	0.005									
Tetrachloroethene	BRL	0.005									
trans-1,2-Dichloroethene	BRL	0.005									
Trichloroethene	BRL	0.005									
Vinyl chloride	BRL	0.002									
Surr: 4-Bromofluorobenzene	0.04194	0	50.00		83.9	70.7	125				
Surr: Dibromofluoromethane	0.05495	0	50.00		110	82.2	120				
Surr: Toluene-d8	0.04584	0	50.00		91.7	81.8	120				

Sample ID: LCS-222029	Client ID:	Units: mg/L	Prep Date: 03/31/2016	Run No: 313728
SampleType: LCS	TestCode: TCL VOLATILE ORGANICS SW8260B	BatchID: 222029	Analysis Date: 03/31/2016	Seq No: 6748841

Analyte	Result	RPT Limit	SPK value	SPK Ref Val	%REC	Low Limit	High Limit	RPD Ref Val	%RPD	RPD Limit	Qual
1,1-Dichloroethene	0.04218	0.005	50.00		84.4	65.3	137				
Trichloroethene	0.04152	0.005	50.00		83.0	73.1	128				
Surr: 4-Bromofluorobenzene	0.04260	0	50.00		85.2	70.7	125				
Surr: Dibromofluoromethane	0.05214	0	50.00		104	82.2	120				
Surr: Toluene-d8	0.04468	0	50.00		89.4	81.8	120				

Sample ID: 1603R58-001AMS	Client ID: DMW-11	Units: mg/L	Prep Date: 03/31/2016	Run No: 313728
SampleType: MS	TestCode: TCL VOLATILE ORGANICS SW8260B	BatchID: 222029	Analysis Date: 04/01/2016	Seq No: 6748849

Analyte	Result	RPT Limit	SPK value	SPK Ref Val	%REC	Low Limit	High Limit	RPD Ref Val	%RPD	RPD Limit	Qual
1,1-Dichloroethene	4.443	0.50	5000		88.9	60	150				

Qualifiers:

>	Greater than Result value	<	Less than Result value	B	Analyte detected in the associated method blank
BRL	Below reporting limit	E	Estimated (value above quantitation range)	H	Holding times for preparation or analysis exceeded
J	Estimated value detected below Reporting Limit	N	Analyte not NELAC certified	R	RPD outside limits due to matrix
Rpt Lim	Reporting Limit	S	Spike Recovery outside limits due to matrix		

Client: EarthCon Consultants, Inc.
Project Name: AMC Dalton
Workorder: 1603R58

ANALYTICAL QC SUMMARY REPORT

BatchID: 222029

Sample ID: 1603R58-001AMS	Client ID: DMW-11	Units: mg/L	Prep Date: 03/31/2016	Run No: 313728
SampleType: MS	TestCode: TCL VOLATILE ORGANICS SW8260B	BatchID: 222029	Analysis Date: 04/01/2016	Seq No: 6748849

Analyte	Result	RPT Limit	SPK value	SPK Ref Val	%REC	Low Limit	High Limit	RPD Ref Val	%RPD	RPD Limit	Qual
Trichloroethene	4.195	0.50	5000		83.9	70	136				
Surr: 4-Bromofluorobenzene	4.222	0	5000		84.4	70.7	125				
Surr: Dibromofluoromethane	5.402	0	5000		108	82.2	120				
Surr: Toluene-d8	4.491	0	5000		89.8	81.8	120				

Sample ID: 1603R58-001AMSD	Client ID: DMW-11	Units: mg/L	Prep Date: 03/31/2016	Run No: 313728
SampleType: MSD	TestCode: TCL VOLATILE ORGANICS SW8260B	BatchID: 222029	Analysis Date: 04/01/2016	Seq No: 6748850

Analyte	Result	RPT Limit	SPK value	SPK Ref Val	%REC	Low Limit	High Limit	RPD Ref Val	%RPD	RPD Limit	Qual
1,1-Dichloroethene	4.438	0.50	5000		88.8	60	150	4443	0.113	17.7	
Trichloroethene	4.167	0.50	5000		83.3	70	136	4195	0.670	20	
Surr: 4-Bromofluorobenzene	4.230	0	5000		84.6	70.7	125	4222	0	0	
Surr: Dibromofluoromethane	5.317	0	5000		106	82.2	120	5402	0	0	
Surr: Toluene-d8	4.491	0	5000		89.8	81.8	120	4491	0	0	

Qualifiers:

>	Greater than Result value	<	Less than Result value	B	Analyte detected in the associated method blank
BRL	Below reporting limit	E	Estimated (value above quantitation range)	H	Holding times for preparation or analysis exceeded
J	Estimated value detected below Reporting Limit	N	Analyte not NELAC certified	R	RPD outside limits due to matrix
Rpt Lim	Reporting Limit	S	Spike Recovery outside limits due to matrix		

Client: EarthCon Consultants, Inc.
Project Name: AMC Dalton
Workorder: 1603R58

ANALYTICAL QC SUMMARY REPORT

BatchID: 222102

Sample ID: MB-222102	Client ID:				Units: mg/L		Prep Date: 04/01/2016		Run No: 313821
SampleType: MBLK	TestCode: 1,4-Dioxane by SIM GC/MS SW8260B-SIM				BatchID: 222102		Analysis Date: 04/01/2016		Seq No: 6750768

Analyte	Result	RPT Limit	SPK value	SPK Ref Val	%REC	Low Limit	High Limit	RPD Ref Val	%RPD	RPD Limit	Qual
1,4-Dioxane	BRL	0.0050									
Surr: 4-Bromofluorobenzene	0.04862	0	50.00		97.2	83.1	115				
Surr: Dibromofluoromethane	0.05093	0	50.00		102	80.6	123				
Surr: Toluene-d8	0.05008	0	50.00		100	85	115				

Sample ID: LCS-222102	Client ID:				Units: mg/L		Prep Date: 04/01/2016		Run No: 313821
SampleType: LCS	TestCode: 1,4-Dioxane by SIM GC/MS SW8260B-SIM				BatchID: 222102		Analysis Date: 04/01/2016		Seq No: 6750767

Analyte	Result	RPT Limit	SPK value	SPK Ref Val	%REC	Low Limit	High Limit	RPD Ref Val	%RPD	RPD Limit	Qual
1,4-Dioxane	0.01194	0.0050	10.00		119	68.2	133				
Surr: 4-Bromofluorobenzene	0.04984	0	50.00		99.7	83.1	115				
Surr: Dibromofluoromethane	0.05154	0	50.00		103	80.6	123				
Surr: Toluene-d8	0.05105	0	50.00		102	85	115				

Sample ID: 1603T80-019AMS	Client ID:				Units: mg/L		Prep Date: 04/01/2016		Run No: 313821
SampleType: MS	TestCode: 1,4-Dioxane by SIM GC/MS SW8260B-SIM				BatchID: 222102		Analysis Date: 04/01/2016		Seq No: 6750788

Analyte	Result	RPT Limit	SPK value	SPK Ref Val	%REC	Low Limit	High Limit	RPD Ref Val	%RPD	RPD Limit	Qual
1,4-Dioxane	0.02170	0.0050	10.00	13.95	77.5	53	135				
Surr: 4-Bromofluorobenzene	0.05073	0	50.00		101	83.1	115				
Surr: Dibromofluoromethane	0.05079	0	50.00		102	80.6	123				
Surr: Toluene-d8	0.05055	0	50.00		101	85	115				

Sample ID: 1603T80-019AMSD	Client ID:				Units: mg/L		Prep Date: 04/01/2016		Run No: 313821
SampleType: MSD	TestCode: 1,4-Dioxane by SIM GC/MS SW8260B-SIM				BatchID: 222102		Analysis Date: 04/01/2016		Seq No: 6750789

Analyte	Result	RPT Limit	SPK value	SPK Ref Val	%REC	Low Limit	High Limit	RPD Ref Val	%RPD	RPD Limit	Qual
1,4-Dioxane	0.02517	0.0050	10.00	13.95	112	53	135	21.70	14.8	34.4	

Qualifiers:

>	Greater than Result value	<	Less than Result value	B	Analyte detected in the associated method blank
BRL	Below reporting limit	E	Estimated (value above quantitation range)	H	Holding times for preparation or analysis exceeded
J	Estimated value detected below Reporting Limit	N	Analyte not NELAC certified	R	RPD outside limits due to matrix
Rpt Lim	Reporting Limit	S	Spike Recovery outside limits due to matrix		

Client: EarthCon Consultants, Inc.
Project Name: AMC Dalton
Workorder: 1603R58

ANALYTICAL QC SUMMARY REPORT

BatchID: 222102

Sample ID: **1603T80-019AMSD** Client ID:
SampleType: **MSD** TestCode: **1,4-Dioxane by SIM GC/MS SW8260B-SIM**
Units: **mg/L** Prep Date: **04/01/2016** Run No: **313821**
BatchID: **222102** Analysis Date: **04/01/2016** Seq No: **6750789**

Analyte	Result	RPT Limit	SPK value	SPK Ref Val	%REC	Low Limit	High Limit	RPD Ref Val	%RPD	RPD Limit	Qual
Surr: 4-Bromofluorobenzene	0.05062	0	50.00		101	83.1	115	50.73	0	0	
Surr: Dibromofluoromethane	0.05080	0	50.00		102	80.6	123	50.79	0	0	
Surr: Toluene-d8	0.05053	0	50.00		101	85	115	50.55	0	0	

Qualifiers:

>	Greater than Result value	<	Less than Result value	B	Analyte detected in the associated method blank
BRL	Below reporting limit	E	Estimated (value above quantitation range)	H	Holding times for preparation or analysis exceeded
J	Estimated value detected below Reporting Limit	N	Analyte not NELAC certified	R	RPD outside limits due to matrix
Rpt Lim	Reporting Limit	S	Spike Recovery outside limits due to matrix		

Client: EarthCon Consultants, Inc.
Project Name: AMC Dalton
Workorder: 1603R58

ANALYTICAL QC SUMMARY REPORT

BatchID: R313580

Sample ID: MB-R313580	Client ID:					Units: mg/L		Prep Date:		Run No: 313580	
SampleType: MBLK	TestCode: Alkalinity by SM2320B					BatchID: R313580		Analysis Date: 03/30/2016		Seq No: 6745280	
Analyte	Result	RPT Limit	SPK value	SPK Ref Val	%REC	Low Limit	High Limit	RPD Ref Val	%RPD	RPD Limit	Qual
Alkalinity, Total (As CaCO3)	BRL	3.00									

Sample ID: LCS-R313580	Client ID:					Units: mg/L		Prep Date:		Run No: 313580	
SampleType: LCS	TestCode: Alkalinity by SM2320B					BatchID: R313580		Analysis Date: 03/30/2016		Seq No: 6745281	
Analyte	Result	RPT Limit	SPK value	SPK Ref Val	%REC	Low Limit	High Limit	RPD Ref Val	%RPD	RPD Limit	Qual
Alkalinity, Total (As CaCO3)	123.0	3.00	125.0		98.4	75	125				

Sample ID: 1603O83-001ADUP	Client ID:					Units: mg/L		Prep Date:		Run No: 313580	
SampleType: DUP	TestCode: Alkalinity by SM2320B					BatchID: R313580		Analysis Date: 03/30/2016		Seq No: 6745293	
Analyte	Result	RPT Limit	SPK value	SPK Ref Val	%REC	Low Limit	High Limit	RPD Ref Val	%RPD	RPD Limit	Qual
Alkalinity, Total (As CaCO3)	140.0	3.00						140.0	0	30	

Qualifiers:

>	Greater than Result value	<	Less than Result value	B	Analyte detected in the associated method blank
BRL	Below reporting limit	E	Estimated (value above quantitation range)	H	Holding times for preparation or analysis exceeded
J	Estimated value detected below Reporting Limit	N	Analyte not NELAC certified	R	RPD outside limits due to matrix
Rpt Lim	Reporting Limit	S	Spike Recovery outside limits due to matrix		

Client: EarthCon Consultants, Inc.
Project Name: AMC Dalton
Workorder: 1603R58

ANALYTICAL QC SUMMARY REPORT

BatchID: R313637

Sample ID: MB-R313637	Client ID:				Units: mg/L	Prep Date:		Run No: 313637	
SampleType: MBLK	TestCode: Total Organic Carbon (TOC) by SM5310B				BatchID: R313637	Analysis Date: 03/30/2016		Seq No: 6746658	
Analyte	Result	RPT Limit	SPK value	SPK Ref Val	%REC	Low Limit	High Limit	RPD Ref Val	%RPD	RPD Limit	Qual
Organic Carbon, Total	BRL	1.00									

Sample ID: LCS-R313637	Client ID:				Units: mg/L	Prep Date:		Run No: 313637	
SampleType: LCS	TestCode: Total Organic Carbon (TOC) by SM5310B				BatchID: R313637	Analysis Date: 03/30/2016		Seq No: 6746657	
Analyte	Result	RPT Limit	SPK value	SPK Ref Val	%REC	Low Limit	High Limit	RPD Ref Val	%RPD	RPD Limit	Qual
Organic Carbon, Total	25.72	1.00	25.00		103	90	110				

Sample ID: 1603N92-007DMS	Client ID:				Units: mg/L	Prep Date:		Run No: 313637	
SampleType: MS	TestCode: Total Organic Carbon (TOC) by SM5310B				BatchID: R313637	Analysis Date: 03/30/2016		Seq No: 6746682	
Analyte	Result	RPT Limit	SPK value	SPK Ref Val	%REC	Low Limit	High Limit	RPD Ref Val	%RPD	RPD Limit	Qual
Organic Carbon, Total	26.24	1.00	25.00	1.588	98.6	80	120				

Sample ID: 1603N92-007DMSD	Client ID:				Units: mg/L	Prep Date:		Run No: 313637	
SampleType: MSD	TestCode: Total Organic Carbon (TOC) by SM5310B				BatchID: R313637	Analysis Date: 03/30/2016		Seq No: 6746683	
Analyte	Result	RPT Limit	SPK value	SPK Ref Val	%REC	Low Limit	High Limit	RPD Ref Val	%RPD	RPD Limit	Qual
Organic Carbon, Total	26.90	1.00	25.00	1.588	101	80	120	26.24	2.48	20	

Qualifiers:

>	Greater than Result value	<	Less than Result value	B	Analyte detected in the associated method blank
BRL	Below reporting limit	E	Estimated (value above quantitation range)	H	Holding times for preparation or analysis exceeded
J	Estimated value detected below Reporting Limit	N	Analyte not NELAC certified	R	RPD outside limits due to matrix
Rpt Lim	Reporting Limit	S	Spike Recovery outside limits due to matrix		

Client: EarthCon Consultants, Inc.
Project Name: AMC Dalton
Workorder: 1603R58

ANALYTICAL QC SUMMARY REPORT

BatchID: R313849

Sample ID: MB-R313849	Client ID:				Units: mg/L	Prep Date:		Run No: 313849	
SampleType: MBLK	TestCode: Sulfide by SM4500-S2-F				BatchID: R313849	Analysis Date: 04/04/2016		Seq No: 6751143	
Analyte	Result	RPT Limit	SPK value	SPK Ref Val	%REC	Low Limit	High Limit	RPD Ref Val	%RPD	RPD Limit	Qual
Sulfide	BRL	1.00									

Sample ID: LCS-R313849	Client ID:				Units: mg/L	Prep Date:		Run No: 313849	
SampleType: LCS	TestCode: Sulfide by SM4500-S2-F				BatchID: R313849	Analysis Date: 04/04/2016		Seq No: 6751144	
Analyte	Result	RPT Limit	SPK value	SPK Ref Val	%REC	Low Limit	High Limit	RPD Ref Val	%RPD	RPD Limit	Qual
Sulfide	228.0	1.00	228.0		100	90	110				

Sample ID: 1603R58-001EMS	Client ID: DMW-11				Units: mg/L	Prep Date:		Run No: 313849	
SampleType: MS	TestCode: Sulfide by SM4500-S2-F				BatchID: R313849	Analysis Date: 04/04/2016		Seq No: 6751149	
Analyte	Result	RPT Limit	SPK value	SPK Ref Val	%REC	Low Limit	High Limit	RPD Ref Val	%RPD	RPD Limit	Qual
Sulfide	10.60	1.00	11.40	1.000	84.2	80	120				

Sample ID: 1603R58-001EMSD	Client ID: DMW-11				Units: mg/L	Prep Date:		Run No: 313849	
SampleType: MSD	TestCode: Sulfide by SM4500-S2-F				BatchID: R313849	Analysis Date: 04/04/2016		Seq No: 6751150	
Analyte	Result	RPT Limit	SPK value	SPK Ref Val	%REC	Low Limit	High Limit	RPD Ref Val	%RPD	RPD Limit	Qual
Sulfide	11.00	1.00	11.40	1.000	87.7	80	120	10.60	3.70	20	

Qualifiers:

>	Greater than Result value	<	Less than Result value	B	Analyte detected in the associated method blank
BRL	Below reporting limit	E	Estimated (value above quantitation range)	H	Holding times for preparation or analysis exceeded
J	Estimated value detected below Reporting Limit	N	Analyte not NELAC certified	R	RPD outside limits due to matrix
Rpt Lim	Reporting Limit	S	Spike Recovery outside limits due to matrix		

Client: EarthCon Consultants, Inc.
Project Name: AMC Dalton
Workorder: 1603R58

ANALYTICAL QC SUMMARY REPORT

BatchID: R313856

Sample ID: **MB-R313856**	Client ID:				Units: **mg/L**	Prep Date:	Run No: **313856**
SampleType: **MBLK**	TestCode: **Inorganic Anions by IC** **E300.0**				BatchID: **R313856**	Analysis Date: **03/29/2016**	Seq No: **6751293**

Analyte	Result	RPT Limit	SPK value	SPK Ref Val	%REC	Low Limit	High Limit	RPD Ref Val	%RPD	RPD Limit	Qual
Chloride	0.1383	1.00									J
Nitrogen, Nitrate (As N)	BRL	0.250									
Sulfate	BRL	1.00									

Sample ID: **LCS-R313856**	Client ID:				Units: **mg/L**	Prep Date:	Run No: **313856**
SampleType: **LCS**	TestCode: **Inorganic Anions by IC** **E300.0**				BatchID: **R313856**	Analysis Date: **03/29/2016**	Seq No: **6751292**

Analyte	Result	RPT Limit	SPK value	SPK Ref Val	%REC	Low Limit	High Limit	RPD Ref Val	%RPD	RPD Limit	Qual
Chloride	5.064	1.00	5.000	0.1383	98.5	90	110				
Nitrogen, Nitrate (As N)	5.178	0.250	5.000		104	90	110				
Sulfate	23.96	1.00	25.00		95.9	90	110				

Sample ID: **1603R39-002BMS**	Client ID:				Units: **mg/L**	Prep Date:	Run No: **313856**
SampleType: **MS**	TestCode: **Inorganic Anions by IC** **E300.0**				BatchID: **R313856**	Analysis Date: **03/29/2016**	Seq No: **6751296**

Analyte	Result	RPT Limit	SPK value	SPK Ref Val	%REC	Low Limit	High Limit	RPD Ref Val	%RPD	RPD Limit	Qual
Chloride	83.07	10.0	50.00	40.86	84.4	90	110				S
Nitrogen, Nitrate (As N)	52.73	2.50	50.00	1.745	102	90	110				
Sulfate	278.6	10.0	250.0	37.28	96.5	90	110				

Sample ID: **1603R39-002BMSD**	Client ID:				Units: **mg/L**	Prep Date:	Run No: **313856**
SampleType: **MSD**	TestCode: **Inorganic Anions by IC** **E300.0**				BatchID: **R313856**	Analysis Date: **03/29/2016**	Seq No: **6751297**

Analyte	Result	RPT Limit	SPK value	SPK Ref Val	%REC	Low Limit	High Limit	RPD Ref Val	%RPD	RPD Limit	Qual
Chloride	82.92	10.0	50.00	40.86	84.1	90	110	83.07	0.178	20	S
Nitrogen, Nitrate (As N)	52.63	2.50	50.00	1.745	102	90	110	52.73	0.174	20	
Sulfate	276.7	10.0	250.0	37.28	95.8	90	110	278.6	0.686	20	

Qualifiers:

>	Greater than Result value	<	Less than Result value	B	Analyte detected in the associated method blank
BRL	Below reporting limit	E	Estimated (value above quantitation range)	H	Holding times for preparation or analysis exceeded
J	Estimated value detected below Reporting Limit	N	Analyte not NELAC certified	R	RPD outside limits due to matrix
Rpt Lim	Reporting Limit	S	Spike Recovery outside limits due to matrix		

AES

ANALYTICAL ENVIRONMENTAL SERVICES, INC.

May 03, 2016

Danielle Edwards
EarthCon Consultants, Inc.
1880 West Oak Parkway
Marietta GA 30062

TEL: (770) 973-2100
FAX: (770) 973-7395

RE: AMC Dalton

Dear Danielle Edwards: Order No: 1603R59

Analytical Environmental Services, Inc. received 4 samples on 3/29/2016 2:55:00 PM for the analyses presented in following report.

No problems were encountered during the analyses. Additionally, all results for the associated Quality Control samples were within EPA and/or AES established limits. Any discrepancies associated with the analyses contained herein will be noted and submitted in the form of a project Case Narrative.
AES's accreditations are as follows:
-NELAC/Florida State Laboratory ID E87582 for analysis of Non-Potable Water, Solid & Chemical Materials, and Drinking Water Microbiology, effective 07/01/15-06/30/16.
-NELAC/Louisiana Agency Interest No. 100818 for or analysis of Non-Potable Water and Solid & Chemical Materials, effective 07/01/15-06/30/16.
-NELAC/Texas Certificate No. T104704509-16-6 for or analysis of Non-Potable Water and Solid & Chemical Materials, effective 03/01/16-02/28/17.
-AIHA-LAP, LLC Laboratory ID: 100671 for Industrial Hygiene samples (Organics, Inorganics), Environmental Lead (Paint, Soil, Dust Wipes, Air), and Environmental Microbiology (Fungal) Direct Examination, effective until 09/01/17.

Chris Pafford
Project Manager

Revision 5/3/2016

ANALYTICAL ENVIRONMENTAL SERVICES, INC
3080 Presidential Drive, Atlanta GA 30340-3704
TEL.: (770) 457-8177 / TOLL-FREE (800) 972-4889 / FAX: (770) 457-8188

CHAIN OF CUSTODY

Work Order: 1403259

Date: 3/28/16 Page 1 of 1

COMPANY: Earth Con Consultants

ADDRESS: 1880 West Oak Pkwy Bldg 100 Suite 106 Marietta, GA 30062

PHONE: 770-973-2100

FAX: 770-973-7395

SAMPLED BY: Keaton Henry

SIGNATURE: [signature]

ANALYSIS REQUESTED

Visit our website www.aesatlanta.com to check on the status of your results, place bottle orders, etc.

#	SAMPLE ID	SAMPLED DATE	SAMPLED TIME	Grab	Composite	Matrix (See codes)	VOC	GC Analysis	1,4 Dioxane	Alkalinity	TOC	Sulfide (NaOH+2n)	Ion Scan							REMARKS	No # of Containers
							H+I	H+I	H+I	I	S+I	O	I								
1	DMW-1	3/28/16	18:10	✓		GW	2	2	2	1	1	1	1								10
2	DSW-1	3/28/16	15:25	✓		SW	2														2
3	Equipment Blank	3/28/16	19:20	✓		O	2														2
4	Trip Blank	3/28/16	—	✓		O	2														2
5																					
6																					
7																					
8																					
9																					
10																					
11																					
12																					
13																					
14																					

PRESERVATION (See codes)

RELINQUISHED BY	DATE/TIME	RECEIVED BY	DATE/TIME
1: [signature]	3/29/16 8:50	1: [signature]	3/29/16 0845
2: [signature]	3/28/16 1050	2: Tymarch-26-16	1150
3: Tymarch-26-16	2:55	3: Quinton Just	3-29-16 14:55

SPECIAL INSTRUCTIONS/COMMENTS: Nitrates: 48 hr hold time

SHIPMENT METHOD
OUT / / VIA:
IN / / VIA:
CLIENT FedEx UPS MAIL COURIER
GREYHOUND OTHER

PROJECT INFORMATION
PROJECT NAME: AMC Dalton
PROJECT #: 02.2014 0392.16
SITE ADDRESS:
SEND REPORT TO: Danielle Edwards
INVOICE TO: (IF DIFFERENT FROM ABOVE)
QUOTE #: PO#:

RECEIPT
Total # of Containers: 16

Turnaround Time Request
- ● Standard 5 Business Days
- ○ 2 Business Day Rush
- ○ Next Business Day Rush
- ○ Same Day Rush (auth req.)
- ○ Other

STATE PROGRAM (if any):
E-mail? Y / N; Fax? Y / N
DATA PACKAGE: I II III IV

SAMPLES RECEIVED AFTER 3PM OR ON SATURDAY ARE CONSIDERED RECEIVED THE NEXT BUSINESS DAY. IF TURNAROUND TIME IS NOT INDICATED, AES WILL PROCEED WITH STANDARD TAT OF SAMPLES.
SAMPLES ARE DISPOSED 30 DAYS AFTER REPORT COMPLETION UNLESS OTHER ARRANGEMENTS ARE MADE.

MATRIX CODES: A = Air GW = Groundwater SE = Sediment SO = Soil SW = Surface Water W = Water (Blanks) DW = Drinking Water (Blanks) O = Other (specify) WW = Waste Water
PRESERVATIVE CODES: H+I = Hydrochloric acid + ice I = Ice only N = Nitric acid S+I = Sulfuric acid + ice S/M+I = Sodium Bisulfate/Methanol + ice O = Other (specify) NA = None

White Copy - Original; Yellow Copy - Client

Analytical Environmental Services, Inc

Date: 5-May-16

Client:	EarthCon Consultants, Inc.
Project:	AMC Dalton
Lab ID:	1603R59

Case Narrative

At the client's request a revised report was made to not include Methylene Chloride by method 8260.

Analytical Environmental Services, Inc **Date:** 5-May-16

Client:	EarthCon Consultants, Inc.	**Client Sample ID:**	DMW-1
Project Name:	AMC Dalton	**Collection Date:**	3/28/2016 6:10:00 PM
Lab ID:	1603R59-001	**Matrix:**	Groundwater

Analyses	Result	Qual	MDL	Reporting Limit	Units	BatchID	DF	Date Analyzed	Analyst
Total Organic Carbon (TOC) by SM5310B									
Organic Carbon, Total	1.24		0.137	1.00	mg/L	R313637	1	03/30/2016 18:48	YS
TCL VOLATILE ORGANICS SW8260B					(SW5030B)				
1,1,1-Trichloroethane	0.81		0.0025	0.050	mg/L	222029	10	04/01/2016 03:04	NP
1,1-Dichloroethane	0.014		0.00025	0.005	mg/L	222029	1	04/01/2016 08:13	NP
1,1-Dichloroethene	1.7		0.0036	0.050	mg/L	222029	10	04/01/2016 03:04	NP
1,2-Dichloroethane	0.002	J	0.00024	0.005	mg/L	222029	1	04/01/2016 08:13	NP
cis-1,2-Dichloroethene	BRL		0.00027	0.005	mg/L	222029	1	04/01/2016 08:13	NP
Tetrachloroethene	0.002	J	0.00029	0.005	mg/L	222029	1	04/01/2016 08:13	NP
trans-1,2-Dichloroethene	BRL		0.00022	0.005	mg/L	222029	1	04/01/2016 08:13	NP
Trichloroethene	BRL		0.00035	0.005	mg/L	222029	1	04/01/2016 08:13	NP
Vinyl chloride	BRL		0.00042	0.002	mg/L	222029	1	04/01/2016 08:13	NP
Surr: 4-Bromofluorobenzene	82.7		0	70.7-125	%REC	222029	1	04/01/2016 08:13	NP
Surr: 4-Bromofluorobenzene	84.4		0	70.7-125	%REC	222029	10	04/01/2016 03:04	NP
Surr: Dibromofluoromethane	129	S	0	82.2-120	%REC	222029	1	04/01/2016 08:13	NP
Surr: Dibromofluoromethane	115		0	82.2-120	%REC	222029	10	04/01/2016 03:04	NP
Surr: Toluene-d8	89.4		0	81.8-120	%REC	222029	1	04/01/2016 08:13	NP
Surr: Toluene-d8	91.9		0	81.8-120	%REC	222029	10	04/01/2016 03:04	NP
Sulfide by SM4500-S2-F									
Sulfide	2.00		0.598	1.00	mg/L	R313849	1	04/04/2016 09:00	PF
Inorganic Anions by IC E300.0									
Chloride	4.66		0.111	1.00	mg/L	R313856	1	03/29/2016 22:33	JW
Nitrogen, Nitrate (As N)	0.0491	J	0.0239	0.250	mg/L	R313856	1	03/29/2016 22:33	JW
Sulfate	9.09		0.101	1.00	mg/L	R313856	1	03/29/2016 22:33	JW
GC Analysis of Gaseous Samples SOP-RSK 175					(RSK175)				
Ethane	BRL		0.0019	0.0090	mg/L	221970	1	03/31/2016 12:19	MD
Ethylene	BRL		0.0035	0.0070	mg/L	221970	1	03/31/2016 12:19	MD
Methane	0.0048		0.0012	0.0040	mg/L	221970	1	03/31/2016 12:19	MD
Alkalinity by SM2320B									
Alkalinity, Total (As CaCO3)	220		16.8	30.0	mg/L	R313580	10	03/30/2016 11:40	PF
1,4-Dioxane by SIM GC/MS SW8260B-SIM					(SW5030B)				
1,4-Dioxane	0.017		0.00090	0.0020	mg/L	222102	1	04/01/2016 15:15	NP
Surr: 4-Bromofluorobenzene	98.8		0	83.1-115	%REC	222102	1	04/01/2016 15:15	NP
Surr: Dibromofluoromethane	109		0	80.6-123	%REC	222102	1	04/01/2016 15:15	NP
Surr: Toluene-d8	100		0	85-115	%REC	222102	1	04/01/2016 15:15	NP

Qualifiers:

- * Value exceeds maximum contaminant level
- BRL Not detected at MDL
- H Holding times for preparation or analysis exceeded
- N Analyte not NELAC certified
- B Analyte detected in the associated method blank
- NC Not confirmed
- E Estimated value above quantitation range
- S Spike Recovery outside limits due to matrix
- J Estimated value detected below Reporting Limit
- > Greater than Result value
- < Less than Result value
- Narr See case narrative

Analytical Environmental Services, Inc **Date:** 5-May-16

Client:	EarthCon Consultants, Inc.	**Client Sample ID:**	DSW-1
Project Name:	AMC Dalton	**Collection Date:**	3/28/2016 3:25:00 PM
Lab ID:	1603R59-002	**Matrix:**	Surface Water

Analyses	Result	Qual	MDL	Reporting Limit	Units	BatchID	DF	Date Analyzed	Analyst
TCL VOLATILE ORGANICS SW8260B				(SW5030B)					
1,1,1-Trichloroethane	BRL		0 00025	0 005	mg/L	222029	1	04/01/2016 14 57	NP
1,1-Dichloroethane	BRL		0 00025	0 005	mg/L	222029	1	04/01/2016 14 57	NP
1,1-Dichloroethene	BRL		0 00036	0 005	mg/L	222029	1	04/01/2016 14 57	NP
1,2-Dichloroethane	BRL		0 00024	0 005	mg/L	222029	1	04/01/2016 14 57	NP
cis-1,2-Dichloroethene	BRL		0 00027	0 005	mg/L	222029	1	04/01/2016 14 57	NP
Tetrachloroethene	BRL		0 00029	0 005	mg/L	222029	1	04/01/2016 14 57	NP
trans-1,2-Dichloroethene	BRL		0 00022	0 005	mg/L	222029	1	04/01/2016 14 57	NP
Trichloroethene	BRL		0 00035	0 005	mg/L	222029	1	04/01/2016 14 57	NP
Vinyl chloride	BRL		0 00042	0 002	mg/L	222029	1	04/01/2016 14 57	NP
Surr: 4-Bromofluorobenzene	83		0	70 7-125	%REC	222029	1	04/01/2016 14 57	NP
Surr: Dibromofluoromethane	110		0	82 2-120	%REC	222029	1	04/01/2016 14 57	NP
Surr: Toluene-d8	91 2		0	81 8-120	%REC	222029	1	04/01/2016 14 57	NP

Qualifiers:

- * Value exceeds maximum contaminant level
- BRL Not detected at MDL
- H Holding times for preparation or analysis exceeded
- N Analyte not NELAC certified
- B Analyte detected in the associated method blank
- NC Not confirmed
- E Estimated value above quantitation range
- S Spike Recovery outside limits due to matrix
- J Estimated value detected below Reporting Limit
- > Greater than Result value
- < Less than Result value
- Narr See case narrative

Analytical Environmental Services, Inc **Date:** 5-May-16

Client:	EarthCon Consultants, Inc.	**Client Sample ID:**	EQUIPMENT BLANK
Project Name:	AMC Dalton	**Collection Date:**	3/28/2016 7:20:00 PM
Lab ID:	1603R59-003	**Matrix:**	Aqueous

Analyses	Result	Qual	MDL	Reporting Limit	Units	BatchID	DF	Date Analyzed	Analyst
TCL VOLATILE ORGANICS SW8260B				(SW5030B)					
1,1,1-Trichloroethane	BRL		0.00025	0.005	mg/L	222029	1	03/31/2016 22:44	NP
1,1-Dichloroethane	BRL		0.00025	0.005	mg/L	222029	1	03/31/2016 22:44	NP
1,1-Dichloroethene	BRL		0.00036	0.005	mg/L	222029	1	03/31/2016 22:44	NP
1,2-Dichloroethane	BRL		0.00024	0.005	mg/L	222029	1	03/31/2016 22:44	NP
cis-1,2-Dichloroethene	BRL		0.00027	0.005	mg/L	222029	1	03/31/2016 22:44	NP
Tetrachloroethene	BRL		0.00029	0.005	mg/L	222029	1	03/31/2016 22:44	NP
trans-1,2-Dichloroethene	BRL		0.00022	0.005	mg/L	222029	1	03/31/2016 22:44	NP
Trichloroethene	BRL		0.00035	0.005	mg/L	222029	1	03/31/2016 22:44	NP
Vinyl chloride	BRL		0.00042	0.002	mg/L	222029	1	03/31/2016 22:44	NP
Surr: 4-Bromofluorobenzene	85		0	70.7-125	%REC	222029	1	03/31/2016 22:44	NP
Surr: Dibromofluoromethane	113		0	82.2-120	%REC	222029	1	03/31/2016 22:44	NP
Surr: Toluene-d8	92.4		0	81.8-120	%REC	222029	1	03/31/2016 22:44	NP

Qualifiers:

- * Value exceeds maximum contaminant level
- BRL Not detected at MDL
- H Holding times for preparation or analysis exceeded
- N Analyte not NELAC certified
- B Analyte detected in the associated method blank
- NC Not confirmed
- E Estimated value above quantitation range
- S Spike Recovery outside limits due to matrix
- J Estimated value detected below Reporting Limit
- > Greater than Result value
- < Less than Result value
- Narr See case narrative

Analytical Environmental Services, Inc **Date:** 5-May-16

Client:	EarthCon Consultants, Inc.	**Client Sample ID:**	TRIP BLANK
Project Name:	AMC Dalton	**Collection Date:**	3/28/2016
Lab ID:	1603R59-004	**Matrix:**	Aqueous

Analyses	Result	Qual	MDL	Reporting Limit	Units	BatchID	DF	Date Analyzed	Analyst
TCL VOLATILE ORGANICS SW8260B				(SW5030B)					
1,1,1-Trichloroethane	BRL		0 00025	0 005	mg/L	222029	1	03/31/2016 23 07	NP
1,1-Dichloroethane	BRL		0 00025	0 005	mg/L	222029	1	03/31/2016 23 07	NP
1,1-Dichloroethene	BRL		0 00036	0 005	mg/L	222029	1	03/31/2016 23 07	NP
1,2-Dichloroethane	BRL		0 00024	0 005	mg/L	222029	1	03/31/2016 23 07	NP
cis-1,2-Dichloroethene	BRL		0 00027	0 005	mg/L	222029	1	03/31/2016 23 07	NP
Tetrachloroethene	BRL		0 00029	0 005	mg/L	222029	1	03/31/2016 23 07	NP
trans-1,2-Dichloroethene	BRL		0 00022	0 005	mg/L	222029	1	03/31/2016 23 07	NP
Trichloroethene	BRL		0 00035	0 005	mg/L	222029	1	03/31/2016 23 07	NP
Vinyl chloride	BRL		0 00042	0 002	mg/L	222029	1	03/31/2016 23 07	NP
Surr: 4-Bromofluorobenzene	84 1		0	70 7-125	%REC	222029	1	03/31/2016 23 07	NP
Surr: Dibromofluoromethane	112		0	82 2-120	%REC	222029	1	03/31/2016 23 07	NP
Surr: Toluene-d8	92 5		0	81 8-120	%REC	222029	1	03/31/2016 23 07	NP

Qualifiers:

*	Value exceeds maximum contaminant level	E	Estimated value above quantitation range
BRL	Not detected at MDL	S	Spike Recovery outside limits due to matrix
H	Holding times for preparation or analysis exceeded	J	Estimated value detected below Reporting Limit
N	Analyte not NELAC certified	>	Greater than Result value
B	Analyte detected in the associated method blank	<	Less than Result value
NC	Not confirmed	Narr	See case narrative

Analytical Environmental Services, Inc.

Sample/Cooler Receipt Checklist

Client Earthcon Consultants Work Order Number 1603R59

Checklist completed by _____ 3/29/16
Signature Date

Carrier name: FedEx __ UPS __ Courier ✓ Client __ US Mail __ Other _____

Shipping container/cooler in good condition? Yes ✓ No __ Not Present __

Custody seals intact on shipping container/cooler? Yes __ No __ Not Present ✓

Custody seals intact on sample bottles? Yes __ No __ Not Present ✓

Container/Temp Blank temperature in compliance? (0°≤6°C)* Yes ✓ No __

Cooler #1 1.2 Cooler #2 _____ Cooler #3 _____ Cooler #4 _____ Cooler#5 _____ Cooler #6 _____

Chain of custody present? Yes ✓ No __

Chain of custody signed when relinquished and received? Yes ✓ No __

Chain of custody agrees with sample labels? Yes ✓ No __

Samples in proper container/bottle? Yes ✓ No __

Sample containers intact? Yes ✓ No __

Sufficient sample volume for indicated test? Yes ✓ No __

All samples received within holding time? Yes ✓ No __

Was TAT marked on the COC? Yes ✓ No __

Proceed with Standard TAT as per project history? Yes __ No __ Not Applicable ✓

Water - VOA vials have zero headspace? No VOA vials submitted __ Yes ✓ No __

Water - pH acceptable upon receipt? Yes ✓ No __ Not Applicable __

Adjusted? _____ Checked by _____

Sample Condition: Good ✓ Other(Explain) _____

(For diffusive samples or AIHA lead) Is a known blank included? Yes __ No ✓

See Case Narrative for resolution of the Non-Conformance.

* Samples do not have to comply with the given range for certain parameters.

\\Aes_server\I\Sample Receipt\My Documents\COCs and pH Adjustment Sheet\Sample_Cooler_Recipt_Checklist_Rev1.rtf

Client: EarthCon Consultants, Inc.
Project Name: AMC Dalton
Lab Order: 1603R59

Dates Report

Lab Sample ID	Client Sample ID	Collection Date	Matrix	Test Name	TCLP Date	Prep Date	Analysis Date
1603R59-001A	DMW-1	3/28/2016 6:10:00PM	Groundwater	Volatile Organic Compounds by GC/MS		4/1/2016 10:26:00AM	04/01/2016
1603R59-001A	DMW-1	3/28/2016 6:10:00PM	Groundwater	TCL VOLATILE ORGANICS		3/31/2016 9:32:00PM	04/01/2016
1603R59-001B	DMW-1	3/28/2016 6:10:00PM	Groundwater	GC Analysis of Gaseous Samples		3/31/2016 9:44:29AM	03/31/2016
1603R59-001C	DMW-1	3/28/2016 6:10:00PM	Groundwater	Alkalinity by SM2320B			03/30/2016
1603R59-001D	DMW-1	3/28/2016 6:10:00PM	Groundwater	Total Organic Carbon by SM5310B			03/30/2016
1603R59-001E	DMW-1	3/28/2016 6:10:00PM	Groundwater	Sulfide by SM4500-S2-F			04/04/2016
1603R59-001F	DMW-1	3/28/2016 6:10:00PM	Groundwater	Inorganic Anions by IC			03/29/2016
1603R59-002A	DSW-1	3/28/2016 3:25:00PM	Surface Water	TCL VOLATILE ORGANICS		3/31/2016 9:32:00PM	04/01/2016
1603R59-003A	EQUIPMENT BLANK	3/28/2016 7:20:00PM	Aqueous	TCL VOLATILE ORGANICS		3/31/2016 9:32:00PM	03/31/2016
1603R59-004A	TRIP BLANK	3/28/2016 12:00:00AM	Aqueous	TCL VOLATILE ORGANICS		3/31/2016 9:32:00PM	03/31/2016

Client: EarthCon Consultants, Inc.
Project Name: AMC Dalton
Workorder: 1603R59

ANALYTICAL QC SUMMARY REPORT

BatchID: 221970

Sample ID: MB-221970	Client ID:			Units: mg/L	Prep Date: 03/31/2016	Run No: 313645
SampleType: MBLK	TestCode: GC Analysis of Gaseous Samples SOP-RSK 175			BatchID: 221970	Analysis Date: 03/31/2016	Seq No: 6747556

Analyte	Result	RPT Limit	SPK value	SPK Ref Val	%REC	Low Limit	High Limit	RPD Ref Val	%RPD	RPD Limit	Qual
Ethane	BRL	0.0090									
Ethylene	BRL	0.0070									
Methane	BRL	0.0040									

Sample ID: LCS-221970	Client ID:			Units: mg/L	Prep Date: 03/31/2016	Run No: 313645
SampleType: LCS	TestCode: GC Analysis of Gaseous Samples SOP-RSK 175			BatchID: 221970	Analysis Date: 03/31/2016	Seq No: 6747557

Analyte	Result	RPT Limit	SPK value	SPK Ref Val	%REC	Low Limit	High Limit	RPD Ref Val	%RPD	RPD Limit	Qual
Ethane	0.1110	0.0090	200.0		55.5	40.9	115				
Ethylene	0.07364	0.0070	200.0		36.8	26.8	115				
Methane	0.1236	0.0040	200.0		61.8	45.9	115				

Sample ID: LCSD-221970	Client ID:			Units: mg/L	Prep Date: 03/31/2016	Run No: 313645
SampleType: LCSD	TestCode: GC Analysis of Gaseous Samples SOP-RSK 175			BatchID: 221970	Analysis Date: 03/31/2016	Seq No: 6747558

Analyte	Result	RPT Limit	SPK value	SPK Ref Val	%REC	Low Limit	High Limit	RPD Ref Val	%RPD	RPD Limit	Qual
Ethane	0.1035	0.0090	200.0		51.8	40.9	115	111.0	6.93	20	
Ethylene	0.07043	0.0070	200.0		35.2	26.8	115	73.64	4.46	20	
Methane	0.1168	0.0040	200.0		58.4	45.9	115	123.6	5.70	20	

Sample ID: 1603R58-001BMS	Client ID:			Units: mg/L	Prep Date: 03/31/2016	Run No: 313645
SampleType: MS	TestCode: GC Analysis of Gaseous Samples SOP-RSK 175			BatchID: 221970	Analysis Date: 03/31/2016	Seq No: 6747584

Analyte	Result	RPT Limit	SPK value	SPK Ref Val	%REC	Low Limit	High Limit	RPD Ref Val	%RPD	RPD Limit	Qual
Ethane	0.1033	0.0090	200.0		51.7	40.5	115				
Ethylene	0.06964	0.0070	200.0		34.8	23	115				
Methane	0.1172	0.0040	200.0	1.950	57.6	40	115				

Qualifiers:

>	Greater than Result value	<	Less than Result value	B	Analyte detected in the associated method blank
BRL	Below reporting limit	E	Estimated (value above quantitation range)	H	Holding times for preparation or analysis exceeded
J	Estimated value detected below Reporting Limit	N	Analyte not NELAC certified	R	RPD outside limits due to matrix
Rpt Lim	Reporting Limit	S	Spike Recovery outside limits due to matrix		

Client: EarthCon Consultants, Inc.
Project Name: AMC Dalton
Workorder: 1603R59

ANALYTICAL QC SUMMARY REPORT

BatchID: 221970

Sample ID: **1603R58-001BMSD** Client ID:
SampleType: **MSD** TestCode: **GC Analysis of Gaseous Samples SOP-RSK 175**
Units: **mg/L** Prep Date: **03/31/2016** Run No: **313645**
BatchID: **221970** Analysis Date: **03/31/2016** Seq No: **6747585**

Analyte	Result	RPT Limit	SPK value	SPK Ref Val	%REC	Low Limit	High Limit	RPD Ref Val	%RPD	RPD Limit	Qual
Ethane	0.09826	0.0090	200.0		49.1	40.5	115	103.3	5.00	20	
Ethylene	0.06771	0.0070	200.0		33.9	23	115	69.64	2.81	20	
Methane	0.1105	0.0040	200.0	1.950	54.3	40	115	117.2	5.86	20	

Qualifiers:
> Greater than Result value
< Less than Result value
B Analyte detected in the associated method blank
BRL Below reporting limit
E Estimated (value above quantitation range)
H Holding times for preparation or analysis exceeded
J Estimated value detected below Reporting Limit
N Analyte not NELAC certified
R RPD outside limits due to matrix
Rpt Lim Reporting Limit
S Spike Recovery outside limits due to matrix

Client: EarthCon Consultants, Inc.
Project Name: AMC Dalton
Workorder: 1603R59

ANALYTICAL QC SUMMARY REPORT

BatchID: 222029

Sample ID: MB-222029	Client ID:				Units: mg/L		Prep Date: 03/31/2016		Run No: 313728	
SampleType: MBLK	TestCode: TCL VOLATILE ORGANICS SW8260B				BatchID: 222029		Analysis Date: 03/31/2016		Seq No: 6748842	
Analyte	Result	RPT Limit	SPK value	SPK Ref Val	%REC	Low Limit	High Limit	RPD Ref Val	%RPD	RPD Limit Qual
1,1,1-Trichloroethane	BRL	0.005								
1,1-Dichloroethane	BRL	0.005								
1,1-Dichloroethene	BRL	0.005								
1,2-Dichloroethane	BRL	0.005								
cis-1,2-Dichloroethene	BRL	0.005								
Tetrachloroethene	BRL	0.005								
trans-1,2-Dichloroethene	BRL	0.005								
Trichloroethene	BRL	0.005								
Vinyl chloride	BRL	0.002								
Surr: 4-Bromofluorobenzene	0.04194	0	50.00		83.9	70.7	125			
Surr: Dibromofluoromethane	0.05495	0	50.00		110	82.2	120			
Surr: Toluene-d8	0.04584	0	50.00		91.7	81.8	120			

Sample ID: LCS-222029	Client ID:				Units: mg/L		Prep Date: 03/31/2016		Run No: 313728	
SampleType: LCS	TestCode: TCL VOLATILE ORGANICS SW8260B				BatchID: 222029		Analysis Date: 03/31/2016		Seq No: 6748841	
Analyte	Result	RPT Limit	SPK value	SPK Ref Val	%REC	Low Limit	High Limit	RPD Ref Val	%RPD	RPD Limit Qual
1,1-Dichloroethene	0.04218	0.005	50.00		84.4	65.3	137			
Trichloroethene	0.04152	0.005	50.00		83.0	73.1	128			
Surr: 4-Bromofluorobenzene	0.04260	0	50.00		85.2	70.7	125			
Surr: Dibromofluoromethane	0.05214	0	50.00		104	82.2	120			
Surr: Toluene-d8	0.04468	0	50.00		89.4	81.8	120			

Sample ID: 1603R58-001AMS	Client ID:				Units: mg/L		Prep Date: 03/31/2016		Run No: 313728	
SampleType: MS	TestCode: TCL VOLATILE ORGANICS SW8260B				BatchID: 222029		Analysis Date: 04/01/2016		Seq No: 6748849	
Analyte	Result	RPT Limit	SPK value	SPK Ref Val	%REC	Low Limit	High Limit	RPD Ref Val	%RPD	RPD Limit Qual
1,1-Dichloroethene	4.443	0.50	5000		88.9	60	150			

Qualifiers:

>	Greater than Result value	<	Less than Result value	B	Analyte detected in the associated method blank
BRL	Below reporting limit	E	Estimated (value above quantitation range)	H	Holding times for preparation or analysis exceeded
J	Estimated value detected below Reporting Limit	N	Analyte not NELAC certified	R	RPD outside limits due to matrix
Rpt Lim	Reporting Limit	S	Spike Recovery outside limits due to matrix		

Client: EarthCon Consultants, Inc.
Project Name: AMC Dalton
Workorder: 1603R59

ANALYTICAL QC SUMMARY REPORT

BatchID: 222029

Sample ID: **1603R58-001AMS** Client ID:
SampleType: **MS** TestCode: **TCL VOLATILE ORGANICS SW8260B**
Units: **mg/L** Prep Date: **03/31/2016** Run No: **313728**
BatchID: **222029** Analysis Date: **04/01/2016** Seq No: **6748849**

Analyte	Result	RPT Limit	SPK value	SPK Ref Val	%REC	Low Limit	High Limit	RPD Ref Val	%RPD	RPD Limit	Qual
Trichloroethene	4.195	0.50	5000		83.9	70	136				
Surr: 4-Bromofluorobenzene	4.222	0	5000		84.4	70.7	125				
Surr: Dibromofluoromethane	5.402	0	5000		108	82.2	120				
Surr: Toluene-d8	4.491	0	5000		89.8	81.8	120				

Sample ID: **1603R58-001AMSD** Client ID:
SampleType: **MSD** TestCode: **TCL VOLATILE ORGANICS SW8260B**
Units: **mg/L** Prep Date: **03/31/2016** Run No: **313728**
BatchID: **222029** Analysis Date: **04/01/2016** Seq No: **6748850**

Analyte	Result	RPT Limit	SPK value	SPK Ref Val	%REC	Low Limit	High Limit	RPD Ref Val	%RPD	RPD Limit	Qual
1,1-Dichloroethene	4.438	0.50	5000		88.8	60	150	4443	0.113	17.7	
Trichloroethene	4.167	0.50	5000		83.3	70	136	4195	0.670	20	
Surr: 4-Bromofluorobenzene	4.230	0	5000		84.6	70.7	125	4222	0	0	
Surr: Dibromofluoromethane	5.317	0	5000		106	82.2	120	5402	0	0	
Surr: Toluene-d8	4.491	0	5000		89.8	81.8	120	4491	0	0	

Qualifiers:

>	Greater than Result value	<	Less than Result value	B	Analyte detected in the associated method blank
BRL	Below reporting limit	E	Estimated (value above quantitation range)	H	Holding times for preparation or analysis exceeded
J	Estimated value detected below Reporting Limit	N	Analyte not NELAC certified	R	RPD outside limits due to matrix
Rpt Lim	Reporting Limit	S	Spike Recovery outside limits due to matrix		

Client: EarthCon Consultants, Inc.
Project Name: AMC Dalton
Workorder: 1603R59

ANALYTICAL QC SUMMARY REPORT

BatchID: 222102

Sample ID: **MB-222102**	Client ID:		Units: **mg/L**	Prep Date: **04/01/2016**	Run No: **313821**
SampleType: **MBLK**	TestCode: **1,4-Dioxane by SIM GC/MS SW8260B-SIM**		BatchID: **222102**	Analysis Date: **04/01/2016**	Seq No: **6750768**

Analyte	Result	RPT Limit	SPK value	SPK Ref Val	%REC	Low Limit	High Limit	RPD Ref Val	%RPD	RPD Limit	Qual
1,4-Dioxane	BRL	0.0050									
Surr: 4-Bromofluorobenzene	0.04862	0	50.00		97.2	83.1	115				
Surr: Dibromofluoromethane	0.05093	0	50.00		102	80.6	123				
Surr: Toluene-d8	0.05008	0	50.00		100	85	115				

Sample ID: **LCS-222102**	Client ID:		Units: **mg/L**	Prep Date: **04/01/2016**	Run No: **313821**
SampleType: **LCS**	TestCode: **1,4-Dioxane by SIM GC/MS SW8260B-SIM**		BatchID: **222102**	Analysis Date: **04/01/2016**	Seq No: **6750767**

Analyte	Result	RPT Limit	SPK value	SPK Ref Val	%REC	Low Limit	High Limit	RPD Ref Val	%RPD	RPD Limit	Qual
1,4-Dioxane	0.01194	0.0050	10.00		119	68.2	133				
Surr: 4-Bromofluorobenzene	0.04984	0	50.00		99.7	83.1	115				
Surr: Dibromofluoromethane	0.05154	0	50.00		103	80.6	123				
Surr: Toluene-d8	0.05105	0	50.00		102	85	115				

Sample ID: **1603T80-019AMS**	Client ID:		Units: **mg/L**	Prep Date: **04/01/2016**	Run No: **313821**
SampleType: **MS**	TestCode: **1,4-Dioxane by SIM GC/MS SW8260B-SIM**		BatchID: **222102**	Analysis Date: **04/01/2016**	Seq No: **6750788**

Analyte	Result	RPT Limit	SPK value	SPK Ref Val	%REC	Low Limit	High Limit	RPD Ref Val	%RPD	RPD Limit	Qual
1,4-Dioxane	0.02170	0.0050	10.00	13.95	77.5	53	135				
Surr: 4-Bromofluorobenzene	0.05073	0	50.00		101	83.1	115				
Surr: Dibromofluoromethane	0.05079	0	50.00		102	80.6	123				
Surr: Toluene-d8	0.05055	0	50.00		101	85	115				

Sample ID: **1603T80-019AMSD**	Client ID:		Units: **mg/L**	Prep Date: **04/01/2016**	Run No: **313821**
SampleType: **MSD**	TestCode: **1,4-Dioxane by SIM GC/MS SW8260B-SIM**		BatchID: **222102**	Analysis Date: **04/01/2016**	Seq No: **6750789**

Analyte	Result	RPT Limit	SPK value	SPK Ref Val	%REC	Low Limit	High Limit	RPD Ref Val	%RPD	RPD Limit	Qual
1,4-Dioxane	0.02517	0.0050	10.00	13.95	112	53	135	21.70	14.8	34.4	

Qualifiers:

>	Greater than Result value	<	Less than Result value	B	Analyte detected in the associated method blank
BRL	Below reporting limit	E	Estimated (value above quantitation range)	H	Holding times for preparation or analysis exceeded
J	Estimated value detected below Reporting Limit	N	Analyte not NELAC certified	R	RPD outside limits due to matrix
Rpt Lim	Reporting Limit	S	Spike Recovery outside limits due to matrix		

Client: EarthCon Consultants, Inc.
Project Name: AMC Dalton
Workorder: 1603R59

ANALYTICAL QC SUMMARY REPORT

BatchID: 222102

Sample ID: **1603T80-019AMSD** Client ID:
SampleType: **MSD** TestCode: **1,4-Dioxane by SIM GC/MS SW8260B-SIM**
Units: **mg/L** Prep Date: **04/01/2016** Run No: **313821**
BatchID: **222102** Analysis Date: **04/01/2016** Seq No: **6750789**

Analyte	Result	RPT Limit	SPK value	SPK Ref Val	%REC	Low Limit	High Limit	RPD Ref Val	%RPD	RPD Limit	Qual
Surr: 4-Bromofluorobenzene	0.05062	0	50.00		101	83.1	115	50.73	0	0	
Surr: Dibromofluoromethane	0.05080	0	50.00		102	80.6	123	50.79	0	0	
Surr: Toluene-d8	0.05053	0	50.00		101	85	115	50.55	0	0	

Qualifiers:
> Greater than Result value
< Less than Result value
B Analyte detected in the associated method blank
BRL Below reporting limit
E Estimated (value above quantitation range)
H Holding times for preparation or analysis exceeded
J Estimated value detected below Reporting Limit
N Analyte not NELAC certified
R RPD outside limits due to matrix
Rpt Lim Reporting Limit
S Spike Recovery outside limits due to matrix

Client: EarthCon Consultants, Inc.
Project Name: AMC Dalton
Workorder: 1603R59

ANALYTICAL QC SUMMARY REPORT

BatchID: R313580

Sample ID: MB-R313580	Client ID:					Units: mg/L	Prep Date:		Run No: 313580
SampleType: MBLK	TestCode: Alkalinity by SM2320B					BatchID: R313580	Analysis Date: 03/30/2016		Seq No: 6745280

Analyte	Result	RPT Limit	SPK value	SPK Ref Val	%REC	Low Limit	High Limit	RPD Ref Val	%RPD	RPD Limit	Qual
Alkalinity, Total (As CaCO3)	BRL	3.00									

Sample ID: LCS-R313580	Client ID:					Units: mg/L	Prep Date:		Run No: 313580
SampleType: LCS	TestCode: Alkalinity by SM2320B					BatchID: R313580	Analysis Date: 03/30/2016		Seq No: 6745281

Analyte	Result	RPT Limit	SPK value	SPK Ref Val	%REC	Low Limit	High Limit	RPD Ref Val	%RPD	RPD Limit	Qual
Alkalinity, Total (As CaCO3)	123.0	3.00	125.0		98.4	75	125				

Sample ID: 1603O83-001ADUP	Client ID:					Units: mg/L	Prep Date:		Run No: 313580
SampleType: DUP	TestCode: Alkalinity by SM2320B					BatchID: R313580	Analysis Date: 03/30/2016		Seq No: 6745293

Analyte	Result	RPT Limit	SPK value	SPK Ref Val	%REC	Low Limit	High Limit	RPD Ref Val	%RPD	RPD Limit	Qual
Alkalinity, Total (As CaCO3)	140.0	3.00						140.0	0	30	

Qualifiers:							
	>	Greater than Result value	<	Less than Result value	B	Analyte detected in the associated method blank
	BRL	Below reporting limit	E	Estimated (value above quantitation range)	H	Holding times for preparation or analysis exceeded
	J	Estimated value detected below Reporting Limit	N	Analyte not NELAC certified	R	RPD outside limits due to matrix
	Rpt Lim	Reporting Limit	S	Spike Recovery outside limits due to matrix		

Client: EarthCon Consultants, Inc.
Project Name: AMC Dalton
Workorder: 1603R59

ANALYTICAL QC SUMMARY REPORT

BatchID: R313637

Sample ID: MB-R313637	Client ID:				Units: mg/L	Prep Date:		Run No: 313637		
SampleType: MBLK	TestCode: Total Organic Carbon (TOC) by SM5310B				BatchID: R313637	Analysis Date: 03/30/2016		Seq No: 6746658		
Analyte	Result	RPT Limit	SPK value	SPK Ref Val	%REC	Low Limit	High Limit	RPD Ref Val	%RPD	RPD Limit Qual
Organic Carbon, Total	BRL	1.00								

Sample ID: LCS-R313637	Client ID:				Units: mg/L	Prep Date:		Run No: 313637		
SampleType: LCS	TestCode: Total Organic Carbon (TOC) by SM5310B				BatchID: R313637	Analysis Date: 03/30/2016		Seq No: 6746657		
Analyte	Result	RPT Limit	SPK value	SPK Ref Val	%REC	Low Limit	High Limit	RPD Ref Val	%RPD	RPD Limit Qual
Organic Carbon, Total	25.72	1.00	25.00		103	90	110			

Sample ID: 1603N92-007DMS	Client ID:				Units: mg/L	Prep Date:		Run No: 313637		
SampleType: MS	TestCode: Total Organic Carbon (TOC) by SM5310B				BatchID: R313637	Analysis Date: 03/30/2016		Seq No: 6746682		
Analyte	Result	RPT Limit	SPK value	SPK Ref Val	%REC	Low Limit	High Limit	RPD Ref Val	%RPD	RPD Limit Qual
Organic Carbon, Total	26.24	1.00	25.00	1.588	98.6	80	120			

Sample ID: 1603N92-007DMSD	Client ID:				Units: mg/L	Prep Date:		Run No: 313637		
SampleType: MSD	TestCode: Total Organic Carbon (TOC) by SM5310B				BatchID: R313637	Analysis Date: 03/30/2016		Seq No: 6746683		
Analyte	Result	RPT Limit	SPK value	SPK Ref Val	%REC	Low Limit	High Limit	RPD Ref Val	%RPD	RPD Limit Qual
Organic Carbon, Total	26.90	1.00	25.00	1.588	101	80	120	26.24	2.48	20

Qualifiers:

>	Greater than Result value	<	Less than Result value	B	Analyte detected in the associated method blank
BRL	Below reporting limit	E	Estimated (value above quantitation range)	H	Holding times for preparation or analysis exceeded
J	Estimated value detected below Reporting Limit	N	Analyte not NELAC certified	R	RPD outside limits due to matrix
Rpt Lim	Reporting Limit	S	Spike Recovery outside limits due to matrix		

Client: EarthCon Consultants, Inc.
Project Name: AMC Dalton
Workorder: 1603R59

ANALYTICAL QC SUMMARY REPORT

BatchID: R313849

Sample ID: MB-R313849	Client ID:					Units: mg/L	Prep Date:		Run No: 313849	
SampleType: MBLK	TestCode: Sulfide by SM4500-S2-F					BatchID: R313849	Analysis Date: 04/04/2016		Seq No: 6751143	
Analyte	Result	RPT Limit	SPK value	SPK Ref Val	%REC	Low Limit	High Limit	RPD Ref Val	%RPD	RPD Limit Qual
Sulfide	BRL	1.00								

Sample ID: LCS-R313849	Client ID:					Units: mg/L	Prep Date:		Run No: 313849	
SampleType: LCS	TestCode: Sulfide by SM4500-S2-F					BatchID: R313849	Analysis Date: 04/04/2016		Seq No: 6751144	
Analyte	Result	RPT Limit	SPK value	SPK Ref Val	%REC	Low Limit	High Limit	RPD Ref Val	%RPD	RPD Limit Qual
Sulfide	228.0	1.00	228.0		100	90	110			

Sample ID: 1603R58-001EMS	Client ID:					Units: mg/L	Prep Date:		Run No: 313849	
SampleType: MS	TestCode: Sulfide by SM4500-S2-F					BatchID: R313849	Analysis Date: 04/04/2016		Seq No: 6751149	
Analyte	Result	RPT Limit	SPK value	SPK Ref Val	%REC	Low Limit	High Limit	RPD Ref Val	%RPD	RPD Limit Qual
Sulfide	10.60	1.00	11.40	1.000	84.2	80	120			

Sample ID: 1603R58-001EMSD	Client ID:					Units: mg/L	Prep Date:		Run No: 313849	
SampleType: MSD	TestCode: Sulfide by SM4500-S2-F					BatchID: R313849	Analysis Date: 04/04/2016		Seq No: 6751150	
Analyte	Result	RPT Limit	SPK value	SPK Ref Val	%REC	Low Limit	High Limit	RPD Ref Val	%RPD	RPD Limit Qual
Sulfide	11.00	1.00	11.40	1.000	87.7	80	120	10.60	3.70	20

Qualifiers:

>	Greater than Result value	<	Less than Result value	B	Analyte detected in the associated method blank
BRL	Below reporting limit	E	Estimated (value above quantitation range)	H	Holding times for preparation or analysis exceeded
J	Estimated value detected below Reporting Limit	N	Analyte not NELAC certified	R	RPD outside limits due to matrix
Rpt Lim	Reporting Limit	S	Spike Recovery outside limits due to matrix		

Client: EarthCon Consultants, Inc.
Project Name: AMC Dalton
Workorder: 1603R59

ANALYTICAL QC SUMMARY REPORT

BatchID: R313856

Sample ID: **MB-R313856** Client ID: Units: **mg/L** Prep Date: Run No: **313856**
SampleType: **MBLK** TestCode: **Inorganic Anions by IC** **E300.0** BatchID: **R313856** Analysis Date: **03/29/2016** Seq No: **6751293**

Analyte	Result	RPT Limit	SPK value	SPK Ref Val	%REC	Low Limit	High Limit	RPD Ref Val	%RPD	RPD Limit	Qual
Chloride	0.1383	1.00									J
Nitrogen, Nitrate (As N)	BRL	0.250									
Sulfate	BRL	1.00									

Sample ID: **LCS-R313856** Client ID: Units: **mg/L** Prep Date: Run No: **313856**
SampleType: **LCS** TestCode: **Inorganic Anions by IC** **E300.0** BatchID: **R313856** Analysis Date: **03/29/2016** Seq No: **6751292**

Analyte	Result	RPT Limit	SPK value	SPK Ref Val	%REC	Low Limit	High Limit	RPD Ref Val	%RPD	RPD Limit	Qual
Chloride	5.064	1.00	5.000	0.1383	98.5	90	110				
Nitrogen, Nitrate (As N)	5.178	0.250	5.000		104	90	110				
Sulfate	23.96	1.00	25.00		95.9	90	110				

Sample ID: **1603R39-002BMS** Client ID: Units: **mg/L** Prep Date: Run No: **313856**
SampleType: **MS** TestCode: **Inorganic Anions by IC** **E300.0** BatchID: **R313856** Analysis Date: **03/29/2016** Seq No: **6751296**

Analyte	Result	RPT Limit	SPK value	SPK Ref Val	%REC	Low Limit	High Limit	RPD Ref Val	%RPD	RPD Limit	Qual
Chloride	83.07	10.0	50.00	40.86	84.4	90	110				S
Nitrogen, Nitrate (As N)	52.73	2.50	50.00	1.745	102	90	110				
Sulfate	278.6	10.0	250.0	37.28	96.5	90	110				

Sample ID: **1603R39-002BMSD** Client ID: Units: **mg/L** Prep Date: Run No: **313856**
SampleType: **MSD** TestCode: **Inorganic Anions by IC** **E300.0** BatchID: **R313856** Analysis Date: **03/29/2016** Seq No: **6751297**

Analyte	Result	RPT Limit	SPK value	SPK Ref Val	%REC	Low Limit	High Limit	RPD Ref Val	%RPD	RPD Limit	Qual
Chloride	82.92	10.0	50.00	40.86	84.1	90	110	83.07	0.178	20	S
Nitrogen, Nitrate (As N)	52.63	2.50	50.00	1.745	102	90	110	52.73	0.174	20	
Sulfate	276.7	10.0	250.0	37.28	95.8	90	110	278.6	0.686	20	

Qualifiers:

>	Greater than Result value	<	Less than Result value	B	Analyte detected in the associated method blank
BRL	Below reporting limit	E	Estimated (value above quantitation range)	H	Holding times for preparation or analysis exceeded
J	Estimated value detected below Reporting Limit	N	Analyte not NELAC certified	R	RPD outside limits due to matrix
Rpt Lim	Reporting Limit	S	Spike Recovery outside limits due to matrix		

AES

ANALYTICAL ENVIRONMENTAL SERVICES, INC.

June 28, 2016

Danielle Edwards
EarthCon Consultants, Inc.
1880 West Oak Parkway
Marietta GA 30062

TEL: (770) 973-2100
FAX: (770) 973-7395

RE: AMC Dalton

Dear Danielle Edwards: Order No: 1606M01

Analytical Environmental Services, Inc. received 9 samples on 6/22/2016 2:15:00 PM for the analyses presented in following report.

No problems were encountered during the analyses. Additionally, all results for the associated Quality Control samples were within EPA and/or AES established limits. Any discrepancies associated with the analyses contained herein will be noted and submitted in the form of a project Case Narrative.
AES's accreditations are as follows:
-NELAC/Florida State Laboratory ID E87582 for analysis of Non-Potable Water, Solid & Chemical Materials, and Drinking Water Microbiology, effective 07/01/15-06/30/16.
-NELAC/Louisiana Agency Interest No. 100818 for or analysis of Non-Potable Water and Solid & Chemical Materials, effective 07/01/15-06/30/16.
-NELAC/Texas Certificate No. T104704509-16-6 for or analysis of Non-Potable Water and Solid & Chemical Materials, effective 03/01/16-02/28/17.
-AIHA-LAP, LLC Laboratory ID: 100671 for Industrial Hygiene samples (Organics, Metals, PCM Asbestos, Gravimetric), Environmental Lead (Paint, Soil, Dust Wipes, Air), and Environmental Microbiology (Fungal) Direct Examination, effective until 09/01/17.

Chris Pafford
Project Manager

ANALYTICAL ENVIRONMENTAL SERVICES, INC
3080 Presidential Drive, Atlanta GA 30340-3704
TEL.: (770) 457-8177 / TOLL-FREE (800) 972-4889 / FAX: (770) 457-8188

CHAIN OF CUSTODY

Work Order: 1606N01

Date: 6/21/16 Page 1 of 1

COMPANY: EarthCon Consultants, Inc

ADDRESS: 1880 West Oak Pkwy Bldg 100, Suite 106 Marietta, GA 30062

PHONE: 770-973-2100

FAX: 770-973-7395

SAMPLED BY: Keaton Henry / Butch Nolin

SIGNATURE:

ANALYSIS REQUESTED: VOCs; 1,4 Dioxane

PRESERVATION (See codes): H+I; H+I

Visit our website www.aesatlanta.com to check on the status of your results, place bottle orders, etc.

#	SAMPLE ID	SAMPLED DATE	SAMPLED TIME	Grab	Composite	Matrix (See codes)	VOCs	1,4 Dioxane	REMARKS	No # of Containers
1	AMW-6	6/21/16	12:10	✓		GW	2	2		4
2	OBG-W4	06/21/16	1420	✓		GW	2	2		4
3	AMW-5	06/21/16	1650	✓		GW	2	2		4
4	DMW-14D	06/21/16	1125	✓		GW	2	2		4
5	DMW-15	06/21/16	1000	✓		GW	2	2		4
6	AMW-4	6/21/16	14:50	✓		GW	2	2		4
7	AMW-18	6/21/16	16:00	✓		GW	2	2		4
8	AMW-15	6/21/16	17:40	✓		GW	2	2		4
9	Trip Blank	6/21/16	—	✓		GW	2			2
10										
11										
12										
13										
14										

RELINQUISHED BY	DATE/TIME	RECEIVED BY	DATE/TIME
1: [signature]	6/21/16 18:15	1: [signature]	6/21/16 1815
2: [signature]	6/22/16 918	2: [signature]	6/22/16
3: [signature]		3: TJ Jun-22-16	11:26 Am

SPECIAL INSTRUCTIONS/COMMENTS: TJ 6-22-16 2:15

SHIPMENT METHOD: Jenna A [signature] 6/22/16 2:15pm
OUT / / VIA:
IN / / VIA:
CLIENT FedEx UPS MAIL COURIER
GREYHOUND OTHER

PROJECT INFORMATION

PROJECT NAME: AMC Dalton

PROJECT #: 02.2014 03 92 16

SITE ADDRESS:

SEND REPORT TO: Danielle Edwards

INVOICE TO: (IF DIFFERENT FROM ABOVE)

QUOTE #: PO#:

RECEIPT

Total # of Containers: 34

Turnaround Time Request
- (●) Standard 5 Business Days
- ( ) 2 Business Day Rush
- ( ) Next Business Day Rush
- ( ) Same Day Rush (auth req.)
- ( ) Other

STATE PROGRAM (if any):
E-mail? (Y) N; Fax? Y / N
DATA PACKAGE: I II III IV

SAMPLES RECEIVED AFTER 3PM OR ON SATURDAY ARE CONSIDERED RECEIVED THE NEXT BUSINESS DAY. IF TURNAROUND TIME IS NOT INDICATED, AES WILL PROCEED WITH STANDARD TAT OF SAMPLES. SAMPLES ARE DISPOSED 30 DAYS AFTER REPORT COMPLETION UNLESS OTHER ARRANGEMENTS ARE MADE.

MATRIX CODES: A = Air GW = Groundwater SE = Sediment SO = Soil SW = Surface Water W = Water (Blanks) DW = Drinking Water (Blanks) O = Other (specify) WW = Waste Water

PRESERVATIVE CODES: H+I = Hydrochloric acid + ice I = Ice only N = Nitric acid S+I = Sulfuric acid + ice S/M+I = Sodium Bisulfate/Methanol + ice O = Other (specify) NA = None

White Copy - Original; Yellow Copy - Client

Client: EarthCon Consultants, Inc.
Project: AMC Dalton
Lab ID: 1606M01

Case Narrative

Sample Receiving Nonconformance:

Sample information on the Chain of Custody did not match that on the sample bottle labels for 1606M01. The collection time for sample 003 was listed as "16:50" on the COC, but the bottle labgel indicated "16:45." Samples were logged using the information from the COC.

Analytical Environmental Services, Inc **Date:** 28-Jun-16

Client:	EarthCon Consultants, Inc.	**Client Sample ID:**	AMW-6
Project Name:	AMC Dalton	**Collection Date:**	6/21/2016 12:10:00 PM
Lab ID:	1606M01-001	**Matrix:**	Groundwater

Analyses	Result	Qual	MDL	Reporting Limit	Units	BatchID	DF	Date Analyzed	Analyst
TCL VOLATILE ORGANICS SW8260B					(SW5030B)				
1,1,1-Trichloroethane	0.007		0.00025	0.005	mg/L	225950	1	06/23/2016 19:40	NP
1,1-Dichloroethane	BRL		0.00025	0.005	mg/L	225950	1	06/23/2016 19:40	NP
1,1-Dichloroethene	0.004	J	0.00036	0.005	mg/L	225950	1	06/23/2016 19:40	NP
1,2-Dichloroethane	BRL		0.00024	0.005	mg/L	225950	1	06/23/2016 19:40	NP
cis-1,2-Dichloroethene	0.003	J	0.00027	0.005	mg/L	225950	1	06/23/2016 19:40	NP
Tetrachloroethene	0.57		0.0029	0.050	mg/L	225950	10	06/24/2016 12:53	JE
trans-1,2-Dichloroethene	BRL		0.00022	0.005	mg/L	225950	1	06/23/2016 19:40	NP
Trichloroethene	0.007		0.00035	0.005	mg/L	225950	1	06/23/2016 19:40	NP
Vinyl chloride	BRL		0.00042	0.002	mg/L	225950	1	06/23/2016 19:40	NP
Surr: 4-Bromofluorobenzene	96.4		0	70.7-125	%REC	225950	1	06/23/2016 19:40	NP
Surr: 4-Bromofluorobenzene	97		0	70.7-125	%REC	225950	10	06/24/2016 12:53	JE
Surr: Dibromofluoromethane	91.7		0	82.2-120	%REC	225950	1	06/23/2016 19:40	NP
Surr: Dibromofluoromethane	91.8		0	82.2-120	%REC	225950	10	06/24/2016 12:53	JE
Surr: Toluene-d8	96.9		0	81.8-120	%REC	225950	1	06/23/2016 19:40	NP
Surr: Toluene-d8	97.3		0	81.8-120	%REC	225950	10	06/24/2016 12:53	JE
1,4-Dioxane by SIM GC/MS SW8260B-SIM					(SW5030B)				
1,4-Dioxane	BRL		0.00090	0.0020	mg/L	225880	1	06/23/2016 12:22	NP
Surr: 4-Bromofluorobenzene	90.7		0	83.1-115	%REC	225880	1	06/23/2016 12:22	NP
Surr: Dibromofluoromethane	101		0	80.6-123	%REC	225880	1	06/23/2016 12:22	NP
Surr: Toluene-d8	100		0	85-115	%REC	225880	1	06/23/2016 12:22	NP

Qualifiers:

- * Value exceeds maximum contaminant level
- BRL Not detected at MDL
- H Holding times for preparation or analysis exceeded
- N Analyte not NELAC certified
- B Analyte detected in the associated method blank
- NC Not confirmed
- E Estimated value above quantitation range
- S Spike Recovery outside limits due to matrix
- J Estimated value detected below Reporting Limit
- > Greater than Result value
- < Less than Result value
- Narr See case narrative

Analytical Environmental Services, Inc **Date:** 28-Jun-16

Client:	EarthCon Consultants, Inc.	**Client Sample ID:**	OBG-W4
Project Name:	AMC Dalton	**Collection Date:**	6/21/2016 2:20:00 PM
Lab ID:	1606M01-002	**Matrix:**	Groundwater

Analyses	Result	Qual	MDL	Reporting Limit	Units	BatchID	DF	Date Analyzed	Analyst
TCL VOLATILE ORGANICS SW8260B				(SW5030B)					
1,1,1-Trichloroethane	BRL		0.00025	0.005	mg/L	225950	1	06/23/2016 20:04	NP
1,1-Dichloroethane	BRL		0.00025	0.005	mg/L	225950	1	06/23/2016 20:04	NP
1,1-Dichloroethene	BRL		0.00036	0.005	mg/L	225950	1	06/23/2016 20:04	NP
1,2-Dichloroethane	BRL		0.00024	0.005	mg/L	225950	1	06/23/2016 20:04	NP
cis-1,2-Dichloroethene	BRL		0.00027	0.005	mg/L	225950	1	06/23/2016 20:04	NP
Tetrachloroethene	0.005	J	0.00029	0.005	mg/L	225950	1	06/23/2016 20:04	NP
trans-1,2-Dichloroethene	BRL		0.00022	0.005	mg/L	225950	1	06/23/2016 20:04	NP
Trichloroethene	BRL		0.00035	0.005	mg/L	225950	1	06/23/2016 20:04	NP
Vinyl chloride	BRL		0.00042	0.002	mg/L	225950	1	06/23/2016 20:04	NP
Surr: 4-Bromofluorobenzene	95.7		0	70.7-125	%REC	225950	1	06/23/2016 20:04	NP
Surr: Dibromofluoromethane	91.8		0	82.2-120	%REC	225950	1	06/23/2016 20:04	NP
Surr: Toluene-d8	98.4		0	81.8-120	%REC	225950	1	06/23/2016 20:04	NP
1,4-Dioxane by SIM GC/MS SW8260B-SIM				(SW5030B)					
1,4-Dioxane	BRL		0.00090	0.0020	mg/L	225880	1	06/23/2016 12:49	NP
Surr: 4-Bromofluorobenzene	91.2		0	83.1-115	%REC	225880	1	06/23/2016 12:49	NP
Surr: Dibromofluoromethane	102		0	80.6-123	%REC	225880	1	06/23/2016 12:49	NP
Surr: Toluene-d8	102		0	85-115	%REC	225880	1	06/23/2016 12:49	NP

Qualifiers:

- * Value exceeds maximum contaminant level
- BRL Not detected at MDL
- H Holding times for preparation or analysis exceeded
- N Analyte not NELAC certified
- B Analyte detected in the associated method blank
- NC Not confirmed
- E Estimated value above quantitation range
- S Spike Recovery outside limits due to matrix
- J Estimated value detected below Reporting Limit
- > Greater than Result value
- < Less than Result value
- Narr See case narrative

Analytical Environmental Services, Inc **Date:** 28-Jun-16

Client:	EarthCon Consultants, Inc.	**Client Sample ID:**	AMW-5
Project Name:	AMC Dalton	**Collection Date:**	6/21/2016 4:50:00 PM
Lab ID:	1606M01-003	**Matrix:**	Groundwater

Analyses	Result	Qual	MDL	Reporting Limit	Units	BatchID	DF	Date Analyzed	Analyst
TCL VOLATILE ORGANICS SW8260B					**(SW5030B)**				
1,1,1-Trichloroethane	BRL		0.00025	0.005	mg/L	225950	1	06/23/2016 20:27	NP
1,1-Dichloroethane	BRL		0.00025	0.005	mg/L	225950	1	06/23/2016 20:27	NP
1,1-Dichloroethene	BRL		0.00036	0.005	mg/L	225950	1	06/23/2016 20:27	NP
1,2-Dichloroethane	BRL		0.00024	0.005	mg/L	225950	1	06/23/2016 20:27	NP
cis-1,2-Dichloroethene	BRL		0.00027	0.005	mg/L	225950	1	06/23/2016 20:27	NP
Tetrachloroethene	0.20		0.0029	0.050	mg/L	225950	10	06/24/2016 13:18	JE
trans-1,2-Dichloroethene	BRL		0.00022	0.005	mg/L	225950	1	06/23/2016 20:27	NP
Trichloroethene	BRL		0.00035	0.005	mg/L	225950	1	06/23/2016 20:27	NP
Vinyl chloride	BRL		0.00042	0.002	mg/L	225950	1	06/23/2016 20:27	NP
Surr: 4-Bromofluorobenzene	96.8		0	70.7-125	%REC	225950	1	06/23/2016 20:27	NP
Surr: 4-Bromofluorobenzene	97		0	70.7-125	%REC	225950	10	06/24/2016 13:18	JE
Surr: Dibromofluoromethane	91.7		0	82.2-120	%REC	225950	1	06/23/2016 20:27	NP
Surr: Dibromofluoromethane	89.8		0	82.2-120	%REC	225950	10	06/24/2016 13:18	JE
Surr: Toluene-d8	97.4		0	81.8-120	%REC	225950	1	06/23/2016 20:27	NP
Surr: Toluene-d8	97.4		0	81.8-120	%REC	225950	10	06/24/2016 13:18	JE
1,4-Dioxane by SIM GC/MS SW8260B-SIM					**(SW5030B)**				
1,4-Dioxane	BRL		0.00090	0.0020	mg/L	225880	1	06/23/2016 13:15	NP
Surr: 4-Bromofluorobenzene	91		0	83.1-115	%REC	225880	1	06/23/2016 13:15	NP
Surr: Dibromofluoromethane	101		0	80.6-123	%REC	225880	1	06/23/2016 13:15	NP
Surr: Toluene-d8	99.5		0	85-115	%REC	225880	1	06/23/2016 13:15	NP

Qualifiers:

- * Value exceeds maximum contaminant level
- BRL Not detected at MDL
- H Holding times for preparation or analysis exceeded
- N Analyte not NELAC certified
- B Analyte detected in the associated method blank
- NC Not confirmed
- E Estimated value above quantitation range
- S Spike Recovery outside limits due to matrix
- J Estimated value detected below Reporting Limit
- > Greater than Result value
- < Less than Result value
- Narr See case narrative

Analytical Environmental Services, Inc **Date:** 28-Jun-16

Client:	EarthCon Consultants, Inc.	**Client Sample ID:**	DMW-14D
Project Name:	AMC Dalton	**Collection Date:**	6/21/2016 11:25:00 AM
Lab ID:	1606M01-004	**Matrix:**	Groundwater

Analyses	Result	Qual	MDL	Reporting Limit	Units	BatchID	DF	Date Analyzed	Analyst
TCL VOLATILE ORGANICS SW8260B				(SW5030B)					
1,1,1-Trichloroethane	BRL		0.00025	0.005	mg/L	225950	1	06/23/2016 20:51	NP
1,1-Dichloroethane	BRL		0.00025	0.005	mg/L	225950	1	06/23/2016 20:51	NP
1,1-Dichloroethene	BRL		0.00036	0.005	mg/L	225950	1	06/23/2016 20:51	NP
1,2-Dichloroethane	BRL		0.00024	0.005	mg/L	225950	1	06/23/2016 20:51	NP
cis-1,2-Dichloroethene	BRL		0.00027	0.005	mg/L	225950	1	06/23/2016 20:51	NP
Tetrachloroethene	0.003	J	0.00029	0.005	mg/L	225950	1	06/23/2016 20:51	NP
trans-1,2-Dichloroethene	BRL		0.00022	0.005	mg/L	225950	1	06/23/2016 20:51	NP
Trichloroethene	BRL		0.00035	0.005	mg/L	225950	1	06/23/2016 20:51	NP
Vinyl chloride	BRL		0.00042	0.002	mg/L	225950	1	06/23/2016 20:51	NP
Surr: 4-Bromofluorobenzene	95.9		0	70.7-125	%REC	225950	1	06/23/2016 20:51	NP
Surr: Dibromofluoromethane	93.2		0	82.2-120	%REC	225950	1	06/23/2016 20:51	NP
Surr: Toluene-d8	98.8		0	81.8-120	%REC	225950	1	06/23/2016 20:51	NP
1,4-Dioxane by SIM GC/MS SW8260B-SIM				(SW5030B)					
1,4-Dioxane	BRL		0.00090	0.0020	mg/L	225880	1	06/23/2016 13:41	NP
Surr: 4-Bromofluorobenzene	92.5		0	83.1-115	%REC	225880	1	06/23/2016 13:41	NP
Surr: Dibromofluoromethane	99.4		0	80.6-123	%REC	225880	1	06/23/2016 13:41	NP
Surr: Toluene-d8	99.4		0	85-115	%REC	225880	1	06/23/2016 13:41	NP

Qualifiers:

- * Value exceeds maximum contaminant level
- BRL Not detected at MDL
- H Holding times for preparation or analysis exceeded
- N Analyte not NELAC certified
- B Analyte detected in the associated method blank
- NC Not confirmed
- E Estimated value above quantitation range
- S Spike Recovery outside limits due to matrix
- J Estimated value detected below Reporting Limit
- > Greater than Result value
- < Less than Result value
- Narr See case narrative

Analytical Environmental Services, Inc **Date:** 28-Jun-16

Client:	EarthCon Consultants, Inc.	**Client Sample ID:**	DMW-15
Project Name:	AMC Dalton	**Collection Date:**	6/21/2016 10:00:00 AM
Lab ID:	1606M01-005	**Matrix:**	Groundwater

Analyses	Result	Qual	MDL	Reporting Limit	Units	BatchID	DF	Date Analyzed	Analyst
TCL VOLATILE ORGANICS SW8260B				(SW5030B)					
1,1,1-Trichloroethane	BRL		0.00025	0.005	mg/L	225950	1	06/23/2016 21:14	NP
1,1-Dichloroethane	BRL		0.00025	0.005	mg/L	225950	1	06/23/2016 21:14	NP
1,1-Dichloroethene	BRL		0.00036	0.005	mg/L	225950	1	06/23/2016 21:14	NP
1,2-Dichloroethane	BRL		0.00024	0.005	mg/L	225950	1	06/23/2016 21:14	NP
cis-1,2-Dichloroethene	BRL		0.00027	0.005	mg/L	225950	1	06/23/2016 21:14	NP
Tetrachloroethene	BRL		0.00029	0.005	mg/L	225950	1	06/23/2016 21:14	NP
trans-1,2-Dichloroethene	BRL		0.00022	0.005	mg/L	225950	1	06/23/2016 21:14	NP
Trichloroethene	BRL		0.00035	0.005	mg/L	225950	1	06/23/2016 21:14	NP
Vinyl chloride	BRL		0.00042	0.002	mg/L	225950	1	06/23/2016 21:14	NP
Surr: 4-Bromofluorobenzene	98.3		0	70.7-125	%REC	225950	1	06/23/2016 21:14	NP
Surr: Dibromofluoromethane	92		0	82.2-120	%REC	225950	1	06/23/2016 21:14	NP
Surr: Toluene-d8	98.3		0	81.8-120	%REC	225950	1	06/23/2016 21:14	NP
1,4-Dioxane by SIM GC/MS SW8260B-SIM				(SW5030B)					
1,4-Dioxane	BRL		0.00090	0.0020	mg/L	225880	1	06/23/2016 14:08	NP
Surr: 4-Bromofluorobenzene	92.8		0	83.1-115	%REC	225880	1	06/23/2016 14:08	NP
Surr: Dibromofluoromethane	103		0	80.6-123	%REC	225880	1	06/23/2016 14:08	NP
Surr: Toluene-d8	99.6		0	85-115	%REC	225880	1	06/23/2016 14:08	NP

Qualifiers:

- * Value exceeds maximum contaminant level
- BRL Not detected at MDL
- H Holding times for preparation or analysis exceeded
- N Analyte not NELAC certified
- B Analyte detected in the associated method blank
- NC Not confirmed
- E Estimated value above quantitation range
- S Spike Recovery outside limits due to matrix
- J Estimated value detected below Reporting Limit
- > Greater than Result value
- < Less than Result value
- Narr See case narrative

Analytical Environmental Services, Inc **Date:** 28-Jun-16

Client:	EarthCon Consultants, Inc.	**Client Sample ID:**	AMW-4
Project Name:	AMC Dalton	**Collection Date:**	6/21/2016 2:50:00 PM
Lab ID:	1606M01-006	**Matrix:**	Groundwater

Analyses	Result	Qual	MDL	Reporting Limit	Units	BatchID	DF	Date Analyzed	Analyst
TCL VOLATILE ORGANICS SW8260B				(SW5030B)					
1,1,1-Trichloroethane	BRL		0.00025	0.005	mg/L	225950	1	06/23/2016 21:38	NP
1,1-Dichloroethane	BRL		0.00025	0.005	mg/L	225950	1	06/23/2016 21:38	NP
1,1-Dichloroethene	BRL		0.00036	0.005	mg/L	225950	1	06/23/2016 21:38	NP
1,2-Dichloroethane	BRL		0.00024	0.005	mg/L	225950	1	06/23/2016 21:38	NP
cis-1,2-Dichloroethene	BRL		0.00027	0.005	mg/L	225950	1	06/23/2016 21:38	NP
Tetrachloroethene	BRL		0.00029	0.005	mg/L	225950	1	06/23/2016 21:38	NP
trans-1,2-Dichloroethene	BRL		0.00022	0.005	mg/L	225950	1	06/23/2016 21:38	NP
Trichloroethene	BRL		0.00035	0.005	mg/L	225950	1	06/23/2016 21:38	NP
Vinyl chloride	BRL		0.00042	0.002	mg/L	225950	1	06/23/2016 21:38	NP
Surr: 4-Bromofluorobenzene	95		0	70.7-125	%REC	225950	1	06/23/2016 21:38	NP
Surr: Dibromofluoromethane	90.7		0	82.2-120	%REC	225950	1	06/23/2016 21:38	NP
Surr: Toluene-d8	96.3		0	81.8-120	%REC	225950	1	06/23/2016 21:38	NP
1,4-Dioxane by SIM GC/MS SW8260B-SIM				(SW5030B)					
1,4-Dioxane	BRL		0.00090	0.0020	mg/L	225880	1	06/23/2016 14:34	NP
Surr: 4-Bromofluorobenzene	93.4		0	83.1-115	%REC	225880	1	06/23/2016 14:34	NP
Surr: Dibromofluoromethane	104		0	80.6-123	%REC	225880	1	06/23/2016 14:34	NP
Surr: Toluene-d8	100		0	85-115	%REC	225880	1	06/23/2016 14:34	NP

Qualifiers:

- * Value exceeds maximum contaminant level
- BRL Not detected at MDL
- H Holding times for preparation or analysis exceeded
- N Analyte not NELAC certified
- B Analyte detected in the associated method blank
- NC Not confirmed
- E Estimated value above quantitation range
- S Spike Recovery outside limits due to matrix
- J Estimated value detected below Reporting Limit
- > Greater than Result value
- < Less than Result value
- Narr See case narrative

Analytical Environmental Services, Inc **Date:** 28-Jun-16

Client:	EarthCon Consultants, Inc.	**Client Sample ID:**	AMW-18
Project Name:	AMC Dalton	**Collection Date:**	6/21/2016 4:00:00 PM
Lab ID:	1606M01-007	**Matrix:**	Groundwater

Analyses	Result	Qual	MDL	Reporting Limit	Units	BatchID	DF	Date Analyzed	Analyst
TCL VOLATILE ORGANICS SW8260B				(SW5030B)					
1,1,1-Trichloroethane	BRL		0 00025	0 005	mg/L	225950	1	06/24/2016 12 06	JE
1,1-Dichloroethane	BRL		0 00025	0 005	mg/L	225950	1	06/24/2016 12 06	JE
1,1-Dichloroethene	BRL		0 00036	0 005	mg/L	225950	1	06/24/2016 12 06	JE
1,2-Dichloroethane	BRL		0 00024	0 005	mg/L	225950	1	06/24/2016 12 06	JE
cis-1,2-Dichloroethene	BRL		0 00027	0 005	mg/L	225950	1	06/24/2016 12 06	JE
Tetrachloroethene	BRL		0 00029	0 005	mg/L	225950	1	06/24/2016 12 06	JE
trans-1,2-Dichloroethene	BRL		0 00022	0 005	mg/L	225950	1	06/24/2016 12 06	JE
Trichloroethene	BRL		0 00035	0 005	mg/L	225950	1	06/24/2016 12 06	JE
Vinyl chloride	BRL		0 00042	0 002	mg/L	225950	1	06/24/2016 12 06	JE
Surr: 4-Bromofluorobenzene	96 1		0	70 7-125	%REC	225950	1	06/24/2016 12 06	JE
Surr: Dibromofluoromethane	94		0	82 2-120	%REC	225950	1	06/24/2016 12 06	JE
Surr: Toluene-d8	97 7		0	81 8-120	%REC	225950	1	06/24/2016 12 06	JE
1,4-Dioxane by SIM GC/MS SW8260B-SIM				(SW5030B)					
1,4-Dioxane	BRL		0 00090	0 0020	mg/L	225880	1	06/23/2016 15 00	NP
Surr: 4-Bromofluorobenzene	92 5		0	83 1-115	%REC	225880	1	06/23/2016 15 00	NP
Surr: Dibromofluoromethane	101		0	80 6-123	%REC	225880	1	06/23/2016 15 00	NP
Surr: Toluene-d8	101		0	85-115	%REC	225880	1	06/23/2016 15 00	NP

Qualifiers:

- * Value exceeds maximum contaminant level
- BRL Not detected at MDL
- H Holding times for preparation or analysis exceeded
- N Analyte not NELAC certified
- B Analyte detected in the associated method blank
- NC Not confirmed
- E Estimated value above quantitation range
- S Spike Recovery outside limits due to matrix
- J Estimated value detected below Reporting Limit
- > Greater than Result value
- < Less than Result value
- Narr See case narrative

Analytical Environmental Services, Inc **Date:** 28-Jun-16

Client:	EarthCon Consultants, Inc.	**Client Sample ID:**	AMW-15
Project Name:	AMC Dalton	**Collection Date:**	6/21/2016 5:40:00 PM
Lab ID:	1606M01-008	**Matrix:**	Groundwater

Analyses	Result	Qual	MDL	Reporting Limit	Units	BatchID	DF	Date Analyzed	Analyst
TCL VOLATILE ORGANICS SW8260B				(SW5030B)					
1,1,1-Trichloroethane	BRL		0.00025	0.005	mg/L	225950	1	06/23/2016 19:16	NP
1,1-Dichloroethane	BRL		0.00025	0.005	mg/L	225950	1	06/23/2016 19:16	NP
1,1-Dichloroethene	BRL		0.00036	0.005	mg/L	225950	1	06/23/2016 19:16	NP
1,2-Dichloroethane	BRL		0.00024	0.005	mg/L	225950	1	06/23/2016 19:16	NP
cis-1,2-Dichloroethene	0.017		0.00027	0.005	mg/L	225950	1	06/23/2016 19:16	NP
Tetrachloroethene	1.7		0.0059	0.10	mg/L	225950	20	06/24/2016 12:30	JE
trans-1,2-Dichloroethene	BRL		0.00022	0.005	mg/L	225950	1	06/23/2016 19:16	NP
Trichloroethene	0.015		0.00035	0.005	mg/L	225950	1	06/23/2016 19:16	NP
Vinyl chloride	BRL		0.00042	0.002	mg/L	225950	1	06/23/2016 19:16	NP
Surr: 4-Bromofluorobenzene	96.9		0	70.7-125	%REC	225950	1	06/23/2016 19:16	NP
Surr: 4-Bromofluorobenzene	97.3		0	70.7-125	%REC	225950	20	06/24/2016 12:30	JE
Surr: Dibromofluoromethane	91.5		0	82.2-120	%REC	225950	1	06/23/2016 19:16	NP
Surr: Dibromofluoromethane	91.4		0	82.2-120	%REC	225950	20	06/24/2016 12:30	JE
Surr: Toluene-d8	96		0	81.8-120	%REC	225950	1	06/23/2016 19:16	NP
Surr: Toluene-d8	98.5		0	81.8-120	%REC	225950	20	06/24/2016 12:30	JE
1,4-Dioxane by SIM GC/MS SW8260B-SIM				(SW5030B)					
1,4-Dioxane	BRL		0.00090	0.0020	mg/L	225880	1	06/23/2016 15:27	NP
Surr: 4-Bromofluorobenzene	90.7		0	83.1-115	%REC	225880	1	06/23/2016 15:27	NP
Surr: Dibromofluoromethane	102		0	80.6-123	%REC	225880	1	06/23/2016 15:27	NP
Surr: Toluene-d8	101		0	85-115	%REC	225880	1	06/23/2016 15:27	NP

Qualifiers:

- * Value exceeds maximum contaminant level
- BRL Not detected at MDL
- H Holding times for preparation or analysis exceeded
- N Analyte not NELAC certified
- B Analyte detected in the associated method blank
- NC Not confirmed
- E Estimated value above quantitation range
- S Spike Recovery outside limits due to matrix
- J Estimated value detected below Reporting Limit
- > Greater than Result value
- < Less than Result value
- Narr See case narrative

Analytical Environmental Services, Inc **Date:** 28-Jun-16

Client:	EarthCon Consultants, Inc.	**Client Sample ID:**	TRIP BLANK
Project Name:	AMC Dalton	**Collection Date:**	6/21/2016
Lab ID:	1606M01-009	**Matrix:**	Aqueous

Analyses	Result	Qual	MDL	Reporting Limit	Units	BatchID	DF	Date Analyzed	Analyst
TCL VOLATILE ORGANICS SW8260B				(SW5030B)					
1,1,1-Trichloroethane	BRL		0.00025	0.005	mg/L	225950	1	06/23/2016 18:52	NP
1,1-Dichloroethane	BRL		0.00025	0.005	mg/L	225950	1	06/23/2016 18:52	NP
1,1-Dichloroethene	BRL		0.00036	0.005	mg/L	225950	1	06/23/2016 18:52	NP
1,2-Dichloroethane	BRL		0.00024	0.005	mg/L	225950	1	06/23/2016 18:52	NP
cis-1,2-Dichloroethene	BRL		0.00027	0.005	mg/L	225950	1	06/23/2016 18:52	NP
Tetrachloroethene	BRL		0.00029	0.005	mg/L	225950	1	06/23/2016 18:52	NP
trans-1,2-Dichloroethene	BRL		0.00022	0.005	mg/L	225950	1	06/23/2016 18:52	NP
Trichloroethene	BRL		0.00035	0.005	mg/L	225950	1	06/23/2016 18:52	NP
Vinyl chloride	BRL		0.00042	0.002	mg/L	225950	1	06/23/2016 18:52	NP
Surr: 4-Bromofluorobenzene	97.3		0	70.7-125	%REC	225950	1	06/23/2016 18:52	NP
Surr: Dibromofluoromethane	90.2		0	82.2-120	%REC	225950	1	06/23/2016 18:52	NP
Surr: Toluene-d8	97.7		0	81.8-120	%REC	225950	1	06/23/2016 18:52	NP

Qualifiers:

- * Value exceeds maximum contaminant level
- BRL Not detected at MDL
- H Holding times for preparation or analysis exceeded
- N Analyte not NELAC certified
- B Analyte detected in the associated method blank
- NC Not confirmed
- E Estimated value above quantitation range
- S Spike Recovery outside limits due to matrix
- J Estimated value detected below Reporting Limit
- > Greater than Result value
- < Less than Result value
- Narr See case narrative

Analytical Environmental Services, Inc.

Sample/Cooler Receipt Checklist

Client EARTHCON Work Order Number 1606M01

Checklist completed by Pans Masoud 6/22/2016
Signature Date

Carrier name: FedEx __ UPS __ Courier ✓ Client __ US Mail __ Other _____

Shipping container/cooler in good condition? Yes ✓ No __ Not Present __

Custody seals intact on shipping container/cooler? Yes __ No __ Not Present ✓

Custody seals intact on sample bottles? Yes __ No __ Not Present ✓

Container/Temp Blank temperature in compliance? (0°≤6°C)* Yes ✓ No __

Cooler #1 1.0°C Cooler #2 _____ Cooler #3 _____ Cooler #4 _____ Cooler#5 _____ Cooler #6 _____

Chain of custody present? Yes ✓ No __

Chain of custody signed when relinquished and received? Yes ✓ No __

Chain of custody agrees with sample labels? Yes __ No ✓

Samples in proper container/bottle? Yes ✓ No __

Sample containers intact? Yes ✓ No __

Sufficient sample volume for indicated test? Yes ✓ No __

All samples received within holding time? Yes ✓ No __

Was TAT marked on the COC? Yes ✓ No __

Proceed with Standard TAT as per project history? Yes __ No __ Not Applicable ✓

Water - VOA vials have zero headspace? No VOA vials submitted __ Yes ✓ No __

Water - pH acceptable upon receipt? Yes ✓ No __ Not Applicable __

Adjusted? _____ Checked by _____

Sample Condition: Good ✓ Other(Explain) _____

(For diffusive samples or AIHA lead) Is a known blank included? Yes __ No ✓

See Case Narrative for resolution of the Non-Conformance.

* Samples do not have to comply with the given range for certain parameters.

\\Aes_server\I\Sample Receipt\My Documents\COCs and pH Adjustment Sheet\Sample_Cooler_Recipt_Checklist_Rev1.rtf

Client: EarthCon Consultants, Inc.
Project Name: AMC Dalton
Workorder: 1606M01

ANALYTICAL QC SUMMARY REPORT

BatchID: 225880

Sample ID: **MB-225880** Client ID:
SampleType: **MBLK** TestCode: **1,4-Dioxane by SIM GC/MS SW8260B-SIM**
Units: **mg/L** Prep Date: **06/22/2016** Run No: **319525**
BatchID: **225880** Analysis Date: **06/22/2016** Seq No: **6894981**

Analyte	Result	RPT Limit	SPK value	SPK Ref Val	%REC	Low Limit	High Limit	RPD Ref Val	%RPD	RPD Limit	Qual
1,4-Dioxane	BRL	0.0050									
Surr: 4-Bromofluorobenzene	0.04781	0	50.00		95.6	83.1	115				
Surr: Dibromofluoromethane	0.05137	0	50.00		103	80.6	123				
Surr: Toluene-d8	0.04951	0	50.00		99.0	85	115				

Sample ID: **LCS-225880** Client ID:
SampleType: **LCS** TestCode: **1,4-Dioxane by SIM GC/MS SW8260B-SIM**
Units: **mg/L** Prep Date: **06/22/2016** Run No: **319525**
BatchID: **225880** Analysis Date: **06/22/2016** Seq No: **6894980**

Analyte	Result	RPT Limit	SPK value	SPK Ref Val	%REC	Low Limit	High Limit	RPD Ref Val	%RPD	RPD Limit	Qual
1,4-Dioxane	0.009600	0.0050	10.00		96.0	68.2	133				
Surr: 4-Bromofluorobenzene	0.04937	0	50.00		98.7	83.1	115				
Surr: Dibromofluoromethane	0.05240	0	50.00		105	80.6	123				
Surr: Toluene-d8	0.04927	0	50.00		98.5	85	115				

Sample ID: **1606K27-006AMS** Client ID:
SampleType: **MS** TestCode: **1,4-Dioxane by SIM GC/MS SW8260B-SIM**
Units: **mg/L** Prep Date: **06/22/2016** Run No: **319577**
BatchID: **225880** Analysis Date: **06/23/2016** Seq No: **6896524**

Analyte	Result	RPT Limit	SPK value	SPK Ref Val	%REC	Low Limit	High Limit	RPD Ref Val	%RPD	RPD Limit	Qual
1,4-Dioxane	0.2956	0.050	100.0	178.6	117	53	135				
Surr: 4-Bromofluorobenzene	0.4638	0	500.0		92.8	83.1	115				
Surr: Dibromofluoromethane	0.5050	0	500.0		101	80.6	123				
Surr: Toluene-d8	0.4991	0	500.0		99.8	85	115				

Sample ID: **1606K27-006AMSD** Client ID:
SampleType: **MSD** TestCode: **1,4-Dioxane by SIM GC/MS SW8260B-SIM**
Units: **mg/L** Prep Date: **06/22/2016** Run No: **319577**
BatchID: **225880** Analysis Date: **06/23/2016** Seq No: **6896525**

Analyte	Result	RPT Limit	SPK value	SPK Ref Val	%REC	Low Limit	High Limit	RPD Ref Val	%RPD	RPD Limit	Qual
1,4-Dioxane	0.3190	0.050	100.0	178.6	140	53	135	295.6	7.61	34.4	S

Qualifiers:

>	Greater than Result value	<	Less than Result value	B	Analyte detected in the associated method blank
BRL	Below reporting limit	E	Estimated (value above quantitation range)	H	Holding times for preparation or analysis exceeded
J	Estimated value detected below Reporting Limit	N	Analyte not NELAC certified	R	RPD outside limits due to matrix
Rpt Lim	Reporting Limit	S	Spike Recovery outside limits due to matrix		

Client: EarthCon Consultants, Inc.
Project Name: AMC Dalton
Workorder: 1606M01

ANALYTICAL QC SUMMARY REPORT

BatchID: 225880

Sample ID: **1606K27-006AMSD** Client ID:
SampleType: **MSD** TestCode: **1,4-Dioxane by SIM GC/MS SW8260B-SIM**
Units: **mg/L** Prep Date: **06/22/2016** Run No: **319577**
BatchID: **225880** Analysis Date: **06/23/2016** Seq No: **6896525**

Analyte	Result	RPT Limit	SPK value	SPK Ref Val	%REC	Low Limit	High Limit	RPD Ref Val	%RPD	RPD Limit	Qual
Surr: 4-Bromofluorobenzene	0.4676	0	500.0		93.5	83.1	115	463.8	0	0	
Surr: Dibromofluoromethane	0.5114	0	500.0		102	80.6	123	505.0	0	0	
Surr: Toluene-d8	0.5010	0	500.0		100	85	115	499.1	0	0	

Qualifiers:

>	Greater than Result value	<	Less than Result value	B	Analyte detected in the associated method blank
BRL	Below reporting limit	E	Estimated (value above quantitation range)	H	Holding times for preparation or analysis exceeded
J	Estimated value detected below Reporting Limit	N	Analyte not NELAC certified	R	RPD outside limits due to matrix
Rpt Lim	Reporting Limit	S	Spike Recovery outside limits due to matrix		

Client: EarthCon Consultants, Inc.
Project Name: AMC Dalton
Workorder: 1606M01

ANALYTICAL QC SUMMARY REPORT

BatchID: 225950

Sample ID: **MB-225950** Client ID: Units: **mg/L** Prep Date: **06/23/2016** Run No: **319557**
SampleType: **MBLK** TestCode: **TCL VOLATILE ORGANICS SW8260B** BatchID: **225950** Analysis Date: **06/23/2016** Seq No: **6896374**

Analyte	Result	RPT Limit	SPK value	SPK Ref Val	%REC	Low Limit	High Limit	RPD Ref Val	%RPD	RPD Limit	Qual
1,1,1-Trichloroethane	BRL	0.005									
1,1-Dichloroethane	BRL	0.005									
1,1-Dichloroethene	BRL	0.005									
1,2-Dichloroethane	BRL	0.005									
cis-1,2-Dichloroethene	BRL	0.005									
Tetrachloroethene	BRL	0.005									
trans-1,2-Dichloroethene	BRL	0.005									
Trichloroethene	BRL	0.005									
Vinyl chloride	BRL	0.002									
Surr: 4-Bromofluorobenzene	0.04695	0	50.00		93.9	70.7	125				
Surr: Dibromofluoromethane	0.04629	0	50.00		92.6	82.2	120				
Surr: Toluene-d8	0.04824	0	50.00		96.5	81.8	120				

Sample ID: **LCS-225950** Client ID: Units: **mg/L** Prep Date: **06/23/2016** Run No: **319557**
SampleType: **LCS** TestCode: **TCL VOLATILE ORGANICS SW8260B** BatchID: **225950** Analysis Date: **06/23/2016** Seq No: **6896373**

Analyte	Result	RPT Limit	SPK value	SPK Ref Val	%REC	Low Limit	High Limit	RPD Ref Val	%RPD	RPD Limit	Qual
1,1-Dichloroethene	0.04392	0.005	50.00		87.8	65.3	137				
Trichloroethene	0.04908	0.005	50.00		98.2	73.1	128				
Surr: 4-Bromofluorobenzene	0.04782	0	50.00		95.6	70.7	125				
Surr: Dibromofluoromethane	0.04575	0	50.00		91.5	82.2	120				
Surr: Toluene-d8	0.04874	0	50.00		97.5	81.8	120				

Sample ID: **1606L45-001AMS** Client ID: Units: **mg/L** Prep Date: **06/23/2016** Run No: **319557**
SampleType: **MS** TestCode: **TCL VOLATILE ORGANICS SW8260B** BatchID: **225950** Analysis Date: **06/23/2016** Seq No: **6896376**

Analyte	Result	RPT Limit	SPK value	SPK Ref Val	%REC	Low Limit	High Limit	RPD Ref Val	%RPD	RPD Limit	Qual
1,1-Dichloroethene	0.04650	0.005	50.00		93.0	60	150				

Qualifiers:

>	Greater than Result value	<	Less than Result value	B	Analyte detected in the associated method blank
BRL	Below reporting limit	E	Estimated (value above quantitation range)	H	Holding times for preparation or analysis exceeded
J	Estimated value detected below Reporting Limit	N	Analyte not NELAC certified	R	RPD outside limits due to matrix
Rpt Lim	Reporting Limit	S	Spike Recovery outside limits due to matrix		

Client: EarthCon Consultants, Inc.
Project Name: AMC Dalton
Workorder: 1606M01

ANALYTICAL QC SUMMARY REPORT

BatchID: 225950

Sample ID: 1606L45-001AMS	Client ID:		Units: mg/L	Prep Date: 06/23/2016	Run No: 319557
SampleType: MS	TestCode: TCL VOLATILE ORGANICS SW8260B		BatchID: 225950	Analysis Date: 06/23/2016	Seq No: 6896376

Analyte	Result	RPT Limit	SPK value	SPK Ref Val	%REC	Low Limit	High Limit	RPD Ref Val	%RPD	RPD Limit	Qual
Trichloroethene	0.05149	0.005	50.00		103	70	136				
Surr: 4-Bromofluorobenzene	0.05057	0	50.00		101	70.7	125				
Surr: Dibromofluoromethane	0.04663	0	50.00		93.3	82.2	120				
Surr: Toluene-d8	0.04891	0	50.00		97.8	81.8	120				

Sample ID: 1606L45-001AMSD	Client ID:		Units: mg/L	Prep Date: 06/23/2016	Run No: 319557
SampleType: MSD	TestCode: TCL VOLATILE ORGANICS SW8260B		BatchID: 225950	Analysis Date: 06/23/2016	Seq No: 6896377

Analyte	Result	RPT Limit	SPK value	SPK Ref Val	%REC	Low Limit	High Limit	RPD Ref Val	%RPD	RPD Limit	Qual
1,1-Dichloroethene	0.04418	0.005	50.00		88.4	60	150	46.50	5.12	17.7	
Trichloroethene	0.05027	0.005	50.00		101	70	136	51.49	2.40	20	
Surr: 4-Bromofluorobenzene	0.04822	0	50.00		96.4	70.7	125	50.57	0	0	
Surr: Dibromofluoromethane	0.04567	0	50.00		91.3	82.2	120	46.63	0	0	
Surr: Toluene-d8	0.04827	0	50.00		96.5	81.8	120	48.91	0	0	

Qualifiers:

>	Greater than Result value	<	Less than Result value	B	Analyte detected in the associated method blank
BRL	Below reporting limit	E	Estimated (value above quantitation range)	H	Holding times for preparation or analysis exceeded
J	Estimated value detected below Reporting Limit	N	Analyte not NELAC certified	R	RPD outside limits due to matrix
Rpt Lim	Reporting Limit	S	Spike Recovery outside limits due to matrix		

AES

ANALYTICAL ENVIRONMENTAL SERVICES, INC.

July 01, 2016

Danielle Edwards
EarthCon Consultants, Inc.
1880 West Oak Parkway
Marietta GA 30062

TEL: (770) 973-2100
FAX: (770) 973-7395

RE: AMC Dalton

Dear Danielle Edwards: Order No: 1606N61

Analytical Environmental Services, Inc. received 1 samples on 6/23/2016 4:01:00 PM for the analyses presented in following report.

No problems were encountered during the analyses. Additionally, all results for the associated Quality Control samples were within EPA and/or AES established limits. Any discrepancies associated with the analyses contained herein will be noted and submitted in the form of a project Case Narrative.
AES's accreditations are as follows:
-NELAC/Florida State Laboratory ID E87582 for analysis of Non-Potable Water, Solid & Chemical Materials, and Drinking Water Microbiology, effective 07/01/16-06/30/17.
-NELAC/Louisiana Agency Interest No. 100818 for or analysis of Non-Potable Water and Solid & Chemical Materials, effective 07/01/16-06/30/17.
-NELAC/Texas Certificate No. T104704509-16-6 for or analysis of Non-Potable Water and Solid & Chemical Materials, effective 03/01/16-02/28/17.
-AIHA-LAP, LLC Laboratory ID: 100671 for Industrial Hygiene samples (Organics, Metals, PCM Asbestos, Gravimetric), Environmental Lead (Paint, Soil, Dust Wipes, Air), and Environmental Microbiology (Fungal) Direct Examination, effective until 09/01/17.

Chris Pafford
Project Manager

Revision 7/1/2016

ANALYTICAL ENVIRONMENTAL SERVICES, INC
3080 Presidential Drive, Atlanta GA 30340-3704
TEL.: (770) 457-8177 / TOLL-FREE (800) 972-4889 / FAX: (770) 457-8188

CHAIN OF CUSTODY

Work Order: 1606N61

Date: 6/22/16 Page 1 of 1

COMPANY: EarthCon Consultants, Inc
ADDRESS: 1880 West Oak Pkwy Bldg 100 Suite 106 Marrietta, GA 30062
PHONE: 770-973-2100
FAX: 770-973-7395
SAMPLED BY: Keaton Henry
SIGNATURE: [signature]

ANALYSIS REQUESTED

Visit our website www.aesatlanta.com to check on the status of your results, place bottle orders, etc.

#	SAMPLE ID	SAMPLED DATE	SAMPLED TIME	Grab	Composite	Matrix (See codes)	VOC	1,4 Dioxane	GC Analysis	Alkalinity	TOC	Sulfide-NaOH+Zn Ac							REMARKS	No # of Containers
							H+I	H+I	H+I	I	S+I	O								
1	DMW-11	6/22/16	16:35	✓		GW	2	2	2	1	1	1								9
2																				
3																				
4																				
5																				
6																				
7																				
8																				
9																				
10																				
11																				
12																				
13																				
14																				

PRESERVATION (See codes)

RELINQUISHED BY	DATE/TIME	RECEIVED BY	DATE/TIME
1: [signature]	6/22/16 1815	1: [signature]	6/22/16 1815
2: [signature]	6/22/16 1940 ~~6/22/16 1815~~	2: [signature]	6/22/16 1940
3: [signature]	6/23/16 9:10	3: [signature]	6/23/16

SPECIAL INSTRUCTIONS/COMMENTS: Ty Jun-23-16 4:01
48 hr hold - Nitrates
[signature] 6/23/16 4:01 pm

SHIPMENT METHOD: Ty Jun-23-16 2:45
OUT / / VIA:
IN / / VIA:
CLIENT FedEx UPS MAIL COURIER
GREYHOUND OTHER

PROJECT INFORMATION
PROJECT NAME: AMC Dalton
PROJECT #: 02 2014 0392.16
SITE ADDRESS:
SEND REPORT TO: Danielle Edwards
INVOICE TO: (IF DIFFERENT FROM ABOVE)
QUOTE #: PO#:

RECEIPT
Total # of Containers: 9

Turnaround Time Request
- (●) Standard 5 Business Days
- ( ) 2 Business Day Rush
- ( ) Next Business Day Rush
- ( ) Same Day Rush (auth req.)
- ( ) Other

STATE PROGRAM (if any):
E-mail? Y / N; Fax? Y / N
DATA PACKAGE: I II III IV

SAMPLES RECEIVED AFTER 3PM OR ON SATURDAY ARE CONSIDERED RECEIVED THE NEXT BUSINESS DAY. IF TURNAROUND TIME IS NOT INDICATED, AES WILL PROCEED WITH STANDARD TAT OF SAMPLES. SAMPLES ARE DISPOSED 30 DAYS AFTER REPORT COMPLETION UNLESS OTHER ARRANGEMENTS ARE MADE.

MATRIX CODES: A = Air GW = Groundwater SE = Sediment SO = Soil SW = Surface Water W = Water (Blanks) DW = Drinking Water (Blanks) O = Other (specify) WW = Waste Water
PRESERVATIVE CODES: H+I = Hydrochloric acid + ice I = Ice only N = Nitric acid S+I = Sulfuric acid + ice S/M+I = Sodium Bisulfate/Methanol + ice O = Other (specify) NA = None

White Copy - Original; Yellow Copy - Client

Analytical Environmental Services, Inc

Date: 1-Jul-16

Client:	EarthCon Consultants, Inc.
Project:	AMC Dalton
Lab ID:	1606N61

Case Narrative

Nitrate analysis was not listed with the analysis requested on the Chain of Custody (COC), but it was referenced in the remarks on the COC. Due to hold time exceedance, the sample was not analyzed for Nitrate per Danielle Edwards via email 6/27/2016 3:33pm.

Analytical Environmental Services, Inc **Date:** 1-Jul-16

Client:	EarthCon Consultants, Inc.	**Client Sample ID:**	DMW-11
Project Name:	AMC Dalton	**Collection Date:**	6/22/2016 4:35:00 PM
Lab ID:	1606N61-001	**Matrix:**	Groundwater

Analyses	Result	Qual	MDL	Reporting Limit	Units	BatchID	DF	Date Analyzed	Analyst
Total Organic Carbon (TOC) by SM5310B									
Organic Carbon, Total	BRL		0.137	1.00	mg/L	R320095	1	06/29/2016 11:24	JW
TCL VOLATILE ORGANICS SW8260B						(SW5030B)			
1,1,1-Trichloroethane	BRL		0.00025	0.005	mg/L	226131	1	06/28/2016 15:37	NH
1,1-Dichloroethane	BRL		0.00025	0.005	mg/L	226131	1	06/28/2016 15:37	NH
1,1-Dichloroethene	BRL		0.00036	0.005	mg/L	226131	1	06/28/2016 15:37	NH
1,2-Dichloroethane	BRL		0.00024	0.005	mg/L	226131	1	06/28/2016 15:37	NH
cis-1,2-Dichloroethene	BRL		0.00027	0.005	mg/L	226131	1	06/28/2016 15:37	NH
Tetrachloroethene	BRL		0.00029	0.005	mg/L	226131	1	06/28/2016 15:37	NH
trans-1,2-Dichloroethene	BRL		0.00022	0.005	mg/L	226131	1	06/28/2016 15:37	NH
Trichloroethene	BRL		0.00035	0.005	mg/L	226131	1	06/28/2016 15:37	NH
Vinyl chloride	BRL		0.00042	0.002	mg/L	226131	1	06/28/2016 15:37	NH
Surr: 4-Bromofluorobenzene	94.8		0	70.7-125	%REC	226131	1	06/28/2016 15:37	NH
Surr: Dibromofluoromethane	107		0	82.2-120	%REC	226131	1	06/28/2016 15:37	NH
Surr: Toluene-d8	100		0	81.8-120	%REC	226131	1	06/28/2016 15:37	NH
Sulfide by SM4500-S2-F									
Sulfide	BRL		0.598	1.00	mg/L	R319832	1	06/27/2016 09:00	BD
GC Analysis of Gaseous Samples SOP-RSK 175						(RSK175)			
Ethane	BRL		0.0019	0.0090	mg/L	226058	1	06/27/2016 16:41	MD
Ethylene	BRL		0.0035	0.0070	mg/L	226058	1	06/27/2016 16:41	MD
Methane	0.0023	J	0.0012	0.0040	mg/L	226058	1	06/27/2016 16:41	MD
Alkalinity by SM2320B									
Alkalinity, Total (As CaCO3)	69.0		1.68	3.00	mg/L	R320041	1	06/29/2016 12:00	BD
1,4-Dioxane by SIM GC/MS SW8260B-SIM						(SW5030B)			
1,4-Dioxane	BRL		0.00090	0.0020	mg/L	226197	1	06/28/2016 19:54	NH
Surr: 4-Bromofluorobenzene	100		0	83.1-115	%REC	226197	1	06/28/2016 19:54	NH
Surr: Dibromofluoromethane	102		0	80.6-123	%REC	226197	1	06/28/2016 19:54	NH
Surr: Toluene-d8	100		0	85-115	%REC	226197	1	06/28/2016 19:54	NH

Qualifiers:

- * Value exceeds maximum contaminant level
- BRL Not detected at MDL
- H Holding times for preparation or analysis exceeded
- N Analyte not NELAC certified
- B Analyte detected in the associated method blank
- NC Not confirmed
- E Estimated value above quantitation range
- S Spike Recovery outside limits due to matrix
- J Estimated value detected below Reporting Limit
- > Greater than Result value
- < Less than Result value
- Narr See case narrative

Analytical Environmental Services, Inc.

Sample/Cooler Receipt Checklist

Client Earthcon Work Order Number 1606N61

Checklist completed by _____ 6/23/16
Signature Date

Carrier name: FedEx __ UPS __ Courier ✓ Client __ US Mail __ Other _____

Shipping container/cooler in good condition? Yes ✓ No __ Not Present __

Custody seals intact on shipping container/cooler? Yes __ No __ Not Present ✓

Custody seals intact on sample bottles? Yes __ No __ Not Present ✓

Container/Temp Blank temperature in compliance? (0°≤6°C)* Yes ✓ No __

Cooler #1 4.0 Cooler #2 _____ Cooler #3 _____ Cooler #4 _____ Cooler#5 _____ Cooler #6 _____

Chain of custody present? Yes ✓ No __

Chain of custody signed when relinquished and received? Yes ✓ No __

Chain of custody agrees with sample labels? Yes ✓ No __

Samples in proper container/bottle? Yes ✓ No __

Sample containers intact? Yes ✓ No __

Sufficient sample volume for indicated test? Yes ✓ No __

All samples received within holding time? Yes ✓ No __

Was TAT marked on the COC? Yes ✓ No __

Proceed with Standard TAT as per project history? Yes __ No __ Not Applicable ✓

Water - VOA vials have zero headspace? No VOA vials submitted __ Yes ✓ No __

Water - pH acceptable upon receipt? Yes ✓ No __ Not Applicable __

Adjusted? _____ Checked by _____

Sample Condition: Good ✓ Other(Explain) _____

(For diffusive samples or AIHA lead) Is a known blank included? Yes __ No ✓

See Case Narrative for resolution of the Non-Conformance.

* Samples do not have to comply with the given range for certain parameters.

\\Aes_server\I\Sample Receipt\My Documents\COCs and pH Adjustment Sheet\Sample_Cooler_Receipt_Checklist_Rev1.rtf

Client: EarthCon Consultants, Inc.
Project Name: AMC Dalton
Lab Order: 1606N61

Dates Report

Lab Sample ID	Client Sample ID	Collection Date	Matrix	Test Name	TCLP Date	Prep Date	Analysis Date
1606N61-001A	DMW-11	6/22/2016 4:35:00PM	Groundwater	Volatile Organic Compounds by GC/MS		6/28/2016 10:00:35 AM	06/28/2016
1606N61-001A	DMW-11	6/22/2016 4:35:00PM	Groundwater	TCL VOLATILE ORGANICS		6/28/2016 11:13:00 AM	06/28/2016
1606N61-001B	DMW-11	6/22/2016 4:35:00PM	Groundwater	GC Analysis of Gaseous Samples		6/27/2016 12:01:49 PM	06/27/2016
1606N61-001C	DMW-11	6/22/2016 4:35:00PM	Groundwater	Alkalinity by SM2320B			06/29/2016
1606N61-001D	DMW-11	6/22/2016 4:35:00PM	Groundwater	Total Organic Carbon by SM5310B			06/29/2016
1606N61-001E	DMW-11	6/22/2016 4:35:00PM	Groundwater	Sulfide by SM4500-S2-F			06/27/2016

Client: EarthCon Consultants, Inc.
Project Name: AMC Dalton
Workorder: 1606N61

ANALYTICAL QC SUMMARY REPORT

BatchID: 226058

Sample ID: **MB-226058** Client ID:
SampleType: **MBLK** TestCode: **GC Analysis of Gaseous Samples SOP-RSK 175**
Units: **mg/L** Prep Date: **06/27/2016** Run No: **319867**
BatchID: **226058** Analysis Date: **06/27/2016** Seq No: **6903933**

Analyte	Result	RPT Limit	SPK value	SPK Ref Val	%REC	Low Limit	High Limit	RPD Ref Val	%RPD	RPD Limit	Qual
Ethane	BRL	0.0090									
Ethylene	BRL	0.0070									
Methane	BRL	0.0040									

Sample ID: **LCS-226058** Client ID:
SampleType: **LCS** TestCode: **GC Analysis of Gaseous Samples SOP-RSK 175**
Units: **mg/L** Prep Date: **06/27/2016** Run No: **319867**
BatchID: **226058** Analysis Date: **06/27/2016** Seq No: **6903934**

Analyte	Result	RPT Limit	SPK value	SPK Ref Val	%REC	Low Limit	High Limit	RPD Ref Val	%RPD	RPD Limit	Qual
Ethane	0.1412	0.0090	200.0		70.6	40.9	115				
Ethylene	0.09510	0.0070	200.0		47.6	26.8	115				
Methane	0.1559	0.0040	200.0		77.9	45.9	115				

Sample ID: **LCSD-226058** Client ID:
SampleType: **LCSD** TestCode: **GC Analysis of Gaseous Samples SOP-RSK 175**
Units: **mg/L** Prep Date: **06/27/2016** Run No: **319867**
BatchID: **226058** Analysis Date: **06/27/2016** Seq No: **6903935**

Analyte	Result	RPT Limit	SPK value	SPK Ref Val	%REC	Low Limit	High Limit	RPD Ref Val	%RPD	RPD Limit	Qual
Ethane	0.1354	0.0090	200.0		67.7	40.9	115	141.2	4.21	20	
Ethylene	0.09086	0.0070	200.0		45.4	26.8	115	95.10	4.56	20	
Methane	0.1464	0.0040	200.0		73.2	45.9	115	155.9	6.22	20	

Sample ID: **1606N48-006BMS** Client ID:
SampleType: **MS** TestCode: **GC Analysis of Gaseous Samples SOP-RSK 175**
Units: **mg/L** Prep Date: **06/27/2016** Run No: **319867**
BatchID: **226058** Analysis Date: **06/27/2016** Seq No: **6903971**

Analyte	Result	RPT Limit	SPK value	SPK Ref Val	%REC	Low Limit	High Limit	RPD Ref Val	%RPD	RPD Limit	Qual
Ethane	0.1312	0.0090	200.0		65.6	40.5	115				
Ethylene	0.08627	0.0070	200.0		43.1	23	115				
Methane	0.1416	0.0040	200.0		70.8	40	115				

Qualifiers:

>	Greater than Result value	<	Less than Result value	B	Analyte detected in the associated method blank
BRL	Below reporting limit	E	Estimated (value above quantitation range)	H	Holding times for preparation or analysis exceeded
J	Estimated value detected below Reporting Limit	N	Analyte not NELAC certified	R	RPD outside limits due to matrix
Rpt Lim	Reporting Limit	S	Spike Recovery outside limits due to matrix		

Client: EarthCon Consultants, Inc.
Project Name: AMC Dalton
Workorder: 1606N61

ANALYTICAL QC SUMMARY REPORT

BatchID: 226058

Sample ID: **1606N48-006BMSD** Client ID:
SampleType: **MSD** TestCode: **GC Analysis of Gaseous Samples SOP-RSK 175**
Units: **mg/L** Prep Date: **06/27/2016** Run No: **319867**
BatchID: **226058** Analysis Date: **06/27/2016** Seq No: **6903972**

Analyte	Result	RPT Limit	SPK value	SPK Ref Val	%REC	Low Limit	High Limit	RPD Ref Val	%RPD	RPD Limit	Qual
Ethane	0.1273	0.0090	200.0		63.6	40.5	115	131.2	3.04	20	
Ethylene	0.08684	0.0070	200.0		43.4	23	115	86.27	0.660	20	
Methane	0.1421	0.0040	200.0		71.1	40	115	141.6	0.399	20	

Qualifiers:

>	Greater than Result value	<	Less than Result value	B	Analyte detected in the associated method blank
BRL	Below reporting limit	E	Estimated (value above quantitation range)	H	Holding times for preparation or analysis exceeded
J	Estimated value detected below Reporting Limit	N	Analyte not NELAC certified	R	RPD outside limits due to matrix
Rpt Lim	Reporting Limit	S	Spike Recovery outside limits due to matrix		

Client: EarthCon Consultants, Inc.
Project Name: AMC Dalton
Workorder: 1606N61

ANALYTICAL QC SUMMARY REPORT

BatchID: 226131

Sample ID: **MB-226131** Client ID:
SampleType: **MBLK** TestCode: **TCL VOLATILE ORGANICS SW8260B**
Units: **mg/L** Prep Date: **06/28/2016** Run No: **319866**
BatchID: **226131** Analysis Date: **06/28/2016** Seq No: **6906028**

Analyte	Result	RPT Limit	SPK value	SPK Ref Val	%REC	Low Limit	High Limit	RPD Ref Val	%RPD	RPD Limit	Qual
1,1,1-Trichloroethane	BRL	0.005									
1,1-Dichloroethane	BRL	0.005									
1,1-Dichloroethene	BRL	0.005									
1,2-Dichloroethane	BRL	0.005									
cis-1,2-Dichloroethene	BRL	0.005									
Tetrachloroethene	BRL	0.005									
trans-1,2-Dichloroethene	BRL	0.005									
Trichloroethene	BRL	0.005									
Vinyl chloride	BRL	0.002									
Surr: 4-Bromofluorobenzene	0.04821	0	50.00		96.4	70.7	125				
Surr: Dibromofluoromethane	0.05377	0	50.00		108	82.2	120				
Surr: Toluene-d8	0.05061	0	50.00		101	81.8	120				

Sample ID: **LCS-226131** Client ID:
SampleType: **LCS** TestCode: **TCL VOLATILE ORGANICS SW8260B**
Units: **mg/L** Prep Date: **06/28/2016** Run No: **319866**
BatchID: **226131** Analysis Date: **06/28/2016** Seq No: **6906029**

Analyte	Result	RPT Limit	SPK value	SPK Ref Val	%REC	Low Limit	High Limit	RPD Ref Val	%RPD	RPD Limit	Qual
1,1-Dichloroethene	0.05722	0.005	50.00		114	65.3	137				
Trichloroethene	0.04562	0.005	50.00		91.2	73.1	128				
Surr: 4-Bromofluorobenzene	0.04731	0	50.00		94.6	70.7	125				
Surr: Dibromofluoromethane	0.05128	0	50.00		103	82.2	120				
Surr: Toluene-d8	0.04959	0	50.00		99.2	81.8	120				

Sample ID: **1606N61-001AMS** Client ID: **DMW-11**
SampleType: **MS** TestCode: **TCL VOLATILE ORGANICS SW8260B**
Units: **mg/L** Prep Date: **06/28/2016** Run No: **319866**
BatchID: **226131** Analysis Date: **06/28/2016** Seq No: **6906037**

Analyte	Result	RPT Limit	SPK value	SPK Ref Val	%REC	Low Limit	High Limit	RPD Ref Val	%RPD	RPD Limit	Qual
1,1-Dichloroethene	0.06941	0.005	50.00		139	60	150				

Qualifiers:

>	Greater than Result value	<	Less than Result value	B	Analyte detected in the associated method blank
BRL	Below reporting limit	E	Estimated (value above quantitation range)	H	Holding times for preparation or analysis exceeded
J	Estimated value detected below Reporting Limit	N	Analyte not NELAC certified	R	RPD outside limits due to matrix
Rpt Lim	Reporting Limit	S	Spike Recovery outside limits due to matrix		

Client: EarthCon Consultants, Inc.
Project Name: AMC Dalton
Workorder: 1606N61

ANALYTICAL QC SUMMARY REPORT

BatchID: 226131

Sample ID: 1606N61-001AMS	Client ID: DMW-11	Units: mg/L	Prep Date: 06/28/2016	Run No: 319866
SampleType: MS	TestCode: TCL VOLATILE ORGANICS SW8260B	BatchID: 226131	Analysis Date: 06/28/2016	Seq No: 6906037

Analyte	Result	RPT Limit	SPK value	SPK Ref Val	%REC	Low Limit	High Limit	RPD Ref Val	%RPD	RPD Limit	Qual
Trichloroethene	0.05388	0.005	50.00		108	70	136				
Surr: 4-Bromofluorobenzene	0.04763	0	50.00		95.3	70.7	125				
Surr: Dibromofluoromethane	0.05230	0	50.00		105	82.2	120				
Surr: Toluene-d8	0.04992	0	50.00		99.8	81.8	120				

Sample ID: 1606N61-001AMSD	Client ID: DMW-11	Units: mg/L	Prep Date: 06/28/2016	Run No: 319866
SampleType: MSD	TestCode: TCL VOLATILE ORGANICS SW8260B	BatchID: 226131	Analysis Date: 06/28/2016	Seq No: 6906038

Analyte	Result	RPT Limit	SPK value	SPK Ref Val	%REC	Low Limit	High Limit	RPD Ref Val	%RPD	RPD Limit	Qual
1,1-Dichloroethene	0.06434	0.005	50.00		129	60	150	69.41	7.58	17.7	
Trichloroethene	0.05165	0.005	50.00		103	70	136	53.88	4.23	20	
Surr: 4-Bromofluorobenzene	0.04617	0	50.00		92.3	70.7	125	47.63	0	0	
Surr: Dibromofluoromethane	0.05320	0	50.00		106	82.2	120	52.30	0	0	
Surr: Toluene-d8	0.04962	0	50.00		99.2	81.8	120	49.92	0	0	

Qualifiers:

>	Greater than Result value	<	Less than Result value	B	Analyte detected in the associated method blank
BRL	Below reporting limit	E	Estimated (value above quantitation range)	H	Holding times for preparation or analysis exceeded
J	Estimated value detected below Reporting Limit	N	Analyte not NELAC certified	R	RPD outside limits due to matrix
Rpt Lim	Reporting Limit	S	Spike Recovery outside limits due to matrix		

Client: EarthCon Consultants, Inc.
Project Name: AMC Dalton
Workorder: 1606N61

ANALYTICAL QC SUMMARY REPORT

BatchID: 226197

Sample ID: **MB-226197** Client ID: Units: **mg/L** Prep Date: **06/28/2016** Run No: **319957**
SampleType: **MBLK** TestCode: **1,4-Dioxane by SIM GC/MS SW8260B-SIM** BatchID: **226197** Analysis Date: **06/28/2016** Seq No: **6906562**

Analyte	Result	RPT Limit	SPK value	SPK Ref Val	%REC	Low Limit	High Limit	RPD Ref Val	%RPD	RPD Limit	Qual
1,4-Dioxane	BRL	0.0050									
Surr: 4-Bromofluorobenzene	0.05069	0	50.00		101	83.1	115				
Surr: Dibromofluoromethane	0.05197	0	50.00		104	80.6	123				
Surr: Toluene-d8	0.05000	0	50.00		100	85	115				

Sample ID: **LCS-226197** Client ID: Units: **mg/L** Prep Date: **06/28/2016** Run No: **319957**
SampleType: **LCS** TestCode: **1,4-Dioxane by SIM GC/MS SW8260B-SIM** BatchID: **226197** Analysis Date: **06/28/2016** Seq No: **6906561**

Analyte	Result	RPT Limit	SPK value	SPK Ref Val	%REC	Low Limit	High Limit	RPD Ref Val	%RPD	RPD Limit	Qual
1,4-Dioxane	0.008830	0.0050	10.00		88.3	68.2	133				
Surr: 4-Bromofluorobenzene	0.05082	0	50.00		102	83.1	115				
Surr: Dibromofluoromethane	0.05072	0	50.00		101	80.6	123				
Surr: Toluene-d8	0.04977	0	50.00		99.5	85	115				

Sample ID: **1606O91-007AMS** Client ID: Units: **mg/L** Prep Date: **06/28/2016** Run No: **319957**
SampleType: **MS** TestCode: **1,4-Dioxane by SIM GC/MS SW8260B-SIM** BatchID: **226197** Analysis Date: **06/28/2016** Seq No: **6906586**

Analyte	Result	RPT Limit	SPK value	SPK Ref Val	%REC	Low Limit	High Limit	RPD Ref Val	%RPD	RPD Limit	Qual
1,4-Dioxane	0.4245	0.25	500.0		84.9	53	135				
Surr: 4-Bromofluorobenzene	2.495	0	2500		99.8	83.1	115				
Surr: Dibromofluoromethane	2.562	0	2500		102	80.6	123				
Surr: Toluene-d8	2.486	0	2500		99.4	85	115				

Sample ID: **1606O91-007AMSD** Client ID: Units: **mg/L** Prep Date: **06/28/2016** Run No: **319957**
SampleType: **MSD** TestCode: **1,4-Dioxane by SIM GC/MS SW8260B-SIM** BatchID: **226197** Analysis Date: **06/28/2016** Seq No: **6906589**

Analyte	Result	RPT Limit	SPK value	SPK Ref Val	%REC	Low Limit	High Limit	RPD Ref Val	%RPD	RPD Limit	Qual
1,4-Dioxane	0.4605	0.25	500.0		92.1	53	135	424.5	8.14	34.4	

Qualifiers:

>	Greater than Result value	<	Less than Result value	B	Analyte detected in the associated method blank
BRL	Below reporting limit	E	Estimated (value above quantitation range)	H	Holding times for preparation or analysis exceeded
J	Estimated value detected below Reporting Limit	N	Analyte not NELAC certified	R	RPD outside limits due to matrix
Rpt Lim	Reporting Limit	S	Spike Recovery outside limits due to matrix		

Client: EarthCon Consultants, Inc.
Project Name: AMC Dalton
Workorder: 1606N61

ANALYTICAL QC SUMMARY REPORT

BatchID: 226197

Sample ID: 1606O91-007AMSD	Client ID:		Units: mg/L	Prep Date: 06/28/2016	Run No: 319957
SampleType: MSD	TestCode: 1,4-Dioxane by SIM GC/MS SW8260B-SIM		BatchID: 226197	Analysis Date: 06/28/2016	Seq No: 6906589

Analyte	Result	RPT Limit	SPK value	SPK Ref Val	%REC	Low Limit	High Limit	RPD Ref Val	%RPD	RPD Limit	Qual
Surr: 4-Bromofluorobenzene	2.456	0	2500		98.2	83.1	115	2495	0	0	
Surr: Dibromofluoromethane	2.585	0	2500		103	80.6	123	2562	0	0	
Surr: Toluene-d8	2.506	0	2500		100	85	115	2486	0	0	

Qualifiers:

>	Greater than Result value	<	Less than Result value	B	Analyte detected in the associated method blank
BRL	Below reporting limit	E	Estimated (value above quantitation range)	H	Holding times for preparation or analysis exceeded
J	Estimated value detected below Reporting Limit	N	Analyte not NELAC certified	R	RPD outside limits due to matrix
Rpt Lim	Reporting Limit	S	Spike Recovery outside limits due to matrix		

Client: EarthCon Consultants, Inc.
Project Name: AMC Dalton
Workorder: 1606N61

ANALYTICAL QC SUMMARY REPORT

BatchID: R319832

Sample ID: MB-R319832	Client ID:				Units: mg/L	Prep Date:		Run No: 319832	
SampleType: MBLK	TestCode: Sulfide by SM4500-S2-F				BatchID: R319832	Analysis Date: 06/27/2016		Seq No: 6903366	
Analyte	Result	RPT Limit	SPK value	SPK Ref Val	%REC	Low Limit	High Limit	RPD Ref Val	%RPD	RPD Limit	Qual
Sulfide	BRL	1.00									

Sample ID: LCS-R319832	Client ID:				Units: mg/L	Prep Date:		Run No: 319832	
SampleType: LCS	TestCode: Sulfide by SM4500-S2-F				BatchID: R319832	Analysis Date: 06/27/2016		Seq No: 6903367	
Analyte	Result	RPT Limit	SPK value	SPK Ref Val	%REC	Low Limit	High Limit	RPD Ref Val	%RPD	RPD Limit	Qual
Sulfide	172.0	1.00	172.0		100	90	110				

Sample ID: 1606N61-001EMS	Client ID: DMW-11				Units: mg/L	Prep Date:		Run No: 319832	
SampleType: MS	TestCode: Sulfide by SM4500-S2-F				BatchID: R319832	Analysis Date: 06/27/2016		Seq No: 6903382	
Analyte	Result	RPT Limit	SPK value	SPK Ref Val	%REC	Low Limit	High Limit	RPD Ref Val	%RPD	RPD Limit	Qual
Sulfide	18.00	1.00	17.20		105	80	120				

Sample ID: 1606N61-001EMSD	Client ID: DMW-11				Units: mg/L	Prep Date:		Run No: 319832	
SampleType: MSD	TestCode: Sulfide by SM4500-S2-F				BatchID: R319832	Analysis Date: 06/27/2016		Seq No: 6903384	
Analyte	Result	RPT Limit	SPK value	SPK Ref Val	%REC	Low Limit	High Limit	RPD Ref Val	%RPD	RPD Limit	Qual
Sulfide	17.60	1.00	17.20		102	80	120	18.00	2.25	20	

Qualifiers:

>	Greater than Result value	<	Less than Result value	B	Analyte detected in the associated method blank
BRL	Below reporting limit	E	Estimated (value above quantitation range)	H	Holding times for preparation or analysis exceeded
J	Estimated value detected below Reporting Limit	N	Analyte not NELAC certified	R	RPD outside limits due to matrix
Rpt Lim	Reporting Limit	S	Spike Recovery outside limits due to matrix		

Client: EarthCon Consultants, Inc.
Project Name: AMC Dalton
Workorder: 1606N61

ANALYTICAL QC SUMMARY REPORT

BatchID: R320041

Sample ID: MB-R320041	Client ID:					Units: mg/L	Prep Date:		Run No: 320041
SampleType: MBLK	TestCode: Alkalinity by SM2320B					BatchID: R320041	Analysis Date: 06/29/2016		Seq No: 6908743

Analyte	Result	RPT Limit	SPK value	SPK Ref Val	%REC	Low Limit	High Limit	RPD Ref Val	%RPD	RPD Limit	Qual
Alkalinity, Total (As CaCO3)	BRL	3.00									

Sample ID: LCS-R320041	Client ID:					Units: mg/L	Prep Date:		Run No: 320041
SampleType: LCS	TestCode: Alkalinity by SM2320B					BatchID: R320041	Analysis Date: 06/29/2016		Seq No: 6908744

Analyte	Result	RPT Limit	SPK value	SPK Ref Val	%REC	Low Limit	High Limit	RPD Ref Val	%RPD	RPD Limit	Qual
Alkalinity, Total (As CaCO3)	127.0	3.00	125.0		102	75	125				

Sample ID: 1606M98-010ADUP	Client ID:					Units: mg/L	Prep Date:		Run No: 320041
SampleType: DUP	TestCode: Alkalinity by SM2320B					BatchID: R320041	Analysis Date: 06/29/2016		Seq No: 6908765

Analyte	Result	RPT Limit	SPK value	SPK Ref Val	%REC	Low Limit	High Limit	RPD Ref Val	%RPD	RPD Limit	Qual
Alkalinity, Total (As CaCO3)	30.00	3.00						28.00	6.90	30	

Qualifiers:

>	Greater than Result value	<	Less than Result value	B	Analyte detected in the associated method blank
BRL	Below reporting limit	E	Estimated (value above quantitation range)	H	Holding times for preparation or analysis exceeded
J	Estimated value detected below Reporting Limit	N	Analyte not NELAC certified	R	RPD outside limits due to matrix
Rpt Lim	Reporting Limit	S	Spike Recovery outside limits due to matrix		

Client: EarthCon Consultants, Inc.
Project Name: AMC Dalton
Workorder: 1606N61

ANALYTICAL QC SUMMARY REPORT

BatchID: R320095

Sample ID: **MB-R320095** Client ID:
SampleType: **MBLK** TestCode: **Total Organic Carbon (TOC) by SM5310B**
Units: **mg/L** Prep Date: Run No: **320095**
BatchID: **R320095** Analysis Date: **06/29/2016** Seq No: **6909680**

Analyte	Result	RPT Limit	SPK value	SPK Ref Val	%REC	Low Limit	High Limit	RPD Ref Val	%RPD	RPD Limit	Qual
Organic Carbon, Total	BRL	1.00									

Sample ID: **LCS-R320095** Client ID:
SampleType: **LCS** TestCode: **Total Organic Carbon (TOC) by SM5310B**
Units: **mg/L** Prep Date: Run No: **320095**
BatchID: **R320095** Analysis Date: **06/29/2016** Seq No: **6909679**

Analyte	Result	RPT Limit	SPK value	SPK Ref Val	%REC	Low Limit	High Limit	RPD Ref Val	%RPD	RPD Limit	Qual
Organic Carbon, Total	24.66	1.00	25.00		98.6	90	110				

Sample ID: **1606N67-004AMS** Client ID:
SampleType: **MS** TestCode: **Total Organic Carbon (TOC) by SM5310B**
Units: **mg/L** Prep Date: Run No: **320095**
BatchID: **R320095** Analysis Date: **06/29/2016** Seq No: **6909705**

Analyte	Result	RPT Limit	SPK value	SPK Ref Val	%REC	Low Limit	High Limit	RPD Ref Val	%RPD	RPD Limit	Qual
Organic Carbon, Total	29.53	1.00	25.00	4.612	99.7	80	120				

Sample ID: **1606N67-004AMSD** Client ID:
SampleType: **MSD** TestCode: **Total Organic Carbon (TOC) by SM5310B**
Units: **mg/L** Prep Date: Run No: **320095**
BatchID: **R320095** Analysis Date: **06/29/2016** Seq No: **6909706**

Analyte	Result	RPT Limit	SPK value	SPK Ref Val	%REC	Low Limit	High Limit	RPD Ref Val	%RPD	RPD Limit	Qual
Organic Carbon, Total	31.64	1.00	25.00	4.612	108	80	120	29.53	6.90	20	

Qualifiers:

>	Greater than Result value	<	Less than Result value	B	Analyte detected in the associated method blank
BRL	Below reporting limit	E	Estimated (value above quantitation range)	H	Holding times for preparation or analysis exceeded
J	Estimated value detected below Reporting Limit	N	Analyte not NELAC certified	R	RPD outside limits due to matrix
Rpt Lim	Reporting Limit	S	Spike Recovery outside limits due to matrix		

ANALYTICAL ENVIRONMENTAL SERVICES, INC.

AES

July 01, 2016

Danielle Edwards
EarthCon Consultants, Inc.
1880 West Oak Parkway
Marietta GA 30062

TEL: (770) 973-2100
FAX: (770) 973-7395

RE: AMC Dalton

Dear Danielle Edwards: Order No: 1606O90

Analytical Environmental Services, Inc. received 2 samples on 6/24/2016 1:04:00 PM for the analyses presented in following report.

No problems were encountered during the analyses. Additionally, all results for the associated Quality Control samples were within EPA and/or AES established limits. Any discrepancies associated with the analyses contained herein will be noted and submitted in the form of a project Case Narrative.
AES's accreditations are as follows:
-NELAC/Florida State Laboratory ID E87582 for analysis of Non-Potable Water, Solid & Chemical Materials, and Drinking Water Microbiology, effective 07/01/16-06/30/17.
-NELAC/Louisiana Agency Interest No. 100818 for or analysis of Non-Potable Water and Solid & Chemical Materials, effective 07/01/16-06/30/17.
-NELAC/Texas Certificate No. T104704509-16-6 for or analysis of Non-Potable Water and Solid & Chemical Materials, effective 03/01/16-02/28/17.
-AIHA-LAP, LLC Laboratory ID: 100671 for Industrial Hygiene samples (Organics, Metals, PCM Asbestos, Gravimetric), Environmental Lead (Paint, Soil, Dust Wipes, Air), and Environmental Microbiology (Fungal) Direct Examination, effective until 09/01/17.

Chris Pafford
Project Manager

Revision 7/1/2016

ANALYTICAL ENVIRONMENTAL SERVICES, INC
3080 Presidential Drive, Atlanta GA 30340-3704
AES TEL.: (770) 457-8177 / TOLL-FREE (800) 972-4889 / FAX: (770) 457-8188

CHAIN OF CUSTODY

Work Order: 1606090

Date: 6/23/16 Page 1 of 1

COMPANY: EarthCon Consultants Inc
ADDRESS: 1860-West oak Pkwy Marietta, GA. 30062
PHONE: 770-973-2100
FAX:
SAMPLED BY: Keaton Henry
SIGNATURE:

ANALYSIS REQUESTED

#	SAMPLE ID	SAMPLED DATE	SAMPLED TIME	Grab	Composite	Matrix (See codes)	VOC	1,4 Dioxane	6C Analysis	Alkalinity	TOC	Sulfide (Za Ac Neo)											No # of Containers
	PRESERVATION (See codes)						H+I	H+I	H+I	I	S+I	O											
1	OBG-W1	6/23/16	9:05	✓		GW	2	2	2	1	1	1											9
2	MW-220	6/23/16	10:30	✓		GW	2	2	2	1	1	1											9
3																							
4																							
5																							
6																							
7																							
8																							
9																							
10																							
11																							
12																							
13																							
14																							

Visit our website www.aesatlanta.com to check on the status of your results, place bottle orders, etc.

REMARKS

RELINQUISHED BY	DATE/TIME	RECEIVED BY	DATE/TIME
1:	6/23/16 19:00	1:	6/23/16 1900
2:	6/23/16 2005	2:	6/23/16 2005
3:	6/24/16 1304	3:	6/24/16 13:04

PROJECT INFORMATION
PROJECT NAME: AMI Dalton
PROJECT #: 02.20140342.06
SITE ADDRESS:
SEND REPORT TO: Danielle Edwards
INVOICE TO: (IF DIFFERENT FROM ABOVE)
QUOTE #: PO#:

RECEIPT
Total # of Containers: 18

Turnaround Time Request
- (●) Standard 5 Business Days
- ( ) 2 Business Day Rush
- ( ) Next Business Day Rush
- ( ) Same Day Rush (auth req.)
- ( ) Other

STATE PROGRAM (if any):
E-mail? (Y) N; Fax? Y / N
DATA PACKAGE: I II III IV

SPECIAL INSTRUCTIONS/COMMENTS:
40 hour hold time Nitrate

SHIPMENT METHOD
OUT / / VIA:
IN / / VIA:
(CLIENT) FedEx UPS MAIL (COURIER)
GREYHOUND OTHER

SAMPLES RECEIVED AFTER 3PM OR ON SATURDAY ARE CONSIDERED RECEIVED THE NEXT BUSINESS DAY. IF TURNAROUND TIME IS NOT INDICATED, AES WILL PROCEED WITH STANDARD TAT OF SAMPLES.
SAMPLES ARE DISPOSED 30 DAYS AFTER REPORT COMPLETION UNLESS OTHER ARRANGEMENTS ARE MADE.

MATRIX CODES A = Air GW = Groundwater SE = Sediment SO = Soil SW = Surface Water W = Water (Blanks) DW = Drinking Water (Blanks) O = Other (specify) WW = Waste Water
PRESERVATIVE CODES H+I = Hydrochloric acid + ice I = Ice only N = Nitric acid S+I = Sulfuric acid + ice S/M+I = Sodium Bisulfate/Methanol + ice O = Other (specify) NA = None

White Copy - Original; Yellow Copy - Client

Analytical Environmental Services, Inc **Date:** 1-Jul-16

Client:	EarthCon Consultants, Inc.	**Client Sample ID:**	OBG-W1
Project Name:	AMC Dalton	**Collection Date:**	6/23/2016 9:05:00 AM
Lab ID:	1606O90-001	**Matrix:**	Groundwater

Analyses	Result	Qual	MDL	Reporting Limit	Units	BatchID	DF	Date Analyzed	Analyst
Total Organic Carbon (TOC) by SM5310B									
Organic Carbon, Total	0.268	J	0.137	1.00	mg/L	R320095	1	06/29/2016 15:14	JW
TCL VOLATILE ORGANICS SW8260B					(SW5030B)				
1,1,1-Trichloroethane	1.7		0.012	0.25	mg/L	226265	50	06/29/2016 19:08	NH
1,1-Dichloroethane	0.007		0.00025	0.005	mg/L	226265	1	06/30/2016 10:41	NH
1,1-Dichloroethene	0.69		0.018	0.25	mg/L	226265	50	06/29/2016 19:08	NH
1,2-Dichloroethane	0.001	J	0.00024	0.005	mg/L	226265	1	06/30/2016 10:41	NH
cis-1,2-Dichloroethene	BRL		0.00027	0.005	mg/L	226265	1	06/30/2016 10:41	NH
Tetrachloroethene	BRL		0.00029	0.005	mg/L	226265	1	06/30/2016 10:41	NH
trans-1,2-Dichloroethene	BRL		0.00022	0.005	mg/L	226265	1	06/30/2016 10:41	NH
Trichloroethene	BRL		0.00035	0.005	mg/L	226265	1	06/30/2016 10:41	NH
Vinyl chloride	BRL		0.00042	0.002	mg/L	226265	1	06/30/2016 10:41	NH
Surr: 4-Bromofluorobenzene	94.6		0	70.7-125	%REC	226265	1	06/30/2016 10:41	NH
Surr: 4-Bromofluorobenzene	92.6		0	70.7-125	%REC	226265	50	06/29/2016 19:08	NH
Surr: Dibromofluoromethane	130	S	0	82.2-120	%REC	226265	1	06/30/2016 10:41	NH
Surr: Dibromofluoromethane	112		0	82.2-120	%REC	226265	50	06/29/2016 19:08	NH
Surr: Toluene-d8	100		0	81.8-120	%REC	226265	1	06/30/2016 10:41	NH
Surr: Toluene-d8	103		0	81.8-120	%REC	226265	50	06/29/2016 19:08	NH
Sulfide by SM4500-S2-F									
Sulfide	2.00		0.598	1.00	mg/L	R319832	1	06/27/2016 09:00	BD
Inorganic Anions by IC E300.0									
Chloride	7.01		0.111	1.00	mg/L	R319990	1	06/24/2016 15:01	JW
Nitrogen, Nitrate (As N)	1.36		0.0239	0.250	mg/L	R319990	1	06/24/2016 15:01	JW
Sulfate	3.03		0.101	1.00	mg/L	R319990	1	06/24/2016 15:01	JW
GC Analysis of Gaseous Samples SOP-RSK 175					(RSK175)				
Ethane	BRL		0.0019	0.0090	mg/L	226058	1	06/27/2016 16:46	MD
Ethylene	BRL		0.0035	0.0070	mg/L	226058	1	06/27/2016 16:46	MD
Methane	0.0027	J	0.0012	0.0040	mg/L	226058	1	06/27/2016 16:46	MD
Alkalinity by SM2320B									
Alkalinity, Total (As CaCO3)	44.0		1.68	3.00	mg/L	R320058	1	06/30/2016 09:15	BD
1,4-Dioxane by SIM GC/MS SW8260B-SIM					(SW5030B)				
1,4-Dioxane	BRL		0.00090	0.0020	mg/L	226198	1	06/30/2016 11:58	NH
Surr: 4-Bromofluorobenzene	103		0	83.1-115	%REC	226198	1	06/30/2016 11:58	NH
Surr: Dibromofluoromethane	111		0	80.6-123	%REC	226198	1	06/30/2016 11:58	NH
Surr: Toluene-d8	99		0	85-115	%REC	226198	1	06/30/2016 11:58	NH

Qualifiers:

- * Value exceeds maximum contaminant level
- BRL Not detected at MDL
- H Holding times for preparation or analysis exceeded
- N Analyte not NELAC certified
- B Analyte detected in the associated method blank
- NC Not confirmed
- E Estimated value above quantitation range
- S Spike Recovery outside limits due to matrix
- J Estimated value detected below Reporting Limit
- > Greater than Result value
- < Less than Result value
- Narr See case narrative

Analytical Environmental Services, Inc **Date:** 1-Jul-16

Client:	EarthCon Consultants, Inc.	**Client Sample ID:**	MW-22D
Project Name:	AMC Dalton	**Collection Date:**	6/23/2016 10:30:00 AM
Lab ID:	1606O90-002	**Matrix:**	Groundwater

Analyses	Result	Qual	MDL	Reporting Limit	Units	BatchID	DF	Date Analyzed	Analyst
Total Organic Carbon (TOC) by SM5310B									
Organic Carbon, Total	BRL		0.137	1.00	mg/L	R320095	1	06/29/2016 15:29	JW
TCL VOLATILE ORGANICS SW8260B					(SW5030B)				
1,1,1-Trichloroethane	0.17		0.00025	0.005	mg/L	226208	1	06/30/2016 06:05	NH
1,1-Dichloroethane	0.014		0.00025	0.005	mg/L	226208	1	06/30/2016 06:05	NH
1,1-Dichloroethene	0.15		0.00036	0.005	mg/L	226208	1	06/30/2016 06:05	NH
1,2-Dichloroethane	0.001	J	0.00024	0.005	mg/L	226208	1	06/30/2016 06:05	NH
cis-1,2-Dichloroethene	BRL		0.00027	0.005	mg/L	226208	1	06/30/2016 06:05	NH
Tetrachloroethene	BRL		0.00029	0.005	mg/L	226208	1	06/30/2016 06:05	NH
trans-1,2-Dichloroethene	BRL		0.00022	0.005	mg/L	226208	1	06/30/2016 06:05	NH
Trichloroethene	BRL		0.00035	0.005	mg/L	226208	1	06/30/2016 06:05	NH
Vinyl chloride	BRL		0.00042	0.002	mg/L	226208	1	06/30/2016 06:05	NH
Surr: 4-Bromofluorobenzene	91.8		0	70.7-125	%REC	226208	1	06/30/2016 06:05	NH
Surr: Dibromofluoromethane	119		0	82.2-120	%REC	226208	1	06/30/2016 06:05	NH
Surr: Toluene-d8	101		0	81.8-120	%REC	226208	1	06/30/2016 06:05	NH
Sulfide by SM4500-S2-F									
Sulfide	1.60		0.598	1.00	mg/L	R319832	1	06/27/2016 09:00	BD
Inorganic Anions by IC E300.0									
Chloride	14.6		0.111	1.00	mg/L	R319990	1	06/24/2016 16:00	JW
Nitrogen, Nitrate (As N)	1.10		0.0239	0.250	mg/L	R319990	1	06/24/2016 16:00	JW
Sulfate	13.9		0.101	1.00	mg/L	R319990	1	06/24/2016 16:00	JW
GC Analysis of Gaseous Samples SOP-RSK 175					(RSK175)				
Ethane	BRL		0.0019	0.0090	mg/L	226058	1	06/27/2016 16:50	MD
Ethylene	BRL		0.0035	0.0070	mg/L	226058	1	06/27/2016 16:50	MD
Methane	0.0018	J	0.0012	0.0040	mg/L	226058	1	06/27/2016 16:50	MD
Alkalinity by SM2320B									
Alkalinity, Total (As CaCO3)	240		8.40	15.0	mg/L	R320058	5	06/30/2016 09:15	BD
1,4-Dioxane by SIM GC/MS SW8260B-SIM					(SW5030B)				
1,4-Dioxane	0.0017	J	0.00090	0.0020	mg/L	226197	1	06/29/2016 13:11	NH
Surr: 4-Bromofluorobenzene	99.4		0	83.1-115	%REC	226197	1	06/29/2016 13:11	NH
Surr: Dibromofluoromethane	106		0	80.6-123	%REC	226197	1	06/29/2016 13:11	NH
Surr: Toluene-d8	100		0	85-115	%REC	226197	1	06/29/2016 13:11	NH

Qualifiers:

- * Value exceeds maximum contaminant level
- BRL Not detected at MDL
- H Holding times for preparation or analysis exceeded
- N Analyte not NELAC certified
- B Analyte detected in the associated method blank
- NC Not confirmed
- E Estimated value above quantitation range
- S Spike Recovery outside limits due to matrix
- J Estimated value detected below Reporting Limit
- > Greater than Result value
- < Less than Result value
- Narr See case narrative

Analytical Environmental Services, Inc.

Sample/Cooler Receipt Checklist

Client Earthcon Work Order Number 1608098

Checklist completed by Signature Date 6/24-16

Carrier name: FedEx __ UPS __ Courier __ Client ✓ US Mail __ Other _____

Shipping container/cooler in good condition?	Yes ✓	No __	Not Present __
Custody seals intact on shipping container/cooler?	Yes __	No __	Not Present ✓
Custody seals intact on sample bottles?	Yes __	No __	Not Present ✓
Container/Temp Blank temperature in compliance? (0°≤6°C)*	Yes ✓	No __	

Cooler #1 0.7 Cooler #2 _____ Cooler #3 _____ Cooler #4 _____ Cooler#5 _____ Cooler #6 _____

Chain of custody present?	Yes ✓	No __
Chain of custody signed when relinquished and received?	Yes ✓	No __
Chain of custody agrees with sample labels?	Yes ✓	No __
Samples in proper container/bottle?	Yes ✓	No __
Sample containers intact?	Yes ✓	No __
Sufficient sample volume for indicated test?	Yes ✓	No __
All samples received within holding time?	Yes ✓	No __
Was TAT marked on the COC?	Yes ✓	No __
Proceed with Standard TAT as per project history?	Yes __	No __ Not Applicable ✓
Water - VOA vials have zero headspace?	No VOA vials submitted __	Yes ✓ No __
Water - pH acceptable upon receipt?	Yes ✓	No __ Not Applicable __

Adjusted? _____ Checked by CJ

Sample Condition: Good ✓ Other(Explain) _____

(For diffusive samples or AIHA lead) Is a known blank included? Yes __ No ✓

See Case Narrative for resolution of the Non-Conformance.

* Samples do not have to comply with the given range for certain parameters.

\\Aes_server\I\Sample Receipt\My Documents\COCs and pH Adjustment Sheet\Sample_Cooler_Recipt_Checklist_Rev1.rtf

Client: EarthCon Consultants, Inc.
Project Name: AMC Dalton
Workorder: 1606O90

ANALYTICAL QC SUMMARY REPORT

BatchID: 226058

Sample ID: **MB-226058** Client ID:
SampleType: **MBLK** TestCode: **GC Analysis of Gaseous Samples SOP-RSK 175**
Units: **mg/L** Prep Date: **06/27/2016** Run No: **319867**
BatchID: **226058** Analysis Date: **06/27/2016** Seq No: **6903933**

Analyte	Result	RPT Limit	SPK value	SPK Ref Val	%REC	Low Limit	High Limit	RPD Ref Val	%RPD	RPD Limit	Qual
Ethane	BRL	0.0090									
Ethylene	BRL	0.0070									
Methane	BRL	0.0040									

Sample ID: **LCS-226058** Client ID:
SampleType: **LCS** TestCode: **GC Analysis of Gaseous Samples SOP-RSK 175**
Units: **mg/L** Prep Date: **06/27/2016** Run No: **319867**
BatchID: **226058** Analysis Date: **06/27/2016** Seq No: **6903934**

Analyte	Result	RPT Limit	SPK value	SPK Ref Val	%REC	Low Limit	High Limit	RPD Ref Val	%RPD	RPD Limit	Qual
Ethane	0.1412	0.0090	200.0		70.6	40.9	115				
Ethylene	0.09510	0.0070	200.0		47.6	26.8	115				
Methane	0.1559	0.0040	200.0		77.9	45.9	115				

Sample ID: **LCSD-226058** Client ID:
SampleType: **LCSD** TestCode: **GC Analysis of Gaseous Samples SOP-RSK 175**
Units: **mg/L** Prep Date: **06/27/2016** Run No: **319867**
BatchID: **226058** Analysis Date: **06/27/2016** Seq No: **6903935**

Analyte	Result	RPT Limit	SPK value	SPK Ref Val	%REC	Low Limit	High Limit	RPD Ref Val	%RPD	RPD Limit	Qual
Ethane	0.1354	0.0090	200.0		67.7	40.9	115	141.2	4.21	20	
Ethylene	0.09086	0.0070	200.0		45.4	26.8	115	95.10	4.56	20	
Methane	0.1464	0.0040	200.0		73.2	45.9	115	155.9	6.22	20	

Sample ID: **1606N48-006BMS** Client ID:
SampleType: **MS** TestCode: **GC Analysis of Gaseous Samples SOP-RSK 175**
Units: **mg/L** Prep Date: **06/27/2016** Run No: **319867**
BatchID: **226058** Analysis Date: **06/27/2016** Seq No: **6903971**

Analyte	Result	RPT Limit	SPK value	SPK Ref Val	%REC	Low Limit	High Limit	RPD Ref Val	%RPD	RPD Limit	Qual
Ethane	0.1312	0.0090	200.0		65.6	40.5	115				
Ethylene	0.08627	0.0070	200.0		43.1	23	115				
Methane	0.1416	0.0040	200.0		70.8	40	115				

Qualifiers:

>	Greater than Result value	<	Less than Result value	B	Analyte detected in the associated method blank
BRL	Below reporting limit	E	Estimated (value above quantitation range)	H	Holding times for preparation or analysis exceeded
J	Estimated value detected below Reporting Limit	N	Analyte not NELAC certified	R	RPD outside limits due to matrix
Rpt Lim	Reporting Limit	S	Spike Recovery outside limits due to matrix		

Client: EarthCon Consultants, Inc.
Project Name: AMC Dalton
Workorder: 1606O90

ANALYTICAL QC SUMMARY REPORT

BatchID: 226058

Sample ID: 1606N48-006BMSD | Client ID: | Units: mg/L | Prep Date: 06/27/2016 | Run No: 319867
SampleType: MSD | TestCode: GC Analysis of Gaseous Samples SOP-RSK 175 | BatchID: 226058 | Analysis Date: 06/27/2016 | Seq No: 6903972

Analyte	Result	RPT Limit	SPK value	SPK Ref Val	%REC	Low Limit	High Limit	RPD Ref Val	%RPD	RPD Limit	Qual
Ethane	0.1273	0.0090	200.0		63.6	40.5	115	131.2	3.04	20	
Ethylene	0.08684	0.0070	200.0		43.4	23	115	86.27	0.660	20	
Methane	0.1421	0.0040	200.0		71.1	40	115	141.6	0.399	20	

Qualifiers:

>	Greater than Result value	<	Less than Result value	B	Analyte detected in the associated method blank
BRL	Below reporting limit	E	Estimated (value above quantitation range)	H	Holding times for preparation or analysis exceeded
J	Estimated value detected below Reporting Limit	N	Analyte not NELAC certified	R	RPD outside limits due to matrix
Rpt Lim	Reporting Limit	S	Spike Recovery outside limits due to matrix		

Client: EarthCon Consultants, Inc.
Project Name: AMC Dalton
Workorder: 1606O90

ANALYTICAL QC SUMMARY REPORT

BatchID: 226197

Sample ID: **MB-226197** Client ID: Units: **mg/L** Prep Date: **06/28/2016** Run No: **319957**
SampleType: **MBLK** TestCode: **1,4-Dioxane by SIM GC/MS SW8260B-SIM** BatchID: **226197** Analysis Date: **06/28/2016** Seq No: **6906562**

Analyte	Result	RPT Limit	SPK value	SPK Ref Val	%REC	Low Limit	High Limit	RPD Ref Val	%RPD	RPD Limit	Qual
1,4-Dioxane	BRL	0.0050									
Surr: 4-Bromofluorobenzene	0.05069	0	50.00		101	83.1	115				
Surr: Dibromofluoromethane	0.05197	0	50.00		104	80.6	123				
Surr: Toluene-d8	0.05000	0	50.00		100	85	115				

Sample ID: **LCS-226197** Client ID: Units: **mg/L** Prep Date: **06/28/2016** Run No: **319957**
SampleType: **LCS** TestCode: **1,4-Dioxane by SIM GC/MS SW8260B-SIM** BatchID: **226197** Analysis Date: **06/28/2016** Seq No: **6906561**

Analyte	Result	RPT Limit	SPK value	SPK Ref Val	%REC	Low Limit	High Limit	RPD Ref Val	%RPD	RPD Limit	Qual
1,4-Dioxane	0.008830	0.0050	10.00		88.3	68.2	133				
Surr: 4-Bromofluorobenzene	0.05082	0	50.00		102	83.1	115				
Surr: Dibromofluoromethane	0.05072	0	50.00		101	80.6	123				
Surr: Toluene-d8	0.04977	0	50.00		99.5	85	115				

Sample ID: **1606O91-007AMS** Client ID: Units: **mg/L** Prep Date: **06/28/2016** Run No: **319957**
SampleType: **MS** TestCode: **1,4-Dioxane by SIM GC/MS SW8260B-SIM** BatchID: **226197** Analysis Date: **06/28/2016** Seq No: **6906586**

Analyte	Result	RPT Limit	SPK value	SPK Ref Val	%REC	Low Limit	High Limit	RPD Ref Val	%RPD	RPD Limit	Qual
1,4-Dioxane	0.4245	0.25	500.0		84.9	53	135				
Surr: 4-Bromofluorobenzene	2.495	0	2500		99.8	83.1	115				
Surr: Dibromofluoromethane	2.562	0	2500		102	80.6	123				
Surr: Toluene-d8	2.486	0	2500		99.4	85	115				

Sample ID: **1606O91-007AMSD** Client ID: Units: **mg/L** Prep Date: **06/28/2016** Run No: **319957**
SampleType: **MSD** TestCode: **1,4-Dioxane by SIM GC/MS SW8260B-SIM** BatchID: **226197** Analysis Date: **06/28/2016** Seq No: **6906589**

Analyte	Result	RPT Limit	SPK value	SPK Ref Val	%REC	Low Limit	High Limit	RPD Ref Val	%RPD	RPD Limit	Qual
1,4-Dioxane	0.4605	0.25	500.0		92.1	53	135	424.5	8.14	34.4	

Qualifiers:

>	Greater than Result value	<	Less than Result value	B	Analyte detected in the associated method blank
BRL	Below reporting limit	E	Estimated (value above quantitation range)	H	Holding times for preparation or analysis exceeded
J	Estimated value detected below Reporting Limit	N	Analyte not NELAC certified	R	RPD outside limits due to matrix
Rpt Lim	Reporting Limit	S	Spike Recovery outside limits due to matrix		

Client: EarthCon Consultants, Inc.
Project Name: AMC Dalton
Workorder: 1606O90

ANALYTICAL QC SUMMARY REPORT

BatchID: 226197

Sample ID: 1606O91-007AMSD Client ID: Units: mg/L Prep Date: 06/28/2016 Run No: 319957
SampleType: MSD TestCode: 1,4-Dioxane by SIM GC/MS SW8260B-SIM BatchID: 226197 Analysis Date: 06/28/2016 Seq No: 6906589

Analyte	Result	RPT Limit	SPK value	SPK Ref Val	%REC	Low Limit	High Limit	RPD Ref Val	%RPD	RPD Limit	Qual
Surr: 4-Bromofluorobenzene	2.456	0	2500		98.2	83.1	115	2495	0	0	
Surr: Dibromofluoromethane	2.585	0	2500		103	80.6	123	2562	0	0	
Surr: Toluene-d8	2.506	0	2500		100	85	115	2486	0	0	

Qualifiers:
> Greater than Result value
< Less than Result value
B Analyte detected in the associated method blank
BRL Below reporting limit
E Estimated (value above quantitation range)
H Holding times for preparation or analysis exceeded
J Estimated value detected below Reporting Limit
N Analyte not NELAC certified
R RPD outside limits due to matrix
Rpt Lim Reporting Limit
S Spike Recovery outside limits due to matrix

Client: EarthCon Consultants, Inc.
Project Name: AMC Dalton
Workorder: 1606O90

ANALYTICAL QC SUMMARY REPORT

BatchID: 226198

Sample ID: **MB-226198** Client ID:
SampleType: **MBLK** TestCode: **1,4-Dioxane by SIM GC/MS SW8260B-SIM**
Units: **mg/L** Prep Date: **06/28/2016** Run No: **319958**
BatchID: **226198** Analysis Date: **06/28/2016** Seq No: **6906724**

Analyte	Result	RPT Limit	SPK value	SPK Ref Val	%REC	Low Limit	High Limit	RPD Ref Val	%RPD	RPD Limit	Qual
1,4-Dioxane	BRL	0.0050									
Surr: 4-Bromofluorobenzene	0.05061	0	50.00		101	83.1	115				
Surr: Dibromofluoromethane	0.05039	0	50.00		101	80.6	123				
Surr: Toluene-d8	0.04935	0	50.00		98.7	85	115				

Sample ID: **LCS-226198** Client ID:
SampleType: **LCS** TestCode: **1,4-Dioxane by SIM GC/MS SW8260B-SIM**
Units: **mg/L** Prep Date: **06/28/2016** Run No: **319958**
BatchID: **226198** Analysis Date: **06/28/2016** Seq No: **6906722**

Analyte	Result	RPT Limit	SPK value	SPK Ref Val	%REC	Low Limit	High Limit	RPD Ref Val	%RPD	RPD Limit	Qual
1,4-Dioxane	0.01091	0.0050	10.00		109	68.2	133				
Surr: 4-Bromofluorobenzene	0.05003	0	50.00		100	83.1	115				
Surr: Dibromofluoromethane	0.05034	0	50.00		101	80.6	123				
Surr: Toluene-d8	0.04919	0	50.00		98.4	85	115				

Sample ID: **1606R70-002AMS** Client ID:
SampleType: **MS** TestCode: **1,4-Dioxane by SIM GC/MS SW8260B-SIM**
Units: **mg/L** Prep Date: **06/28/2016** Run No: **319999**
BatchID: **226198** Analysis Date: **06/29/2016** Seq No: **6909417**

Analyte	Result	RPT Limit	SPK value	SPK Ref Val	%REC	Low Limit	High Limit	RPD Ref Val	%RPD	RPD Limit	Qual
1,4-Dioxane	0.2934	0.10	200.0	71.60	111	53	135				
Surr: 4-Bromofluorobenzene	0.9724	0	1000		97.2	83.1	115				
Surr: Dibromofluoromethane	1.034	0	1000		103	80.6	123				
Surr: Toluene-d8	0.9406	0	1000		94.1	85	115				

Sample ID: **1606R70-002AMSD** Client ID:
SampleType: **MSD** TestCode: **1,4-Dioxane by SIM GC/MS SW8260B-SIM**
Units: **mg/L** Prep Date: **06/28/2016** Run No: **319999**
BatchID: **226198** Analysis Date: **06/29/2016** Seq No: **6909418**

Analyte	Result	RPT Limit	SPK value	SPK Ref Val	%REC	Low Limit	High Limit	RPD Ref Val	%RPD	RPD Limit	Qual
1,4-Dioxane	0.3196	0.10	200.0	71.60	124	53	135	293.4	8.55	34.4	

Qualifiers:

>	Greater than Result value	<	Less than Result value	B	Analyte detected in the associated method blank
BRL	Below reporting limit	E	Estimated (value above quantitation range)	H	Holding times for preparation or analysis exceeded
J	Estimated value detected below Reporting Limit	N	Analyte not NELAC certified	R	RPD outside limits due to matrix
Rpt Lim	Reporting Limit	S	Spike Recovery outside limits due to matrix		

Client: EarthCon Consultants, Inc.
Project Name: AMC Dalton
Workorder: 1606O90

ANALYTICAL QC SUMMARY REPORT

BatchID: 226198

Sample ID: 1606R70-002AMSD | Client ID: | Units: mg/L | Prep Date: 06/28/2016 | Run No: 319999
SampleType: MSD | TestCode: 1,4-Dioxane by SIM GC/MS SW8260B-SIM | BatchID: 226198 | Analysis Date: 06/29/2016 | Seq No: 6909418

Analyte	Result	RPT Limit	SPK value	SPK Ref Val	%REC	Low Limit	High Limit	RPD Ref Val	%RPD	RPD Limit	Qual
Surr: 4-Bromofluorobenzene	0.9750	0	1000		97.5	83.1	115	972.4	0	0	
Surr: Dibromofluoromethane	1.048	0	1000		105	80.6	123	1034	0	0	
Surr: Toluene-d8	0.9624	0	1000		96.2	85	115	940.6	0	0	

Qualifiers:

>	Greater than Result value	<	Less than Result value	B	Analyte detected in the associated method blank
BRL	Below reporting limit	E	Estimated (value above quantitation range)	H	Holding times for preparation or analysis exceeded
J	Estimated value detected below Reporting Limit	N	Analyte not NELAC certified	R	RPD outside limits due to matrix
Rpt Lim	Reporting Limit	S	Spike Recovery outside limits due to matrix		

Client: EarthCon Consultants, Inc.
Project Name: AMC Dalton
Workorder: 1606O90

ANALYTICAL QC SUMMARY REPORT

BatchID: 226208

Sample ID: **MB-226208** Client ID: Units: **mg/L** Prep Date: **06/29/2016** Run No: **319988**
SampleType: **MBLK** TestCode: **TCL VOLATILE ORGANICS SW8260B** BatchID: **226208** Analysis Date: **06/29/2016** Seq No: **6907230**

Analyte	Result	RPT Limit	SPK value	SPK Ref Val	%REC	Low Limit	High Limit	RPD Ref Val	%RPD	RPD Limit	Qual
1,1,1-Trichloroethane	BRL	0.005									
1,1-Dichloroethane	BRL	0.005									
1,1-Dichloroethene	BRL	0.005									
1,2-Dichloroethane	BRL	0.005									
cis-1,2-Dichloroethene	BRL	0.005									
Tetrachloroethene	BRL	0.005									
trans-1,2-Dichloroethene	BRL	0.005									
Trichloroethene	BRL	0.005									
Vinyl chloride	BRL	0.002									
Surr: 4-Bromofluorobenzene	0.04559	0	50.00		91.2	70.7	125				
Surr: Dibromofluoromethane	0.05506	0	50.00		110	82.2	120				
Surr: Toluene-d8	0.05124	0	50.00		102	81.8	120				

Sample ID: **LCS-226208** Client ID: Units: **mg/L** Prep Date: **06/29/2016** Run No: **319988**
SampleType: **LCS** TestCode: **TCL VOLATILE ORGANICS SW8260B** BatchID: **226208** Analysis Date: **06/29/2016** Seq No: **6907229**

Analyte	Result	RPT Limit	SPK value	SPK Ref Val	%REC	Low Limit	High Limit	RPD Ref Val	%RPD	RPD Limit	Qual
1,1-Dichloroethene	0.06250	0.005	50.00		125	65.3	137				
Trichloroethene	0.05154	0.005	50.00		103	73.1	128				
Surr: 4-Bromofluorobenzene	0.04852	0	50.00		97.0	70.7	125				
Surr: Dibromofluoromethane	0.05240	0	50.00		105	82.2	120				
Surr: Toluene-d8	0.05047	0	50.00		101	81.8	120				

Sample ID: **1606P99-001AMS** Client ID: Units: **mg/L** Prep Date: **06/29/2016** Run No: **319988**
SampleType: **MS** TestCode: **TCL VOLATILE ORGANICS SW8260B** BatchID: **226208** Analysis Date: **06/29/2016** Seq No: **6907235**

Analyte	Result	RPT Limit	SPK value	SPK Ref Val	%REC	Low Limit	High Limit	RPD Ref Val	%RPD	RPD Limit	Qual
1,1-Dichloroethene	29.90	2.5	25000		120	60	150				

Qualifiers:
> Greater than Result value
< Less than Result value
B Analyte detected in the associated method blank
BRL Below reporting limit
E Estimated (value above quantitation range)
H Holding times for preparation or analysis exceeded
J Estimated value detected below Reporting Limit
N Analyte not NELAC certified
R RPD outside limits due to matrix
Rpt Lim Reporting Limit
S Spike Recovery outside limits due to matrix

Client: EarthCon Consultants, Inc.
Project Name: AMC Dalton
Workorder: 1606O90

ANALYTICAL QC SUMMARY REPORT

BatchID: 226208

Sample ID: 1606P99-001AMS	Client ID:				Units: mg/L		Prep Date: 06/29/2016		Run No: 319988	
SampleType: MS	TestCode: TCL VOLATILE ORGANICS SW8260B				BatchID: 226208		Analysis Date: 06/29/2016		Seq No: 6907235	
Analyte	Result	RPT Limit	SPK value	SPK Ref Val	%REC	Low Limit	High Limit	RPD Ref Val	%RPD	RPD Limit Qual
Trichloroethene	24.22	2.5	25000	430.0	95.1	70	136			
Surr: 4-Bromofluorobenzene	23.20	0	25000		92.8	70.7	125			
Surr: Dibromofluoromethane	26.86	0	25000		107	82.2	120			
Surr: Toluene-d8	24.94	0	25000		99.8	81.8	120			

Sample ID: 1606P99-001AMSD	Client ID:				Units: mg/L		Prep Date: 06/29/2016		Run No: 319988	
SampleType: MSD	TestCode: TCL VOLATILE ORGANICS SW8260B				BatchID: 226208		Analysis Date: 06/29/2016		Seq No: 6907236	
Analyte	Result	RPT Limit	SPK value	SPK Ref Val	%REC	Low Limit	High Limit	RPD Ref Val	%RPD	RPD Limit Qual
1,1-Dichloroethene	31.42	2.5	25000		126	60	150	29900	4.97	17.7
Trichloroethene	23.90	2.5	25000	430.0	93.9	70	136	24220	1.29	20
Surr: 4-Bromofluorobenzene	23.88	0	25000		95.5	70.7	125	23200	0	0
Surr: Dibromofluoromethane	26.42	0	25000		106	82.2	120	26860	0	0
Surr: Toluene-d8	24.72	0	25000		98.9	81.8	120	24940	0	0

Qualifiers:

>	Greater than Result value	<	Less than Result value	B	Analyte detected in the associated method blank
BRL	Below reporting limit	E	Estimated (value above quantitation range)	H	Holding times for preparation or analysis exceeded
J	Estimated value detected below Reporting Limit	N	Analyte not NELAC certified	R	RPD outside limits due to matrix
Rpt Lim	Reporting Limit	S	Spike Recovery outside limits due to matrix		

Client: EarthCon Consultants, Inc.
Project Name: AMC Dalton
Workorder: 1606O90

ANALYTICAL QC SUMMARY REPORT

BatchID: 226265

Sample ID: **MB-226265** Client ID: Units: **mg/L** Prep Date: **06/29/2016** Run No: **320055**
SampleType: **MBLK** TestCode: **TCL VOLATILE ORGANICS SW8260B** BatchID: **226265** Analysis Date: **06/29/2016** Seq No: **6909013**

Analyte	Result	RPT Limit	SPK value	SPK Ref Val	%REC	Low Limit	High Limit	RPD Ref Val	%RPD	RPD Limit	Qual
1,1,1-Trichloroethane	BRL	0.005									
1,1-Dichloroethane	BRL	0.005									
1,1-Dichloroethene	BRL	0.005									
1,2-Dichloroethane	BRL	0.005									
cis-1,2-Dichloroethene	BRL	0.005									
Tetrachloroethene	BRL	0.005									
trans-1,2-Dichloroethene	BRL	0.005									
Trichloroethene	BRL	0.005									
Vinyl chloride	BRL	0.002									
Surr: 4-Bromofluorobenzene	0.04671	0	50.00		93.4	70.7	125				
Surr: Dibromofluoromethane	0.05487	0	50.00		110	82.2	120				
Surr: Toluene-d8	0.05074	0	50.00		101	81.8	120				

Sample ID: **LCS-226265** Client ID: Units: **mg/L** Prep Date: **06/29/2016** Run No: **320055**
SampleType: **LCS** TestCode: **TCL VOLATILE ORGANICS SW8260B** BatchID: **226265** Analysis Date: **06/29/2016** Seq No: **6909036**

Analyte	Result	RPT Limit	SPK value	SPK Ref Val	%REC	Low Limit	High Limit	RPD Ref Val	%RPD	RPD Limit	Qual
1,1-Dichloroethene	0.05001	0.005	50.00		100	65.3	137				
Trichloroethene	0.03990	0.005	50.00		79.8	73.1	128				
Surr: 4-Bromofluorobenzene	0.04619	0	50.00		92.4	70.7	125				
Surr: Dibromofluoromethane	0.05340	0	50.00		107	82.2	120				
Surr: Toluene-d8	0.05073	0	50.00		101	81.8	120				

Sample ID: **1606P98-001AMS** Client ID: Units: **mg/L** Prep Date: **06/29/2016** Run No: **320055**
SampleType: **MS** TestCode: **TCL VOLATILE ORGANICS SW8260B** BatchID: **226265** Analysis Date: **06/30/2016** Seq No: **6909038**

Analyte	Result	RPT Limit	SPK value	SPK Ref Val	%REC	Low Limit	High Limit	RPD Ref Val	%RPD	RPD Limit	Qual
1,1-Dichloroethene	0.07873	0.005	50.00	8.850	140	60	150				

Qualifiers:

>	Greater than Result value	<	Less than Result value	B	Analyte detected in the associated method blank
BRL	Below reporting limit	E	Estimated (value above quantitation range)	H	Holding times for preparation or analysis exceeded
J	Estimated value detected below Reporting Limit	N	Analyte not NELAC certified	R	RPD outside limits due to matrix
Rpt Lim	Reporting Limit	S	Spike Recovery outside limits due to matrix		

Client: EarthCon Consultants, Inc.
Project Name: AMC Dalton
Workorder: 1606O90

ANALYTICAL QC SUMMARY REPORT

BatchID: 226265

Sample ID: 1606P98-001AMS	Client ID:				Units: mg/L		Prep Date: 06/29/2016		Run No: 320055	
SampleType: MS	TestCode: TCL VOLATILE ORGANICS SW8260B				BatchID: 226265		Analysis Date: 06/30/2016		Seq No: 6909038	
Analyte	Result	RPT Limit	SPK value	SPK Ref Val	%REC	Low Limit	High Limit	RPD Ref Val	%RPD	RPD Limit Qual
Trichloroethene	0.1346	0.005	50.00	80.58	108	70	136			
Surr: 4-Bromofluorobenzene	0.04381	0	50.00		87.6	70.7	125			
Surr: Dibromofluoromethane	0.05433	0	50.00		109	82.2	120			
Surr: Toluene-d8	0.04998	0	50.00		100.0	81.8	120			

Sample ID: 1606P98-001AMSD	Client ID:				Units: mg/L		Prep Date: 06/29/2016		Run No: 320055	
SampleType: MSD	TestCode: TCL VOLATILE ORGANICS SW8260B				BatchID: 226265		Analysis Date: 06/30/2016		Seq No: 6909040	
Analyte	Result	RPT Limit	SPK value	SPK Ref Val	%REC	Low Limit	High Limit	RPD Ref Val	%RPD	RPD Limit Qual
1,1-Dichloroethene	0.07817	0.005	50.00	8.850	139	60	150	78.73	0.714	17.7
Trichloroethene	0.1388	0.005	50.00	80.58	116	70	136	134.6	3.07	20
Surr: 4-Bromofluorobenzene	0.04622	0	50.00		92.4	70.7	125	43.81	0	0
Surr: Dibromofluoromethane	0.05539	0	50.00		111	82.2	120	54.33	0	0
Surr: Toluene-d8	0.05102	0	50.00		102	81.8	120	49.98	0	0

Qualifiers:

>	Greater than Result value	<	Less than Result value	B	Analyte detected in the associated method blank
BRL	Below reporting limit	E	Estimated (value above quantitation range)	H	Holding times for preparation or analysis exceeded
J	Estimated value detected below Reporting Limit	N	Analyte not NELAC certified	R	RPD outside limits due to matrix
Rpt Lim	Reporting Limit	S	Spike Recovery outside limits due to matrix		

Client: EarthCon Consultants, Inc.
Project Name: AMC Dalton
Workorder: 1606O90

ANALYTICAL QC SUMMARY REPORT

BatchID: R319832

Sample ID: MB-R319832	Client ID:				Units: mg/L	Prep Date:		Run No: 319832	
SampleType: MBLK	TestCode: Sulfide by SM4500-S2-F				BatchID: R319832	Analysis Date: 06/27/2016		Seq No: 6903366	
Analyte	Result	RPT Limit	SPK value	SPK Ref Val	%REC	Low Limit	High Limit	RPD Ref Val	%RPD	RPD Limit	Qual
Sulfide	BRL	1.00									

Sample ID: LCS-R319832	Client ID:				Units: mg/L	Prep Date:		Run No: 319832	
SampleType: LCS	TestCode: Sulfide by SM4500-S2-F				BatchID: R319832	Analysis Date: 06/27/2016		Seq No: 6903367	
Analyte	Result	RPT Limit	SPK value	SPK Ref Val	%REC	Low Limit	High Limit	RPD Ref Val	%RPD	RPD Limit	Qual
Sulfide	172.0	1.00	172.0		100	90	110				

Sample ID: 1606N61-001EMS	Client ID:				Units: mg/L	Prep Date:		Run No: 319832	
SampleType: MS	TestCode: Sulfide by SM4500-S2-F				BatchID: R319832	Analysis Date: 06/27/2016		Seq No: 6903382	
Analyte	Result	RPT Limit	SPK value	SPK Ref Val	%REC	Low Limit	High Limit	RPD Ref Val	%RPD	RPD Limit	Qual
Sulfide	18.00	1.00	17.20		105	80	120				

Sample ID: 1606N61-001EMSD	Client ID:				Units: mg/L	Prep Date:		Run No: 319832	
SampleType: MSD	TestCode: Sulfide by SM4500-S2-F				BatchID: R319832	Analysis Date: 06/27/2016		Seq No: 6903384	
Analyte	Result	RPT Limit	SPK value	SPK Ref Val	%REC	Low Limit	High Limit	RPD Ref Val	%RPD	RPD Limit	Qual
Sulfide	17.60	1.00	17.20		102	80	120	18.00	2.25	20	

Qualifiers:

>	Greater than Result value	<	Less than Result value	B	Analyte detected in the associated method blank
BRL	Below reporting limit	E	Estimated (value above quantitation range)	H	Holding times for preparation or analysis exceeded
J	Estimated value detected below Reporting Limit	N	Analyte not NELAC certified	R	RPD outside limits due to matrix
Rpt Lim	Reporting Limit	S	Spike Recovery outside limits due to matrix		

Client: EarthCon Consultants, Inc.
Project Name: AMC Dalton
Workorder: 1606O90

ANALYTICAL QC SUMMARY REPORT

BatchID: R319990

Sample ID: MB-R319990	Client ID:			Units: mg/L	Prep Date:	Run No: 319990
SampleType: MBLK	TestCode: Inorganic Anions by IC E300.0			BatchID: R319990	Analysis Date: 06/24/2016	Seq No: 6907252

Analyte	Result	RPT Limit	SPK value	SPK Ref Val	%REC	Low Limit	High Limit	RPD Ref Val	%RPD	RPD Limit	Qual
Chloride	0.1130	1.00									J
Nitrogen, Nitrate (As N)	BRL	0.250									
Sulfate	BRL	1.00									

Sample ID: LCS-R319990	Client ID:			Units: mg/L	Prep Date:	Run No: 319990
SampleType: LCS	TestCode: Inorganic Anions by IC E300.0			BatchID: R319990	Analysis Date: 06/24/2016	Seq No: 6907251

Analyte	Result	RPT Limit	SPK value	SPK Ref Val	%REC	Low Limit	High Limit	RPD Ref Val	%RPD	RPD Limit	Qual
Chloride	10.20	1.00	10.00	0.1130	101	90	110				
Nitrogen, Nitrate (As N)	4.807	0.250	5.000		96.1	90	110				
Sulfate	24.60	1.00	25.00		98.4	90	110				

Sample ID: 1606N85-001AMS	Client ID:			Units: mg/L	Prep Date:	Run No: 319990
SampleType: MS	TestCode: Inorganic Anions by IC E300.0			BatchID: R319990	Analysis Date: 06/24/2016	Seq No: 6907269

Analyte	Result	RPT Limit	SPK value	SPK Ref Val	%REC	Low Limit	High Limit	RPD Ref Val	%RPD	RPD Limit	Qual
Chloride	10.65	1.00	10.00	2.293	83.6	90	110				S
Nitrogen, Nitrate (As N)	4.315	0.250	5.000	0.06911	84.9	90	110				S
Sulfate	23.31	1.00	25.00	0.5162	91.2	90	110				

Sample ID: 1606N85-002AMS	Client ID:			Units: mg/L	Prep Date:	Run No: 319990
SampleType: MS	TestCode: Inorganic Anions by IC E300.0			BatchID: R319990	Analysis Date: 06/24/2016	Seq No: 6907271

Analyte	Result	RPT Limit	SPK value	SPK Ref Val	%REC	Low Limit	High Limit	RPD Ref Val	%RPD	RPD Limit	Qual
Chloride	10.90	1.00	10.00	2.241	86.6	90	110				S
Nitrogen, Nitrate (As N)	4.694	0.250	5.000	0.08562	92.2	90	110				
Sulfate	24.05	1.00	25.00	0.5176	94.1	90	110				

Qualifiers:

>	Greater than Result value	<	Less than Result value	B	Analyte detected in the associated method blank
BRL	Below reporting limit	E	Estimated (value above quantitation range)	H	Holding times for preparation or analysis exceeded
J	Estimated value detected below Reporting Limit	N	Analyte not NELAC certified	R	RPD outside limits due to matrix
Rpt Lim	Reporting Limit	S	Spike Recovery outside limits due to matrix		

Client: EarthCon Consultants, Inc.
Project Name: AMC Dalton
Workorder: 1606O90

ANALYTICAL QC SUMMARY REPORT

BatchID: R319990

Sample ID: **1606N85-001AMSD** Client ID:
SampleType: **MSD** TestCode: **Inorganic Anions by IC E300.0**
Units: **mg/L** Prep Date:
BatchID: **R319990** Analysis Date: **06/24/2016**
Run No: **319990**
Seq No: **6907270**

Analyte	Result	RPT Limit	SPK value	SPK Ref Val	%REC	Low Limit	High Limit	RPD Ref Val	%RPD	RPD Limit	Qual
Chloride	11.68	1.00	10.00	2.293	93.9	90	110	10.65	9.22	20	
Nitrogen, Nitrate (As N)	4.767	0.250	5.000	0.06911	93.9	90	110	4.315	9.94	20	
Sulfate	25.61	1.00	25.00	0.5162	100	90	110	23.31	9.38	20	

Qualifiers:

>	Greater than Result value	<	Less than Result value	B	Analyte detected in the associated method blank
BRL	Below reporting limit	E	Estimated (value above quantitation range)	H	Holding times for preparation or analysis exceeded
J	Estimated value detected below Reporting Limit	N	Analyte not NELAC certified	R	RPD outside limits due to matrix
Rpt Lim	Reporting Limit	S	Spike Recovery outside limits due to matrix		

Client: EarthCon Consultants, Inc.
Project Name: AMC Dalton
Workorder: 1606O90

ANALYTICAL QC SUMMARY REPORT

BatchID: R320058

Sample ID: **MB-R320058**	Client ID:				Units: **mg/L**		Prep Date:		Run No: **320058**	
SampleType: **MBLK**	TestCode: **Alkalinity by SM2320B**				BatchID: **R320058**		Analysis Date: **06/30/2016**		Seq No: **6909060**	
Analyte	Result	RPT Limit	SPK value	SPK Ref Val	%REC	Low Limit	High Limit	RPD Ref Val	%RPD	RPD Limit Qual
Alkalinity, Total (As CaCO3)	BRL	3.00								

Sample ID: **LCS-R320058**	Client ID:				Units: **mg/L**		Prep Date:		Run No: **320058**	
SampleType: **LCS**	TestCode: **Alkalinity by SM2320B**				BatchID: **R320058**		Analysis Date: **06/30/2016**		Seq No: **6909061**	
Analyte	Result	RPT Limit	SPK value	SPK Ref Val	%REC	Low Limit	High Limit	RPD Ref Val	%RPD	RPD Limit Qual
Alkalinity, Total (As CaCO3)	127.0	3.00	125.0		102	75	125			

Sample ID: **1606O90-001CDUP**	Client ID: **OBG-W1**				Units: **mg/L**		Prep Date:		Run No: **320058**	
SampleType: **DUP**	TestCode: **Alkalinity by SM2320B**				BatchID: **R320058**		Analysis Date: **06/30/2016**		Seq No: **6909088**	
Analyte	Result	RPT Limit	SPK value	SPK Ref Val	%REC	Low Limit	High Limit	RPD Ref Val	%RPD	RPD Limit Qual
Alkalinity, Total (As CaCO3)	46.00	3.00						44.00	4.44	30

Qualifiers:							
	>	Greater than Result value	<	Less than Result value	B	Analyte detected in the associated method blank
	BRL	Below reporting limit	E	Estimated (value above quantitation range)	H	Holding times for preparation or analysis exceeded
	J	Estimated value detected below Reporting Limit	N	Analyte not NELAC certified	R	RPD outside limits due to matrix
	Rpt Lim	Reporting Limit	S	Spike Recovery outside limits due to matrix		

Client: EarthCon Consultants, Inc.
Project Name: AMC Dalton
Workorder: 1606O90

ANALYTICAL QC SUMMARY REPORT

BatchID: R320095

Sample ID: MB-R320095	Client ID:				Units: mg/L	Prep Date:		Run No: 320095	
SampleType: MBLK	TestCode: Total Organic Carbon (TOC) by SM5310B				BatchID: R320095	Analysis Date: 06/29/2016		Seq No: 6909680	
Analyte	Result	RPT Limit	SPK value	SPK Ref Val	%REC	Low Limit	High Limit	RPD Ref Val	%RPD	RPD Limit	Qual
Organic Carbon, Total	BRL	1.00									

Sample ID: LCS-R320095	Client ID:				Units: mg/L	Prep Date:		Run No: 320095	
SampleType: LCS	TestCode: Total Organic Carbon (TOC) by SM5310B				BatchID: R320095	Analysis Date: 06/29/2016		Seq No: 6909679	
Analyte	Result	RPT Limit	SPK value	SPK Ref Val	%REC	Low Limit	High Limit	RPD Ref Val	%RPD	RPD Limit	Qual
Organic Carbon, Total	24.66	1.00	25.00		98.6	90	110				

Sample ID: 1606N67-004AMS	Client ID:				Units: mg/L	Prep Date:		Run No: 320095	
SampleType: MS	TestCode: Total Organic Carbon (TOC) by SM5310B				BatchID: R320095	Analysis Date: 06/29/2016		Seq No: 6909705	
Analyte	Result	RPT Limit	SPK value	SPK Ref Val	%REC	Low Limit	High Limit	RPD Ref Val	%RPD	RPD Limit	Qual
Organic Carbon, Total	29.53	1.00	25.00	4.612	99.7	80	120				

Sample ID: 1606N67-004AMSD	Client ID:				Units: mg/L	Prep Date:		Run No: 320095	
SampleType: MSD	TestCode: Total Organic Carbon (TOC) by SM5310B				BatchID: R320095	Analysis Date: 06/29/2016		Seq No: 6909706	
Analyte	Result	RPT Limit	SPK value	SPK Ref Val	%REC	Low Limit	High Limit	RPD Ref Val	%RPD	RPD Limit	Qual
Organic Carbon, Total	31.64	1.00	25.00	4.612	108	80	120	29.53	6.90	20	

Qualifiers:					
>	Greater than Result value	<	Less than Result value	B	Analyte detected in the associated method blank
BRL	Below reporting limit	E	Estimated (value above quantitation range)	H	Holding times for preparation or analysis exceeded
J	Estimated value detected below Reporting Limit	N	Analyte not NELAC certified	R	RPD outside limits due to matrix
Rpt Lim	Reporting Limit	S	Spike Recovery outside limits due to matrix		

ANALYTICAL ENVIRONMENTAL SERVICES, INC.

AES

July 01, 2016

Danielle Edwards
EarthCon Consultants, Inc.
1880 West Oak Parkway
Marietta GA 30062

TEL: (770) 973-2100
FAX: (770) 973-7395

RE: AMC Dalton

Dear Danielle Edwards: Order No: 1606O91

Analytical Environmental Services, Inc. received 9 samples on 6/24/2016 1:07:00 PM for the analyses presented in following report.

No problems were encountered during the analyses. Additionally, all results for the associated Quality Control samples were within EPA and/or AES established limits. Any discrepancies associated with the analyses contained herein will be noted and submitted in the form of a project Case Narrative.
AES's accreditations are as follows:
-NELAC/Florida State Laboratory ID E87582 for analysis of Non-Potable Water, Solid & Chemical Materials, and Drinking Water Microbiology, effective 07/01/16-06/30/17.
-NELAC/Louisiana Agency Interest No. 100818 for or analysis of Non-Potable Water and Solid & Chemical Materials, effective 07/01/16-06/30/17.
-NELAC/Texas Certificate No. T104704509-16-6 for or analysis of Non-Potable Water and Solid & Chemical Materials, effective 03/01/16-02/28/17.
-AIHA-LAP, LLC Laboratory ID: 100671 for Industrial Hygiene samples (Organics, Metals, PCM Asbestos, Gravimetric), Environmental Lead (Paint, Soil, Dust Wipes, Air), and Environmental Microbiology (Fungal) Direct Examination, effective until 09/01/17.

Chris Pafford
Project Manager

Revision 7/1/2016

ANALYTICAL ENVIRONMENTAL SERVICES, INC
3080 Presidential Drive, Atlanta GA 30340-3704
TEL.: (770) 457-8177 / TOLL-FREE (800) 972-4889 / FAX: (770) 457-8188

CHAIN OF CUSTODY

Work Order: 1606091

Date: 6/23/16 Page 1 of 1

COMPANY: Earthcon

ADDRESS: 1880 W. Oak Pky Marietta, GA 30062

PHONE: 770 973-2100

FAX:

SAMPLED BY: C Wolsey Michael Guy/Kelt

SIGNATURE: [signature]

ANALYSIS REQUESTED

Visit our website www.aesatlanta.com to check on the status of your results, place bottle orders, etc.

#	SAMPLE ID	SAMPLED DATE	SAMPLED TIME	Grab	Composite	Matrix (See codes)	VOCs	1,4 Dioxane	GC Analysis	Alkalinity	TOC	Sulfide Cl2 Acid Nitrate	REMARKS	No # of Containers
							PRESERVATION (See codes)							
							H+I	H+I	H+I	I	S+I	O		
1	AMW-20	06/23/16	0935	✓		GW	2	2					CN	4
2	DMW-5	06/23/16	1115	✓		GW	2	2					CN	4
3	DMW-3	06/23/16	1405	✓		GW	2	2					CN	4
4	AMW-12	06/23/16	1640	✓		GW	2	2					CN	4
5	EqBK 06/23/16	06/23/16	1825	✓		GW	2						CN	2
6	OBG-W3	6/23/16	1235	✓		GW	2	2						4
7	AMW-19	6/23/16	1020	✓		GW	2	2						4
8	Trip Blank	6/23/16	—	✓		W	2							2
9	DMW-2	6/23/16	18:05	✓		GW	2	2	2	1	1	1		9
10														
11														
12														
13														
14														

RELINQUISHED BY	DATE/TIME	RECEIVED BY	DATE/TIME
1 [signature]	6/23/16 2005	1 [signature]	6/23/16 2005
2 [signature]	6/24/16 1307	2 Katie [signature]	6/24/16 1307
3		3	

PROJECT INFORMATION

PROJECT NAME: AML Dalton

PROJECT #: 02.2014.0392.16

SITE ADDRESS:

SEND REPORT TO: Danielle Edwards

INVOICE TO: (IF DIFFERENT FROM ABOVE)

QUOTE #: PO#:

RECEIPT

Total # of Containers: 88 37

Turnaround Time Request
- (●) Standard 5 Business Days
- ( ) 2 Business Day Rush
- ( ) Next Business Day Rush
- ( ) Same Day Rush (auth req.)
- ( ) Other

STATE PROGRAM (if any)

E-mail? (Y) / N, Fax? Y / N

DATA PACKAGE I II III IV

SPECIAL INSTRUCTIONS/COMMENTS: Nitrates - 48 hr hold time

SHIPMENT METHOD

OUT / / VIA

IN / / VIA

(CLIENT) FedEx UPS MAIL (COURIER)

GREYHOUND OTHER

SAMPLES RECEIVED AFTER 3PM OR ON SATURDAY ARE CONSIDERED RECEIVED THE NEXT BUSINESS DAY. IF TURNAROUND TIME IS NOT INDICATED, AES WILL PROCEED WITH STANDARD TAT OF SAMPLES. SAMPLES ARE DISPOSED 30 DAYS AFTER REPORT COMPLETION UNLESS OTHER ARRANGEMENTS ARE MADE.

MATRIX CODES A = Air GW = Groundwater SE = Sediment SO = Soil SW = Surface Water W = Water (Blanks) DW = Drinking Water (Blanks) O = Other (specify) WW = Waste Water

PRESERVATIVE CODES H+I = Hydrochloric acid + ice I = Ice only N = Nitric acid S+I = Sulfuric acid + ice S/M+I = Sodium Bisulfate/Methanol + ice O = Other (specify) NA = None

White Copy - Original; Yellow Copy - Client

Analytical Environmental Services, Inc

Date: 1-Jul-16

Client:	EarthCon Consultants, Inc.
Project:	AMC Dalton
Lab ID:	1606O91

Case Narrative

Sample Receiving Non-Conformance:

Analysis for Nitrate was not listed on the Chain of Custody. The indication of Nitrate was only mentioned in the special instructions/comments on the Chain of Custody, indicating the holding time of Nitrate by method E300. Laboratory proceeded with the analysis per project history.

Volatiles Organic Compounds Analysis by Method 8260B:

Due to sample matrix, samples 1606O91-003A, & -004A required dilution during preparation and/or analysis resulting in elevated reporting limits.

Analytical Environmental Services, Inc **Date:** 1-Jul-16

Client:	EarthCon Consultants, Inc.	**Client Sample ID:**	AMW-20
Project Name:	AMC Dalton	**Collection Date:**	6/23/2016 9:35:00 AM
Lab ID:	1606O91-001	**Matrix:**	Groundwater

Analyses	Result	Qual	MDL	Reporting Limit	Units	BatchID	DF	Date Analyzed	Analyst
TCL VOLATILE ORGANICS SW8260B				(SW5030B)					
1,1,1-Trichloroethane	BRL		0 00025	0 005	mg/L	226208	1	06/30/2016 04 32	NH
1,1-Dichloroethane	BRL		0 00025	0 005	mg/L	226208	1	06/30/2016 04 32	NH
1,1-Dichloroethene	BRL		0 00036	0 005	mg/L	226208	1	06/30/2016 04 32	NH
1,2-Dichloroethane	BRL		0 00024	0 005	mg/L	226208	1	06/30/2016 04 32	NH
cis-1,2-Dichloroethene	0 002	J	0 00027	0 005	mg/L	226208	1	06/30/2016 04 32	NH
Tetrachloroethene	0 062		0 00029	0 005	mg/L	226208	1	06/30/2016 04 32	NH
trans-1,2-Dichloroethene	BRL		0 00022	0 005	mg/L	226208	1	06/30/2016 04 32	NH
Trichloroethene	BRL		0 00035	0 005	mg/L	226208	1	06/30/2016 04 32	NH
Vinyl chloride	BRL		0 00042	0 002	mg/L	226208	1	06/30/2016 04 32	NH
Surr: 4-Bromofluorobenzene	91 3		0	70 7-125	%REC	226208	1	06/30/2016 04 32	NH
Surr: Dibromofluoromethane	116		0	82 2-120	%REC	226208	1	06/30/2016 04 32	NH
Surr: Toluene-d8	104		0	81 8-120	%REC	226208	1	06/30/2016 04 32	NH
1,4-Dioxane by SIM GC/MS SW8260B-SIM				(SW5030B)					
1,4-Dioxane	BRL		0 00090	0 0020	mg/L	226198	1	06/29/2016 15 35	NH
Surr: 4-Bromofluorobenzene	104		0	83 1-115	%REC	226198	1	06/29/2016 15 35	NH
Surr: Dibromofluoromethane	103		0	80 6-123	%REC	226198	1	06/29/2016 15 35	NH
Surr: Toluene-d8	100		0	85-115	%REC	226198	1	06/29/2016 15 35	NH

Qualifiers:

- * Value exceeds maximum contaminant level
- BRL Not detected at MDL
- H Holding times for preparation or analysis exceeded
- N Analyte not NELAC certified
- B Analyte detected in the associated method blank
- NC Not confirmed
- E Estimated value above quantitation range
- S Spike Recovery outside limits due to matrix
- J Estimated value detected below Reporting Limit
- > Greater than Result value
- < Less than Result value
- Narr See case narrative

Analytical Environmental Services, Inc **Date:** 1-Jul-16

Client:	EarthCon Consultants, Inc.	**Client Sample ID:**	DMW-5
Project Name:	AMC Dalton	**Collection Date:**	6/23/2016 11:15:00 AM
Lab ID:	1606O91-002	**Matrix:**	Groundwater

Analyses	Result	Qual	MDL	Reporting Limit	Units	BatchID	DF	Date Analyzed	Analyst
TCL VOLATILE ORGANICS SW8260B					(SW5030B)				
1,1,1-Trichloroethane	0 015		0 00025	0 005	mg/L	226208	1	06/30/2016 04 55	NH
1,1-Dichloroethane	0 008		0 00025	0 005	mg/L	226208	1	06/30/2016 04 55	NH
1,1-Dichloroethene	0 054		0 00036	0 005	mg/L	226208	1	06/30/2016 04 55	NH
1,2-Dichloroethane	BRL		0 00024	0 005	mg/L	226208	1	06/30/2016 04 55	NH
cis-1,2-Dichloroethene	0 15		0 00027	0 005	mg/L	226208	1	06/30/2016 04 55	NH
Tetrachloroethene	0 31		0 015	0 25	mg/L	226208	50	06/29/2016 16 24	NH
trans-1,2-Dichloroethene	0 005		0 00022	0 005	mg/L	226208	1	06/30/2016 04 55	NH
Trichloroethene	0 30		0 018	0 25	mg/L	226208	50	06/29/2016 16 24	NH
Vinyl chloride	BRL		0 00042	0 002	mg/L	226208	1	06/30/2016 04 55	NH
Surr: 4-Bromofluorobenzene	88 2		0	70 7-125	%REC	226208	1	06/30/2016 04 55	NH
Surr: 4-Bromofluorobenzene	93 2		0	70 7-125	%REC	226208	50	06/29/2016 16 24	NH
Surr: Dibromofluoromethane	116		0	82 2-120	%REC	226208	1	06/30/2016 04 55	NH
Surr: Dibromofluoromethane	115		0	82 2-120	%REC	226208	50	06/29/2016 16 24	NH
Surr: Toluene-d8	103		0	81 8-120	%REC	226208	1	06/30/2016 04 55	NH
Surr: Toluene-d8	104		0	81 8-120	%REC	226208	50	06/29/2016 16 24	NH
1,4-Dioxane by SIM GC/MS SW8260B-SIM					(SW5030B)				
1,4-Dioxane	0 0048		0 00090	0 0020	mg/L	226198	1	06/29/2016 16 47	NH
Surr: 4-Bromofluorobenzene	99		0	83 1-115	%REC	226198	1	06/29/2016 16 47	NH
Surr: Dibromofluoromethane	103		0	80 6-123	%REC	226198	1	06/29/2016 16 47	NH
Surr: Toluene-d8	99		0	85-115	%REC	226198	1	06/29/2016 16 47	NH

Qualifiers:

- * Value exceeds maximum contaminant level
- BRL Not detected at MDL
- H Holding times for preparation or analysis exceeded
- N Analyte not NELAC certified
- B Analyte detected in the associated method blank
- NC Not confirmed
- E Estimated value above quantitation range
- S Spike Recovery outside limits due to matrix
- J Estimated value detected below Reporting Limit
- > Greater than Result value
- < Less than Result value
- Narr See case narrative

Analytical Environmental Services, Inc **Date:** 1-Jul-16

Client:	EarthCon Consultants, Inc.	**Client Sample ID:**	DMW-3
Project Name:	AMC Dalton	**Collection Date:**	6/23/2016 2:05:00 PM
Lab ID:	1606O91-003	**Matrix:**	Groundwater

Analyses	Result	Qual	MDL	Reporting Limit	Units	BatchID	DF	Date Analyzed	Analyst
TCL VOLATILE ORGANICS SW8260B					(SW5030B)				
1,1,1-Trichloroethane	0.14	J	0.012	0.25	mg/L	226208	50	06/29/2016 17:34	NH
1,1-Dichloroethane	BRL		0.012	0.25	mg/L	226208	50	06/29/2016 17:34	NH
1,1-Dichloroethene	0.28		0.018	0.25	mg/L	226208	50	06/29/2016 17:34	NH
1,2-Dichloroethane	BRL		0.012	0.25	mg/L	226208	50	06/29/2016 17:34	NH
cis-1,2-Dichloroethene	0.67		0.013	0.25	mg/L	226208	50	06/29/2016 17:34	NH
Tetrachloroethene	3.7		0.015	0.25	mg/L	226208	50	06/29/2016 17:34	NH
trans-1,2-Dichloroethene	BRL		0.011	0.25	mg/L	226208	50	06/29/2016 17:34	NH
Trichloroethene	0.33		0.018	0.25	mg/L	226208	50	06/29/2016 17:34	NH
Vinyl chloride	BRL		0.021	0.10	mg/L	226208	50	06/29/2016 17:34	NH
Surr: 4-Bromofluorobenzene	92.4		0	70.7-125	%REC	226208	50	06/29/2016 17:34	NH
Surr: Dibromofluoromethane	114		0	82.2-120	%REC	226208	50	06/29/2016 17:34	NH
Surr: Toluene-d8	102		0	81.8-120	%REC	226208	50	06/29/2016 17:34	NH
1,4-Dioxane by SIM GC/MS SW8260B-SIM					(SW5030B)				
1,4-Dioxane	0.12		0.045	0.10	mg/L	226198	50	06/29/2016 03:19	NH
Surr: 4-Bromofluorobenzene	100		0	83.1-115	%REC	226198	50	06/29/2016 03:19	NH
Surr: Dibromofluoromethane	104		0	80.6-123	%REC	226198	50	06/29/2016 03:19	NH
Surr: Toluene-d8	100		0	85-115	%REC	226198	50	06/29/2016 03:19	NH

Qualifiers:

*	Value exceeds maximum contaminant level	E	Estimated value above quantitation range
BRL	Not detected at MDL	S	Spike Recovery outside limits due to matrix
H	Holding times for preparation or analysis exceeded	J	Estimated value detected below Reporting Limit
N	Analyte not NELAC certified	>	Greater than Result value
B	Analyte detected in the associated method blank	<	Less than Result value
NC	Not confirmed	Narr	See case narrative

Analytical Environmental Services, Inc **Date:** 1-Jul-16

Client:	EarthCon Consultants, Inc.	**Client Sample ID:**	AMW-12
Project Name:	AMC Dalton	**Collection Date:**	6/23/2016 4:40:00 PM
Lab ID:	1606O91-004	**Matrix:**	Groundwater

Analyses	Result	Qual	MDL	Reporting Limit	Units	BatchID	DF	Date Analyzed	Analyst
TCL VOLATILE ORGANICS SW8260B					(SW5030B)				
1,1,1-Trichloroethane	0.065	J	0.012	0.25	mg/L	226208	50	06/29/2016 17:58	NH
1,1-Dichloroethane	BRL		0.012	0.25	mg/L	226208	50	06/29/2016 17:58	NH
1,1-Dichloroethene	0.089	J	0.018	0.25	mg/L	226208	50	06/29/2016 17:58	NH
1,2-Dichloroethane	BRL		0.012	0.25	mg/L	226208	50	06/29/2016 17:58	NH
cis-1,2-Dichloroethene	1.7		0.013	0.25	mg/L	226208	50	06/29/2016 17:58	NH
Tetrachloroethene	28		0.15	2.5	mg/L	226208	500	06/29/2016 14:43	NH
trans-1,2-Dichloroethene	BRL		0.011	0.25	mg/L	226208	50	06/29/2016 17:58	NH
Trichloroethene	1.3		0.018	0.25	mg/L	226208	50	06/29/2016 17:58	NH
Vinyl chloride	BRL		0.021	0.10	mg/L	226208	50	06/29/2016 17:58	NH
Surr: 4-Bromofluorobenzene	91.9		0	70.7-125	%REC	226208	50	06/29/2016 17:58	NH
Surr: 4-Bromofluorobenzene	90.9		0	70.7-125	%REC	226208	500	06/29/2016 14:43	NH
Surr: Dibromofluoromethane	112		0	82.2-120	%REC	226208	50	06/29/2016 17:58	NH
Surr: Dibromofluoromethane	109		0	82.2-120	%REC	226208	500	06/29/2016 14:43	NH
Surr: Toluene-d8	104		0	81.8-120	%REC	226208	50	06/29/2016 17:58	NH
Surr: Toluene-d8	101		0	81.8-120	%REC	226208	500	06/29/2016 14:43	NH
1,4-Dioxane by SIM GC/MS SW8260B-SIM					(SW5030B)				
1,4-Dioxane	BRL		0.045	0.10	mg/L	226197	50	06/28/2016 15:06	NH
Surr: 4-Bromofluorobenzene	98.6		0	83.1-115	%REC	226197	50	06/28/2016 15:06	NH
Surr: Dibromofluoromethane	103		0	80.6-123	%REC	226197	50	06/28/2016 15:06	NH
Surr: Toluene-d8	99.7		0	85-115	%REC	226197	50	06/28/2016 15:06	NH

Qualifiers:

- * Value exceeds maximum contaminant level
- BRL Not detected at MDL
- H Holding times for preparation or analysis exceeded
- N Analyte not NELAC certified
- B Analyte detected in the associated method blank
- NC Not confirmed
- E Estimated value above quantitation range
- S Spike Recovery outside limits due to matrix
- J Estimated value detected below Reporting Limit
- > Greater than Result value
- < Less than Result value
- Narr See case narrative

Analytical Environmental Services, Inc **Date:** 1-Jul-16

Client:	EarthCon Consultants, Inc.	**Client Sample ID:**	EQU BK 06/23/16
Project Name:	AMC Dalton	**Collection Date:**	6/23/2016 6:25:00 PM
Lab ID:	1606O91-005	**Matrix:**	Groundwater

Analyses	Result	Qual	MDL	Reporting Limit	Units	BatchID	DF	Date Analyzed	Analyst
TCL VOLATILE ORGANICS SW8260B				(SW5030B)					
1,1,1-Trichloroethane	BRL		0 00025	0 005	mg/L	226131	1	06/28/2016 16 50	NH
1,1-Dichloroethane	BRL		0 00025	0 005	mg/L	226131	1	06/28/2016 16 50	NH
1,1-Dichloroethene	BRL		0 00036	0 005	mg/L	226131	1	06/28/2016 16 50	NH
1,2-Dichloroethane	BRL		0 00024	0 005	mg/L	226131	1	06/28/2016 16 50	NH
cis-1,2-Dichloroethene	BRL		0 00027	0 005	mg/L	226131	1	06/28/2016 16 50	NH
Tetrachloroethene	BRL		0 00029	0 005	mg/L	226131	1	06/28/2016 16 50	NH
trans-1,2-Dichloroethene	BRL		0 00022	0 005	mg/L	226131	1	06/28/2016 16 50	NH
Trichloroethene	BRL		0 00035	0 005	mg/L	226131	1	06/28/2016 16 50	NH
Vinyl chloride	BRL		0 00042	0 002	mg/L	226131	1	06/28/2016 16 50	NH
Surr: 4-Bromofluorobenzene	94 3		0	70 7-125	%REC	226131	1	06/28/2016 16 50	NH
Surr: Dibromofluoromethane	108		0	82 2-120	%REC	226131	1	06/28/2016 16 50	NH
Surr: Toluene-d8	100		0	81 8-120	%REC	226131	1	06/28/2016 16 50	NH

Qualifiers:

- * Value exceeds maximum contaminant level
- BRL Not detected at MDL
- H Holding times for preparation or analysis exceeded
- N Analyte not NELAC certified
- B Analyte detected in the associated method blank
- NC Not confirmed
- E Estimated value above quantitation range
- S Spike Recovery outside limits due to matrix
- J Estimated value detected below Reporting Limit
- > Greater than Result value
- < Less than Result value
- Narr See case narrative

Analytical Environmental Services, Inc **Date:** 1-Jul-16

Client:	EarthCon Consultants, Inc.	**Client Sample ID:**	OBG-W3
Project Name:	AMC Dalton	**Collection Date:**	6/23/2016 12:35:00 PM
Lab ID:	1606O91-006	**Matrix:**	Groundwater

Analyses	Result	Qual	MDL	Reporting Limit	Units	BatchID	DF	Date Analyzed	Analyst
TCL VOLATILE ORGANICS SW8260B				(SW5030B)					
1,1,1-Trichloroethane	0.016		0.00025	0.005	mg/L	226208	1	06/30/2016 11:04	NH
1,1-Dichloroethane	BRL		0.00025	0.005	mg/L	226208	1	06/30/2016 11:04	NH
1,1-Dichloroethene	0.007		0.00036	0.005	mg/L	226208	1	06/30/2016 11:04	NH
1,2-Dichloroethane	BRL		0.00024	0.005	mg/L	226208	1	06/30/2016 11:04	NH
cis-1,2-Dichloroethene	0.002	J	0.00027	0.005	mg/L	226208	1	06/30/2016 11:04	NH
Tetrachloroethene	0.079		0.00029	0.005	mg/L	226208	1	06/30/2016 11:04	NH
trans-1,2-Dichloroethene	BRL		0.00022	0.005	mg/L	226208	1	06/30/2016 11:04	NH
Trichloroethene	0.002	J	0.00035	0.005	mg/L	226208	1	06/30/2016 11:04	NH
Vinyl chloride	BRL		0.00042	0.002	mg/L	226208	1	06/30/2016 11:04	NH
Surr: 4-Bromofluorobenzene	92.7		0	70.7-125	%REC	226208	1	06/30/2016 11:04	NH
Surr: Dibromofluoromethane	116		0	82.2-120	%REC	226208	1	06/30/2016 11:04	NH
Surr: Toluene-d8	101		0	81.8-120	%REC	226208	1	06/30/2016 11:04	NH
1,4-Dioxane by SIM GC/MS SW8260B-SIM				(SW5030B)					
1,4-Dioxane	0.0012	J	0.00090	0.0020	mg/L	226198	1	06/30/2016 12:24	NH
Surr: 4-Bromofluorobenzene	101		0	83.1-115	%REC	226198	1	06/30/2016 12:24	NH
Surr: Dibromofluoromethane	105		0	80.6-123	%REC	226198	1	06/30/2016 12:24	NH
Surr: Toluene-d8	101		0	85-115	%REC	226198	1	06/30/2016 12:24	NH

Qualifiers:

- * Value exceeds maximum contaminant level
- BRL Not detected at MDL
- H Holding times for preparation or analysis exceeded
- N Analyte not NELAC certified
- B Analyte detected in the associated method blank
- NC Not confirmed
- E Estimated value above quantitation range
- S Spike Recovery outside limits due to matrix
- J Estimated value detected below Reporting Limit
- > Greater than Result value
- < Less than Result value
- Narr See case narrative

Analytical Environmental Services, Inc **Date:** 1-Jul-16

Client:	EarthCon Consultants, Inc.	**Client Sample ID:**	AMW-17
Project Name:	AMC Dalton	**Collection Date:**	6/23/2016 10:20:00 AM
Lab ID:	1606O91-007	**Matrix:**	Groundwater

Analyses	Result	Qual	MDL	Reporting Limit	Units	BatchID	DF	Date Analyzed	Analyst
TCL VOLATILE ORGANICS SW8260B				(SW5030B)					
1,1,1-Trichloroethane	0 015		0 00025	0 005	mg/L	226208	1	06/30/2016 11 28	NH
1,1-Dichloroethane	BRL		0 00025	0 005	mg/L	226208	1	06/30/2016 11 28	NH
1,1-Dichloroethene	0 002	J	0 00036	0 005	mg/L	226208	1	06/30/2016 11 28	NH
1,2-Dichloroethane	BRL		0 00024	0 005	mg/L	226208	1	06/30/2016 11 28	NH
cis-1,2-Dichloroethene	BRL		0 00027	0 005	mg/L	226208	1	06/30/2016 11 28	NH
Tetrachloroethene	BRL		0 00029	0 005	mg/L	226208	1	06/30/2016 11 28	NH
trans-1,2-Dichloroethene	BRL		0 00022	0 005	mg/L	226208	1	06/30/2016 11 28	NH
Trichloroethene	BRL		0 00035	0 005	mg/L	226208	1	06/30/2016 11 28	NH
Vinyl chloride	BRL		0 00042	0 002	mg/L	226208	1	06/30/2016 11 28	NH
Surr: 4-Bromofluorobenzene	90		0	70 7-125	%REC	226208	1	06/30/2016 11 28	NH
Surr: Dibromofluoromethane	114		0	82 2-120	%REC	226208	1	06/30/2016 11 28	NH
Surr: Toluene-d8	101		0	81 8-120	%REC	226208	1	06/30/2016 11 28	NH
1,4-Dioxane by SIM GC/MS SW8260B-SIM				(SW5030B)					
1,4-Dioxane	0 0052		0 00090	0 0020	mg/L	226197	1	06/30/2016 12 51	NH
Surr: 4-Bromofluorobenzene	101		0	83 1-115	%REC	226197	1	06/30/2016 12 51	NH
Surr: Dibromofluoromethane	103		0	80 6-123	%REC	226197	1	06/30/2016 12 51	NH
Surr: Toluene-d8	100		0	85-115	%REC	226197	1	06/30/2016 12 51	NH

Qualifiers:

- * Value exceeds maximum contaminant level
- BRL Not detected at MDL
- H Holding times for preparation or analysis exceeded
- N Analyte not NELAC certified
- B Analyte detected in the associated method blank
- NC Not confirmed
- E Estimated value above quantitation range
- S Spike Recovery outside limits due to matrix
- J Estimated value detected below Reporting Limit
- > Greater than Result value
- < Less than Result value
- Narr See case narrative

Analytical Environmental Services, Inc **Date:** 1-Jul-16

Client:	EarthCon Consultants, Inc.	**Client Sample ID:**	TRIP BLANK
Project Name:	AMC Dalton	**Collection Date:**	6/23/2016
Lab ID:	1606O91-008	**Matrix:**	Aqueous

Analyses	Result	Qual	MDL	Reporting Limit	Units	BatchID	DF	Date Analyzed	Analyst
TCL VOLATILE ORGANICS SW8260B				(SW5030B)					
1,1,1-Trichloroethane	BRL		0 00025	0 005	mg/L	226131	1	06/28/2016 14 50	NH
1,1-Dichloroethane	BRL		0 00025	0 005	mg/L	226131	1	06/28/2016 14 50	NH
1,1-Dichloroethene	BRL		0 00036	0 005	mg/L	226131	1	06/28/2016 14 50	NH
1,2-Dichloroethane	BRL		0 00024	0 005	mg/L	226131	1	06/28/2016 14 50	NH
cis-1,2-Dichloroethene	BRL		0 00027	0 005	mg/L	226131	1	06/28/2016 14 50	NH
Tetrachloroethene	BRL		0 00029	0 005	mg/L	226131	1	06/28/2016 14 50	NH
trans-1,2-Dichloroethene	BRL		0 00022	0 005	mg/L	226131	1	06/28/2016 14 50	NH
Trichloroethene	BRL		0 00035	0 005	mg/L	226131	1	06/28/2016 14 50	NH
Vinyl chloride	BRL		0 00042	0 002	mg/L	226131	1	06/28/2016 14 50	NH
Surr: 4-Bromofluorobenzene	93 5		0	70 7-125	%REC	226131	1	06/28/2016 14 50	NH
Surr: Dibromofluoromethane	111		0	82 2-120	%REC	226131	1	06/28/2016 14 50	NH
Surr: Toluene-d8	101		0	81 8-120	%REC	226131	1	06/28/2016 14 50	NH

Qualifiers:

*	Value exceeds maximum contaminant level	E	Estimated value above quantitation range
BRL	Not detected at MDL	S	Spike Recovery outside limits due to matrix
H	Holding times for preparation or analysis exceeded	J	Estimated value detected below Reporting Limit
N	Analyte not NELAC certified	>	Greater than Result value
B	Analyte detected in the associated method blank	<	Less than Result value
NC	Not confirmed	Narr	See case narrative

Analytical Environmental Services, Inc **Date:** 1-Jul-16

Client:	EarthCon Consultants, Inc.	**Client Sample ID:**	DMW-2
Project Name:	AMC Dalton	**Collection Date:**	6/23/2016 6:05:00 PM
Lab ID:	1606O91-009	**Matrix:**	Groundwater

Analyses	Result	Qual	MDL	Reporting Limit	Units	BatchID	DF	Date Analyzed	Analyst
Total Organic Carbon (TOC) by SM5310B									
Organic Carbon, Total	0.217	J	0.137	1.00	mg/L	R320095	1	06/29/2016 15:46	JW
TCL VOLATILE ORGANICS SW8260B					(SW5030B)				
1,1,1-Trichloroethane	BRL		0.00025	0.005	mg/L	226208	1	06/30/2016 05:19	NH
1,1-Dichloroethane	BRL		0.00025	0.005	mg/L	226208	1	06/30/2016 05:19	NH
1,1-Dichloroethene	BRL		0.00036	0.005	mg/L	226208	1	06/30/2016 05:19	NH
1,2-Dichloroethane	BRL		0.00024	0.005	mg/L	226208	1	06/30/2016 05:19	NH
cis-1,2-Dichloroethene	BRL		0.00027	0.005	mg/L	226208	1	06/30/2016 05:19	NH
Tetrachloroethene	0.003	J	0.00029	0.005	mg/L	226208	1	06/30/2016 05:19	NH
trans-1,2-Dichloroethene	BRL		0.00022	0.005	mg/L	226208	1	06/30/2016 05:19	NH
Trichloroethene	BRL		0.00035	0.005	mg/L	226208	1	06/30/2016 05:19	NH
Vinyl chloride	BRL		0.00042	0.002	mg/L	226208	1	06/30/2016 05:19	NH
Surr: 4-Bromofluorobenzene	94.6		0	70.7-125	%REC	226208	1	06/30/2016 05:19	NH
Surr: Dibromofluoromethane	113		0	82.2-120	%REC	226208	1	06/30/2016 05:19	NH
Surr: Toluene-d8	104		0	81.8-120	%REC	226208	1	06/30/2016 05:19	NH
Sulfide by SM4500-S2-F									
Sulfide	1.60		0.598	1.00	mg/L	R319832	1	06/27/2016 09:00	BD
Inorganic Anions by IC E300.0									
Chloride	3.06		0.111	1.00	mg/L	R319990	1	06/24/2016 16:15	JW
Nitrogen, Nitrate (As N)	0.128	J	0.0239	0.250	mg/L	R319990	1	06/24/2016 16:15	JW
Sulfate	23.7		0.101	1.00	mg/L	R319990	1	06/24/2016 16:15	JW
GC Analysis of Gaseous Samples SOP-RSK 175					(RSK175)				
Ethane	BRL		0.0019	0.0090	mg/L	226113	1	06/28/2016 11:13	MD
Ethylene	BRL		0.0035	0.0070	mg/L	226113	1	06/28/2016 11:13	MD
Methane	0.0034	J	0.0012	0.0040	mg/L	226113	1	06/28/2016 11:13	MD
Alkalinity by SM2320B									
Alkalinity, Total (As CaCO3)	180		1.68	3.00	mg/L	R320058	1	06/30/2016 09:15	BD
1,4-Dioxane by SIM GC/MS SW8260B-SIM					(SW5030B)				
1,4-Dioxane	0.0096		0.00090	0.0020	mg/L	226198	1	06/29/2016 12:45	NH
Surr: 4-Bromofluorobenzene	100		0	83.1-115	%REC	226198	1	06/29/2016 12:45	NH
Surr: Dibromofluoromethane	103		0	80.6-123	%REC	226198	1	06/29/2016 12:45	NH
Surr: Toluene-d8	101		0	85-115	%REC	226198	1	06/29/2016 12:45	NH

Qualifiers:

- * Value exceeds maximum contaminant level
- BRL Not detected at MDL
- H Holding times for preparation or analysis exceeded
- N Analyte not NELAC certified
- B Analyte detected in the associated method blank
- NC Not confirmed
- E Estimated value above quantitation range
- S Spike Recovery outside limits due to matrix
- J Estimated value detected below Reporting Limit
- > Greater than Result value
- < Less than Result value
- Narr See case narrative

Analytical Environmental Services, Inc.

Sample/Cooler Receipt Checklist

Client Earthcon Work Order Number 1606091

Checklist completed by [signature] 6-24-16
Signature Date

Carrier name: FedEx __ UPS __ Courier __ Client ✓ US Mail __ Other _____

Shipping container/cooler in good condition? Yes ✓ No __ Not Present __

Custody seals intact on shipping container/cooler? Yes __ No __ Not Present ✓

Custody seals intact on sample bottles? Yes __ No __ Not Present ✓

Container/Temp Blank temperature in compliance? (0°≤6°C)* Yes ✓ No __

Cooler #1 0.7 Cooler #2 _____ Cooler #3 _____ Cooler #4 _____ Cooler#5 _____ Cooler #6 _____

Chain of custody present? Yes ✓ No __

Chain of custody signed when relinquished and received? Yes ✓ No __

Chain of custody agrees with sample labels? Yes ✓ No __

Samples in proper container bottle? Yes ✓ No __

Sample containers intact? Yes ✓ No __

Sufficient sample volume for indicated test? Yes ✓ No __

All samples received within holding time? Yes ✓ No __

Was TAT marked on the COC? Yes ✓ No __

Proceed with Standard TAT as per project history? Yes __ No __ Not Applicable ✓

Water - VOA vials have zero headspace? No VOA vials submitted __ Yes ✓ No __

Water - pH acceptable upon receipt? Yes ✓ No __ Not Applicable __

Adjusted? _____ Checked by CJ

Sample Condition: Good ✓ Other (Explain) _____

(For diffusive samples or Al-BA lead) Is a known blank included? Yes ✓ No __

See Case Narrative for resolution of the Non-Conformance.

Client: EarthCon Consultants, Inc.
Project Name: AMC Dalton
Lab Order: 1606O91

Dates Report

Lab Sample ID	Client Sample ID	Collection Date	Matrix	Test Name	TCLP Date	Prep Date	Analysis Date
1606O91-001A	AMW-20	6/23/2016 9:35:00AM	Groundwater	Volatile Organic Compounds by GC/MS		6/28/2016 10:34:00 PM	06/29/2016
1606O91-001A	AMW-20	6/23/2016 9:35:00AM	Groundwater	TCL VOLATILE ORGANICS		6/29/2016 10:02:00 AM	06/30/2016
1606O91-002A	DMW-5	6/23/2016 11:15:00AM	Groundwater	Volatile Organic Compounds by GC/MS		6/28/2016 10:34:00 PM	06/29/2016
1606O91-002A	DMW-5	6/23/2016 11:15:00AM	Groundwater	TCL VOLATILE ORGANICS		6/29/2016 10:02:00 AM	06/29/2016
1606O91-002A	DMW-5	6/23/2016 11:15:00AM	Groundwater	TCL VOLATILE ORGANICS		6/29/2016 10:02:00 AM	06/30/2016
1606O91-003A	DMW-3	6/23/2016 2:05:00PM	Groundwater	Volatile Organic Compounds by GC/MS		6/28/2016 10:34:00 PM	06/29/2016
1606O91-003A	DMW-3	6/23/2016 2:05:00PM	Groundwater	TCL VOLATILE ORGANICS		6/29/2016 10:02:00 AM	06/29/2016
1606O91-004A	AMW-12	6/23/2016 4:40:00PM	Groundwater	Volatile Organic Compounds by GC/MS		6/28/2016 10:00:35 AM	06/28/2016
1606O91-004A	AMW-12	6/23/2016 4:40:00PM	Groundwater	TCL VOLATILE ORGANICS		6/29/2016 10:02:00 AM	06/29/2016
1606O91-005A	EQU BK 06/23/16	6/23/2016 6:25:00PM	Groundwater	TCL VOLATILE ORGANICS		6/28/2016 11:13:00 AM	06/28/2016
1606O91-006A	OBG-W3	6/23/2016 12:35:00PM	Groundwater	Volatile Organic Compounds by GC/MS		6/28/2016 10:34:00 PM	06/30/2016
1606O91-006A	OBG-W3	6/23/2016 12:35:00PM	Groundwater	TCL VOLATILE ORGANICS		6/29/2016 10:02:00 AM	06/30/2016
1606O91-007A	AMW-17	6/23/2016 10:20:00AM	Groundwater	Volatile Organic Compounds by GC/MS		6/28/2016 10:00:35 AM	06/30/2016
1606O91-007A	AMW-17	6/23/2016 10:20:00AM	Groundwater	TCL VOLATILE ORGANICS		6/29/2016 10:02:00 AM	06/30/2016
1606O91-008A	TRIP BLANK	6/23/2016 12:00:00AM	Aqueous	TCL VOLATILE ORGANICS		6/28/2016 11:13:00 AM	06/28/2016
1606O91-009A	DMW-2	6/23/2016 6:05:00PM	Groundwater	Volatile Organic Compounds by GC/MS		6/28/2016 10:34:00 PM	06/29/2016
1606O91-009A	DMW-2	6/23/2016 6:05:00PM	Groundwater	TCL VOLATILE ORGANICS		6/29/2016 10:02:00 AM	06/30/2016
1606O91-009B	DMW-2	6/23/2016 6:05:00PM	Groundwater	GC Analysis of Gaseous Samples		6/28/2016 9:34:50 AM	06/28/2016
1606O91-009C	DMW-2	6/23/2016 6:05:00PM	Groundwater	Inorganic Anions by IC			06/24/2016
1606O91-009C	DMW-2	6/23/2016 6:05:00PM	Groundwater	Alkalinity by SM2320B			06/30/2016
1606O91-009D	DMW-2	6/23/2016 6:05:00PM	Groundwater	Total Organic Carbon by SM5310B			06/29/2016
1606O91-009E	DMW-2	6/23/2016 6:05:00PM	Groundwater	Sulfide by SM4500-S2-F			06/27/2016

Client: EarthCon Consultants, Inc.
Project Name: AMC Dalton
Workorder: 1606O91

ANALYTICAL QC SUMMARY REPORT

BatchID: 226113

Sample ID: **MB-226113** Client ID: Units: **mg/L** Prep Date: **06/28/2016** Run No: **319868**
SampleType: **MBLK** TestCode: **GC Analysis of Gaseous Samples SOP-RSK 175** BatchID: **226113** Analysis Date: **06/28/2016** Seq No: **6904061**

Analyte	Result	RPT Limit	SPK value	SPK Ref Val	%REC	Low Limit	High Limit	RPD Ref Val	%RPD	RPD Limit	Qual
Ethane	BRL	0.0090									
Ethylene	BRL	0.0070									
Methane	BRL	0.0040									

Sample ID: **LCS-226113** Client ID: Units: **mg/L** Prep Date: **06/28/2016** Run No: **319868**
SampleType: **LCS** TestCode: **GC Analysis of Gaseous Samples SOP-RSK 175** BatchID: **226113** Analysis Date: **06/28/2016** Seq No: **6904062**

Analyte	Result	RPT Limit	SPK value	SPK Ref Val	%REC	Low Limit	High Limit	RPD Ref Val	%RPD	RPD Limit	Qual
Ethane	0.1317	0.0090	200.0		65.8	40.9	115				
Ethylene	0.08947	0.0070	200.0		44.7	26.8	115				
Methane	0.1408	0.0040	200.0		70.4	45.9	115				

Sample ID: **LCSD-226113** Client ID: Units: **mg/L** Prep Date: **06/28/2016** Run No: **319868**
SampleType: **LCSD** TestCode: **GC Analysis of Gaseous Samples SOP-RSK 175** BatchID: **226113** Analysis Date: **06/28/2016** Seq No: **6904063**

Analyte	Result	RPT Limit	SPK value	SPK Ref Val	%REC	Low Limit	High Limit	RPD Ref Val	%RPD	RPD Limit	Qual
Ethane	0.1293	0.0090	200.0		64.7	40.9	115	131.7	1.79	20	
Ethylene	0.08901	0.0070	200.0		44.5	26.8	115	89.47	0.518	20	
Methane	0.1407	0.0040	200.0		70.3	45.9	115	140.8	0.104	20	

Sample ID: **1606P94-001BMS** Client ID: Units: **mg/L** Prep Date: **06/28/2016** Run No: **319868**
SampleType: **MS** TestCode: **GC Analysis of Gaseous Samples SOP-RSK 175** BatchID: **226113** Analysis Date: **06/28/2016** Seq No: **6904078**

Analyte	Result	RPT Limit	SPK value	SPK Ref Val	%REC	Low Limit	High Limit	RPD Ref Val	%RPD	RPD Limit	Qual
Ethane	0.1128	0.0090	200.0		56.4	40.5	115				
Ethylene	0.07510	0.0070	200.0		37.6	23	115				

Qualifiers:
> Greater than Result value
< Less than Result value
B Analyte detected in the associated method blank
BRL Below reporting limit
E Estimated (value above quantitation range)
H Holding times for preparation or analysis exceeded
J Estimated value detected below Reporting Limit
N Analyte not NELAC certified
R RPD outside limits due to matrix
Rpt Lim Reporting Limit
S Spike Recovery outside limits due to matrix

Client: EarthCon Consultants, Inc.
Project Name: AMC Dalton
Workorder: 1606O91

ANALYTICAL QC SUMMARY REPORT

BatchID: 226113

Sample ID: **1606P94-001BMS** Client ID:
SampleType: **MS** TestCode: **GC Analysis of Gaseous Samples SOP-RSK 175**
Units: **mg/L** Prep Date: **06/28/2016** Run No: **319868**
BatchID: **226113** Analysis Date: **06/28/2016** Seq No: **6904080**

Analyte	Result	RPT Limit	SPK value	SPK Ref Val	%REC	Low Limit	High Limit	RPD Ref Val	%RPD	RPD Limit	Qual
Methane	5.458	0.16	200.0	5306	75.6	40	115				

Sample ID: **1606P94-001BMSD** Client ID:
SampleType: **MSD** TestCode: **GC Analysis of Gaseous Samples SOP-RSK 175**
Units: **mg/L** Prep Date: **06/28/2016** Run No: **319868**
BatchID: **226113** Analysis Date: **06/28/2016** Seq No: **6904079**

Analyte	Result	RPT Limit	SPK value	SPK Ref Val	%REC	Low Limit	High Limit	RPD Ref Val	%RPD	RPD Limit	Qual
Ethane	0.1123	0.0090	200.0		56.2	40.5	115	112.8	0.410	20	
Ethylene	0.07597	0.0070	200.0		38.0	23	115	75.10	1.15	20	

Sample ID: **1606P94-001BMSD** Client ID:
SampleType: **MSD** TestCode: **GC Analysis of Gaseous Samples SOP-RSK 175**
Units: **mg/L** Prep Date: **06/28/2016** Run No: **319868**
BatchID: **226113** Analysis Date: **06/28/2016** Seq No: **6904081**

Analyte	Result	RPT Limit	SPK value	SPK Ref Val	%REC	Low Limit	High Limit	RPD Ref Val	%RPD	RPD Limit	Qual
Methane	5.329	0.16	200.0	5306	11.3	40	115	5458	2.39	20	S

Qualifiers:

>	Greater than Result value	<	Less than Result value	B	Analyte detected in the associated method blank
BRL	Below reporting limit	E	Estimated (value above quantitation range)	H	Holding times for preparation or analysis exceeded
J	Estimated value detected below Reporting Limit	N	Analyte not NELAC certified	R	RPD outside limits due to matrix
Rpt Lim	Reporting Limit	S	Spike Recovery outside limits due to matrix		

Client: EarthCon Consultants, Inc.
Project Name: AMC Dalton
Workorder: 1606O91

ANALYTICAL QC SUMMARY REPORT

BatchID: 226131

Sample ID: **MB-226131** Client ID: Units: **mg/L** Prep Date: **06/28/2016** Run No: **319866**
SampleType: **MBLK** TestCode: **TCL VOLATILE ORGANICS SW8260B** BatchID: **226131** Analysis Date: **06/28/2016** Seq No: **6906028**

Analyte	Result	RPT Limit	SPK value	SPK Ref Val	%REC	Low Limit	High Limit	RPD Ref Val	%RPD	RPD Limit	Qual
1,1,1-Trichloroethane	BRL	0.005									
1,1-Dichloroethane	BRL	0.005									
1,1-Dichloroethene	BRL	0.005									
1,2-Dichloroethane	BRL	0.005									
cis-1,2-Dichloroethene	BRL	0.005									
Tetrachloroethene	BRL	0.005									
trans-1,2-Dichloroethene	BRL	0.005									
Trichloroethene	BRL	0.005									
Vinyl chloride	BRL	0.002									
Surr: 4-Bromofluorobenzene	0.04821	0	50.00		96.4	70.7	125				
Surr: Dibromofluoromethane	0.05377	0	50.00		108	82.2	120				
Surr: Toluene-d8	0.05061	0	50.00		101	81.8	120				

Sample ID: **LCS-226131** Client ID: Units: **mg/L** Prep Date: **06/28/2016** Run No: **319866**
SampleType: **LCS** TestCode: **TCL VOLATILE ORGANICS SW8260B** BatchID: **226131** Analysis Date: **06/28/2016** Seq No: **6906029**

Analyte	Result	RPT Limit	SPK value	SPK Ref Val	%REC	Low Limit	High Limit	RPD Ref Val	%RPD	RPD Limit	Qual
1,1-Dichloroethene	0.05722	0.005	50.00		114	65.3	137				
Trichloroethene	0.04562	0.005	50.00		91.2	73.1	128				
Surr: 4-Bromofluorobenzene	0.04731	0	50.00		94.6	70.7	125				
Surr: Dibromofluoromethane	0.05128	0	50.00		103	82.2	120				
Surr: Toluene-d8	0.04959	0	50.00		99.2	81.8	120				

Sample ID: **1606N61-001AMS** Client ID: Units: **mg/L** Prep Date: **06/28/2016** Run No: **319866**
SampleType: **MS** TestCode: **TCL VOLATILE ORGANICS SW8260B** BatchID: **226131** Analysis Date: **06/28/2016** Seq No: **6906037**

Analyte	Result	RPT Limit	SPK value	SPK Ref Val	%REC	Low Limit	High Limit	RPD Ref Val	%RPD	RPD Limit	Qual
1,1-Dichloroethene	0.06941	0.005	50.00		139	60	150				

Qualifiers:

>	Greater than Result value	<	Less than Result value	B	Analyte detected in the associated method blank
BRL	Below reporting limit	E	Estimated (value above quantitation range)	H	Holding times for preparation or analysis exceeded
J	Estimated value detected below Reporting Limit	N	Analyte not NELAC certified	R	RPD outside limits due to matrix
Rpt Lim	Reporting Limit	S	Spike Recovery outside limits due to matrix		

Client: EarthCon Consultants, Inc.
Project Name: AMC Dalton
Workorder: 1606O91

ANALYTICAL QC SUMMARY REPORT

BatchID: 226131

Sample ID: 1606N61-001AMS	Client ID:	Units: mg/L	Prep Date: 06/28/2016	Run No: 319866
SampleType: MS	TestCode: TCL VOLATILE ORGANICS SW8260B	BatchID: 226131	Analysis Date: 06/28/2016	Seq No: 6906037

Analyte	Result	RPT Limit	SPK value	SPK Ref Val	%REC	Low Limit	High Limit	RPD Ref Val	%RPD	RPD Limit	Qual
Trichloroethene	0.05388	0.005	50.00		108	70	136				
Surr: 4-Bromofluorobenzene	0.04763	0	50.00		95.3	70.7	125				
Surr: Dibromofluoromethane	0.05230	0	50.00		105	82.2	120				
Surr: Toluene-d8	0.04992	0	50.00		99.8	81.8	120				

Sample ID: 1606N61-001AMSD	Client ID:	Units: mg/L	Prep Date: 06/28/2016	Run No: 319866
SampleType: MSD	TestCode: TCL VOLATILE ORGANICS SW8260B	BatchID: 226131	Analysis Date: 06/28/2016	Seq No: 6906038

Analyte	Result	RPT Limit	SPK value	SPK Ref Val	%REC	Low Limit	High Limit	RPD Ref Val	%RPD	RPD Limit	Qual
1,1-Dichloroethene	0.06434	0.005	50.00		129	60	150	69.41	7.58	17.7	
Trichloroethene	0.05165	0.005	50.00		103	70	136	53.88	4.23	20	
Surr: 4-Bromofluorobenzene	0.04617	0	50.00		92.3	70.7	125	47.63	0	0	
Surr: Dibromofluoromethane	0.05320	0	50.00		106	82.2	120	52.30	0	0	
Surr: Toluene-d8	0.04962	0	50.00		99.2	81.8	120	49.92	0	0	

Qualifiers:

>	Greater than Result value	<	Less than Result value	B	Analyte detected in the associated method blank
BRL	Below reporting limit	E	Estimated (value above quantitation range)	H	Holding times for preparation or analysis exceeded
J	Estimated value detected below Reporting Limit	N	Analyte not NELAC certified	R	RPD outside limits due to matrix
Rpt Lim	Reporting Limit	S	Spike Recovery outside limits due to matrix		

Client: EarthCon Consultants, Inc.
Project Name: AMC Dalton
Workorder: 1606O91

ANALYTICAL QC SUMMARY REPORT

BatchID: 226197

Sample ID: MB-226197 Client ID: Units: mg/L Prep Date: 06/28/2016 Run No: 319957
SampleType: MBLK TestCode: 1,4-Dioxane by SIM GC/MS SW8260B-SIM BatchID: 226197 Analysis Date: 06/28/2016 Seq No: 6906562

Analyte	Result	RPT Limit	SPK value	SPK Ref Val	%REC	Low Limit	High Limit	RPD Ref Val	%RPD	RPD Limit	Qual
1,4-Dioxane	BRL	0.0050									
Surr: 4-Bromofluorobenzene	0.05069	0	50.00		101	83.1	115				
Surr: Dibromofluoromethane	0.05197	0	50.00		104	80.6	123				
Surr: Toluene-d8	0.05000	0	50.00		100	85	115				

Sample ID: LCS-226197 Client ID: Units: mg/L Prep Date: 06/28/2016 Run No: 319957
SampleType: LCS TestCode: 1,4-Dioxane by SIM GC/MS SW8260B-SIM BatchID: 226197 Analysis Date: 06/28/2016 Seq No: 6906561

Analyte	Result	RPT Limit	SPK value	SPK Ref Val	%REC	Low Limit	High Limit	RPD Ref Val	%RPD	RPD Limit	Qual
1,4-Dioxane	0.008830	0.0050	10.00		88.3	68.2	133				
Surr: 4-Bromofluorobenzene	0.05082	0	50.00		102	83.1	115				
Surr: Dibromofluoromethane	0.05072	0	50.00		101	80.6	123				
Surr: Toluene-d8	0.04977	0	50.00		99.5	85	115				

Sample ID: 1606O91-007AMS Client ID: AMW-17 Units: mg/L Prep Date: 06/28/2016 Run No: 319957
SampleType: MS TestCode: 1,4-Dioxane by SIM GC/MS SW8260B-SIM BatchID: 226197 Analysis Date: 06/28/2016 Seq No: 6906586

Analyte	Result	RPT Limit	SPK value	SPK Ref Val	%REC	Low Limit	High Limit	RPD Ref Val	%RPD	RPD Limit	Qual
1,4-Dioxane	0.4245	0.25	500.0		84.9	53	135				
Surr: 4-Bromofluorobenzene	2.495	0	2500		99.8	83.1	115				
Surr: Dibromofluoromethane	2.562	0	2500		102	80.6	123				
Surr: Toluene-d8	2.486	0	2500		99.4	85	115				

Sample ID: 1606O91-007AMSD Client ID: AMW-17 Units: mg/L Prep Date: 06/28/2016 Run No: 319957
SampleType: MSD TestCode: 1,4-Dioxane by SIM GC/MS SW8260B-SIM BatchID: 226197 Analysis Date: 06/28/2016 Seq No: 6906589

Analyte	Result	RPT Limit	SPK value	SPK Ref Val	%REC	Low Limit	High Limit	RPD Ref Val	%RPD	RPD Limit	Qual
1,4-Dioxane	0.4605	0.25	500.0		92.1	53	135	424.5	8.14	34.4	

Qualifiers:

>	Greater than Result value	<	Less than Result value	B	Analyte detected in the associated method blank
BRL	Below reporting limit	E	Estimated (value above quantitation range)	H	Holding times for preparation or analysis exceeded
J	Estimated value detected below Reporting Limit	N	Analyte not NELAC certified	R	RPD outside limits due to matrix
Rpt Lim	Reporting Limit	S	Spike Recovery outside limits due to matrix		

Client: EarthCon Consultants, Inc.
Project Name: AMC Dalton
Workorder: 1606O91

ANALYTICAL QC SUMMARY REPORT

BatchID: 226197

Sample ID: **1606O91-007AMSD** Client ID: **AMW-17** Units: **mg/L** Prep Date: **06/28/2016** Run No: **319957**
SampleType: **MSD** TestCode: **1,4-Dioxane by SIM GC/MS SW8260B-SIM** BatchID: **226197** Analysis Date: **06/28/2016** Seq No: **6906589**

Analyte	Result	RPT Limit	SPK value	SPK Ref Val	%REC	Low Limit	High Limit	RPD Ref Val	%RPD	RPD Limit	Qual
Surr: 4-Bromofluorobenzene	2.456	0	2500		98.2	83.1	115	2495	0	0	
Surr: Dibromofluoromethane	2.585	0	2500		103	80.6	123	2562	0	0	
Surr: Toluene-d8	2.506	0	2500		100	85	115	2486	0	0	

Qualifiers:

>	Greater than Result value	<	Less than Result value	B	Analyte detected in the associated method blank
BRL	Below reporting limit	E	Estimated (value above quantitation range)	H	Holding times for preparation or analysis exceeded
J	Estimated value detected below Reporting Limit	N	Analyte not NELAC certified	R	RPD outside limits due to matrix
Rpt Lim	Reporting Limit	S	Spike Recovery outside limits due to matrix		

Client: EarthCon Consultants, Inc.
Project Name: AMC Dalton
Workorder: 1606O91

ANALYTICAL QC SUMMARY REPORT

BatchID: 226198

Sample ID: MB-226198	Client ID:		Units: mg/L	Prep Date: 06/28/2016	Run No: 319958
SampleType: MBLK	TestCode: 1,4-Dioxane by SIM GC/MS SW8260B-SIM		BatchID: 226198	Analysis Date: 06/28/2016	Seq No: 6906724

Analyte	Result	RPT Limit	SPK value	SPK Ref Val	%REC	Low Limit	High Limit	RPD Ref Val	%RPD	RPD Limit	Qual
1,4-Dioxane	BRL	0.0050									
Surr: 4-Bromofluorobenzene	0.05061	0	50.00		101	83.1	115				
Surr: Dibromofluoromethane	0.05039	0	50.00		101	80.6	123				
Surr: Toluene-d8	0.04935	0	50.00		98.7	85	115				

Sample ID: LCS-226198	Client ID:		Units: mg/L	Prep Date: 06/28/2016	Run No: 319958
SampleType: LCS	TestCode: 1,4-Dioxane by SIM GC/MS SW8260B-SIM		BatchID: 226198	Analysis Date: 06/28/2016	Seq No: 6906722

Analyte	Result	RPT Limit	SPK value	SPK Ref Val	%REC	Low Limit	High Limit	RPD Ref Val	%RPD	RPD Limit	Qual
1,4-Dioxane	0.01091	0.0050	10.00		109	68.2	133				
Surr: 4-Bromofluorobenzene	0.05003	0	50.00		100	83.1	115				
Surr: Dibromofluoromethane	0.05034	0	50.00		101	80.6	123				
Surr: Toluene-d8	0.04919	0	50.00		98.4	85	115				

Sample ID: 1606R70-002AMS	Client ID:		Units: mg/L	Prep Date: 06/28/2016	Run No: 319999
SampleType: MS	TestCode: 1,4-Dioxane by SIM GC/MS SW8260B-SIM		BatchID: 226198	Analysis Date: 06/29/2016	Seq No: 6909417

Analyte	Result	RPT Limit	SPK value	SPK Ref Val	%REC	Low Limit	High Limit	RPD Ref Val	%RPD	RPD Limit	Qual
1,4-Dioxane	0.2934	0.10	200.0	71.60	111	53	135				
Surr: 4-Bromofluorobenzene	0.9724	0	1000		97.2	83.1	115				
Surr: Dibromofluoromethane	1.034	0	1000		103	80.6	123				
Surr: Toluene-d8	0.9406	0	1000		94.1	85	115				

Sample ID: 1606R70-002AMSD	Client ID:		Units: mg/L	Prep Date: 06/28/2016	Run No: 319999
SampleType: MSD	TestCode: 1,4-Dioxane by SIM GC/MS SW8260B-SIM		BatchID: 226198	Analysis Date: 06/29/2016	Seq No: 6909418

Analyte	Result	RPT Limit	SPK value	SPK Ref Val	%REC	Low Limit	High Limit	RPD Ref Val	%RPD	RPD Limit	Qual
1,4-Dioxane	0.3196	0.10	200.0	71.60	124	53	135	293.4	8.55	34.4	

Qualifiers:

>	Greater than Result value	<	Less than Result value	B	Analyte detected in the associated method blank
BRL	Below reporting limit	E	Estimated (value above quantitation range)	H	Holding times for preparation or analysis exceeded
J	Estimated value detected below Reporting Limit	N	Analyte not NELAC certified	R	RPD outside limits due to matrix
Rpt Lim	Reporting Limit	S	Spike Recovery outside limits due to matrix		

Client: EarthCon Consultants, Inc.
Project Name: AMC Dalton
Workorder: 1606O91

ANALYTICAL QC SUMMARY REPORT

BatchID: 226198

Sample ID: **1606R70-002AMSD** Client ID:
SampleType: **MSD** TestCode: **1,4-Dioxane by SIM GC/MS SW8260B-SIM**
Units: **mg/L** Prep Date: **06/28/2016** Run No: **319999**
BatchID: **226198** Analysis Date: **06/29/2016** Seq No: **6909418**

Analyte	Result	RPT Limit	SPK value	SPK Ref Val	%REC	Low Limit	High Limit	RPD Ref Val	%RPD	RPD Limit	Qual
Surr: 4-Bromofluorobenzene	0.9750	0	1000		97.5	83.1	115	972.4	0	0	
Surr: Dibromofluoromethane	1.048	0	1000		105	80.6	123	1034	0	0	
Surr: Toluene-d8	0.9624	0	1000		96.2	85	115	940.6	0	0	

Qualifiers:

>	Greater than Result value	<	Less than Result value	B	Analyte detected in the associated method blank
BRL	Below reporting limit	E	Estimated (value above quantitation range)	H	Holding times for preparation or analysis exceeded
J	Estimated value detected below Reporting Limit	N	Analyte not NELAC certified	R	RPD outside limits due to matrix
Rpt Lim	Reporting Limit	S	Spike Recovery outside limits due to matrix		

Client: EarthCon Consultants, Inc.
Project Name: AMC Dalton
Workorder: 1606O91

ANALYTICAL QC SUMMARY REPORT

BatchID: 226208

Sample ID: **MB-226208** Client ID: Units: **mg/L** Prep Date: **06/29/2016** Run No: **319988**
SampleType: **MBLK** TestCode: **TCL VOLATILE ORGANICS SW8260B** BatchID: **226208** Analysis Date: **06/29/2016** Seq No: **6907230**

Analyte	Result	RPT Limit	SPK value	SPK Ref Val	%REC	Low Limit	High Limit	RPD Ref Val	%RPD	RPD Limit	Qual
1,1,1-Trichloroethane	BRL	0.005									
1,1-Dichloroethane	BRL	0.005									
1,1-Dichloroethene	BRL	0.005									
1,2-Dichloroethane	BRL	0.005									
cis-1,2-Dichloroethene	BRL	0.005									
Tetrachloroethene	BRL	0.005									
trans-1,2-Dichloroethene	BRL	0.005									
Trichloroethene	BRL	0.005									
Vinyl chloride	BRL	0.002									
Surr: 4-Bromofluorobenzene	0.04559	0	50.00		91.2	70.7	125				
Surr: Dibromofluoromethane	0.05506	0	50.00		110	82.2	120				
Surr: Toluene-d8	0.05124	0	50.00		102	81.8	120				

Sample ID: **LCS-226208** Client ID: Units: **mg/L** Prep Date: **06/29/2016** Run No: **319988**
SampleType: **LCS** TestCode: **TCL VOLATILE ORGANICS SW8260B** BatchID: **226208** Analysis Date: **06/29/2016** Seq No: **6907229**

Analyte	Result	RPT Limit	SPK value	SPK Ref Val	%REC	Low Limit	High Limit	RPD Ref Val	%RPD	RPD Limit	Qual
1,1-Dichloroethene	0.06250	0.005	50.00		125	65.3	137				
Trichloroethene	0.05154	0.005	50.00		103	73.1	128				
Surr: 4-Bromofluorobenzene	0.04852	0	50.00		97.0	70.7	125				
Surr: Dibromofluoromethane	0.05240	0	50.00		105	82.2	120				
Surr: Toluene-d8	0.05047	0	50.00		101	81.8	120				

Sample ID: **1606P99-001AMS** Client ID: Units: **mg/L** Prep Date: **06/29/2016** Run No: **319988**
SampleType: **MS** TestCode: **TCL VOLATILE ORGANICS SW8260B** BatchID: **226208** Analysis Date: **06/29/2016** Seq No: **6907235**

Analyte	Result	RPT Limit	SPK value	SPK Ref Val	%REC	Low Limit	High Limit	RPD Ref Val	%RPD	RPD Limit	Qual
1,1-Dichloroethene	29.90	2.5	25000		120	60	150				

Qualifiers:

>	Greater than Result value	<	Less than Result value	B	Analyte detected in the associated method blank
BRL	Below reporting limit	E	Estimated (value above quantitation range)	H	Holding times for preparation or analysis exceeded
J	Estimated value detected below Reporting Limit	N	Analyte not NELAC certified	R	RPD outside limits due to matrix
Rpt Lim	Reporting Limit	S	Spike Recovery outside limits due to matrix		

Client: EarthCon Consultants, Inc.
Project Name: AMC Dalton
Workorder: 1606O91

ANALYTICAL QC SUMMARY REPORT

BatchID: 226208

Sample ID: **1606P99-001AMS** Client ID:
SampleType: **MS** TestCode: **TCL VOLATILE ORGANICS SW8260B**
Units: **mg/L** Prep Date: **06/29/2016** Run No: **319988**
BatchID: **226208** Analysis Date: **06/29/2016** Seq No: **6907235**

Analyte	Result	RPT Limit	SPK value	SPK Ref Val	%REC	Low Limit	High Limit	RPD Ref Val	%RPD	RPD Limit	Qual
Trichloroethene	24.22	2.5	25000	430.0	95.1	70	136				
Surr: 4-Bromofluorobenzene	23.20	0	25000		92.8	70.7	125				
Surr: Dibromofluoromethane	26.86	0	25000		107	82.2	120				
Surr: Toluene-d8	24.94	0	25000		99.8	81.8	120				

Sample ID: **1606P99-001AMSD** Client ID:
SampleType: **MSD** TestCode: **TCL VOLATILE ORGANICS SW8260B**
Units: **mg/L** Prep Date: **06/29/2016** Run No: **319988**
BatchID: **226208** Analysis Date: **06/29/2016** Seq No: **6907236**

Analyte	Result	RPT Limit	SPK value	SPK Ref Val	%REC	Low Limit	High Limit	RPD Ref Val	%RPD	RPD Limit	Qual
1,1-Dichloroethene	31.42	2.5	25000		126	60	150	29900	4.97	17.7	
Trichloroethene	23.90	2.5	25000	430.0	93.9	70	136	24220	1.29	20	
Surr: 4-Bromofluorobenzene	23.88	0	25000		95.5	70.7	125	23200	0	0	
Surr: Dibromofluoromethane	26.42	0	25000		106	82.2	120	26860	0	0	
Surr: Toluene-d8	24.72	0	25000		98.9	81.8	120	24940	0	0	

Qualifiers:

>	Greater than Result value	<	Less than Result value	B	Analyte detected in the associated method blank
BRL	Below reporting limit	E	Estimated (value above quantitation range)	H	Holding times for preparation or analysis exceeded
J	Estimated value detected below Reporting Limit	N	Analyte not NELAC certified	R	RPD outside limits due to matrix
Rpt Lim	Reporting Limit	S	Spike Recovery outside limits due to matrix		

Client: EarthCon Consultants, Inc.
Project Name: AMC Dalton
Workorder: 1606O91

ANALYTICAL QC SUMMARY REPORT

BatchID: R319832

Sample ID: MB-R319832	Client ID:				Units: mg/L	Prep Date:		Run No: 319832	
SampleType: MBLK	TestCode: Sulfide by SM4500-S2-F				BatchID: R319832	Analysis Date: 06/27/2016		Seq No: 6903366	
Analyte	Result	RPT Limit	SPK value	SPK Ref Val	%REC	Low Limit	High Limit	RPD Ref Val	%RPD	RPD Limit	Qual
Sulfide	BRL	1.00									

Sample ID: LCS-R319832	Client ID:				Units: mg/L	Prep Date:		Run No: 319832	
SampleType: LCS	TestCode: Sulfide by SM4500-S2-F				BatchID: R319832	Analysis Date: 06/27/2016		Seq No: 6903367	
Analyte	Result	RPT Limit	SPK value	SPK Ref Val	%REC	Low Limit	High Limit	RPD Ref Val	%RPD	RPD Limit	Qual
Sulfide	172.0	1.00	172.0		100	90	110				

Sample ID: 1606N61-001EMS	Client ID:				Units: mg/L	Prep Date:		Run No: 319832	
SampleType: MS	TestCode: Sulfide by SM4500-S2-F				BatchID: R319832	Analysis Date: 06/27/2016		Seq No: 6903382	
Analyte	Result	RPT Limit	SPK value	SPK Ref Val	%REC	Low Limit	High Limit	RPD Ref Val	%RPD	RPD Limit	Qual
Sulfide	18.00	1.00	17.20		105	80	120				

Sample ID: 1606N61-001EMSD	Client ID:				Units: mg/L	Prep Date:		Run No: 319832	
SampleType: MSD	TestCode: Sulfide by SM4500-S2-F				BatchID: R319832	Analysis Date: 06/27/2016		Seq No: 6903384	
Analyte	Result	RPT Limit	SPK value	SPK Ref Val	%REC	Low Limit	High Limit	RPD Ref Val	%RPD	RPD Limit	Qual
Sulfide	17.60	1.00	17.20		102	80	120	18.00	2.25	20	

Qualifiers:

>	Greater than Result value	<	Less than Result value	B	Analyte detected in the associated method blank
BRL	Below reporting limit	E	Estimated (value above quantitation range)	H	Holding times for preparation or analysis exceeded
J	Estimated value detected below Reporting Limit	N	Analyte not NELAC certified	R	RPD outside limits due to matrix
Rpt Lim	Reporting Limit	S	Spike Recovery outside limits due to matrix		

Client: EarthCon Consultants, Inc.
Project Name: AMC Dalton
Workorder: 1606O91

ANALYTICAL QC SUMMARY REPORT

BatchID: R319990

Sample ID: MB-R319990	Client ID:			Units: mg/L	Prep Date:		Run No: 319990			
SampleType: MBLK	TestCode: Inorganic Anions by IC E300.0			BatchID: R319990	Analysis Date: 06/24/2016		Seq No: 6907252			
Analyte	Result	RPT Limit	SPK value	SPK Ref Val	%REC	Low Limit	High Limit	RPD Ref Val	%RPD	RPD Limit	Qual
Chloride	0.1130	1.00									J
Nitrogen, Nitrate (As N)	BRL	0.250									
Sulfate	BRL	1.00									

Sample ID: LCS-R319990	Client ID:			Units: mg/L	Prep Date:		Run No: 319990			
SampleType: LCS	TestCode: Inorganic Anions by IC E300.0			BatchID: R319990	Analysis Date: 06/24/2016		Seq No: 6907251			
Analyte	Result	RPT Limit	SPK value	SPK Ref Val	%REC	Low Limit	High Limit	RPD Ref Val	%RPD	RPD Limit	Qual
Chloride	10.20	1.00	10.00	0.1130	101	90	110				
Nitrogen, Nitrate (As N)	4.807	0.250	5.000		96.1	90	110				
Sulfate	24.60	1.00	25.00		98.4	90	110				

Sample ID: 1606N85-001AMS	Client ID:			Units: mg/L	Prep Date:		Run No: 319990			
SampleType: MS	TestCode: Inorganic Anions by IC E300.0			BatchID: R319990	Analysis Date: 06/24/2016		Seq No: 6907269			
Analyte	Result	RPT Limit	SPK value	SPK Ref Val	%REC	Low Limit	High Limit	RPD Ref Val	%RPD	RPD Limit	Qual
Chloride	10.65	1.00	10.00	2.293	83.6	90	110				S
Nitrogen, Nitrate (As N)	4.315	0.250	5.000	0.06911	84.9	90	110				S
Sulfate	23.31	1.00	25.00	0.5162	91.2	90	110				

Sample ID: 1606N85-002AMS	Client ID:			Units: mg/L	Prep Date:		Run No: 319990			
SampleType: MS	TestCode: Inorganic Anions by IC E300.0			BatchID: R319990	Analysis Date: 06/24/2016		Seq No: 6907271			
Analyte	Result	RPT Limit	SPK value	SPK Ref Val	%REC	Low Limit	High Limit	RPD Ref Val	%RPD	RPD Limit	Qual
Chloride	10.90	1.00	10.00	2.241	86.6	90	110				S
Nitrogen, Nitrate (As N)	4.694	0.250	5.000	0.08562	92.2	90	110				
Sulfate	24.05	1.00	25.00	0.5176	94.1	90	110				

Qualifiers:

>	Greater than Result value	<	Less than Result value	B	Analyte detected in the associated method blank
BRL	Below reporting limit	E	Estimated (value above quantitation range)	H	Holding times for preparation or analysis exceeded
J	Estimated value detected below Reporting Limit	N	Analyte not NELAC certified	R	RPD outside limits due to matrix
Rpt Lim	Reporting Limit	S	Spike Recovery outside limits due to matrix		

Client: EarthCon Consultants, Inc.
Project Name: AMC Dalton
Workorder: 1606O91

ANALYTICAL QC SUMMARY REPORT

BatchID: R319990

Sample ID: 1606N85-001AMSD Client ID:
SampleType: MSD TestCode: Inorganic Anions by IC E300.0
Units: mg/L Prep Date: Run No: 319990
BatchID: R319990 Analysis Date: 06/24/2016 Seq No: 6907270

Analyte	Result	RPT Limit	SPK value	SPK Ref Val	%REC	Low Limit	High Limit	RPD Ref Val	%RPD	RPD Limit	Qual
Chloride	11.68	1.00	10.00	2.293	93.9	90	110	10.65	9.22	20	
Nitrogen, Nitrate (As N)	4.767	0.250	5.000	0.06911	93.9	90	110	4.315	9.94	20	
Sulfate	25.61	1.00	25.00	0.5162	100	90	110	23.31	9.38	20	

Qualifiers:

>	Greater than Result value	<	Less than Result value	B	Analyte detected in the associated method blank
BRL	Below reporting limit	E	Estimated (value above quantitation range)	H	Holding times for preparation or analysis exceeded
J	Estimated value detected below Reporting Limit	N	Analyte not NELAC certified	R	RPD outside limits due to matrix
Rpt Lim	Reporting Limit	S	Spike Recovery outside limits due to matrix		

Client: EarthCon Consultants, Inc.
Project Name: AMC Dalton
Workorder: 1606O91

ANALYTICAL QC SUMMARY REPORT

BatchID: R320058

Sample ID: MB-R320058	Client ID:				Units: mg/L	Prep Date:		Run No: 320058	
SampleType: MBLK	TestCode: Alkalinity by SM2320B				BatchID: R320058	Analysis Date: 06/30/2016		Seq No: 6909060	
Analyte	Result	RPT Limit	SPK value	SPK Ref Val	%REC	Low Limit	High Limit	RPD Ref Val	%RPD	RPD Limit	Qual
Alkalinity, Total (As CaCO3)	BRL	3.00									

Sample ID: LCS-R320058	Client ID:				Units: mg/L	Prep Date:		Run No: 320058	
SampleType: LCS	TestCode: Alkalinity by SM2320B				BatchID: R320058	Analysis Date: 06/30/2016		Seq No: 6909061	
Analyte	Result	RPT Limit	SPK value	SPK Ref Val	%REC	Low Limit	High Limit	RPD Ref Val	%RPD	RPD Limit	Qual
Alkalinity, Total (As CaCO3)	127.0	3.00	125.0		102	75	125				

Sample ID: 1606O90-001CDUP	Client ID:				Units: mg/L	Prep Date:		Run No: 320058	
SampleType: DUP	TestCode: Alkalinity by SM2320B				BatchID: R320058	Analysis Date: 06/30/2016		Seq No: 6909088	
Analyte	Result	RPT Limit	SPK value	SPK Ref Val	%REC	Low Limit	High Limit	RPD Ref Val	%RPD	RPD Limit	Qual
Alkalinity, Total (As CaCO3)	46.00	3.00						44.00	4.44	30	

Qualifiers:

>	Greater than Result value	<	Less than Result value	B	Analyte detected in the associated method blank
BRL	Below reporting limit	E	Estimated (value above quantitation range)	H	Holding times for preparation or analysis exceeded
J	Estimated value detected below Reporting Limit	N	Analyte not NELAC certified	R	RPD outside limits due to matrix
Rpt Lim	Reporting Limit	S	Spike Recovery outside limits due to matrix		

Client: EarthCon Consultants, Inc.
Project Name: AMC Dalton
Workorder: 1606O91

ANALYTICAL QC SUMMARY REPORT

BatchID: R320095

Sample ID: MB-R320095	Client ID:				Units: mg/L		Prep Date:		Run No: 320095	
SampleType: MBLK	TestCode: Total Organic Carbon (TOC) by SM5310B				BatchID: R320095		Analysis Date: 06/29/2016		Seq No: 6909680	
Analyte	Result	RPT Limit	SPK value	SPK Ref Val	%REC	Low Limit	High Limit	RPD Ref Val	%RPD	RPD Limit	Qual
Organic Carbon, Total	BRL	1.00									

Sample ID: LCS-R320095	Client ID:				Units: mg/L		Prep Date:		Run No: 320095	
SampleType: LCS	TestCode: Total Organic Carbon (TOC) by SM5310B				BatchID: R320095		Analysis Date: 06/29/2016		Seq No: 6909679	
Analyte	Result	RPT Limit	SPK value	SPK Ref Val	%REC	Low Limit	High Limit	RPD Ref Val	%RPD	RPD Limit	Qual
Organic Carbon, Total	24.66	1.00	25.00		98.6	90	110				

Sample ID: 1606N67-004AMS	Client ID:				Units: mg/L		Prep Date:		Run No: 320095	
SampleType: MS	TestCode: Total Organic Carbon (TOC) by SM5310B				BatchID: R320095		Analysis Date: 06/29/2016		Seq No: 6909705	
Analyte	Result	RPT Limit	SPK value	SPK Ref Val	%REC	Low Limit	High Limit	RPD Ref Val	%RPD	RPD Limit	Qual
Organic Carbon, Total	29.53	1.00	25.00	4.612	99.7	80	120				

Sample ID: 1606N67-004AMSD	Client ID:				Units: mg/L		Prep Date:		Run No: 320095	
SampleType: MSD	TestCode: Total Organic Carbon (TOC) by SM5310B				BatchID: R320095		Analysis Date: 06/29/2016		Seq No: 6909706	
Analyte	Result	RPT Limit	SPK value	SPK Ref Val	%REC	Low Limit	High Limit	RPD Ref Val	%RPD	RPD Limit	Qual
Organic Carbon, Total	31.64	1.00	25.00	4.612	108	80	120	29.53	6.90	20	

Qualifiers:

>	Greater than Result value	<	Less than Result value	B	Analyte detected in the associated method blank
BRL	Below reporting limit	E	Estimated (value above quantitation range)	H	Holding times for preparation or analysis exceeded
J	Estimated value detected below Reporting Limit	N	Analyte not NELAC certified	R	RPD outside limits due to matrix
Rpt Lim	Reporting Limit	S	Spike Recovery outside limits due to matrix		

AES

ANALYTICAL ENVIRONMENTAL SERVICES, INC.

July 01, 2016

Danielle Edwards
EarthCon Consultants, Inc.
1880 West Oak Parkway
Marietta GA 30062

TEL: (770) 973-2100
FAX: (770) 973-7395

RE: AMC Dalton

Dear Danielle Edwards: Order No: 1606O92

Analytical Environmental Services, Inc. received 1 samples on 6/24/2016 1:07:00 PM for the analyses presented in following report.

No problems were encountered during the analyses. Additionally, all results for the associated Quality Control samples were within EPA and/or AES established limits. Any discrepancies associated with the analyses contained herein will be noted and submitted in the form of a project Case Narrative.
AES's accreditations are as follows:
-NELAC/Florida State Laboratory ID E87582 for analysis of Non-Potable Water, Solid & Chemical Materials, and Drinking Water Microbiology, effective 07/01/16-06/30/17.
-NELAC/Louisiana Agency Interest No. 100818 for or analysis of Non-Potable Water and Solid & Chemical Materials, effective 07/01/16-06/30/17.
-NELAC/Texas Certificate No. T104704509-16-6 for or analysis of Non-Potable Water and Solid & Chemical Materials, effective 03/01/16-02/28/17.
-AIHA-LAP, LLC Laboratory ID: 100671 for Industrial Hygiene samples (Organics, Metals, PCM Asbestos, Gravimetric), Environmental Lead (Paint, Soil, Dust Wipes, Air), and Environmental Microbiology (Fungal) Direct Examination, effective until 09/01/17.

Chris Pafford
Project Manager

ANALYTICAL ENVIRONMENTAL SERVICES, INC
3080 Presidential Drive, Atlanta GA 30340-3704
TEL.: (770) 457-8177 / TOLL-FREE (800) 972-4889 / FAX: (770) 457-8188

CHAIN OF CUSTODY

Work Order: 1606092

Date: 6/23/16 Page 1 of 1

COMPANY: Earth Con Consultants

ADDRESS: 1880 West Oak Pkwy Marietta, GA 30062

PHONE: 770-973-2100

FAX:

SAMPLED BY: Michael Guy

SIGNATURE:

ANALYSIS REQUESTED

Visit our website www.aesatlanta.com to check on the status of your results, place bottle orders, etc.

#	SAMPLE ID	SAMPLED DATE	SAMPLED TIME	Grab	Composite	Matrix (See codes)	VOC (H+I)	1,4 Dioxane (H+I)	GC Analysis (H+I)	Alkalinity (I)	TOC (S+I)	Sulfide (Zn+NaOH) (O)	REMARKS	No # of Containers
1	OBG-W2	6/23/16	18:10	✓		GW	2	2	2	1	1	1		9
2														
3														
4														
5														
6														
7														
8														
9														
10														
11														
12														
13														
14														

PRESERVATION (See codes)

RELINQUISHED BY	DATE/TIME	RECEIVED BY	DATE/TIME
1 [signature]	6/23/16 2005	1 [signature]	6/23/16 2005
2 [signature]	6/24/16 1307	2 Katie Farman	6/24/16 13:07
3		3	

PROJECT INFORMATION

PROJECT NAME: AML Dalton

PROJECT #: 02.20140392.16

SITE ADDRESS:

SEND REPORT TO: Danielle Edwards

INVOICE TO: (IF DIFFERENT FROM ABOVE)

QUOTE #: PO#:

RECEIPT

Total # of Containers: 9

Turnaround Time Request
- ● Standard 5 Business Days
- ○ 2 Business Day Rush
- ○ Next Business Day Rush
- ○ Same Day Rush (auth req.)
- ○ Other

STATE PROGRAM (if any)

E-mail? Y N; Fax? Y / N

DATA PACKAGE: I II III IV

SPECIAL INSTRUCTIONS/COMMENTS: 40hr hold time Nitrate

SHIPMENT METHOD

OUT / / VIA

IN / / VIA

CLIENT FedEx UPS MAIL COURIER KF

GREYHOUND OTHER

SAMPLES RECEIVED AFTER 3PM OR ON SATURDAY ARE CONSIDERED RECEIVED THE NEXT BUSINESS DAY. IF TURNAROUND TIME IS NOT INDICATED, AES WILL PROCEED WITH STANDARD TAT OF SAMPLES. SAMPLES ARE DISPOSED 30 DAYS AFTER REPORT COMPLETION UNLESS OTHER ARRANGEMENTS ARE MADE.

MATRIX CODES A = Air GW = Groundwater SE = Sediment SO = Soil SW = Surface Water W = Water (Blanks) DW = Drinking Water (Blanks) O = Other (specify) WW = Waste Water

PRESERVATIVE CODES H+I = Hydrochloric acid + ice I = Ice only N = Nitric acid S+I = Sulfuric acid + ice S/M+I = Sodium Bisulfate/Methanol + ice O = Other (specify) NA = None

White Copy - Original; Yellow Copy - Client

Analytical Environmental Services, Inc **Date:** 1-Jul-16

Client:	EarthCon Consultants, Inc.	**Client Sample ID:**	OBG-W2
Project Name:	AMC Dalton	**Collection Date:**	6/23/2016 6:10:00 PM
Lab ID:	1606O92-001	**Matrix:**	Groundwater

Analyses	Result	Qual	MDL	Reporting Limit	Units	BatchID	DF	Date Analyzed	Analyst
Total Organic Carbon (TOC) by SM5310B									
Organic Carbon, Total	BRL		0 137	1 00	mg/L	R320095	1	06/29/2016 15 59	JW
TCL VOLATILE ORGANICS SW8260B					(SW5030B)				
1,1,1-Trichloroethane	0 003	J	0 00025	0 005	mg/L	226208	1	06/30/2016 10 17	NH
1,1-Dichloroethane	BRL		0 00025	0 005	mg/L	226208	1	06/30/2016 10 17	NH
1,1-Dichloroethene	0 002	J	0 00036	0 005	mg/L	226208	1	06/30/2016 10 17	NH
1,2-Dichloroethane	BRL		0 00024	0 005	mg/L	226208	1	06/30/2016 10 17	NH
cis-1,2-Dichloroethene	BRL		0 00027	0 005	mg/L	226208	1	06/30/2016 10 17	NH
Tetrachloroethene	0 001	J	0 00029	0 005	mg/L	226208	1	06/30/2016 10 17	NH
trans-1,2-Dichloroethene	BRL		0 00022	0 005	mg/L	226208	1	06/30/2016 10 17	NH
Trichloroethene	BRL		0 00035	0 005	mg/L	226208	1	06/30/2016 10 17	NH
Vinyl chloride	BRL		0 00042	0 002	mg/L	226208	1	06/30/2016 10 17	NH
Surr: 4-Bromofluorobenzene	94 5		0	70 7-125	%REC	226208	1	06/30/2016 10 17	NH
Surr: Dibromofluoromethane	114		0	82 2-120	%REC	226208	1	06/30/2016 10 17	NH
Surr: Toluene-d8	99 2		0	81 8-120	%REC	226208	1	06/30/2016 10 17	NH
Sulfide by SM4500-S2-F									
Sulfide	2 40		0 598	1 00	mg/L	R319832	1	06/27/2016 09 00	BD
Inorganic Anions by IC E300.0									
Chloride	2 92		0 111	1 00	mg/L	R319990	1	06/24/2016 16 30	JW
Nitrogen, Nitrate (As N)	0 0838	J	0 0239	0 250	mg/L	R319990	1	06/24/2016 16 30	JW
Sulfate	8 37		0 101	1 00	mg/L	R319990	1	06/24/2016 16 30	JW
GC Analysis of Gaseous Samples SOP-RSK 175					(RSK175)				
Ethane	BRL		0 0019	0 0090	mg/L	226113	1	06/28/2016 11 18	MD
Ethylene	BRL		0 0035	0 0070	mg/L	226113	1	06/28/2016 11 18	MD
Methane	BRL		0 0012	0 0040	mg/L	226113	1	06/28/2016 11 18	MD
Alkalinity by SM2320B									
Alkalinity, Total (As CaCO3)	149		1 68	3 00	mg/L	R320058	1	06/30/2016 09 15	BD
1,4-Dioxane by SIM GC/MS SW8260B-SIM					(SW5030B)				
1,4-Dioxane	BRL		0 00090	0 0020	mg/L	226198	1	06/30/2016 13 17	NH
Surr: 4-Bromofluorobenzene	99 7		0	83 1-115	%REC	226198	1	06/30/2016 13 17	NH
Surr: Dibromofluoromethane	104		0	80 6-123	%REC	226198	1	06/30/2016 13 17	NH
Surr: Toluene-d8	99 2		0	85-115	%REC	226198	1	06/30/2016 13 17	NH

Qualifiers:

- * Value exceeds maximum contaminant level
- BRL Not detected at MDL
- H Holding times for preparation or analysis exceeded
- N Analyte not NELAC certified
- B Analyte detected in the associated method blank
- NC Not confirmed
- E Estimated value above quantitation range
- S Spike Recovery outside limits due to matrix
- J Estimated value detected below Reporting Limit
- > Greater than Result value
- < Less than Result value
- Narr See case narrative

Analytical Environmental Services, Inc.

Sample/Cooler Receipt Checklist

Client Earthcon Work Order Number 1606092

Checklist completed by [signature] 6-24-16
Signature Date

Carrier name: FedEx __ UPS __ Courier __ Client ✓ US Mail __ Other _____

Shipping container/cooler in good condition?	Yes ✓	No __	Not Present __
Custody seals intact on shipping container/cooler?	Yes __	No __	Not Present ✓
Custody seals intact on sample bottles?	Yes __	No __	Not Present ✓
Container/Temp Blank temperature in compliance? (0°≤6°C)*	Yes ✓	No __	

Cooler #1 0.7 Cooler #2 _____ Cooler #3 _____ Cooler #4 _____ Cooler#5 _____ Cooler #6 _____

Chain of custody present?	Yes ✓	No __
Chain of custody signed when relinquished and received?	Yes ✓	No __
Chain of custody agrees with sample labels?	Yes ✓	No __
Samples in proper container/bottle?	Yes ✓	No __
Sample containers intact?	Yes ✓	No __
Sufficient sample volume for indicated test?	Yes ✓	No __
All samples received within holding time?	Yes ✓	No __
Was TAT marked on the COC?	Yes ✓	No __
Proceed with Standard TAT as per project history?	Yes __	No __ Not Applicable ✓
Water - VOA vials have zero headspace? No VOA vials submitted __	Yes ✓	No __
Water - pH acceptable upon receipt?	Yes ✓	No __ Not Applicable __

Adjusted? _____ Checked by CJ

Sample Condition: Good ✓ Other (Explain) _____

(For diffusive samples or ALS lead is a known blank included) Yes __ No ✓

See Case Narrative for resolution of the Non-Conformance.

Client: EarthCon Consultants, Inc.
Project Name: AMC Dalton
Workorder: 1606O92

ANALYTICAL QC SUMMARY REPORT

BatchID: 226113

Sample ID: **MB-226113** Client ID:
SampleType: **MBLK** TestCode: **GC Analysis of Gaseous Samples SOP-RSK 175**
Units: **mg/L** Prep Date: **06/28/2016** Run No: **319868**
BatchID: **226113** Analysis Date: **06/28/2016** Seq No: **6904061**

Analyte	Result	RPT Limit	SPK value	SPK Ref Val	%REC	Low Limit	High Limit	RPD Ref Val	%RPD	RPD Limit	Qual
Ethane	BRL	0.0090									
Ethylene	BRL	0.0070									
Methane	BRL	0.0040									

Sample ID: **LCS-226113** Client ID:
SampleType: **LCS** TestCode: **GC Analysis of Gaseous Samples SOP-RSK 175**
Units: **mg/L** Prep Date: **06/28/2016** Run No: **319868**
BatchID: **226113** Analysis Date: **06/28/2016** Seq No: **6904062**

Analyte	Result	RPT Limit	SPK value	SPK Ref Val	%REC	Low Limit	High Limit	RPD Ref Val	%RPD	RPD Limit	Qual
Ethane	0.1317	0.0090	200.0		65.8	40.9	115				
Ethylene	0.08947	0.0070	200.0		44.7	26.8	115				
Methane	0.1408	0.0040	200.0		70.4	45.9	115				

Sample ID: **LCSD-226113** Client ID:
SampleType: **LCSD** TestCode: **GC Analysis of Gaseous Samples SOP-RSK 175**
Units: **mg/L** Prep Date: **06/28/2016** Run No: **319868**
BatchID: **226113** Analysis Date: **06/28/2016** Seq No: **6904063**

Analyte	Result	RPT Limit	SPK value	SPK Ref Val	%REC	Low Limit	High Limit	RPD Ref Val	%RPD	RPD Limit	Qual
Ethane	0.1293	0.0090	200.0		64.7	40.9	115	131.7	1.79	20	
Ethylene	0.08901	0.0070	200.0		44.5	26.8	115	89.47	0.518	20	
Methane	0.1407	0.0040	200.0		70.3	45.9	115	140.8	0.104	20	

Sample ID: **1606P94-001BMS** Client ID:
SampleType: **MS** TestCode: **GC Analysis of Gaseous Samples SOP-RSK 175**
Units: **mg/L** Prep Date: **06/28/2016** Run No: **319868**
BatchID: **226113** Analysis Date: **06/28/2016** Seq No: **6904078**

Analyte	Result	RPT Limit	SPK value	SPK Ref Val	%REC	Low Limit	High Limit	RPD Ref Val	%RPD	RPD Limit	Qual
Ethane	0.1128	0.0090	200.0		56.4	40.5	115				
Ethylene	0.07510	0.0070	200.0		37.6	23	115				

Qualifiers:

>	Greater than Result value	<	Less than Result value	B	Analyte detected in the associated method blank
BRL	Below reporting limit	E	Estimated (value above quantitation range)	H	Holding times for preparation or analysis exceeded
J	Estimated value detected below Reporting Limit	N	Analyte not NELAC certified	R	RPD outside limits due to matrix
Rpt Lim	Reporting Limit	S	Spike Recovery outside limits due to matrix		

Client: EarthCon Consultants, Inc.
Project Name: AMC Dalton
Workorder: 1606O92

ANALYTICAL QC SUMMARY REPORT

BatchID: 226113

Sample ID: 1606P94-001BMS	Client ID:				Units: mg/L		Prep Date: 06/28/2016		Run No: 319868	
SampleType: MS	TestCode: GC Analysis of Gaseous Samples SOP-RSK 175				BatchID: 226113		Analysis Date: 06/28/2016		Seq No: 6904080	
Analyte	Result	RPT Limit	SPK value	SPK Ref Val	%REC	Low Limit	High Limit	RPD Ref Val	%RPD	RPD Limit	Qual
Methane	5.458	0.16	200.0	5306	75.6	40	115				

Sample ID: 1606P94-001BMSD	Client ID:				Units: mg/L		Prep Date: 06/28/2016		Run No: 319868	
SampleType: MSD	TestCode: GC Analysis of Gaseous Samples SOP-RSK 175				BatchID: 226113		Analysis Date: 06/28/2016		Seq No: 6904079	
Analyte	Result	RPT Limit	SPK value	SPK Ref Val	%REC	Low Limit	High Limit	RPD Ref Val	%RPD	RPD Limit	Qual
Ethane	0.1123	0.0090	200.0		56.2	40.5	115	112.8	0.410	20	
Ethylene	0.07597	0.0070	200.0		38.0	23	115	75.10	1.15	20	

Sample ID: 1606P94-001BMSD	Client ID:				Units: mg/L		Prep Date: 06/28/2016		Run No: 319868	
SampleType: MSD	TestCode: GC Analysis of Gaseous Samples SOP-RSK 175				BatchID: 226113		Analysis Date: 06/28/2016		Seq No: 6904081	
Analyte	Result	RPT Limit	SPK value	SPK Ref Val	%REC	Low Limit	High Limit	RPD Ref Val	%RPD	RPD Limit	Qual
Methane	5.329	0.16	200.0	5306	11.3	40	115	5458	2.39	20	S

Qualifiers:

>	Greater than Result value	<	Less than Result value	B	Analyte detected in the associated method blank
BRL	Below reporting limit	E	Estimated (value above quantitation range)	H	Holding times for preparation or analysis exceeded
J	Estimated value detected below Reporting Limit	N	Analyte not NELAC certified	R	RPD outside limits due to matrix
Rpt Lim	Reporting Limit	S	Spike Recovery outside limits due to matrix		

Client: EarthCon Consultants, Inc.
Project Name: AMC Dalton
Workorder: 1606O92

ANALYTICAL QC SUMMARY REPORT

BatchID: 226198

Sample ID: MB-226198	Client ID:				Units: mg/L		Prep Date: 06/28/2016		Run No: 319958	
SampleType: MBLK	TestCode: 1,4-Dioxane by SIM GC/MS SW8260B-SIM				BatchID: 226198		Analysis Date: 06/28/2016		Seq No: 6906724	
Analyte	Result	RPT Limit	SPK value	SPK Ref Val	%REC	Low Limit	High Limit	RPD Ref Val	%RPD	RPD Limit Qual
1,4-Dioxane	BRL	0.0050								
Surr: 4-Bromofluorobenzene	0.05061	0	50.00		101	83.1	115			
Surr: Dibromofluoromethane	0.05039	0	50.00		101	80.6	123			
Surr: Toluene-d8	0.04935	0	50.00		98.7	85	115			

Sample ID: LCS-226198	Client ID:				Units: mg/L		Prep Date: 06/28/2016		Run No: 319958	
SampleType: LCS	TestCode: 1,4-Dioxane by SIM GC/MS SW8260B-SIM				BatchID: 226198		Analysis Date: 06/28/2016		Seq No: 6906722	
Analyte	Result	RPT Limit	SPK value	SPK Ref Val	%REC	Low Limit	High Limit	RPD Ref Val	%RPD	RPD Limit Qual
1,4-Dioxane	0.01091	0.0050	10.00		109	68.2	133			
Surr: 4-Bromofluorobenzene	0.05003	0	50.00		100	83.1	115			
Surr: Dibromofluoromethane	0.05034	0	50.00		101	80.6	123			
Surr: Toluene-d8	0.04919	0	50.00		98.4	85	115			

Sample ID: 1606R70-002AMS	Client ID:				Units: mg/L		Prep Date: 06/28/2016		Run No: 319999	
SampleType: MS	TestCode: 1,4-Dioxane by SIM GC/MS SW8260B-SIM				BatchID: 226198		Analysis Date: 06/29/2016		Seq No: 6909417	
Analyte	Result	RPT Limit	SPK value	SPK Ref Val	%REC	Low Limit	High Limit	RPD Ref Val	%RPD	RPD Limit Qual
1,4-Dioxane	0.2934	0.10	200.0	71.60	111	53	135			
Surr: 4-Bromofluorobenzene	0.9724	0	1000		97.2	83.1	115			
Surr: Dibromofluoromethane	1.034	0	1000		103	80.6	123			
Surr: Toluene-d8	0.9406	0	1000		94.1	85	115			

Sample ID: 1606R70-002AMSD	Client ID:				Units: mg/L		Prep Date: 06/28/2016		Run No: 319999	
SampleType: MSD	TestCode: 1,4-Dioxane by SIM GC/MS SW8260B-SIM				BatchID: 226198		Analysis Date: 06/29/2016		Seq No: 6909418	
Analyte	Result	RPT Limit	SPK value	SPK Ref Val	%REC	Low Limit	High Limit	RPD Ref Val	%RPD	RPD Limit Qual
1,4-Dioxane	0.3196	0.10	200.0	71.60	124	53	135	293.4	8.55	34.4

Qualifiers:

>	Greater than Result value	<	Less than Result value	B	Analyte detected in the associated method blank
BRL	Below reporting limit	E	Estimated (value above quantitation range)	H	Holding times for preparation or analysis exceeded
J	Estimated value detected below Reporting Limit	N	Analyte not NELAC certified	R	RPD outside limits due to matrix
Rpt Lim	Reporting Limit	S	Spike Recovery outside limits due to matrix		

Client: EarthCon Consultants, Inc.
Project Name: AMC Dalton
Workorder: 1606O92

ANALYTICAL QC SUMMARY REPORT

BatchID: 226198

Sample ID: **1606R70-002AMSD** Client ID:
SampleType: **MSD** TestCode: **1,4-Dioxane by SIM GC/MS SW8260B-SIM**
Units: **mg/L** Prep Date: **06/28/2016** Run No: **319999**
BatchID: **226198** Analysis Date: **06/29/2016** Seq No: **6909418**

Analyte	Result	RPT Limit	SPK value	SPK Ref Val	%REC	Low Limit	High Limit	RPD Ref Val	%RPD	RPD Limit	Qual
Surr: 4-Bromofluorobenzene	0.9750	0	1000		97.5	83.1	115	972.4	0	0	
Surr: Dibromofluoromethane	1.048	0	1000		105	80.6	123	1034	0	0	
Surr: Toluene-d8	0.9624	0	1000		96.2	85	115	940.6	0	0	

Qualifiers:

>	Greater than Result value	<	Less than Result value	B	Analyte detected in the associated method blank
BRL	Below reporting limit	E	Estimated (value above quantitation range)	H	Holding times for preparation or analysis exceeded
J	Estimated value detected below Reporting Limit	N	Analyte not NELAC certified	R	RPD outside limits due to matrix
Rpt Lim	Reporting Limit	S	Spike Recovery outside limits due to matrix		

Client: EarthCon Consultants, Inc.
Project Name: AMC Dalton
Workorder: 1606O92

ANALYTICAL QC SUMMARY REPORT

BatchID: 226208

Sample ID: MB-226208 Client ID: Units: **mg/L** Prep Date: **06/29/2016** Run No: **319988**
SampleType: MBLK TestCode: **TCL VOLATILE ORGANICS SW8260B** BatchID: **226208** Analysis Date: **06/29/2016** Seq No: **6907230**

Analyte	Result	RPT Limit	SPK value	SPK Ref Val	%REC	Low Limit	High Limit	RPD Ref Val	%RPD	RPD Limit	Qual
1,1,1-Trichloroethane	BRL	0.005									
1,1-Dichloroethane	BRL	0.005									
1,1-Dichloroethene	BRL	0.005									
1,2-Dichloroethane	BRL	0.005									
cis-1,2-Dichloroethene	BRL	0.005									
Tetrachloroethene	BRL	0.005									
trans-1,2-Dichloroethene	BRL	0.005									
Trichloroethene	BRL	0.005									
Vinyl chloride	BRL	0.002									
Surr: 4-Bromofluorobenzene	0.04559	0	50.00		91.2	70.7	125				
Surr: Dibromofluoromethane	0.05506	0	50.00		110	82.2	120				
Surr: Toluene-d8	0.05124	0	50.00		102	81.8	120				

Sample ID: LCS-226208 Client ID: Units: **mg/L** Prep Date: **06/29/2016** Run No: **319988**
SampleType: LCS TestCode: **TCL VOLATILE ORGANICS SW8260B** BatchID: **226208** Analysis Date: **06/29/2016** Seq No: **6907229**

Analyte	Result	RPT Limit	SPK value	SPK Ref Val	%REC	Low Limit	High Limit	RPD Ref Val	%RPD	RPD Limit	Qual
1,1-Dichloroethene	0.06250	0.005	50.00		125	65.3	137				
Trichloroethene	0.05154	0.005	50.00		103	73.1	128				
Surr: 4-Bromofluorobenzene	0.04852	0	50.00		97.0	70.7	125				
Surr: Dibromofluoromethane	0.05240	0	50.00		105	82.2	120				
Surr: Toluene-d8	0.05047	0	50.00		101	81.8	120				

Sample ID: 1606P99-001AMS Client ID: Units: **mg/L** Prep Date: **06/29/2016** Run No: **319988**
SampleType: MS TestCode: **TCL VOLATILE ORGANICS SW8260B** BatchID: **226208** Analysis Date: **06/29/2016** Seq No: **6907235**

Analyte	Result	RPT Limit	SPK value	SPK Ref Val	%REC	Low Limit	High Limit	RPD Ref Val	%RPD	RPD Limit	Qual
1,1-Dichloroethene	29.90	2.5	25000		120	60	150				

Qualifiers:

>	Greater than Result value	<	Less than Result value	B	Analyte detected in the associated method blank
BRL	Below reporting limit	E	Estimated (value above quantitation range)	H	Holding times for preparation or analysis exceeded
J	Estimated value detected below Reporting Limit	N	Analyte not NELAC certified	R	RPD outside limits due to matrix
Rpt Lim	Reporting Limit	S	Spike Recovery outside limits due to matrix		

Client: EarthCon Consultants, Inc.
Project Name: AMC Dalton
Workorder: 1606O92

ANALYTICAL QC SUMMARY REPORT

BatchID: 226208

Sample ID: 1606P99-001AMS	Client ID:	Units: mg/L	Prep Date: 06/29/2016	Run No: 319988
SampleType: MS	TestCode: TCL VOLATILE ORGANICS SW8260B	BatchID: 226208	Analysis Date: 06/29/2016	Seq No: 6907235

Analyte	Result	RPT Limit	SPK value	SPK Ref Val	%REC	Low Limit	High Limit	RPD Ref Val	%RPD	RPD Limit	Qual
Trichloroethene	24.22	2.5	25000	430.0	95.1	70	136				
Surr: 4-Bromofluorobenzene	23.20	0	25000		92.8	70.7	125				
Surr: Dibromofluoromethane	26.86	0	25000		107	82.2	120				
Surr: Toluene-d8	24.94	0	25000		99.8	81.8	120				

Sample ID: 1606P99-001AMSD	Client ID:	Units: mg/L	Prep Date: 06/29/2016	Run No: 319988
SampleType: MSD	TestCode: TCL VOLATILE ORGANICS SW8260B	BatchID: 226208	Analysis Date: 06/29/2016	Seq No: 6907236

Analyte	Result	RPT Limit	SPK value	SPK Ref Val	%REC	Low Limit	High Limit	RPD Ref Val	%RPD	RPD Limit	Qual
1,1-Dichloroethene	31.42	2.5	25000		126	60	150	29900	4.97	17.7	
Trichloroethene	23.90	2.5	25000	430.0	93.9	70	136	24220	1.29	20	
Surr: 4-Bromofluorobenzene	23.88	0	25000		95.5	70.7	125	23200	0	0	
Surr: Dibromofluoromethane	26.42	0	25000		106	82.2	120	26860	0	0	
Surr: Toluene-d8	24.72	0	25000		98.9	81.8	120	24940	0	0	

Qualifiers:

>	Greater than Result value	<	Less than Result value	B	Analyte detected in the associated method blank
BRL	Below reporting limit	E	Estimated (value above quantitation range)	H	Holding times for preparation or analysis exceeded
J	Estimated value detected below Reporting Limit	N	Analyte not NELAC certified	R	RPD outside limits due to matrix
Rpt Lim	Reporting Limit	S	Spike Recovery outside limits due to matrix		

Client: EarthCon Consultants, Inc.
Project Name: AMC Dalton
Workorder: 1606O92

ANALYTICAL QC SUMMARY REPORT

BatchID: R319832

Sample ID: MB-R319832	Client ID:					Units: mg/L	Prep Date:		Run No: 319832
SampleType: MBLK	TestCode: Sulfide by SM4500-S2-F					BatchID: R319832	Analysis Date: 06/27/2016		Seq No: 6903366
Analyte	Result	RPT Limit	SPK value	SPK Ref Val	%REC	Low Limit	High Limit	RPD Ref Val	%RPD	RPD Limit	Qual
Sulfide	BRL	1.00									

Sample ID: LCS-R319832	Client ID:					Units: mg/L	Prep Date:		Run No: 319832
SampleType: LCS	TestCode: Sulfide by SM4500-S2-F					BatchID: R319832	Analysis Date: 06/27/2016		Seq No: 6903367
Analyte	Result	RPT Limit	SPK value	SPK Ref Val	%REC	Low Limit	High Limit	RPD Ref Val	%RPD	RPD Limit	Qual
Sulfide	172.0	1.00	172.0		100	90	110				

Sample ID: 1606N61-001EMS	Client ID:					Units: mg/L	Prep Date:		Run No: 319832
SampleType: MS	TestCode: Sulfide by SM4500-S2-F					BatchID: R319832	Analysis Date: 06/27/2016		Seq No: 6903382
Analyte	Result	RPT Limit	SPK value	SPK Ref Val	%REC	Low Limit	High Limit	RPD Ref Val	%RPD	RPD Limit	Qual
Sulfide	18.00	1.00	17.20		105	80	120				

Sample ID: 1606N61-001EMSD	Client ID:					Units: mg/L	Prep Date:		Run No: 319832
SampleType: MSD	TestCode: Sulfide by SM4500-S2-F					BatchID: R319832	Analysis Date: 06/27/2016		Seq No: 6903384
Analyte	Result	RPT Limit	SPK value	SPK Ref Val	%REC	Low Limit	High Limit	RPD Ref Val	%RPD	RPD Limit	Qual
Sulfide	17.60	1.00	17.20		102	80	120	18.00	2.25	20	

Qualifiers:

>	Greater than Result value	<	Less than Result value	B	Analyte detected in the associated method blank
BRL	Below reporting limit	E	Estimated (value above quantitation range)	H	Holding times for preparation or analysis exceeded
J	Estimated value detected below Reporting Limit	N	Analyte not NELAC certified	R	RPD outside limits due to matrix
Rpt Lim	Reporting Limit	S	Spike Recovery outside limits due to matrix		

Client: EarthCon Consultants, Inc.
Project Name: AMC Dalton
Workorder: 1606O92

ANALYTICAL QC SUMMARY REPORT

BatchID: R319990

Sample ID: **MB-R319990** Client ID: Units: **mg/L** Prep Date: Run No: **319990**
SampleType: **MBLK** TestCode: **Inorganic Anions by IC** **E300.0** BatchID: **R319990** Analysis Date: **06/24/2016** Seq No: **6907252**

Analyte	Result	RPT Limit	SPK value	SPK Ref Val	%REC	Low Limit	High Limit	RPD Ref Val	%RPD	RPD Limit	Qual
Chloride	0.1130	1.00									J
Nitrogen, Nitrate (As N)	BRL	0.250									
Sulfate	BRL	1.00									

Sample ID: **LCS-R319990** Client ID: Units: **mg/L** Prep Date: Run No: **319990**
SampleType: **LCS** TestCode: **Inorganic Anions by IC** **E300.0** BatchID: **R319990** Analysis Date: **06/24/2016** Seq No: **6907251**

Analyte	Result	RPT Limit	SPK value	SPK Ref Val	%REC	Low Limit	High Limit	RPD Ref Val	%RPD	RPD Limit	Qual
Chloride	10.20	1.00	10.00	0.1130	101	90	110				
Nitrogen, Nitrate (As N)	4.807	0.250	5.000		96.1	90	110				
Sulfate	24.60	1.00	25.00		98.4	90	110				

Sample ID: **1606N85-001AMS** Client ID: Units: **mg/L** Prep Date: Run No: **319990**
SampleType: **MS** TestCode: **Inorganic Anions by IC** **E300.0** BatchID: **R319990** Analysis Date: **06/24/2016** Seq No: **6907269**

Analyte	Result	RPT Limit	SPK value	SPK Ref Val	%REC	Low Limit	High Limit	RPD Ref Val	%RPD	RPD Limit	Qual
Chloride	10.65	1.00	10.00	2.293	83.6	90	110				S
Nitrogen, Nitrate (As N)	4.315	0.250	5.000	0.06911	84.9	90	110				S
Sulfate	23.31	1.00	25.00	0.5162	91.2	90	110				

Sample ID: **1606N85-002AMS** Client ID: Units: **mg/L** Prep Date: Run No: **319990**
SampleType: **MS** TestCode: **Inorganic Anions by IC** **E300.0** BatchID: **R319990** Analysis Date: **06/24/2016** Seq No: **6907271**

Analyte	Result	RPT Limit	SPK value	SPK Ref Val	%REC	Low Limit	High Limit	RPD Ref Val	%RPD	RPD Limit	Qual
Chloride	10.90	1.00	10.00	2.241	86.6	90	110				S
Nitrogen, Nitrate (As N)	4.694	0.250	5.000	0.08562	92.2	90	110				
Sulfate	24.05	1.00	25.00	0.5176	94.1	90	110				

Qualifiers:

>	Greater than Result value	<	Less than Result value	B	Analyte detected in the associated method blank
BRL	Below reporting limit	E	Estimated (value above quantitation range)	H	Holding times for preparation or analysis exceeded
J	Estimated value detected below Reporting Limit	N	Analyte not NELAC certified	R	RPD outside limits due to matrix
Rpt Lim	Reporting Limit	S	Spike Recovery outside limits due to matrix		

Client: EarthCon Consultants, Inc.
Project Name: AMC Dalton
Workorder: 1606O92

ANALYTICAL QC SUMMARY REPORT

BatchID: R319990

Sample ID: **1606N85-001AMSD** Client ID:
SampleType: **MSD** TestCode: **Inorganic Anions by IC E300.0**
Units: **mg/L** Prep Date: Run No: **319990**
BatchID: **R319990** Analysis Date: **06/24/2016** Seq No: **6907270**

Analyte	Result	RPT Limit	SPK value	SPK Ref Val	%REC	Low Limit	High Limit	RPD Ref Val	%RPD	RPD Limit	Qual
Chloride	11.68	1.00	10.00	2.293	93.9	90	110	10.65	9.22	20	
Nitrogen, Nitrate (As N)	4.767	0.250	5.000	0.06911	93.9	90	110	4.315	9.94	20	
Sulfate	25.61	1.00	25.00	0.5162	100	90	110	23.31	9.38	20	

Qualifiers:

>	Greater than Result value	<	Less than Result value	B	Analyte detected in the associated method blank
BRL	Below reporting limit	E	Estimated (value above quantitation range)	H	Holding times for preparation or analysis exceeded
J	Estimated value detected below Reporting Limit	N	Analyte not NELAC certified	R	RPD outside limits due to matrix
Rpt Lim	Reporting Limit	S	Spike Recovery outside limits due to matrix		

Client: EarthCon Consultants, Inc.
Project Name: AMC Dalton
Workorder: 1606O92

ANALYTICAL QC SUMMARY REPORT

BatchID: R320058

Sample ID: MB-R320058	Client ID:				Units: mg/L	Prep Date:		Run No: 320058	
SampleType: MBLK	TestCode: Alkalinity by SM2320B				BatchID: R320058	Analysis Date: 06/30/2016		Seq No: 6909060	
Analyte	Result	RPT Limit	SPK value	SPK Ref Val	%REC	Low Limit	High Limit	RPD Ref Val	%RPD	RPD Limit	Qual
Alkalinity, Total (As CaCO3)	BRL	3.00									

Sample ID: LCS-R320058	Client ID:				Units: mg/L	Prep Date:		Run No: 320058	
SampleType: LCS	TestCode: Alkalinity by SM2320B				BatchID: R320058	Analysis Date: 06/30/2016		Seq No: 6909061	
Analyte	Result	RPT Limit	SPK value	SPK Ref Val	%REC	Low Limit	High Limit	RPD Ref Val	%RPD	RPD Limit	Qual
Alkalinity, Total (As CaCO3)	127.0	3.00	125.0		102	75	125				

Sample ID: 1606O90-001CDUP	Client ID:				Units: mg/L	Prep Date:		Run No: 320058	
SampleType: DUP	TestCode: Alkalinity by SM2320B				BatchID: R320058	Analysis Date: 06/30/2016		Seq No: 6909088	
Analyte	Result	RPT Limit	SPK value	SPK Ref Val	%REC	Low Limit	High Limit	RPD Ref Val	%RPD	RPD Limit	Qual
Alkalinity, Total (As CaCO3)	46.00	3.00						44.00	4.44	30	

Qualifiers:

>	Greater than Result value	<	Less than Result value	B	Analyte detected in the associated method blank
BRL	Below reporting limit	E	Estimated (value above quantitation range)	H	Holding times for preparation or analysis exceeded
J	Estimated value detected below Reporting Limit	N	Analyte not NELAC certified	R	RPD outside limits due to matrix
Rpt Lim	Reporting Limit	S	Spike Recovery outside limits due to matrix		

Client: EarthCon Consultants, Inc.
Project Name: AMC Dalton
Workorder: 1606O92

ANALYTICAL QC SUMMARY REPORT

BatchID: R320095

Sample ID: MB-R320095	Client ID:				Units: mg/L	Prep Date:		Run No: 320095	
SampleType: MBLK	TestCode: Total Organic Carbon (TOC) by SM5310B				BatchID: R320095	Analysis Date: 06/29/2016		Seq No: 6909680	
Analyte	Result	RPT Limit	SPK value	SPK Ref Val	%REC	Low Limit	High Limit	RPD Ref Val	%RPD	RPD Limit	Qual
Organic Carbon, Total	BRL	1.00									

Sample ID: LCS-R320095	Client ID:				Units: mg/L	Prep Date:		Run No: 320095	
SampleType: LCS	TestCode: Total Organic Carbon (TOC) by SM5310B				BatchID: R320095	Analysis Date: 06/29/2016		Seq No: 6909679	
Analyte	Result	RPT Limit	SPK value	SPK Ref Val	%REC	Low Limit	High Limit	RPD Ref Val	%RPD	RPD Limit	Qual
Organic Carbon, Total	24.66	1.00	25.00		98.6	90	110				

Sample ID: 1606N67-004AMS	Client ID:				Units: mg/L	Prep Date:		Run No: 320095	
SampleType: MS	TestCode: Total Organic Carbon (TOC) by SM5310B				BatchID: R320095	Analysis Date: 06/29/2016		Seq No: 6909705	
Analyte	Result	RPT Limit	SPK value	SPK Ref Val	%REC	Low Limit	High Limit	RPD Ref Val	%RPD	RPD Limit	Qual
Organic Carbon, Total	29.53	1.00	25.00	4.612	99.7	80	120				

Sample ID: 1606N67-004AMSD	Client ID:				Units: mg/L	Prep Date:		Run No: 320095	
SampleType: MSD	TestCode: Total Organic Carbon (TOC) by SM5310B				BatchID: R320095	Analysis Date: 06/29/2016		Seq No: 6909706	
Analyte	Result	RPT Limit	SPK value	SPK Ref Val	%REC	Low Limit	High Limit	RPD Ref Val	%RPD	RPD Limit	Qual
Organic Carbon, Total	31.64	1.00	25.00	4.612	108	80	120	29.53	6.90	20	

Qualifiers:

>	Greater than Result value	<	Less than Result value	B	Analyte detected in the associated method blank
BRL	Below reporting limit	E	Estimated (value above quantitation range)	H	Holding times for preparation or analysis exceeded
J	Estimated value detected below Reporting Limit	N	Analyte not NELAC certified	R	RPD outside limits due to matrix
Rpt Lim	Reporting Limit	S	Spike Recovery outside limits due to matrix		

AES

ANALYTICAL ENVIRONMENTAL SERVICES, INC.

July 01, 2016

Danielle Edwards
EarthCon Consultants, Inc.
1880 West Oak Parkway
Marietta GA 30062

TEL: (770) 973-2100
FAX: (770) 973-7395

RE: AMC Dalton

Dear Danielle Edwards: Order No: 1606R71

Analytical Environmental Services, Inc. received 1 samples on 6/28/2016 4:25:00 PM for the analyses presented in following report.

No problems were encountered during the analyses. Additionally, all results for the associated Quality Control samples were within EPA and/or AES established limits. Any discrepancies associated with the analyses contained herein will be noted and submitted in the form of a project Case Narrative.
AES's accreditations are as follows:
-NELAC/Florida State Laboratory ID E87582 for analysis of Non-Potable Water, Solid & Chemical Materials, and Drinking Water Microbiology, effective 07/01/16-06/30/17.
-NELAC/Louisiana Agency Interest No. 100818 for or analysis of Non-Potable Water and Solid & Chemical Materials, effective 07/01/16-06/30/17.
-NELAC/Texas Certificate No. T104704509-16-6 for or analysis of Non-Potable Water and Solid & Chemical Materials, effective 03/01/16-02/28/17.
-AIHA-LAP, LLC Laboratory ID: 100671 for Industrial Hygiene samples (Organics, Metals, PCM Asbestos, Gravimetric), Environmental Lead (Paint, Soil, Dust Wipes, Air), and Environmental Microbiology (Fungal) Direct Examination, effective until 09/01/17.

Chris Pafford
Project Manager

ANALYTICAL ENVIRONMENTAL SERVICES, INC

3080 Presidential Drive, Atlanta GA 30340-3704

TEL.: (770) 457-8177 / TOLL-FREE (800) 972-4889 / FAX: (770) 457-8188

CHAIN OF CUSTODY

Work Order: 1606R71

Date: 6/27/16 Page 1 of 1

COMPANY: Earthlon Consultants Inc

ADDRESS: 1880 W Oak Pkwy Bldg 100 Suite 106 Marietta GA 30062

PHONE: 770-973-2100

FAX: 770-973-7395

SAMPLED BY: Keaton Henry

SIGNATURE:

#	SAMPLE ID	SAMPLED DATE	SAMPLED TIME	Grab	Composite	Matrix (See codes)	VOC	PRESERVATION (See codes) HCl	REMARKS	No. # of Containers
1	ASW - Upstream	6/27/16	16:25	✓		SW	2		KH	2
2										
3										
4										
5										
6										
7										
8										
9										
10										
11										
12										
13										
14										

Visit our website www.aesatlanta.com to check on the status of your results, place bottle orders, etc.

ANALYSIS REQUESTED

RELINQUISHED BY	DATE/TIME	RECEIVED BY	DATE/TIME
1:	6/28/16 8:56	1:	8:56
2:		2: Jun-28-16	2:06
3: Jun-28-16	4:25	3:	6/28/16 4:25 pm

SPECIAL INSTRUCTIONS/COMMENTS:

SHIPMENT METHOD

OUT / / VIA:

IN / / VIA:

CLIENT FedEx UPS MAIL COURIER

GREYHOUND OTHER

PROJECT INFORMATION

PROJECT NAME: AMC Dalton

PROJECT #: 02.20140342.16

SITE ADDRESS:

SEND REPORT TO: Danielle Edwards

INVOICE TO (IF DIFFERENT FROM ABOVE):

QUOTE #: PO#:

RECEIPT

Total # of Containers: 2

Turnaround Time Request

- ● Standard 5 Business Days
- ○ 2 Business Day Rush
- ○ Next Business Day Rush
- ○ Same Day Rush (auth req.)
- ○ Other

STATE PROGRAM (if any):

E-mail? Y / N, Fax? Y / N

DATA PACKAGE: I II III IV

SAMPLES RECEIVED AFTER 3PM OR ON SATURDAY ARE CONSIDERED RECEIVED THE NEXT BUSINESS DAY. IF TURNAROUND TIME IS NOT INDICATED, AES WILL PROCEED WITH STANDARD TAT OF SAMPLES.
SAMPLES ARE DISPOSED 30 DAYS AFTER REPORT COMPLETION UNLESS OTHER ARRANGEMENTS ARE MADE.

MATRIX CODES A = Air GW = Groundwater SE = Sediment SO = Soil SW = Surface Water W = Water (Blanks) DW = Drinking Water (Blanks) O = Other (specify) WW = Waste Water

PRESERVATIVE CODES H+I = Hydrochloric acid + ice I = Ice only N = Nitric acid S+I = Sulfuric acid + ice S/M+I = Sodium Bisulfate/Methanol + ice O = Other (specify) NA = None

White Copy - Original; Yellow Copy - Client

Analytical Environmental Services, Inc Date: 1-Jul-16

Client:	EarthCon Consultants, Inc.	**Client Sample ID:**	ASW-UPSTREAM
Project Name:	AMC Dalton	**Collection Date:**	6/27/2016 4:25:00 PM
Lab ID:	1606R71-001	**Matrix:**	Surface Water

Analyses	Result	Qual	MDL	Reporting Limit	Units	BatchID	DF	Date Analyzed	Analyst
TCL VOLATILE ORGANICS SW8260B				(SW5030B)					
1,1,1-Trichloroethane	BRL		0.00025	0.005	mg/L	226216	1	06/30/2016 01:18	CH
1,1-Dichloroethane	BRL		0.00025	0.005	mg/L	226216	1	06/30/2016 01:18	CH
1,1-Dichloroethene	BRL		0.00036	0.005	mg/L	226216	1	06/30/2016 01:18	CH
1,2-Dichloroethane	BRL		0.00024	0.005	mg/L	226216	1	06/30/2016 01:18	CH
cis-1,2-Dichloroethene	BRL		0.00027	0.005	mg/L	226216	1	06/30/2016 01:18	CH
Tetrachloroethene	BRL		0.00029	0.005	mg/L	226216	1	06/30/2016 01:18	CH
trans-1,2-Dichloroethene	BRL		0.00022	0.005	mg/L	226216	1	06/30/2016 01:18	CH
Trichloroethene	BRL		0.00035	0.005	mg/L	226216	1	06/30/2016 01:18	CH
Vinyl chloride	BRL		0.00042	0.002	mg/L	226216	1	06/30/2016 01:18	CH
Surr: 4-Bromofluorobenzene	75.5		0	70.7-125	%REC	226216	1	06/30/2016 01:18	CH
Surr: Dibromofluoromethane	105		0	82.2-120	%REC	226216	1	06/30/2016 01:18	CH
Surr: Toluene-d8	100		0	81.8-120	%REC	226216	1	06/30/2016 01:18	CH

Qualifiers:

- * Value exceeds maximum contaminant level
- BRL Not detected at MDL
- H Holding times for preparation or analysis exceeded
- N Analyte not NELAC certified
- B Analyte detected in the associated method blank
- NC Not confirmed
- E Estimated value above quantitation range
- S Spike Recovery outside limits due to matrix
- J Estimated value detected below Reporting Limit
- > Greater than Result value
- < Less than Result value
- Narr See case narrative

Analytical Environmental Services, Inc.

Sample/Cooler Receipt Checklist

Client Earthcon Work Order Number 1606R71

Checklist completed by [signature] 6-28-16
Signature Date

Carrier name: FedEx __ UPS __ Courier ✓ Client __ US Mail __ Other _____

Shipping container/cooler in good condition? Yes ✓ No __ Not Present __

Custody seals intact on shipping container/cooler? Yes __ No __ Not Present ✓

Custody seals intact on sample bottles? Yes __ No __ Not Present ✓

Container/Temp Blank temperature in compliance? (0°≤6°C)* Yes ✓ No __

Cooler #1 2.2 Cooler #2 _____ Cooler #3 _____ Cooler #4 _____ Cooler#5 _____ Cooler #6 _____

Chain of custody present? Yes ✓ No __

Chain of custody signed when relinquished and received? Yes ✓ No __

Chain of custody agrees with sample labels? Yes ✓ No __

Samples in proper container bottle? Yes ✓ No __

Sample containers intact? Yes ✓ No __

Sufficient sample volume for indicated test? Yes ✓ No __

All samples received within holding time? Yes ✓ No __

Was TAT marked on the COC? Yes ✓ No __

Proceed with Standard TAT as per project history? Yes __ No __ Not Applicable ✓

Water - VOA vials have zero headspace? No VOA vials submitted __ Yes ✓ No __

Water - pH acceptable upon receipt? Yes ✓ No __ Not Applicable __

Adjusted? _____ Checked by _____

Sample Condition: Good ✓ Other(Explain) _____

(For diffusive samples or ATLA lead) Is a known blank included? Yes __ No ✓

See Case Narrative for resolution of the Non-Conformance.

Analytical Environmental Services, Inc

Date: 1-Jul-16

Client:	EarthCon Consultants, Inc.
Project Name:	AMC Dalton
Lab Order:	1606R71

Dates Report

Lab Sample ID	Client Sample ID	Collection Date	Matrix	Test Name	TCLP Date	Prep Date	Analysis Date
1606R71-001A	ASW-UPSTREAM	6/27/2016 4:25:00PM	Surface Water	TCL VOLATILE ORGANICS		6/29/2016 12:03:00 PM	06/30/2016

Client: EarthCon Consultants, Inc.
Project Name: AMC Dalton
Workorder: 1606R71

ANALYTICAL QC SUMMARY REPORT

BatchID: 226216

Sample ID: **MB-226216** Client ID:
SampleType: **MBLK** TestCode: **TCL VOLATILE ORGANICS SW8260B**
Units: **mg/L** BatchID: **226216**
Prep Date: **06/29/2016** Analysis Date: **06/29/2016**
Run No: **320002** Seq No: **6907750**

Analyte	Result	RPT Limit	SPK value	SPK Ref Val	%REC	Low Limit	High Limit	RPD Ref Val	%RPD	RPD Limit	Qual
1,1,1-Trichloroethane	BRL	0.005									
1,1-Dichloroethane	BRL	0.005									
1,1-Dichloroethene	BRL	0.005									
1,2-Dichloroethane	BRL	0.005									
cis-1,2-Dichloroethene	BRL	0.005									
Tetrachloroethene	BRL	0.005									
trans-1,2-Dichloroethene	BRL	0.005									
Trichloroethene	BRL	0.005									
Vinyl chloride	BRL	0.002									
Surr: 4-Bromofluorobenzene	0.03951	0	50.00		79.0	70.7	125				
Surr: Dibromofluoromethane	0.05294	0	50.00		106	82.2	120				
Surr: Toluene-d8	0.05182	0	50.00		104	81.8	120				

Sample ID: **LCS-226216** Client ID:
SampleType: **LCS** TestCode: **TCL VOLATILE ORGANICS SW8260B**
Units: **mg/L** BatchID: **226216**
Prep Date: **06/29/2016** Analysis Date: **06/29/2016**
Run No: **320002** Seq No: **6907749**

Analyte	Result	RPT Limit	SPK value	SPK Ref Val	%REC	Low Limit	High Limit	RPD Ref Val	%RPD	RPD Limit	Qual
1,1-Dichloroethene	0.05060	0.005	50.00		101	65.3	137				
Trichloroethene	0.05024	0.005	50.00		100	73.1	128				
Surr: 4-Bromofluorobenzene	0.03983	0	50.00		79.7	70.7	125				
Surr: Dibromofluoromethane	0.04759	0	50.00		95.2	82.2	120				
Surr: Toluene-d8	0.04843	0	50.00		96.9	81.8	120				

Sample ID: **1606Q78-001AMS** Client ID:
SampleType: **MS** TestCode: **TCL VOLATILE ORGANICS SW8260B**
Units: **mg/L** BatchID: **226216**
Prep Date: **06/29/2016** Analysis Date: **06/29/2016**
Run No: **320002** Seq No: **6908365**

Analyte	Result	RPT Limit	SPK value	SPK Ref Val	%REC	Low Limit	High Limit	RPD Ref Val	%RPD	RPD Limit	Qual
1,1-Dichloroethene	0.05678	0.005	50.00		114	60	150				

Qualifiers:

>	Greater than Result value	<	Less than Result value	B	Analyte detected in the associated method blank
BRL	Below reporting limit	E	Estimated (value above quantitation range)	H	Holding times for preparation or analysis exceeded
J	Estimated value detected below Reporting Limit	N	Analyte not NELAC certified	R	RPD outside limits due to matrix
Rpt Lim	Reporting Limit	S	Spike Recovery outside limits due to matrix		

Client: EarthCon Consultants, Inc.
Project Name: AMC Dalton
Workorder: 1606R71

ANALYTICAL QC SUMMARY REPORT

BatchID: 226216

Sample ID: 1606Q78-001AMS	Client ID:		Units: mg/L	Prep Date: 06/29/2016	Run No: 320002
SampleType: MS	TestCode: TCL VOLATILE ORGANICS SW8260B		BatchID: 226216	Analysis Date: 06/29/2016	Seq No: 6908365

Analyte	Result	RPT Limit	SPK value	SPK Ref Val	%REC	Low Limit	High Limit	RPD Ref Val	%RPD	RPD Limit	Qual
Trichloroethene	0.05557	0.005	50.00		111	70	136				
Surr: 4-Bromofluorobenzene	0.03696	0	50.00		73.9	70.7	125				
Surr: Dibromofluoromethane	0.05360	0	50.00		107	82.2	120				
Surr: Toluene-d8	0.05060	0	50.00		101	81.8	120				

Sample ID: 1606Q78-001AMSD	Client ID:		Units: mg/L	Prep Date: 06/29/2016	Run No: 320002
SampleType: MSD	TestCode: TCL VOLATILE ORGANICS SW8260B		BatchID: 226216	Analysis Date: 06/29/2016	Seq No: 6908366

Analyte	Result	RPT Limit	SPK value	SPK Ref Val	%REC	Low Limit	High Limit	RPD Ref Val	%RPD	RPD Limit	Qual
1,1-Dichloroethene	0.05315	0.005	50.00		106	60	150	56.78	6.60	17.7	
Trichloroethene	0.05098	0.005	50.00		102	70	136	55.57	8.62	20	
Surr: 4-Bromofluorobenzene	0.03764	0	50.00		75.3	70.7	125	36.96	0	0	
Surr: Dibromofluoromethane	0.05216	0	50.00		104	82.2	120	53.60	0	0	
Surr: Toluene-d8	0.05032	0	50.00		101	81.8	120	50.60	0	0	

Qualifiers:

>	Greater than Result value	<	Less than Result value	B	Analyte detected in the associated method blank
BRL	Below reporting limit	E	Estimated (value above quantitation range)	H	Holding times for preparation or analysis exceeded
J	Estimated value detected below Reporting Limit	N	Analyte not NELAC certified	R	RPD outside limits due to matrix
Rpt Lim	Reporting Limit	S	Spike Recovery outside limits due to matrix		

AES

ANALYTICAL ENVIRONMENTAL SERVICES, INC.

July 06, 2016

Danielle Edwards
EarthCon Consultants, Inc.
1880 West Oak Parkway
Marietta GA 30062

TEL: (770) 973-2100
FAX: (770) 973-7395

RE: AMC Dalton

Dear Danielle Edwards: Order No: 1606P98

Analytical Environmental Services, Inc. received 2 samples on 6/25/2016 10:45:00 AM for the analyses presented in following report.

No problems were encountered during the analyses. Additionally, all results for the associated Quality Control samples were within EPA and/or AES established limits. Any discrepancies associated with the analyses contained herein will be noted and submitted in the form of a project Case Narrative.
AES's accreditations are as follows:
-NELAC/Florida State Laboratory ID E87582 for analysis of Non-Potable Water, Solid & Chemical Materials, and Drinking Water Microbiology, effective 07/01/16-06/30/17.
-NELAC/Louisiana Agency Interest No. 100818 for or analysis of Non-Potable Water and Solid & Chemical Materials, effective 07/01/16-06/30/17.
-NELAC/Texas Certificate No. T104704509-16-6 for or analysis of Non-Potable Water and Solid & Chemical Materials, effective 03/01/16-02/28/17.
-AIHA-LAP, LLC Laboratory ID: 100671 for Industrial Hygiene samples (Organics, Metals, PCM Asbestos, Gravimetric), Environmental Lead (Paint, Soil, Dust Wipes, Air), and Environmental Microbiology (Fungal) Direct Examination, effective until 09/01/17.

Chris Pafford
Project Manager

ANALYTICAL ENVIRONMENTAL SERVICES, INC
3785 Presidential Parkway, Atlanta GA 30340-3704
TEL.: (770) 457-8177 / TOLL-FREE (800) 972-4889 / FAX: (770) 457-8188

CHAIN OF CUSTODY

Work Order: 1606P98

Date: 6/24/16 Page 1 of 1

COMPANY: EarthCon Consultants

ADDRESS: 1880 W Oak Parkway Bldg 100, Ste 106 Marietta, GA 30062

PHONE: 770-973-2100

FAX: 770-973-7395

SAMPLED BY: Keaton Henry

SIGNATURE:

ANALYSIS REQUESTED

Visit our website www.aesatlanta.com to check on the status of your results, place bottle orders, etc.

#	SAMPLE ID	SAMPLED DATE	SAMPLED TIME	Grab	Composite	Matrix (See codes)	VOCs	1,4 Dioxane	GC Analysis	Alkalinity SM2320B/Dan	TOC SM5310B	Sulfide SM4500-S2-F							REMARKS	No # of Containers
1	MW-23	6/24/16	9:25	X		GW	2	2	2	1	1	1							KKT	9
2																				
3																				
4																				
5																				
6																				
7																				
8																				
9																				
10																				
11																				
12																				
13																				
14																				

PRESERVATION (See codes)

RELINQUISHED BY	DATE/TIME	RECEIVED BY	DATE/TIME
1: [signature]	20104	1: [signature]	6/24/16 20104
2: [signature]	6/25/16 10:45	2: [signature]	6/25/16 10:45AM
3:		3:	

PROJECT INFORMATION

PROJECT NAME: AMC Dalton

PROJECT #: 02.20140392.16

SITE ADDRESS:

SEND REPORT TO: Danielle Edwards

INVOICE TO: (IF DIFFERENT FROM ABOVE)

QUOTE #: PO#:

RECEIPT

Total # of Containers: 9

Turnaround Time Request
- (●) Standard 5 Business Days
- ( ) 2 Business Day Rush
- ( ) Next Business Day Rush
- ( ) Same Day Rush (auth req.)
- ( ) Other

STATE PROGRAM (if any):
E-mail? Y / N; Fax? Y / N
DATA PACKAGE: I II III IV

SPECIAL INSTRUCTIONS/COMMENTS: Nitrates - 48 hour hold

SHIPMENT METHOD
OUT / / VIA:
IN / / VIA:
(CLIENT) FedEx UPS MAIL COURIER GREYHOUND OTHER Dropoff

SAMPLES RECEIVED AFTER 3PM OR SATURDAY ARE CONSIDERED AS RECEIVED ON THE NEXT BUSINESS DAY; IF NO TAT IS MARKED ON COC AES WILL PROCEED AS STANDARD TAT.
SAMPLES ARE DISPOSED OF 30 DAYS AFTER COMPLETION OF REPORT UNLESS OTHER ARRANGEMENTS ARE MADE.

MATRIX CODES: A = Air GW = Groundwater SE = Sediment SO = Soil SW = Surface Water W = Water (Blanks) O = Other (specify)

PRESERVATIVE CODES: H+I = Hydrochloric acid + ice I = Ice only N = Nitric acid S+I = Sulfuric acid + ice S/M+I = Sodium Bisulfate/Methanol + ice O = Other (specify) NA = None

White Copy - Original; Yellow Copy - Client

Analytical Environmental Services, Inc

Date: 6-Jul-16

Client: EarthCon Consultants, Inc.
Project: AMC Dalton
Lab ID: 1606P98

Case Narrative

Sample Receiving Non-conformance:

A Trip Blank was provided but not listed on the Chain of Custody. Trip blank analyzed at no cost to the client.

GC Analysis, Sulfide, TOC, Nitrate, and Alkalinity were listed on the Chain of Custody for sample "MW-23", but bottles were not present for these analyses. Per Danielle Edwards via email 6/27/2016 3:27pm, only VOCs including 1,4-Dioxane were required.

Analytical Environmental Services, Inc **Date:** 6-Jul-16

Client:	EarthCon Consultants, Inc.	**Client Sample ID:**	MW-23
Project Name:	AMC Dalton	**Collection Date:**	6/24/2016 9:25:00 AM
Lab ID:	1606P98-001	**Matrix:**	Groundwater

Analyses	Result	Qual	MDL	Reporting Limit	Units	BatchID	DF	Date Analyzed	Analyst
TCL VOLATILE ORGANICS SW8260B				(SW5030B)					
1,1,1-Trichloroethane	0.006		0.00025	0.005	mg/L	226265	1	06/30/2016 00:15	NH
1,1-Dichloroethane	0.001	J	0.00025	0.005	mg/L	226265	1	06/30/2016 00:15	NH
1,1-Dichloroethene	0.009		0.00036	0.005	mg/L	226265	1	06/30/2016 00:15	NH
1,2-Dichloroethane	BRL		0.00024	0.005	mg/L	226265	1	06/30/2016 00:15	NH
cis-1,2-Dichloroethene	0.048		0.00027	0.005	mg/L	226265	1	06/30/2016 00:15	NH
Tetrachloroethene	0.098		0.00029	0.005	mg/L	226265	1	06/30/2016 00:15	NH
trans-1,2-Dichloroethene	0.001	J	0.00022	0.005	mg/L	226265	1	06/30/2016 00:15	NH
Trichloroethene	0.081		0.00035	0.005	mg/L	226265	1	06/30/2016 00:15	NH
Vinyl chloride	BRL		0.00042	0.002	mg/L	226265	1	06/30/2016 00:15	NH
Surr: 4-Bromofluorobenzene	93.3		0	70.7-125	%REC	226265	1	06/30/2016 00:15	NH
Surr: Dibromofluoromethane	115		0	82.2-120	%REC	226265	1	06/30/2016 00:15	NH
Surr: Toluene-d8	102		0	81.8-120	%REC	226265	1	06/30/2016 00:15	NH
1,4-Dioxane by SIM GC/MS SW8260B-SIM				(SW5030B)					
1,4-Dioxane	0.014		0.00090	0.0020	mg/L	226198	1	06/29/2016 05:55	NH
Surr: 4-Bromofluorobenzene	97.7		0	83.1-115	%REC	226198	1	06/29/2016 05:55	NH
Surr: Dibromofluoromethane	102		0	80.6-123	%REC	226198	1	06/29/2016 05:55	NH
Surr: Toluene-d8	99.3		0	85-115	%REC	226198	1	06/29/2016 05:55	NH

Qualifiers:

- * Value exceeds maximum contaminant level
- BRL Not detected at MDL
- H Holding times for preparation or analysis exceeded
- N Analyte not NELAC certified
- B Analyte detected in the associated method blank
- NC Not confirmed
- E Estimated value above quantitation range
- S Spike Recovery outside limits due to matrix
- J Estimated value detected below Reporting Limit
- > Greater than Result value
- < Less than Result value
- Narr See case narrative

Analytical Environmental Services, Inc **Date:** 6-Jul-16

Client:	EarthCon Consultants, Inc.	**Client Sample ID:**	TRIP BLANK
Project Name:	AMC Dalton	**Collection Date:**	6/25/2016
Lab ID:	1606P98-002	**Matrix:**	Aqueous

Analyses	Result	Qual	MDL	Reporting Limit	Units	BatchID	DF	Date Analyzed	Analyst
TCL VOLATILE ORGANICS SW8260B				(SW5030B)					
1,1,1-Trichloroethane	BRL		0 00025	0 005	mg/L	226131	1	06/28/2016 14 02	NII
1,1-Dichloroethane	BRL		0 00025	0 005	mg/L	226131	1	06/28/2016 14 02	NII
1,1-Dichloroethene	BRL		0 00036	0 005	mg/L	226131	1	06/28/2016 14 02	NII
1,2-Dichloroethane	BRL		0 00024	0 005	mg/L	226131	1	06/28/2016 14 02	NII
cis-1,2-Dichloroethene	BRL		0 00027	0 005	mg/L	226131	1	06/28/2016 14 02	NII
Tetrachloroethene	BRL		0 00029	0 005	mg/L	226131	1	06/28/2016 14 02	NII
trans-1,2-Dichloroethene	BRL		0 00022	0 005	mg/L	226131	1	06/28/2016 14 02	NII
Trichloroethene	BRL		0 00035	0 005	mg/L	226131	1	06/28/2016 14 02	NII
Vinyl chloride	BRL		0 00042	0 002	mg/L	226131	1	06/28/2016 14 02	NII
Surr: 4-Bromofluorobenzene	93 5		0	70 7-125	%REC	226131	1	06/28/2016 14 02	NII
Surr: Dibromofluoromethane	111		0	82 2-120	%REC	226131	1	06/28/2016 14 02	NII
Surr: Toluene-d8	102		0	81 8-120	%REC	226131	1	06/28/2016 14 02	NII

Qualifiers:

*	Value exceeds maximum contaminant level	E	Estimated value above quantitation range
BRL	Not detected at MDL	S	Spike Recovery outside limits due to matrix
H	Holding times for preparation or analysis exceeded	J	Estimated value detected below Reporting Limit
N	Analyte not NELAC certified	>	Greater than Result value
B	Analyte detected in the associated method blank	<	Less than Result value
NC	Not confirmed	Narr	See case narrative

Analytical Environmental Services, Inc.

Sample/Cooler Receipt Checklist

Client EarthCon Work Order Number 1606P98

Checklist completed by _____ 6/25/16
Signature Date

Carrier name: FedEx __ UPS __ Courier __ Client ✓ US Mail __ Other _____

Shipping container/cooler in good condition? Yes ✓ No __ Not Present __

Custody seals intact on shipping container/cooler? Yes __ No __ Not Present ✓

Custody seals intact on sample bottles? Yes __ No __ Not Present ✓

Container/Temp Blank temperature in compliance? (0°≤6°C)* Yes ✓ No __

Cooler #1 0.7 Cooler #2 _____ Cooler #3 _____ Cooler #4 _____ Cooler#5 _____ Cooler #6 _____

Chain of custody present? Yes ✓ No __

Chain of custody signed when relinquished and received? Yes ✓ No __

Chain of custody agrees with sample labels? Yes __ No ✓

Samples in proper container/bottle? Yes ✓ No __

Sample containers intact? Yes ✓ No __

Sufficient sample volume for indicated test? Yes ✓ No __

All samples received within holding time? Yes ✓ No __

Was TAT marked on the COC? Yes ✓ No __

Proceed with Standard TAT as per project history? Yes __ No __ Not Applicable ✓

Water - VOA vials have zero headspace? No VOA vials submitted __ Yes ✓ No __

Water - pH acceptable upon receipt? Yes ✓ No __ Not Applicable __

Adjusted? _____ Checked by _____

Sample Condition: Good ✓ Other(Explain) _____

(For diffusive samples or AIHA lead) Is a known blank included? Yes __ No ✓

See Case Narrative for resolution of the Non-Conformance.

* Samples do not have to comply with the given range for certain parameters.

\\Aes_server\I\Sample Receipt\My Documents\COCs and pH Adjustment Sheet\Sample_Cooler_Recipt_Checklist_Rev1.rtf

Client: EarthCon Consultants, Inc.
Project Name: AMC Dalton
Lab Order: 1606P98

Dates Report

Lab Sample ID	Client Sample ID	Collection Date	Matrix	Test Name	TCLP Date	Prep Date	Analysis Date
1606P98-001A	MW-23	6/24/2016 9:25:00AM	Groundwater	Volatile Organic Compounds by GC/MS		6/28/2016 10:34:00 PM	06/29/2016
1606P98-001A	MW-23	6/24/2016 9:25:00AM	Groundwater	TCL VOLATILE ORGANICS		6/29/2016 5:11:00 PM	06/30/2016
1606P98-002A	TRIP BLANK	6/25/2016 12:00:00AM	Aqueous	TCL VOLATILE ORGANICS		6/28/2016 11:13:00 AM	06/28/2016

Client: EarthCon Consultants, Inc.
Project Name: AMC Dalton
Workorder: 1606P98

ANALYTICAL QC SUMMARY REPORT

BatchID: 226131

Sample ID: MB-226131	Client ID:		Units: mg/L	Prep Date: 06/28/2016	Run No: 319866
SampleType: MBLK	TestCode: TCL VOLATILE ORGANICS SW8260B		BatchID: 226131	Analysis Date: 06/28/2016	Seq No: 6906028

Analyte	Result	RPT Limit	SPK value	SPK Ref Val	%REC	Low Limit	High Limit	RPD Ref Val	%RPD	RPD Limit	Qual
1,1,1-Trichloroethane	BRL	0.005									
1,1-Dichloroethane	BRL	0.005									
1,1-Dichloroethene	BRL	0.005									
1,2-Dichloroethane	BRL	0.005									
cis-1,2-Dichloroethene	BRL	0.005									
Tetrachloroethene	BRL	0.005									
trans-1,2-Dichloroethene	BRL	0.005									
Trichloroethene	BRL	0.005									
Vinyl chloride	BRL	0.002									
Surr: 4-Bromofluorobenzene	0.04821	0	50.00		96.4	70.7	125				
Surr: Dibromofluoromethane	0.05377	0	50.00		108	82.2	120				
Surr: Toluene-d8	0.05061	0	50.00		101	81.8	120				

Sample ID: LCS-226131	Client ID:		Units: mg/L	Prep Date: 06/28/2016	Run No: 319866
SampleType: LCS	TestCode: TCL VOLATILE ORGANICS SW8260B		BatchID: 226131	Analysis Date: 06/28/2016	Seq No: 6906029

Analyte	Result	RPT Limit	SPK value	SPK Ref Val	%REC	Low Limit	High Limit	RPD Ref Val	%RPD	RPD Limit	Qual
1,1-Dichloroethene	0.05722	0.005	50.00		114	65.3	137				
Trichloroethene	0.04562	0.005	50.00		91.2	73.1	128				
Surr: 4-Bromofluorobenzene	0.04731	0	50.00		94.6	70.7	125				
Surr: Dibromofluoromethane	0.05128	0	50.00		103	82.2	120				
Surr: Toluene-d8	0.04959	0	50.00		99.2	81.8	120				

Sample ID: 1606N61-001AMS	Client ID:		Units: mg/L	Prep Date: 06/28/2016	Run No: 319866
SampleType: MS	TestCode: TCL VOLATILE ORGANICS SW8260B		BatchID: 226131	Analysis Date: 06/28/2016	Seq No: 6906037

Analyte	Result	RPT Limit	SPK value	SPK Ref Val	%REC	Low Limit	High Limit	RPD Ref Val	%RPD	RPD Limit	Qual
1,1-Dichloroethene	0.06941	0.005	50.00		139	60	150				

Qualifiers:

>	Greater than Result value	<	Less than Result value	B	Analyte detected in the associated method blank
BRL	Below reporting limit	E	Estimated (value above quantitation range)	H	Holding times for preparation or analysis exceeded
J	Estimated value detected below Reporting Limit	N	Analyte not NELAC certified	R	RPD outside limits due to matrix
Rpt Lim	Reporting Limit	S	Spike Recovery outside limits due to matrix		

Client: EarthCon Consultants, Inc.
Project Name: AMC Dalton
Workorder: 1606P98

ANALYTICAL QC SUMMARY REPORT

BatchID: 226131

Sample ID: 1606N61-001AMS	Client ID:		Units: mg/L	Prep Date: 06/28/2016	Run No: 319866
SampleType: MS	TestCode: TCL VOLATILE ORGANICS SW8260B		BatchID: 226131	Analysis Date: 06/28/2016	Seq No: 6906037

Analyte	Result	RPT Limit	SPK value	SPK Ref Val	%REC	Low Limit	High Limit	RPD Ref Val	%RPD	RPD Limit	Qual
Trichloroethene	0.05388	0.005	50.00		108	70	136				
Surr: 4-Bromofluorobenzene	0.04763	0	50.00		95.3	70.7	125				
Surr: Dibromofluoromethane	0.05230	0	50.00		105	82.2	120				
Surr: Toluene-d8	0.04992	0	50.00		99.8	81.8	120				

Sample ID: 1606N61-001AMSD	Client ID:		Units: mg/L	Prep Date: 06/28/2016	Run No: 319866
SampleType: MSD	TestCode: TCL VOLATILE ORGANICS SW8260B		BatchID: 226131	Analysis Date: 06/28/2016	Seq No: 6906038

Analyte	Result	RPT Limit	SPK value	SPK Ref Val	%REC	Low Limit	High Limit	RPD Ref Val	%RPD	RPD Limit	Qual
1,1-Dichloroethene	0.06434	0.005	50.00		129	60	150	69.41	7.58	17.7	
Trichloroethene	0.05165	0.005	50.00		103	70	136	53.88	4.23	20	
Surr: 4-Bromofluorobenzene	0.04617	0	50.00		92.3	70.7	125	47.63	0	0	
Surr: Dibromofluoromethane	0.05320	0	50.00		106	82.2	120	52.30	0	0	
Surr: Toluene-d8	0.04962	0	50.00		99.2	81.8	120	49.92	0	0	

Qualifiers:

>	Greater than Result value	<	Less than Result value	B	Analyte detected in the associated method blank
BRL	Below reporting limit	E	Estimated (value above quantitation range)	H	Holding times for preparation or analysis exceeded
J	Estimated value detected below Reporting Limit	N	Analyte not NELAC certified	R	RPD outside limits due to matrix
Rpt Lim	Reporting Limit	S	Spike Recovery outside limits due to matrix		

Client: EarthCon Consultants, Inc.
Project Name: AMC Dalton
Workorder: 1606P98

ANALYTICAL QC SUMMARY REPORT

BatchID: 226198

Sample ID: MB-226198	Client ID:		Units: mg/L	Prep Date: 06/28/2016	Run No: 319958
SampleType: MBLK	TestCode: 1,4-Dioxane by SIM GC/MS SW8260B-SIM		BatchID: 226198	Analysis Date: 06/28/2016	Seq No: 6906724

Analyte	Result	RPT Limit	SPK value	SPK Ref Val	%REC	Low Limit	High Limit	RPD Ref Val	%RPD	RPD Limit	Qual
1,4-Dioxane	BRL	0.0050									
Surr: 4-Bromofluorobenzene	0.05061	0	50.00		101	83.1	115				
Surr: Dibromofluoromethane	0.05039	0	50.00		101	80.6	123				
Surr: Toluene-d8	0.04935	0	50.00		98.7	85	115				

Sample ID: LCS-226198	Client ID:		Units: mg/L	Prep Date: 06/28/2016	Run No: 319958
SampleType: LCS	TestCode: 1,4-Dioxane by SIM GC/MS SW8260B-SIM		BatchID: 226198	Analysis Date: 06/28/2016	Seq No: 6906722

Analyte	Result	RPT Limit	SPK value	SPK Ref Val	%REC	Low Limit	High Limit	RPD Ref Val	%RPD	RPD Limit	Qual
1,4-Dioxane	0.01091	0.0050	10.00		109	68.2	133				
Surr: 4-Bromofluorobenzene	0.05003	0	50.00		100	83.1	115				
Surr: Dibromofluoromethane	0.05034	0	50.00		101	80.6	123				
Surr: Toluene-d8	0.04919	0	50.00		98.4	85	115				

Sample ID: 1606R70-002AMS	Client ID:		Units: mg/L	Prep Date: 06/28/2016	Run No: 319999
SampleType: MS	TestCode: 1,4-Dioxane by SIM GC/MS SW8260B-SIM		BatchID: 226198	Analysis Date: 06/29/2016	Seq No: 6909417

Analyte	Result	RPT Limit	SPK value	SPK Ref Val	%REC	Low Limit	High Limit	RPD Ref Val	%RPD	RPD Limit	Qual
1,4-Dioxane	0.2934	0.10	200.0	71.60	111	53	135				
Surr: 4-Bromofluorobenzene	0.9724	0	1000		97.2	83.1	115				
Surr: Dibromofluoromethane	1.034	0	1000		103	80.6	123				
Surr: Toluene-d8	0.9406	0	1000		94.1	85	115				

Sample ID: 1606R70-002AMSD	Client ID:		Units: mg/L	Prep Date: 06/28/2016	Run No: 319999
SampleType: MSD	TestCode: 1,4-Dioxane by SIM GC/MS SW8260B-SIM		BatchID: 226198	Analysis Date: 06/29/2016	Seq No: 6909418

Analyte	Result	RPT Limit	SPK value	SPK Ref Val	%REC	Low Limit	High Limit	RPD Ref Val	%RPD	RPD Limit	Qual
1,4-Dioxane	0.3196	0.10	200.0	71.60	124	53	135	293.4	8.55	34.4	

Qualifiers:

>	Greater than Result value	<	Less than Result value	B	Analyte detected in the associated method blank
BRL	Below reporting limit	E	Estimated (value above quantitation range)	H	Holding times for preparation or analysis exceeded
J	Estimated value detected below Reporting Limit	N	Analyte not NELAC certified	R	RPD outside limits due to matrix
Rpt Lim	Reporting Limit	S	Spike Recovery outside limits due to matrix		

Client: EarthCon Consultants, Inc.
Project Name: AMC Dalton
Workorder: 1606P98

ANALYTICAL QC SUMMARY REPORT

BatchID: 226198

Sample ID: 1606R70-002AMSD Client ID:
SampleType: MSD TestCode: 1,4-Dioxane by SIM GC/MS SW8260B-SIM
Units: mg/L Prep Date: 06/28/2016 Run No: 319999
BatchID: 226198 Analysis Date: 06/29/2016 Seq No: 6909418

Analyte	Result	RPT Limit	SPK value	SPK Ref Val	%REC	Low Limit	High Limit	RPD Ref Val	%RPD	RPD Limit	Qual
Surr: 4-Bromofluorobenzene	0.9750	0	1000		97.5	83.1	115	972.4	0	0	
Surr: Dibromofluoromethane	1.048	0	1000		105	80.6	123	1034	0	0	
Surr: Toluene-d8	0.9624	0	1000		96.2	85	115	940.6	0	0	

Qualifiers:

>	Greater than Result value	<	Less than Result value	B	Analyte detected in the associated method blank
BRL	Below reporting limit	E	Estimated (value above quantitation range)	H	Holding times for preparation or analysis exceeded
J	Estimated value detected below Reporting Limit	N	Analyte not NELAC certified	R	RPD outside limits due to matrix
Rpt Lim	Reporting Limit	S	Spike Recovery outside limits due to matrix		

Client: EarthCon Consultants, Inc.
Project Name: AMC Dalton
Workorder: 1606P98

ANALYTICAL QC SUMMARY REPORT

BatchID: 226265

Sample ID: MB-226265	Client ID:				Units: mg/L		Prep Date: 06/29/2016		Run No: 320055
SampleType: MBLK	TestCode: TCL VOLATILE ORGANICS SW8260B				BatchID: 226265		Analysis Date: 06/29/2016		Seq No: 6909013
Analyte	Result	RPT Limit	SPK value	SPK Ref Val	%REC	Low Limit	High Limit	RPD Ref Val	%RPD	RPD Limit	Qual
1,1,1-Trichloroethane	BRL	0.005									
1,1-Dichloroethane	BRL	0.005									
1,1-Dichloroethene	BRL	0.005									
1,2-Dichloroethane	BRL	0.005									
cis-1,2-Dichloroethene	BRL	0.005									
Tetrachloroethene	BRL	0.005									
trans-1,2-Dichloroethene	BRL	0.005									
Trichloroethene	BRL	0.005									
Vinyl chloride	BRL	0.002									
Surr: 4-Bromofluorobenzene	0.04671	0	50.00		93.4	70.7	125				
Surr: Dibromofluoromethane	0.05487	0	50.00		110	82.2	120				
Surr: Toluene-d8	0.05074	0	50.00		101	81.8	120				

Sample ID: LCS-226265	Client ID:				Units: mg/L		Prep Date: 06/29/2016		Run No: 320055
SampleType: LCS	TestCode: TCL VOLATILE ORGANICS SW8260B				BatchID: 226265		Analysis Date: 06/29/2016		Seq No: 6909036
Analyte	Result	RPT Limit	SPK value	SPK Ref Val	%REC	Low Limit	High Limit	RPD Ref Val	%RPD	RPD Limit	Qual
1,1-Dichloroethene	0.05001	0.005	50.00		100	65.3	137				
Trichloroethene	0.03990	0.005	50.00		79.8	73.1	128				
Surr: 4-Bromofluorobenzene	0.04619	0	50.00		92.4	70.7	125				
Surr: Dibromofluoromethane	0.05340	0	50.00		107	82.2	120				
Surr: Toluene-d8	0.05073	0	50.00		101	81.8	120				

Sample ID: 1606P98-001AMS	Client ID: MW-23				Units: mg/L		Prep Date: 06/29/2016		Run No: 320055
SampleType: MS	TestCode: TCL VOLATILE ORGANICS SW8260B				BatchID: 226265		Analysis Date: 06/30/2016		Seq No: 6909038
Analyte	Result	RPT Limit	SPK value	SPK Ref Val	%REC	Low Limit	High Limit	RPD Ref Val	%RPD	RPD Limit	Qual
1,1-Dichloroethene	0.07873	0.005	50.00	8.850	140	60	150				

Qualifiers:

>	Greater than Result value	<	Less than Result value	B	Analyte detected in the associated method blank
BRL	Below reporting limit	E	Estimated (value above quantitation range)	H	Holding times for preparation or analysis exceeded
J	Estimated value detected below Reporting Limit	N	Analyte not NELAC certified	R	RPD outside limits due to matrix
Rpt Lim	Reporting Limit	S	Spike Recovery outside limits due to matrix		

Client: EarthCon Consultants, Inc.
Project Name: AMC Dalton
Workorder: 1606P98

ANALYTICAL QC SUMMARY REPORT

BatchID: 226265

Sample ID: 1606P98-001AMS	Client ID: MW-23	Units: mg/L	Prep Date: 06/29/2016	Run No: 320055
SampleType: MS	TestCode: TCL VOLATILE ORGANICS SW8260B	BatchID: 226265	Analysis Date: 06/30/2016	Seq No: 6909038

Analyte	Result	RPT Limit	SPK value	SPK Ref Val	%REC	Low Limit	High Limit	RPD Ref Val	%RPD	RPD Limit	Qual
Trichloroethene	0.1346	0.005	50.00	80.58	108	70	136				
Surr: 4-Bromofluorobenzene	0.04381	0	50.00		87.6	70.7	125				
Surr: Dibromofluoromethane	0.05433	0	50.00		109	82.2	120				
Surr: Toluene-d8	0.04998	0	50.00		100.0	81.8	120				

Sample ID: 1606P98-001AMSD	Client ID: MW-23	Units: mg/L	Prep Date: 06/29/2016	Run No: 320055
SampleType: MSD	TestCode: TCL VOLATILE ORGANICS SW8260B	BatchID: 226265	Analysis Date: 06/30/2016	Seq No: 6909040

Analyte	Result	RPT Limit	SPK value	SPK Ref Val	%REC	Low Limit	High Limit	RPD Ref Val	%RPD	RPD Limit	Qual
1,1-Dichloroethene	0.07817	0.005	50.00	8.850	139	60	150	78.73	0.714	17.7	
Trichloroethene	0.1388	0.005	50.00	80.58	116	70	136	134.6	3.07	20	
Surr: 4-Bromofluorobenzene	0.04622	0	50.00		92.4	70.7	125	43.81	0	0	
Surr: Dibromofluoromethane	0.05539	0	50.00		111	82.2	120	54.33	0	0	
Surr: Toluene-d8	0.05102	0	50.00		102	81.8	120	49.98	0	0	

Qualifiers:

>	Greater than Result value	<	Less than Result value	B	Analyte detected in the associated method blank
BRL	Below reporting limit	E	Estimated (value above quantitation range)	H	Holding times for preparation or analysis exceeded
J	Estimated value detected below Reporting Limit	N	Analyte not NELAC certified	R	RPD outside limits due to matrix
Rpt Lim	Reporting Limit	S	Spike Recovery outside limits due to matrix		

AES

ANALYTICAL ENVIRONMENTAL SERVICES, INC.

July 06, 2016

Danielle Edwards
EarthCon Consultants, Inc.
1880 West Oak Parkway
Marietta GA 30062

TEL: (770) 973-2100
FAX: (770) 973-7395

RE: AMC Dalton

Dear Danielle Edwards: Order No: 1606P99

Analytical Environmental Services, Inc. received 12 samples on June 25, 2016 10:45 am for the analyses presented in following report.

No problems were encountered during the analyses. Additionally, all results for the associated Quality Control samples were within EPA and/or AES established limits. Any discrepancies associated with the analyses contained herein will be noted and submitted in the form of a project Case Narrative.
AES's accreditations are as follows:
-NELAC/Florida State Laboratory ID E87582 for analysis of Non-Potable Water, Solid & Chemical Materials, and Drinking Water Microbiology, effective 07/01/16-06/30/17.
-NELAC/Louisiana Agency Interest No. 100818 for or analysis of Non-Potable Water and Solid & Chemical Materials, effective 07/01/16-06/30/17.
-NELAC/Texas Certificate No. T104704509-16-6 for or analysis of Non-Potable Water and Solid & Chemical Materials, effective 03/01/16-02/28/17.
-AIHA-LAP, LLC Laboratory ID: 100671 for Industrial Hygiene samples (Organics, Metals, PCM Asbestos, Gravimetric), Environmental Lead (Paint, Soil, Dust Wipes, Air), and Environmental Microbiology (Fungal) Direct Examination, effective until 09/01/17.

Chris Pafford
Project Manager

ANALYTICAL ENVIRONMENTAL SERVICES, INC

3080 Presidential Drive, Atlanta GA 30340-3704

AES TEL.: (770) 457-8177 / TOLL-FREE (800) 972-4889 / FAX: (770) 457-8188

CHAIN OF CUSTODY

Work Order: 1606P99

Date: 6/24/16 Page 1 of 1

COMPANY	ADDRESS
Earthcon 1880 West Oak Pkwy Marietta, GA 30062	1880 West Oak Pkwy Bldg 100 Suite 106 Marietta, GA 30062
PHONE: 770-973-2100	FAX:
SAMPLED BY: CWG	SIGNATURE:

#	SAMPLE ID	SAMPLED DATE	SAMPLED TIME	Grab	Composite	Matrix (See codes)	PRESERVATION (See codes) H+I	H+I	ANALYSIS REQUESTED VOC	1,4 Dioxane	REMARKS	No # of Containers
1	AMW-21	06/24/16	0910	✓		GW	2	2			BN	4
2	ARW-3	06/24/16	1040	✓		GW	2	2			BN	4
3	AMW-13	06/24/16	1345	✓		GW	2	2			BN	4
4	Dup 1	06/24/16	—	✓		QA	2				BN	2
5	Dup 2	06/24/16	—	✓		QA	2				BN	2
6	Eqv BK 2 06/24/16	06/24/16	1630	✓		QA	2				MG	2
7	DMW-13	06/24/16	1015	✓		GW	2	2			MG	4
8	IBW Bypass	6/24/16	13:55	✓		SW	2				KH	2
9	ASW-1	6/24/16	17:00	✓		SW	2				KH	2
10	ASW-2	6/24/16	16:40	✓		SW	2				KH	2
11	DUP-3	6/24/16	—	✓		SW	2				KH	2
12	Trip Blank	6/24/16	—			W	2				KH	2
13												
14												

Visit our website www.aesatlanta.com to check on the status of your results, place bottle orders, etc.

RELINQUISHED BY	DATE/TIME	RECEIVED BY	DATE/TIME
1:	10:04	1:	6/24/16 20:04
2:	6/25/16 10:45	2:	6/25/16 10:45AM
3:		3:	

PROJECT INFORMATION

PROJECT NAME: AML Dalton

PROJECT #: 02 2014032 16

SITE ADDRESS:

SEND REPORT TO: Danielle Edwards

INVOICE TO (IF DIFFERENT FROM ABOVE):

QUOTE #: PO#:

RECEIPT

Total # of Containers: 32

Turnaround Time Request

- (●) Standard 5 Business Days
- ( ) 2 Business Day Rush
- ( ) Next Business Day Rush
- ( ) Same Day Rush (auth req.)
- ( ) Other

STATE PROGRAM (if any):

E-mail? Y / N, Fax? Y / N

DATA PACKAGE: I II III IV

SPECIAL INSTRUCTIONS/COMMENTS:

SHIPMENT METHOD

OUT / / VIA

IN / VIA

(CLIENT) FedEx UPS MAIL COURIER

GREYHOUND OTHER

SAMPLES RECEIVED AFTER 3PM OR ON SATURDAY ARE CONSIDERED RECEIVED THE NEXT BUSINESS DAY. IF TURNAROUND TIME IS NOT INDICATED, AES WILL PROCEED WITH STANDARD TAT OF SAMPLES.
SAMPLES ARE DISPOSED 30 DAYS AFTER REPORT COMPLETION UNLESS OTHER ARRANGEMENTS ARE MADE.

MATRIX CODES A = Air GW = Groundwater SE = Sediment SO = Soil SW = Surface Water W = Water (Blanks) DW = Drinking Water (Blanks) O = Other (specify) WW = Waste Water

PRESERVATIVE CODES H+I = Hydrochloric acid + ice I = Ice only N = Nitric acid S+I = Sulfuric acid + ice S/M+I = Sodium Bisulfate/Methanol + ice O = Other (specify) NA = None

White Copy - Original; Yellow Copy - Client

Analytical Environmental Services, Inc **Date:** 6-Jul-16

Client:	EarthCon Consultants, Inc.	**Client Sample ID:**	AMW-21
Project Name:	AMC Dalton	**Collection Date:**	6/24/2016 9:10:00 AM
Lab ID:	1606P99-001	**Matrix:**	Groundwater

Analyses	Result	Qual	MDL	Reporting Limit	Units	BatchID	DF	Date Analyzed	Analyst
TCL VOLATILE ORGANICS SW8260B					(SW5030B)				
1,1,1-Trichloroethane	BRL		0.012	0.25	mg/L	226208	50	06/29/2016 23:27	NH
1,1-Dichloroethane	BRL		0.012	0.25	mg/L	226208	50	06/29/2016 23:27	NH
1,1-Dichloroethene	BRL		0.018	0.25	mg/L	226208	50	06/29/2016 23:27	NH
1,2-Dichloroethane	BRL		0.012	0.25	mg/L	226208	50	06/29/2016 23:27	NH
cis-1,2-Dichloroethene	0.74		0.013	0.25	mg/L	226208	50	06/29/2016 23:27	NH
Tetrachloroethene	19		0.15	2.5	mg/L	226208	500	06/29/2016 11:36	NH
trans-1,2-Dichloroethene	BRL		0.011	0.25	mg/L	226208	50	06/29/2016 23:27	NH
Trichloroethene	0.42		0.018	0.25	mg/L	226208	50	06/29/2016 23:27	NH
Vinyl chloride	BRL		0.021	0.10	mg/L	226208	50	06/29/2016 23:27	NH
Surr: 4-Bromofluorobenzene	89.1		0	70.7-125	%REC	226208	50	06/29/2016 23:27	NH
Surr: 4-Bromofluorobenzene	94.7		0	70.7-125	%REC	226208	500	06/29/2016 11:36	NH
Surr: Dibromofluoromethane	113		0	82.2-120	%REC	226208	50	06/29/2016 23:27	NH
Surr: Dibromofluoromethane	112		0	82.2-120	%REC	226208	500	06/29/2016 11:36	NH
Surr: Toluene-d8	104		0	81.8-120	%REC	226208	50	06/29/2016 23:27	NH
Surr: Toluene-d8	102		0	81.8-120	%REC	226208	500	06/29/2016 11:36	NH
Mercury, Total SW7470A					(SW7470A)				
Mercury	BRL		0.000070	0.00020	mg/L	226186	1	06/29/2016 13:53	JR
1,4-Dioxane by SIM GC/MS SW8260B-SIM					(SW5030B)				
1,4-Dioxane	BRL		0.045	0.10	mg/L	226197	50	06/28/2016 15:32	NH
Surr: 4-Bromofluorobenzene	97.1		0	83.1-115	%REC	226197	50	06/28/2016 15:32	NH
Surr: Dibromofluoromethane	100		0	80.6-123	%REC	226197	50	06/28/2016 15:32	NH
Surr: Toluene-d8	98		0	85-115	%REC	226197	50	06/28/2016 15:32	NH
METALS, TOTAL SW6010D					(SW3010A)				
Arsenic	BRL		0.00660	0.0500	mg/L	226251	1	07/05/2016 17:29	JL
Barium	0.166		0.00160	0.0200	mg/L	226251	1	07/05/2016 17:29	JL
Cadmium	0.0005	J	0.000300	0.0050	mg/L	226251	1	07/05/2016 17:29	JL
Chromium	0.0025	J	0.000600	0.0100	mg/L	226251	1	07/05/2016 17:29	JL
Lead	BRL		0.00250	0.0100	mg/L	226251	1	07/05/2016 17:29	JL
Selenium	BRL		0.00470	0.0200	mg/L	226251	1	07/05/2016 17:29	JL
Silver	BRL		0.000300	0.0100	mg/L	226251	1	07/05/2016 17:29	JL

Qualifiers:

- * Value exceeds maximum contaminant level
- BRL Not detected at MDL
- H Holding times for preparation or analysis exceeded
- N Analyte not NELAC certified
- B Analyte detected in the associated method blank
- NC Not confirmed
- E Estimated value above quantitation range
- S Spike Recovery outside limits due to matrix
- J Estimated value detected below Reporting Limit
- > Greater than Result value
- < Less than Result value
- Narr See case narrative

Analytical Environmental Services, Inc **Date:** 6-Jul-16

Client:	EarthCon Consultants, Inc.	**Client Sample ID:**	ARW-3
Project Name:	AMC Dalton	**Collection Date:**	6/24/2016 10:40:00 AM
Lab ID:	1606P99-002	**Matrix:**	Groundwater

Analyses	Result	Qual	MDL	Reporting Limit	Units	BatchID	DF	Date Analyzed	Analyst
TCL VOLATILE ORGANICS SW8260B				(SW5030B)					
1,1,1-Trichloroethane	BRL		0.012	0.25	mg/L	226208	50	06/29/2016 20:43	NH
1,1-Dichloroethane	BRL		0.012	0.25	mg/L	226208	50	06/29/2016 20:43	NH
1,1-Dichloroethene	BRL		0.018	0.25	mg/L	226208	50	06/29/2016 20:43	NH
1,2-Dichloroethane	BRL		0.012	0.25	mg/L	226208	50	06/29/2016 20:43	NH
cis-1,2-Dichloroethene	0.82		0.013	0.25	mg/L	226208	50	06/29/2016 20:43	NH
Tetrachloroethene	20		0.15	2.5	mg/L	226208	500	06/30/2016 12:38	NH
trans-1,2-Dichloroethene	BRL		0.011	0.25	mg/L	226208	50	06/29/2016 20:43	NH
Trichloroethene	0.47		0.018	0.25	mg/L	226208	50	06/29/2016 20:43	NH
Vinyl chloride	BRL		0.021	0.10	mg/L	226208	50	06/29/2016 20:43	NH
Surr: 4-Bromofluorobenzene	86.1		0	70.7-125	%REC	226208	50	06/29/2016 20:43	NH
Surr: 4-Bromofluorobenzene	92.5		0	70.7-125	%REC	226208	500	06/30/2016 12:38	NH
Surr: Dibromofluoromethane	112		0	82.2-120	%REC	226208	50	06/29/2016 20:43	NH
Surr: Dibromofluoromethane	115		0	82.2-120	%REC	226208	500	06/30/2016 12:38	NH
Surr: Toluene-d8	103		0	81.8-120	%REC	226208	50	06/29/2016 20:43	NH
Surr: Toluene-d8	103		0	81.8-120	%REC	226208	500	06/30/2016 12:38	NH
1,4-Dioxane by SIM GC/MS SW8260B-SIM				(SW5030B)					
1,4-Dioxane	BRL		0.045	0.10	mg/L	226197	50	06/28/2016 17:17	NH
Surr: 4-Bromofluorobenzene	97.1		0	83.1-115	%REC	226197	50	06/28/2016 17:17	NH
Surr: Dibromofluoromethane	101		0	80.6-123	%REC	226197	50	06/28/2016 17:17	NH
Surr: Toluene-d8	98.4		0	85-115	%REC	226197	50	06/28/2016 17:17	NH

Qualifiers:

- * Value exceeds maximum contaminant level
- BRL Not detected at MDL
- H Holding times for preparation or analysis exceeded
- N Analyte not NELAC certified
- B Analyte detected in the associated method blank
- NC Not confirmed
- E Estimated value above quantitation range
- S Spike Recovery outside limits due to matrix
- J Estimated value detected below Reporting Limit
- > Greater than Result value
- < Less than Result value
- Narr See case narrative

Analytical Environmental Services, Inc **Date:** 6-Jul-16

Client:	EarthCon Consultants, Inc.	**Client Sample ID:**	AMW-13
Project Name:	AMC Dalton	**Collection Date:**	6/24/2016 1:45:00 PM
Lab ID:	1606P99-003	**Matrix:**	Groundwater

Analyses	Result	Qual	MDL	Reporting Limit	Units	BatchID	DF	Date Analyzed	Analyst
TCL VOLATILE ORGANICS SW8260B				(SW5030B)					
1,1,1-Trichloroethane	BRL		0.012	0.25	mg/L	226208	50	06/29/2016 23:04	NH
1,1-Dichloroethane	BRL		0.012	0.25	mg/L	226208	50	06/29/2016 23:04	NH
1,1-Dichloroethene	BRL		0.018	0.25	mg/L	226208	50	06/29/2016 23:04	NH
1,2-Dichloroethane	BRL		0.012	0.25	mg/L	226208	50	06/29/2016 23:04	NH
cis-1,2-Dichloroethene	0.61		0.013	0.25	mg/L	226208	50	06/29/2016 23:04	NH
Tetrachloroethene	17		0.15	2.5	mg/L	226208	500	06/29/2016 14:20	NH
trans-1,2-Dichloroethene	BRL		0.011	0.25	mg/L	226208	50	06/29/2016 23:04	NH
Trichloroethene	0.52		0.018	0.25	mg/L	226208	50	06/29/2016 23:04	NH
Vinyl chloride	BRL		0.021	0.10	mg/L	226208	50	06/29/2016 23:04	NH
Surr: 4-Bromofluorobenzene	91.7		0	70.7-125	%REC	226208	50	06/29/2016 23:04	NH
Surr: 4-Bromofluorobenzene	94.3		0	70.7-125	%REC	226208	500	06/29/2016 14:20	NH
Surr: Dibromofluoromethane	112		0	82.2-120	%REC	226208	50	06/29/2016 23:04	NH
Surr: Dibromofluoromethane	112		0	82.2-120	%REC	226208	500	06/29/2016 14:20	NH
Surr: Toluene-d8	101		0	81.8-120	%REC	226208	50	06/29/2016 23:04	NH
Surr: Toluene-d8	102		0	81.8-120	%REC	226208	500	06/29/2016 14:20	NH
1,4-Dioxane by SIM GC/MS SW8260B-SIM				(SW5030B)					
1,4-Dioxane	BRL		0.045	0.10	mg/L	226197	50	06/28/2016 13:47	NH
Surr: 4-Bromofluorobenzene	96.5		0	83.1-115	%REC	226197	50	06/28/2016 13:47	NH
Surr: Dibromofluoromethane	100		0	80.6-123	%REC	226197	50	06/28/2016 13:47	NH
Surr: Toluene-d8	97.9		0	85-115	%REC	226197	50	06/28/2016 13:47	NH

Qualifiers:

- * Value exceeds maximum contaminant level
- BRL Not detected at MDL
- H Holding times for preparation or analysis exceeded
- N Analyte not NELAC certified
- B Analyte detected in the associated method blank
- NC Not confirmed
- E Estimated value above quantitation range
- S Spike Recovery outside limits due to matrix
- J Estimated value detected below Reporting Limit
- > Greater than Result value
- < Less than Result value
- Narr See case narrative

Analytical Environmental Services, Inc **Date:** 6-Jul-16

Client:	EarthCon Consultants, Inc.	**Client Sample ID:**	DUP 1
Project Name:	AMC Dalton	**Collection Date:**	6/24/2016
Lab ID:	1606P99-004	**Matrix:**	Aqueous

Analyses	Result	Qual	MDL	Reporting Limit	Units	BatchID	DF	Date Analyzed	Analyst
TCL VOLATILE ORGANICS SW8260B				(SW5030B)					
1,1,1-Trichloroethane	BRL		0.012	0.25	mg/L	226208	50	06/29/2016 21:06	NH
1,1-Dichloroethane	BRL		0.012	0.25	mg/L	226208	50	06/29/2016 21:06	NH
1,1-Dichloroethene	BRL		0.018	0.25	mg/L	226208	50	06/29/2016 21:06	NH
1,2-Dichloroethane	BRL		0.012	0.25	mg/L	226208	50	06/29/2016 21:06	NH
cis-1,2-Dichloroethene	0.77		0.013	0.25	mg/L	226208	50	06/29/2016 21:06	NH
Tetrachloroethene	19		0.15	2.5	mg/L	226208	500	06/30/2016 13:02	NH
trans-1,2-Dichloroethene	BRL		0.011	0.25	mg/L	226208	50	06/29/2016 21:06	NH
Trichloroethene	0.44		0.018	0.25	mg/L	226208	50	06/29/2016 21:06	NH
Vinyl chloride	BRL		0.021	0.10	mg/L	226208	50	06/29/2016 21:06	NH
Surr: 4-Bromofluorobenzene	86.6		0	70.7-125	%REC	226208	50	06/29/2016 21:06	NH
Surr: 4-Bromofluorobenzene	91.1		0	70.7-125	%REC	226208	500	06/30/2016 13:02	NH
Surr: Dibromofluoromethane	113		0	82.2-120	%REC	226208	50	06/29/2016 21:06	NH
Surr: Dibromofluoromethane	113		0	82.2-120	%REC	226208	500	06/30/2016 13:02	NH
Surr: Toluene-d8	103		0	81.8-120	%REC	226208	50	06/29/2016 21:06	NH
Surr: Toluene-d8	104		0	81.8-120	%REC	226208	500	06/30/2016 13:02	NH

Qualifiers:

*	Value exceeds maximum contaminant level	E	Estimated value above quantitation range
BRL	Not detected at MDL	S	Spike Recovery outside limits due to matrix
H	Holding times for preparation or analysis exceeded	J	Estimated value detected below Reporting Limit
N	Analyte not NELAC certified	>	Greater than Result value
B	Analyte detected in the associated method blank	<	Less than Result value
NC	Not confirmed	Narr	See case narrative

Analytical Environmental Services, Inc **Date:** 6-Jul-16

Client:	EarthCon Consultants, Inc.	**Client Sample ID:**	DUP2
Project Name:	AMC Dalton	**Collection Date:**	6/24/2016
Lab ID:	1606P99-005	**Matrix:**	Aqueous

Analyses	Result	Qual	MDL	Reporting Limit	Units	BatchID	DF	Date Analyzed	Analyst
TCL VOLATILE ORGANICS SW8260B				(SW5030B)					
1,1,1-Trichloroethane	8.7		0.012	0.25	mg/L	226208	50	06/29/2016 21:53	NH
1,1-Dichloroethane	1.3		0.012	0.25	mg/L	226208	50	06/29/2016 21:53	NH
1,1-Dichloroethene	8.9		0.018	0.25	mg/L	226208	50	06/29/2016 21:53	NH
1,2-Dichloroethane	BRL		0.012	0.25	mg/L	226208	50	06/29/2016 21:53	NH
cis-1,2-Dichloroethene	BRL		0.013	0.25	mg/L	226208	50	06/29/2016 21:53	NH
Tetrachloroethene	BRL		0.015	0.25	mg/L	226208	50	06/29/2016 21:53	NH
trans-1,2-Dichloroethene	BRL		0.011	0.25	mg/L	226208	50	06/29/2016 21:53	NH
Trichloroethene	BRL		0.018	0.25	mg/L	226208	50	06/29/2016 21:53	NH
Vinyl chloride	BRL		0.021	0.10	mg/L	226208	50	06/29/2016 21:53	NH
Surr: 4-Bromofluorobenzene	95		0	70.7-125	%REC	226208	50	06/29/2016 21:53	NH
Surr: Dibromofluoromethane	117		0	82.2-120	%REC	226208	50	06/29/2016 21:53	NH
Surr: Toluene-d8	102		0	81.8-120	%REC	226208	50	06/29/2016 21:53	NH

Qualifiers:

- * Value exceeds maximum contaminant level
- BRL Not detected at MDL
- H Holding times for preparation or analysis exceeded
- N Analyte not NELAC certified
- B Analyte detected in the associated method blank
- NC Not confirmed
- E Estimated value above quantitation range
- S Spike Recovery outside limits due to matrix
- J Estimated value detected below Reporting Limit
- > Greater than Result value
- < Less than Result value
- Narr See case narrative

Analytical Environmental Services, Inc **Date:** 6-Jul-16

Client:	EarthCon Consultants, Inc.	**Client Sample ID:**	EQUBK2 06/24/16
Project Name:	AMC Dalton	**Collection Date:**	6/24/2016 4:30:00 PM
Lab ID:	1606P99-006	**Matrix:**	Aqueous

Analyses	Result	Qual	MDL	Reporting Limit	Units	BatchID	DF	Date Analyzed	Analyst
TCL VOLATILE ORGANICS SW8260B				(SW5030B)					
1,1,1-Trichloroethane	BRL		0 00025	0 005	mg/L	226131	1	06/28/2016 15 14	NH
1,1-Dichloroethane	BRL		0 00025	0 005	mg/L	226131	1	06/28/2016 15 14	NH
1,1-Dichloroethene	BRL		0 00036	0 005	mg/L	226131	1	06/28/2016 15 14	NH
1,2-Dichloroethane	BRL		0 00024	0 005	mg/L	226131	1	06/28/2016 15 14	NH
cis-1,2-Dichloroethene	BRL		0 00027	0 005	mg/L	226131	1	06/28/2016 15 14	NH
Tetrachloroethene	BRL		0 00029	0 005	mg/L	226131	1	06/28/2016 15 14	NH
trans-1,2-Dichloroethene	BRL		0 00022	0 005	mg/L	226131	1	06/28/2016 15 14	NH
Trichloroethene	BRL		0 00035	0 005	mg/L	226131	1	06/28/2016 15 14	NH
Vinyl chloride	BRL		0 00042	0 002	mg/L	226131	1	06/28/2016 15 14	NH
Surr: 4-Bromofluorobenzene	95 2		0	70 7-125	%REC	226131	1	06/28/2016 15 14	NH
Surr: Dibromofluoromethane	108		0	82 2-120	%REC	226131	1	06/28/2016 15 14	NH
Surr: Toluene-d8	100		0	81 8-120	%REC	226131	1	06/28/2016 15 14	NH

Qualifiers:

*	Value exceeds maximum contaminant level	E	Estimated value above quantitation range
BRL	Not detected at MDL	S	Spike Recovery outside limits due to matrix
H	Holding times for preparation or analysis exceeded	J	Estimated value detected below Reporting Limit
N	Analyte not NELAC certified	>	Greater than Result value
B	Analyte detected in the associated method blank	<	Less than Result value
NC	Not confirmed	Narr	See case narrative

Analytical Environmental Services, Inc **Date:** 6-Jul-16

Client:	EarthCon Consultants, Inc.	**Client Sample ID:**	DMW-13
Project Name:	AMC Dalton	**Collection Date:**	6/24/2016 10:15:00 AM
Lab ID:	1606P99-007	**Matrix:**	Groundwater

Analyses	Result	Qual	MDL	Reporting Limit	Units	BatchID	DF	Date Analyzed	Analyst
TCL VOLATILE ORGANICS SW8260B				(SW5030B)					
1,1,1-Trichloroethane	0.009		0.00025	0.005	mg/L	226208	1	06/30/2016 12:15	NH
1,1-Dichloroethane	BRL		0.00025	0.005	mg/L	226208	1	06/30/2016 12:15	NH
1,1-Dichloroethene	0.005	J	0.00036	0.005	mg/L	226208	1	06/30/2016 12:15	NH
1,2-Dichloroethane	BRL		0.00024	0.005	mg/L	226208	1	06/30/2016 12:15	NH
cis-1,2-Dichloroethene	0.002	J	0.00027	0.005	mg/L	226208	1	06/30/2016 12:15	NH
Tetrachloroethene	1.3		0.015	0.25	mg/L	226208	50	06/29/2016 22:17	NH
trans-1,2-Dichloroethene	BRL		0.00022	0.005	mg/L	226208	1	06/30/2016 12:15	NH
Trichloroethene	0.011		0.00035	0.005	mg/L	226208	1	06/30/2016 12:15	NH
Vinyl chloride	BRL		0.00042	0.002	mg/L	226208	1	06/30/2016 12:15	NH
Surr: 4-Bromofluorobenzene	93.2		0	70.7-125	%REC	226208	1	06/30/2016 12:15	NH
Surr: 4-Bromofluorobenzene	93.3		0	70.7-125	%REC	226208	50	06/29/2016 22:17	NH
Surr: Dibromofluoromethane	118		0	82.2-120	%REC	226208	1	06/30/2016 12:15	NH
Surr: Dibromofluoromethane	111		0	82.2-120	%REC	226208	50	06/29/2016 22:17	NH
Surr: Toluene-d8	103		0	81.8-120	%REC	226208	1	06/30/2016 12:15	NH
Surr: Toluene-d8	102		0	81.8-120	%REC	226208	50	06/29/2016 22:17	NH
1,4-Dioxane by SIM GC/MS SW8260B-SIM				(SW5030B)					
1,4-Dioxane	BRL		0.00090	0.0020	mg/L	226197	1	06/30/2016 13:43	NH
Surr: 4-Bromofluorobenzene	98.2		0	83.1-115	%REC	226197	1	06/30/2016 13:43	NH
Surr: Dibromofluoromethane	104		0	80.6-123	%REC	226197	1	06/30/2016 13:43	NH
Surr: Toluene-d8	98.9		0	85-115	%REC	226197	1	06/30/2016 13:43	NH

Qualifiers:

- * Value exceeds maximum contaminant level
- BRL Not detected at MDL
- H Holding times for preparation or analysis exceeded
- N Analyte not NELAC certified
- B Analyte detected in the associated method blank
- NC Not confirmed
- E Estimated value above quantitation range
- S Spike Recovery outside limits due to matrix
- J Estimated value detected below Reporting Limit
- > Greater than Result value
- < Less than Result value
- Narr See case narrative

Analytical Environmental Services, Inc **Date:** 6-Jul-16

Client:	EarthCon Consultants, Inc.	**Client Sample ID:**	ASW BYPASS
Project Name:	AMC Dalton	**Collection Date:**	6/24/2016 1:55:00 PM
Lab ID:	1606P99-008	**Matrix:**	Surface Water

Analyses	Result	Qual	MDL	Reporting Limit	Units	BatchID	DF	Date Analyzed	Analyst
TCL VOLATILE ORGANICS SW8260B				(SW5030B)					
1,1,1-Trichloroethane	BRL		0 00025	0 005	mg/L	226208	1	06/30/2016 13 49	NH
1,1-Dichloroethane	BRL		0 00025	0 005	mg/L	226208	1	06/30/2016 13 49	NH
1,1-Dichloroethene	BRL		0 00036	0 005	mg/L	226208	1	06/30/2016 13 49	NH
1,2-Dichloroethane	BRL		0 00024	0 005	mg/L	226208	1	06/30/2016 13 49	NH
cis-1,2-Dichloroethene	BRL		0 00027	0 005	mg/L	226208	1	06/30/2016 13 49	NH
Tetrachloroethene	0 001	J	0 00029	0 005	mg/L	226208	1	06/30/2016 13 49	NH
trans-1,2-Dichloroethene	BRL		0 00022	0 005	mg/L	226208	1	06/30/2016 13 49	NH
Trichloroethene	BRL		0 00035	0 005	mg/L	226208	1	06/30/2016 13 49	NH
Vinyl chloride	BRL		0 00042	0 002	mg/L	226208	1	06/30/2016 13 49	NH
Surr: 4-Bromofluorobenzene	91 4		0	70 7-125	%REC	226208	1	06/30/2016 13 49	NH
Surr: Dibromofluoromethane	115		0	82 2-120	%REC	226208	1	06/30/2016 13 49	NH
Surr: Toluene-d8	104		0	81 8-120	%REC	226208	1	06/30/2016 13 49	NH

Qualifiers:

*	Value exceeds maximum contaminant level	E	Estimated value above quantitation range
BRL	Not detected at MDL	S	Spike Recovery outside limits due to matrix
H	Holding times for preparation or analysis exceeded	J	Estimated value detected below Reporting Limit
N	Analyte not NELAC certified	>	Greater than Result value
B	Analyte detected in the associated method blank	<	Less than Result value
NC	Not confirmed	Narr	See case narrative

Analytical Environmental Services, Inc **Date:** 6-Jul-16

Client:	EarthCon Consultants, Inc.	**Client Sample ID:**	ASW-1
Project Name:	AMC Dalton	**Collection Date:**	6/24/2016 5:00:00 PM
Lab ID:	1606P99-009	**Matrix:**	Surface Water

Analyses	Result	Qual	MDL	Reporting Limit	Units	BatchID	DF	Date Analyzed	Analyst
TCL VOLATILE ORGANICS SW8260B				(SW5030B)					
1,1,1-Trichloroethane	BRL		0.00025	0.005	mg/L	226208	1	06/30/2016 11:51	NH
1,1-Dichloroethane	BRL		0.00025	0.005	mg/L	226208	1	06/30/2016 11:51	NH
1,1-Dichloroethene	0.001	J	0.00036	0.005	mg/L	226208	1	06/30/2016 11:51	NH
1,2-Dichloroethane	BRL		0.00024	0.005	mg/L	226208	1	06/30/2016 11:51	NH
cis-1,2-Dichloroethene	0.26		0.0027	0.050	mg/L	226208	10	06/30/2016 02:11	NH
Tetrachloroethene	1.4		0.0029	0.050	mg/L	226208	10	06/30/2016 02:11	NH
trans-1,2-Dichloroethene	0.002	J	0.00022	0.005	mg/L	226208	1	06/30/2016 11:51	NH
Trichloroethene	0.18		0.00035	0.005	mg/L	226208	1	06/30/2016 11:51	NH
Vinyl chloride	0.014		0.00042	0.002	mg/L	226208	1	06/30/2016 11:51	NH
Surr: 4-Bromofluorobenzene	91.8		0	70.7-125	%REC	226208	1	06/30/2016 11:51	NH
Surr: 4-Bromofluorobenzene	91.4		0	70.7-125	%REC	226208	10	06/30/2016 02:11	NH
Surr: Dibromofluoromethane	111		0	82.2-120	%REC	226208	1	06/30/2016 11:51	NH
Surr: Dibromofluoromethane	112		0	82.2-120	%REC	226208	10	06/30/2016 02:11	NH
Surr: Toluene-d8	101		0	81.8-120	%REC	226208	1	06/30/2016 11:51	NH
Surr: Toluene-d8	102		0	81.8-120	%REC	226208	10	06/30/2016 02:11	NH

Qualifiers:

- * Value exceeds maximum contaminant level
- BRL Not detected at MDL
- H Holding times for preparation or analysis exceeded
- N Analyte not NELAC certified
- B Analyte detected in the associated method blank
- NC Not confirmed
- E Estimated value above quantitation range
- S Spike Recovery outside limits due to matrix
- J Estimated value detected below Reporting Limit
- > Greater than Result value
- < Less than Result value
- Narr See case narrative

Analytical Environmental Services, Inc **Date:** 6-Jul-16

Client:	EarthCon Consultants, Inc.	**Client Sample ID:**	ASW-2
Project Name:	AMC Dalton	**Collection Date:**	6/24/2016 4:40:00 PM
Lab ID:	1606P99-010	**Matrix:**	Surface Water

Analyses	Result	Qual	MDL	Reporting Limit	Units	BatchID	DF	Date Analyzed	Analyst
TCL VOLATILE ORGANICS SW8260B				(SW5030B)					
1,1,1-Trichloroethane	BRL		0.00025	0.005	mg/L	226208	1	06/30/2016 05:42	NH
1,1-Dichloroethane	BRL		0.00025	0.005	mg/L	226208	1	06/30/2016 05:42	NH
1,1-Dichloroethene	BRL		0.00036	0.005	mg/L	226208	1	06/30/2016 05:42	NH
1,2-Dichloroethane	BRL		0.00024	0.005	mg/L	226208	1	06/30/2016 05:42	NH
cis-1,2-Dichloroethene	0.005	J	0.00027	0.005	mg/L	226208	1	06/30/2016 05:42	NH
Tetrachloroethene	0.013		0.00029	0.005	mg/L	226208	1	06/30/2016 05:42	NH
trans-1,2-Dichloroethene	BRL		0.00022	0.005	mg/L	226208	1	06/30/2016 05:42	NH
Trichloroethene	0.002	J	0.00035	0.005	mg/L	226208	1	06/30/2016 05:42	NH
Vinyl chloride	BRL		0.00042	0.002	mg/L	226208	1	06/30/2016 05:42	NH
Surr: 4-Bromofluorobenzene	92.8		0	70.7-125	%REC	226208	1	06/30/2016 05:42	NH
Surr: Dibromofluoromethane	111		0	82.2-120	%REC	226208	1	06/30/2016 05:42	NH
Surr: Toluene-d8	101		0	81.8-120	%REC	226208	1	06/30/2016 05:42	NH

Qualifiers:

- * Value exceeds maximum contaminant level
- BRL Not detected at MDL
- H Holding times for preparation or analysis exceeded
- N Analyte not NELAC certified
- B Analyte detected in the associated method blank
- NC Not confirmed
- E Estimated value above quantitation range
- S Spike Recovery outside limits due to matrix
- J Estimated value detected below Reporting Limit
- > Greater than Result value
- < Less than Result value
- Narr See case narrative

Analytical Environmental Services, Inc **Date:** 6-Jul-16

Client:	EarthCon Consultants, Inc.	**Client Sample ID:**	DUP-3
Project Name:	AMC Dalton	**Collection Date:**	6/24/2016
Lab ID:	1606P99-011	**Matrix:**	Surface Water

Analyses	Result	Qual	MDL	Reporting Limit	Units	BatchID	DF	Date Analyzed	Analyst
TCL VOLATILE ORGANICS SW8260B				(SW5030B)					
1,1,1-Trichloroethane	BRL		0.00025	0.005	mg/L	226265	1	06/30/2016 07:15	NH
1,1-Dichloroethane	BRL		0.00025	0.005	mg/L	226265	1	06/30/2016 07:15	NH
1,1-Dichloroethene	BRL		0.00036	0.005	mg/L	226265	1	06/30/2016 07:15	NH
1,2-Dichloroethane	BRL		0.00024	0.005	mg/L	226265	1	06/30/2016 07:15	NH
cis-1,2-Dichloroethene	0.005	J	0.00027	0.005	mg/L	226265	1	06/30/2016 07:15	NH
Tetrachloroethene	0.015		0.00029	0.005	mg/L	226265	1	06/30/2016 07:15	NH
trans-1,2-Dichloroethene	BRL		0.00022	0.005	mg/L	226265	1	06/30/2016 07:15	NH
Trichloroethene	0.002	J	0.00035	0.005	mg/L	226265	1	06/30/2016 07:15	NH
Vinyl chloride	BRL		0.00042	0.002	mg/L	226265	1	06/30/2016 07:15	NH
Surr: 4-Bromofluorobenzene	93.1		0	70.7-125	%REC	226265	1	06/30/2016 07:15	NH
Surr: Dibromofluoromethane	115		0	82.2-120	%REC	226265	1	06/30/2016 07:15	NH
Surr: Toluene-d8	102		0	81.8-120	%REC	226265	1	06/30/2016 07:15	NH

Qualifiers:

- * Value exceeds maximum contaminant level
- BRL Not detected at MDL
- H Holding times for preparation or analysis exceeded
- N Analyte not NELAC certified
- B Analyte detected in the associated method blank
- NC Not confirmed
- E Estimated value above quantitation range
- S Spike Recovery outside limits due to matrix
- J Estimated value detected below Reporting Limit
- > Greater than Result value
- < Less than Result value
- Narr See case narrative

Analytical Environmental Services, Inc **Date:** 6-Jul-16

Client:	EarthCon Consultants, Inc.	**Client Sample ID:**	TRIP BLANK
Project Name:	AMC Dalton	**Collection Date:**	6/24/2016
Lab ID:	1606P99-012	**Matrix:**	Aqueous

Analyses	Result	Qual	MDL	Reporting Limit	Units	BatchID	DF	Date Analyzed	Analyst
TCL VOLATILE ORGANICS SW8260B				(SW5030B)					
1,1,1-Trichloroethane	BRL		0 00025	0 005	mg/L	226131	1	06/28/2016 14 26	NH
1,1-Dichloroethane	BRL		0 00025	0 005	mg/L	226131	1	06/28/2016 14 26	NH
1,1-Dichloroethene	BRL		0 00036	0 005	mg/L	226131	1	06/28/2016 14 26	NH
1,2-Dichloroethane	BRL		0 00024	0 005	mg/L	226131	1	06/28/2016 14 26	NH
cis-1,2-Dichloroethene	BRL		0 00027	0 005	mg/L	226131	1	06/28/2016 14 26	NH
Tetrachloroethene	BRL		0 00029	0 005	mg/L	226131	1	06/28/2016 14 26	NH
trans-1,2-Dichloroethene	BRL		0 00022	0 005	mg/L	226131	1	06/28/2016 14 26	NH
Trichloroethene	BRL		0 00035	0 005	mg/L	226131	1	06/28/2016 14 26	NH
Vinyl chloride	BRL		0 00042	0 002	mg/L	226131	1	06/28/2016 14 26	NH
Surr: 4-Bromofluorobenzene	92 9		0	70 7-125	%REC	226131	1	06/28/2016 14 26	NH
Surr: Dibromofluoromethane	109		0	82 2-120	%REC	226131	1	06/28/2016 14 26	NH
Surr: Toluene-d8	100		0	81 8-120	%REC	226131	1	06/28/2016 14 26	NH

Qualifiers:

*	Value exceeds maximum contaminant level	E	Estimated value above quantitation range
BRL	Not detected at MDL	S	Spike Recovery outside limits due to matrix
H	Holding times for preparation or analysis exceeded	J	Estimated value detected below Reporting Limit
N	Analyte not NELAC certified	>	Greater than Result value
B	Analyte detected in the associated method blank	<	Less than Result value
NC	Not confirmed	Narr	See case narrative

Analytical Environmental Services, Inc.

Sample/Cooler Receipt Checklist

Client EarthCon Work Order Number 1606P99

Checklist completed by _____ 6/25/16
Signature Date

Carrier name: FedEx __ UPS __ Courier __ Client ✓ US Mail __ Other _____

Shipping container/cooler in good condition? Yes ✓ No __ Not Present __

Custody seals intact on shipping container/cooler? Yes __ No __ Not Present ✓

Custody seals intact on sample bottles? Yes __ No __ Not Present ✓

Container/Temp Blank temperature in compliance? (0°≤6°C)* Yes ✓ No __

Cooler #1 0.9 Cooler #2 0.7 Cooler #3 _____ Cooler #4 _____ Cooler#5 _____ Cooler #6 _____

Chain of custody present? Yes ✓ No __

Chain of custody signed when relinquished and received? Yes ✓ No __

Chain of custody agrees with sample labels? Yes __ No ✓

Samples in proper container/bottle? Yes ✓ No __

Sample containers intact? Yes ✓ No __

Sufficient sample volume for indicated test? Yes ✓ No __

All samples received within holding time? Yes ✓ No __

Was TAT marked on the COC? Yes ✓ No __

Proceed with Standard TAT as per project history? Yes __ No __ Not Applicable ✓

Water - VOA vials have zero headspace? No VOA vials submitted __ Yes ✓ No __

Water - pH acceptable upon receipt? Yes ✓ No __ Not Applicable __

Adjusted? _____ Checked by _____

Sample Condition: Good ✓ Other(Explain) _____

(For diffusive samples or AIHA lead) Is a known blank included? Yes __ No ✓

See Case Narrative for resolution of the Non-Conformance.

* Samples do not have to comply with the given range for certain parameters.

\\Aes_server\J\Sample Receipt\My Documents\COCs and pH Adjustment Sheet\Sample_Cooler_Recipt_Checklist_Rev1.rtf

Client: EarthCon Consultants, Inc.
Project Name: AMC Dalton
Lab Order: 1606P99

Dates Report

Lab Sample ID	Client Sample ID	Collection Date	Matrix	Test Name	TCLP Date	Prep Date	Analysis Date
1606P99-001A	AMW-21	6/24/2016 9:10:00AM	Groundwater	Volatile Organic Compounds by GC/MS		6/28/2016 10:00:35 AM	06/28/2016
1606P99-001A	AMW-21	6/24/2016 9:10:00AM	Groundwater	TCL VOLATILE ORGANICS		6/29/2016 10:02:00 AM	06/29/2016
1606P99-001B	AMW-21	6/24/2016 9:10:00AM	Groundwater	TOTAL METALS BY ICP		7/1/2016 9:16:00 AM	07/05/2016
1606P99-001B	AMW-21	6/24/2016 9:10:00AM	Groundwater	TOTAL MERCURY		6/29/2016 9:50:00 AM	06/29/2016
1606P99-002A	ARW-3	6/24/2016 10:40:00AM	Groundwater	Volatile Organic Compounds by GC/MS		6/28/2016 10:00:35 AM	06/28/2016
1606P99-002A	ARW-3	6/24/2016 10:40:00AM	Groundwater	TCL VOLATILE ORGANICS		6/29/2016 10:02:00 AM	06/29/2016
1606P99-002A	ARW-3	6/24/2016 10:40:00AM	Groundwater	TCL VOLATILE ORGANICS		6/29/2016 10:02:00 AM	06/30/2016
1606P99-003A	AMW-13	6/24/2016 1:45:00PM	Groundwater	Volatile Organic Compounds by GC/MS		6/28/2016 10:00:35 AM	06/28/2016
1606P99-003A	AMW-13	6/24/2016 1:45:00PM	Groundwater	TCL VOLATILE ORGANICS		6/29/2016 10:02:00 AM	06/29/2016
1606P99-004A	DUP 1	6/24/2016 12:00:00AM	Aqueous	TCL VOLATILE ORGANICS		6/29/2016 10:02:00 AM	06/29/2016
1606P99-004A	DUP 1	6/24/2016 12:00:00AM	Aqueous	TCL VOLATILE ORGANICS		6/29/2016 10:02:00 AM	06/30/2016
1606P99-005A	DUP2	6/24/2016 12:00:00AM	Aqueous	TCL VOLATILE ORGANICS		6/29/2016 10:02:00 AM	06/29/2016
1606P99-006A	EQUBK2 06/24/16	6/24/2016 4:30:00PM	Aqueous	TCL VOLATILE ORGANICS		6/28/2016 11:13:00 AM	06/28/2016
1606P99-007A	DMW-13	6/24/2016 10:15:00AM	Groundwater	Volatile Organic Compounds by GC/MS		6/28/2016 10:00:35 AM	06/30/2016
1606P99-007A	DMW-13	6/24/2016 10:15:00AM	Groundwater	TCL VOLATILE ORGANICS		6/29/2016 10:02:00 AM	06/29/2016
1606P99-007A	DMW-13	6/24/2016 10:15:00AM	Groundwater	TCL VOLATILE ORGANICS		6/29/2016 10:02:00 AM	06/30/2016
1606P99-008A	ASW BYPASS	6/24/2016 1:55:00PM	Surface Water	TCL VOLATILE ORGANICS		6/29/2016 10:02:00 AM	06/30/2016
1606P99-009A	ASW-1	6/24/2016 5:00:00PM	Surface Water	TCL VOLATILE ORGANICS		6/29/2016 10:02:00 AM	06/30/2016
1606P99-010A	ASW-2	6/24/2016 4:40:00PM	Surface Water	TCL VOLATILE ORGANICS		6/29/2016 10:02:00 AM	06/30/2016
1606P99-011A	DUP-3	6/24/2016 12:00:00AM	Surface Water	TCL VOLATILE ORGANICS		6/29/2016 5:11:00 PM	06/30/2016
1606P99-012A	TRIP BLANK	6/24/2016 12:00:00AM	Aqueous	TCL VOLATILE ORGANICS		6/28/2016 11:13:00 AM	06/28/2016

Client: EarthCon Consultants, Inc.
Project Name: AMC Dalton
Workorder: 1606P99

ANALYTICAL QC SUMMARY REPORT

BatchID: 226131

Sample ID: MB-226131	Client ID:	Units: mg/L	Prep Date: 06/28/2016	Run No: 319866
SampleType: MBLK	TestCode: TCL VOLATILE ORGANICS SW8260B	BatchID: 226131	Analysis Date: 06/28/2016	Seq No: 6906028

Analyte	Result	RPT Limit	SPK value	SPK Ref Val	%REC	Low Limit	High Limit	RPD Ref Val	%RPD	RPD Limit	Qual
1,1,1-Trichloroethane	BRL	0.005									
1,1-Dichloroethane	BRL	0.005									
1,1-Dichloroethene	BRL	0.005									
1,2-Dichloroethane	BRL	0.005									
cis-1,2-Dichloroethene	BRL	0.005									
Tetrachloroethene	BRL	0.005									
trans-1,2-Dichloroethene	BRL	0.005									
Trichloroethene	BRL	0.005									
Vinyl chloride	BRL	0.002									
Surr: 4-Bromofluorobenzene	0.04821	0	50.00		96.4	70.7	125				
Surr: Dibromofluoromethane	0.05377	0	50.00		108	82.2	120				
Surr: Toluene-d8	0.05061	0	50.00		101	81.8	120				

Sample ID: LCS-226131	Client ID:	Units: mg/L	Prep Date: 06/28/2016	Run No: 319866
SampleType: LCS	TestCode: TCL VOLATILE ORGANICS SW8260B	BatchID: 226131	Analysis Date: 06/28/2016	Seq No: 6906029

Analyte	Result	RPT Limit	SPK value	SPK Ref Val	%REC	Low Limit	High Limit	RPD Ref Val	%RPD	RPD Limit	Qual
1,1-Dichloroethene	0.05722	0.005	50.00		114	65.3	137				
Trichloroethene	0.04562	0.005	50.00		91.2	73.1	128				
Surr: 4-Bromofluorobenzene	0.04731	0	50.00		94.6	70.7	125				
Surr: Dibromofluoromethane	0.05128	0	50.00		103	82.2	120				
Surr: Toluene-d8	0.04959	0	50.00		99.2	81.8	120				

Sample ID: 1606N61-001AMS	Client ID:	Units: mg/L	Prep Date: 06/28/2016	Run No: 319866
SampleType: MS	TestCode: TCL VOLATILE ORGANICS SW8260B	BatchID: 226131	Analysis Date: 06/28/2016	Seq No: 6906037

Analyte	Result	RPT Limit	SPK value	SPK Ref Val	%REC	Low Limit	High Limit	RPD Ref Val	%RPD	RPD Limit	Qual
1,1-Dichloroethene	0.06941	0.005	50.00		139	60	150				

Qualifiers:

>	Greater than Result value	<	Less than Result value	B	Analyte detected in the associated method blank
BRL	Below reporting limit	E	Estimated (value above quantitation range)	H	Holding times for preparation or analysis exceeded
J	Estimated value detected below Reporting Limit	N	Analyte not NELAC certified	R	RPD outside limits due to matrix
Rpt Lim	Reporting Limit	S	Spike Recovery outside limits due to matrix		

Client: EarthCon Consultants, Inc.
Project Name: AMC Dalton
Workorder: 1606P99

ANALYTICAL QC SUMMARY REPORT

BatchID: 226131

Sample ID: **1606N61-001AMS** Client ID:
SampleType: **MS** TestCode: **TCL VOLATILE ORGANICS SW8260B**
Units: **mg/L** Prep Date: **06/28/2016** Run No: **319866**
BatchID: **226131** Analysis Date: **06/28/2016** Seq No: **6906037**

Analyte	Result	RPT Limit	SPK value	SPK Ref Val	%REC	Low Limit	High Limit	RPD Ref Val	%RPD	RPD Limit	Qual
Trichloroethene	0.05388	0.005	50.00		108	70	136				
Surr: 4-Bromofluorobenzene	0.04763	0	50.00		95.3	70.7	125				
Surr: Dibromofluoromethane	0.05230	0	50.00		105	82.2	120				
Surr: Toluene-d8	0.04992	0	50.00		99.8	81.8	120				

Sample ID: **1606N61-001AMSD** Client ID:
SampleType: **MSD** TestCode: **TCL VOLATILE ORGANICS SW8260B**
Units: **mg/L** Prep Date: **06/28/2016** Run No: **319866**
BatchID: **226131** Analysis Date: **06/28/2016** Seq No: **6906038**

Analyte	Result	RPT Limit	SPK value	SPK Ref Val	%REC	Low Limit	High Limit	RPD Ref Val	%RPD	RPD Limit	Qual
1,1-Dichloroethene	0.06434	0.005	50.00		129	60	150	69.41	7.58	17.7	
Trichloroethene	0.05165	0.005	50.00		103	70	136	53.88	4.23	20	
Surr: 4-Bromofluorobenzene	0.04617	0	50.00		92.3	70.7	125	47.63	0	0	
Surr: Dibromofluoromethane	0.05320	0	50.00		106	82.2	120	52.30	0	0	
Surr: Toluene-d8	0.04962	0	50.00		99.2	81.8	120	49.92	0	0	

Qualifiers:

>	Greater than Result value	<	Less than Result value	B	Analyte detected in the associated method blank
BRL	Below reporting limit	E	Estimated (value above quantitation range)	H	Holding times for preparation or analysis exceeded
J	Estimated value detected below Reporting Limit	N	Analyte not NELAC certified	R	RPD outside limits due to matrix
Rpt Lim	Reporting Limit	S	Spike Recovery outside limits due to matrix		

Client: EarthCon Consultants, Inc.
Project Name: AMC Dalton
Workorder: 1606P99

ANALYTICAL QC SUMMARY REPORT

BatchID: 226186

Sample ID: MB-226186	Client ID:				Units: mg/L	Prep Date: 06/29/2016	Run No: 319971
SampleType: MBLK	TestCode: Mercury, Total SW7470A				BatchID: 226186	Analysis Date: 06/29/2016	Seq No: 6907130

Analyte	Result	RPT Limit	SPK value	SPK Ref Val	%REC	Low Limit	High Limit	RPD Ref Val	%RPD	RPD Limit	Qual
Mercury	BRL	0.00020									

Sample ID: LCS-226186	Client ID:				Units: mg/L	Prep Date: 06/29/2016	Run No: 319971
SampleType: LCS	TestCode: Mercury, Total SW7470A				BatchID: 226186	Analysis Date: 06/29/2016	Seq No: 6907132

Analyte	Result	RPT Limit	SPK value	SPK Ref Val	%REC	Low Limit	High Limit	RPD Ref Val	%RPD	RPD Limit	Qual
Mercury	0.004906	0.00020	0.0050		98.1	80	120				

Sample ID: 1606N43-002BMS	Client ID:				Units: mg/L	Prep Date: 06/29/2016	Run No: 319971
SampleType: MS	TestCode: Mercury, Total SW7470A				BatchID: 226186	Analysis Date: 06/29/2016	Seq No: 6907135

Analyte	Result	RPT Limit	SPK value	SPK Ref Val	%REC	Low Limit	High Limit	RPD Ref Val	%RPD	RPD Limit	Qual
Mercury	0.004337	0.00020	0.0050		86.7	70	130				

Sample ID: 1606N43-002BMSD	Client ID:				Units: mg/L	Prep Date: 06/29/2016	Run No: 319971
SampleType: MSD	TestCode: Mercury, Total SW7470A				BatchID: 226186	Analysis Date: 06/29/2016	Seq No: 6907136

Analyte	Result	RPT Limit	SPK value	SPK Ref Val	%REC	Low Limit	High Limit	RPD Ref Val	%RPD	RPD Limit	Qual
Mercury	0.004450	0.00020	0.0050		89.0	70	130	0.004337	2.55	20	

Qualifiers:					
>	Greater than Result value	<	Less than Result value	B	Analyte detected in the associated method blank
BRL	Below reporting limit	E	Estimated (value above quantitation range)	H	Holding times for preparation or analysis exceeded
J	Estimated value detected below Reporting Limit	N	Analyte not NELAC certified	R	RPD outside limits due to matrix
Rpt Lim	Reporting Limit	S	Spike Recovery outside limits due to matrix		

Client: EarthCon Consultants, Inc.
Project Name: AMC Dalton
Workorder: 1606P99

ANALYTICAL QC SUMMARY REPORT

BatchID: 226197

Sample ID: **MB-226197** Client ID: Units: **mg/L** Prep Date: **06/28/2016** Run No: **319957**
SampleType: **MBLK** TestCode: **1,4-Dioxane by SIM GC/MS SW8260B-SIM** BatchID: **226197** Analysis Date: **06/28/2016** Seq No: **6906562**

Analyte	Result	RPT Limit	SPK value	SPK Ref Val	%REC	Low Limit	High Limit	RPD Ref Val	%RPD	RPD Limit	Qual
1,4-Dioxane	BRL	0.0050									
Surr: 4-Bromofluorobenzene	0.05069	0	50.00		101	83.1	115				
Surr: Dibromofluoromethane	0.05197	0	50.00		104	80.6	123				
Surr: Toluene-d8	0.05000	0	50.00		100	85	115				

Sample ID: **LCS-226197** Client ID: Units: **mg/L** Prep Date: **06/28/2016** Run No: **319957**
SampleType: **LCS** TestCode: **1,4-Dioxane by SIM GC/MS SW8260B-SIM** BatchID: **226197** Analysis Date: **06/28/2016** Seq No: **6906561**

Analyte	Result	RPT Limit	SPK value	SPK Ref Val	%REC	Low Limit	High Limit	RPD Ref Val	%RPD	RPD Limit	Qual
1,4-Dioxane	0.008830	0.0050	10.00		88.3	68.2	133				
Surr: 4-Bromofluorobenzene	0.05082	0	50.00		102	83.1	115				
Surr: Dibromofluoromethane	0.05072	0	50.00		101	80.6	123				
Surr: Toluene-d8	0.04977	0	50.00		99.5	85	115				

Sample ID: **1606O91-007AMS** Client ID: Units: **mg/L** Prep Date: **06/28/2016** Run No: **319957**
SampleType: **MS** TestCode: **1,4-Dioxane by SIM GC/MS SW8260B-SIM** BatchID: **226197** Analysis Date: **06/28/2016** Seq No: **6906586**

Analyte	Result	RPT Limit	SPK value	SPK Ref Val	%REC	Low Limit	High Limit	RPD Ref Val	%RPD	RPD Limit	Qual
1,4-Dioxane	0.4245	0.25	500.0		84.9	53	135				
Surr: 4-Bromofluorobenzene	2.495	0	2500		99.8	83.1	115				
Surr: Dibromofluoromethane	2.562	0	2500		102	80.6	123				
Surr: Toluene-d8	2.486	0	2500		99.4	85	115				

Sample ID: **1606O91-007AMSD** Client ID: Units: **mg/L** Prep Date: **06/28/2016** Run No: **319957**
SampleType: **MSD** TestCode: **1,4-Dioxane by SIM GC/MS SW8260B-SIM** BatchID: **226197** Analysis Date: **06/28/2016** Seq No: **6906589**

Analyte	Result	RPT Limit	SPK value	SPK Ref Val	%REC	Low Limit	High Limit	RPD Ref Val	%RPD	RPD Limit	Qual
1,4-Dioxane	0.4605	0.25	500.0		92.1	53	135	424.5	8.14	34.4	

Qualifiers:

>	Greater than Result value	<	Less than Result value	B	Analyte detected in the associated method blank
BRL	Below reporting limit	E	Estimated (value above quantitation range)	H	Holding times for preparation or analysis exceeded
J	Estimated value detected below Reporting Limit	N	Analyte not NELAC certified	R	RPD outside limits due to matrix
Rpt Lim	Reporting Limit	S	Spike Recovery outside limits due to matrix		

Client: EarthCon Consultants, Inc.
Project Name: AMC Dalton
Workorder: 1606P99

ANALYTICAL QC SUMMARY REPORT

BatchID: 226197

Sample ID: 1606O91-007AMSD	Client ID:		Units: mg/L	Prep Date: 06/28/2016	Run No: 319957
SampleType: MSD	TestCode: 1,4-Dioxane by SIM GC/MS SW8260B-SIM		BatchID: 226197	Analysis Date: 06/28/2016	Seq No: 6906589

Analyte	Result	RPT Limit	SPK value	SPK Ref Val	%REC	Low Limit	High Limit	RPD Ref Val	%RPD	RPD Limit	Qual
Surr: 4-Bromofluorobenzene	2.456	0	2500		98.2	83.1	115	2495	0	0	
Surr: Dibromofluoromethane	2.585	0	2500		103	80.6	123	2562	0	0	
Surr: Toluene-d8	2.506	0	2500		100	85	115	2486	0	0	

Qualifiers:

>	Greater than Result value	<	Less than Result value	B	Analyte detected in the associated method blank
BRL	Below reporting limit	E	Estimated (value above quantitation range)	H	Holding times for preparation or analysis exceeded
J	Estimated value detected below Reporting Limit	N	Analyte not NELAC certified	R	RPD outside limits due to matrix
Rpt Lim	Reporting Limit	S	Spike Recovery outside limits due to matrix		

Client: EarthCon Consultants, Inc.
Project Name: AMC Dalton
Workorder: 1606P99

ANALYTICAL QC SUMMARY REPORT

BatchID: 226208

Sample ID: **MB-226208** Client ID:
SampleType: **MBLK** TestCode: **TCL VOLATILE ORGANICS SW8260B**
Units: **mg/L** Prep Date: **06/29/2016** Run No: **319988**
BatchID: **226208** Analysis Date: **06/29/2016** Seq No: **6907230**

Analyte	Result	RPT Limit	SPK value	SPK Ref Val	%REC	Low Limit	High Limit	RPD Ref Val	%RPD	RPD Limit	Qual
1,1,1-Trichloroethane	BRL	0.005									
1,1-Dichloroethane	BRL	0.005									
1,1-Dichloroethene	BRL	0.005									
1,2-Dichloroethane	BRL	0.005									
cis-1,2-Dichloroethene	BRL	0.005									
Tetrachloroethene	BRL	0.005									
trans-1,2-Dichloroethene	BRL	0.005									
Trichloroethene	BRL	0.005									
Vinyl chloride	BRL	0.002									
Surr: 4-Bromofluorobenzene	0.04559	0	50.00		91.2	70.7	125				
Surr: Dibromofluoromethane	0.05506	0	50.00		110	82.2	120				
Surr: Toluene-d8	0.05124	0	50.00		102	81.8	120				

Sample ID: **LCS-226208** Client ID:
SampleType: **LCS** TestCode: **TCL VOLATILE ORGANICS SW8260B**
Units: **mg/L** Prep Date: **06/29/2016** Run No: **319988**
BatchID: **226208** Analysis Date: **06/29/2016** Seq No: **6907229**

Analyte	Result	RPT Limit	SPK value	SPK Ref Val	%REC	Low Limit	High Limit	RPD Ref Val	%RPD	RPD Limit	Qual
1,1-Dichloroethene	0.06250	0.005	50.00		125	65.3	137				
Trichloroethene	0.05154	0.005	50.00		103	73.1	128				
Surr: 4-Bromofluorobenzene	0.04852	0	50.00		97.0	70.7	125				
Surr: Dibromofluoromethane	0.05240	0	50.00		105	82.2	120				
Surr: Toluene-d8	0.05047	0	50.00		101	81.8	120				

Sample ID: **1606P99-001AMS** Client ID: **AMW-21**
SampleType: **MS** TestCode: **TCL VOLATILE ORGANICS SW8260B**
Units: **mg/L** Prep Date: **06/29/2016** Run No: **319988**
BatchID: **226208** Analysis Date: **06/29/2016** Seq No: **6907235**

Analyte	Result	RPT Limit	SPK value	SPK Ref Val	%REC	Low Limit	High Limit	RPD Ref Val	%RPD	RPD Limit	Qual
1,1-Dichloroethene	29.90	2.5	25000		120	60	150				

Qualifiers:

>	Greater than Result value	<	Less than Result value	B	Analyte detected in the associated method blank
BRL	Below reporting limit	E	Estimated (value above quantitation range)	H	Holding times for preparation or analysis exceeded
J	Estimated value detected below Reporting Limit	N	Analyte not NELAC certified	R	RPD outside limits due to matrix
Rpt Lim	Reporting Limit	S	Spike Recovery outside limits due to matrix		

Client: EarthCon Consultants, Inc.
Project Name: AMC Dalton
Workorder: 1606P99

ANALYTICAL QC SUMMARY REPORT

BatchID: 226208

Sample ID: **1606P99-001AMS** Client ID: **AMW-21** Units: **mg/L** Prep Date: **06/29/2016** Run No: **319988**
SampleType: **MS** TestCode: **TCL VOLATILE ORGANICS SW8260B** BatchID: **226208** Analysis Date: **06/29/2016** Seq No: **6907235**

Analyte	Result	RPT Limit	SPK value	SPK Ref Val	%REC	Low Limit	High Limit	RPD Ref Val	%RPD	RPD Limit	Qual
Trichloroethene	24.22	2.5	25000	430.0	95.1	70	136				
Surr: 4-Bromofluorobenzene	23.20	0	25000		92.8	70.7	125				
Surr: Dibromofluoromethane	26.86	0	25000		107	82.2	120				
Surr: Toluene-d8	24.94	0	25000		99.8	81.8	120				

Sample ID: **1606P99-001AMSD** Client ID: **AMW-21** Units: **mg/L** Prep Date: **06/29/2016** Run No: **319988**
SampleType: **MSD** TestCode: **TCL VOLATILE ORGANICS SW8260B** BatchID: **226208** Analysis Date: **06/29/2016** Seq No: **6907236**

Analyte	Result	RPT Limit	SPK value	SPK Ref Val	%REC	Low Limit	High Limit	RPD Ref Val	%RPD	RPD Limit	Qual
1,1-Dichloroethene	31.42	2.5	25000		126	60	150	29900	4.97	17.7	
Trichloroethene	23.90	2.5	25000	430.0	93.9	70	136	24220	1.29	20	
Surr: 4-Bromofluorobenzene	23.88	0	25000		95.5	70.7	125	23200	0	0	
Surr: Dibromofluoromethane	26.42	0	25000		106	82.2	120	26860	0	0	
Surr: Toluene-d8	24.72	0	25000		98.9	81.8	120	24940	0	0	

Qualifiers:

>	Greater than Result value	<	Less than Result value	B	Analyte detected in the associated method blank
BRL	Below reporting limit	E	Estimated (value above quantitation range)	H	Holding times for preparation or analysis exceeded
J	Estimated value detected below Reporting Limit	N	Analyte not NELAC certified	R	RPD outside limits due to matrix
Rpt Lim	Reporting Limit	S	Spike Recovery outside limits due to matrix		

Client: EarthCon Consultants, Inc.
Project Name: AMC Dalton
Workorder: 1606P99

ANALYTICAL QC SUMMARY REPORT

BatchID: 226251

Sample ID: **MB-226251** Client ID:
SampleType: **MBLK** TestCode: **METALS, TOTAL SW6010D**
Units: **mg/L** Prep Date: **06/30/2016** Run No: **320352**
BatchID: **226251** Analysis Date: **07/05/2016** Seq No: **6918071**

Analyte	Result	RPT Limit	SPK value	SPK Ref Val	%REC	Low Limit	High Limit	RPD Ref Val	%RPD	RPD Limit	Qual
Arsenic	BRL	0.0500									
Barium	BRL	0.0200									
Cadmium	BRL	0.0050									
Chromium	BRL	0.0100									
Lead	BRL	0.0100									
Selenium	BRL	0.0200									
Silver	BRL	0.0100									

Sample ID: **LCS-226251** Client ID:
SampleType: **LCS** TestCode: **METALS, TOTAL SW6010D**
Units: **mg/L** Prep Date: **06/30/2016** Run No: **320352**
BatchID: **226251** Analysis Date: **07/05/2016** Seq No: **6918072**

Analyte	Result	RPT Limit	SPK value	SPK Ref Val	%REC	Low Limit	High Limit	RPD Ref Val	%RPD	RPD Limit	Qual
Arsenic	1.139	0.0500	1.000		114	80	120				
Barium	1.126	0.0200	1.000		113	80	120				
Cadmium	1.127	0.0050	1.000		113	80	120				
Chromium	1.142	0.0100	1.000		114	80	120				
Lead	1.107	0.0100	1.000		111	80	120				
Selenium	1.100	0.0200	1.000		110	80	120				
Silver	0.1115	0.0100	0.1000		112	80	120				

Sample ID: **1606P26-001DMS** Client ID:
SampleType: **MS** TestCode: **METALS, TOTAL SW6010D**
Units: **mg/L** Prep Date: **06/30/2016** Run No: **320352**
BatchID: **226251** Analysis Date: **07/05/2016** Seq No: **6918074**

Analyte	Result	RPT Limit	SPK value	SPK Ref Val	%REC	Low Limit	High Limit	RPD Ref Val	%RPD	RPD Limit	Qual
Arsenic	1.132	0.0500	1.000		113	75	125				
Barium	1.174	0.0200	1.000	0.05164	112	75	125				
Cadmium	1.137	0.0050	1.000	0.0005600	114	75	125				
Chromium	1.148	0.0100	1.000	0.006970	114	75	125				

Qualifiers:

>	Greater than Result value	<	Less than Result value	B	Analyte detected in the associated method blank
BRL	Below reporting limit	E	Estimated (value above quantitation range)	H	Holding times for preparation or analysis exceeded
J	Estimated value detected below Reporting Limit	N	Analyte not NELAC certified	R	RPD outside limits due to matrix
Rpt Lim	Reporting Limit	S	Spike Recovery outside limits due to matrix		

Client: EarthCon Consultants, Inc.
Project Name: AMC Dalton
Workorder: 1606P99

ANALYTICAL QC SUMMARY REPORT

BatchID: 226251

Sample ID: **1606P26-001DMS** Client ID:
SampleType: **MS** TestCode: **METALS, TOTAL SW6010D**
Units: **mg/L** Prep Date: **06/30/2016** Run No: **320352**
BatchID: **226251** Analysis Date: **07/05/2016** Seq No: **6918074**

Analyte	Result	RPT Limit	SPK value	SPK Ref Val	%REC	Low Limit	High Limit	RPD Ref Val	%RPD	RPD Limit	Qual
Lead	1.109	0.0100	1.000	0.005700	110	75	125				
Selenium	1.116	0.0200	1.000		112	75	125				
Silver	0.1120	0.0100	0.1000		112	75	125				

Sample ID: **1606P26-001DMSD** Client ID:
SampleType: **MSD** TestCode: **METALS, TOTAL SW6010D**
Units: **mg/L** Prep Date: **06/30/2016** Run No: **320352**
BatchID: **226251** Analysis Date: **07/05/2016** Seq No: **6918075**

Analyte	Result	RPT Limit	SPK value	SPK Ref Val	%REC	Low Limit	High Limit	RPD Ref Val	%RPD	RPD Limit	Qual
Arsenic	1.148	0.0500	1.000		115	75	125	1.132	1.45	20	
Barium	1.187	0.0200	1.000	0.05164	114	75	125	1.174	1.08	20	
Cadmium	1.151	0.0050	1.000	0.0005600	115	75	125	1.137	1.22	20	
Chromium	1.163	0.0100	1.000	0.006970	116	75	125	1.148	1.27	20	
Lead	1.120	0.0100	1.000	0.005700	111	75	125	1.109	0.999	20	
Selenium	1.114	0.0200	1.000		111	75	125	1.116	0.118	20	
Silver	0.1131	0.0100	0.1000		113	75	125	0.1120	1.02	20	

Qualifiers:

>	Greater than Result value	<	Less than Result value	B	Analyte detected in the associated method blank
BRL	Below reporting limit	E	Estimated (value above quantitation range)	H	Holding times for preparation or analysis exceeded
J	Estimated value detected below Reporting Limit	N	Analyte not NELAC certified	R	RPD outside limits due to matrix
Rpt Lim	Reporting Limit	S	Spike Recovery outside limits due to matrix		

Client: EarthCon Consultants, Inc.
Project Name: AMC Dalton
Workorder: 1606P99

ANALYTICAL QC SUMMARY REPORT

BatchID: 226265

Sample ID: **MB-226265** Client ID: Units: **mg/L** Prep Date: **06/29/2016** Run No: **320055**
SampleType: **MBLK** TestCode: **TCL VOLATILE ORGANICS SW8260B** BatchID: **226265** Analysis Date: **06/29/2016** Seq No: **6909013**

Analyte	Result	RPT Limit	SPK value	SPK Ref Val	%REC	Low Limit	High Limit	RPD Ref Val	%RPD	RPD Limit	Qual
1,1,1-Trichloroethane	BRL	0.005									
1,1-Dichloroethane	BRL	0.005									
1,1-Dichloroethene	BRL	0.005									
1,2-Dichloroethane	BRL	0.005									
cis-1,2-Dichloroethene	BRL	0.005									
Tetrachloroethene	BRL	0.005									
trans-1,2-Dichloroethene	BRL	0.005									
Trichloroethene	BRL	0.005									
Vinyl chloride	BRL	0.002									
Surr: 4-Bromofluorobenzene	0.04671	0	50.00		93.4	70.7	125				
Surr: Dibromofluoromethane	0.05487	0	50.00		110	82.2	120				
Surr: Toluene-d8	0.05074	0	50.00		101	81.8	120				

Sample ID: **LCS-226265** Client ID: Units: **mg/L** Prep Date: **06/29/2016** Run No: **320055**
SampleType: **LCS** TestCode: **TCL VOLATILE ORGANICS SW8260B** BatchID: **226265** Analysis Date: **06/29/2016** Seq No: **6909036**

Analyte	Result	RPT Limit	SPK value	SPK Ref Val	%REC	Low Limit	High Limit	RPD Ref Val	%RPD	RPD Limit	Qual
1,1-Dichloroethene	0.05001	0.005	50.00		100	65.3	137				
Trichloroethene	0.03990	0.005	50.00		79.8	73.1	128				
Surr: 4-Bromofluorobenzene	0.04619	0	50.00		92.4	70.7	125				
Surr: Dibromofluoromethane	0.05340	0	50.00		107	82.2	120				
Surr: Toluene-d8	0.05073	0	50.00		101	81.8	120				

Sample ID: **1606P98-001AMS** Client ID: Units: **mg/L** Prep Date: **06/29/2016** Run No: **320055**
SampleType: **MS** TestCode: **TCL VOLATILE ORGANICS SW8260B** BatchID: **226265** Analysis Date: **06/30/2016** Seq No: **6909038**

Analyte	Result	RPT Limit	SPK value	SPK Ref Val	%REC	Low Limit	High Limit	RPD Ref Val	%RPD	RPD Limit	Qual
1,1-Dichloroethene	0.07873	0.005	50.00	8.850	140	60	150				

Qualifiers:

>	Greater than Result value	<	Less than Result value	B	Analyte detected in the associated method blank
BRL	Below reporting limit	E	Estimated (value above quantitation range)	H	Holding times for preparation or analysis exceeded
J	Estimated value detected below Reporting Limit	N	Analyte not NELAC certified	R	RPD outside limits due to matrix
Rpt Lim	Reporting Limit	S	Spike Recovery outside limits due to matrix		

Client: EarthCon Consultants, Inc.
Project Name: AMC Dalton
Workorder: 1606P99

ANALYTICAL QC SUMMARY REPORT

BatchID: 226265

Sample ID: **1606P98-001AMS**	Client ID:		Units: **mg/L**	Prep Date: **06/29/2016**	Run No: **320055**
SampleType: **MS**	TestCode: **TCL VOLATILE ORGANICS SW8260B**		BatchID: **226265**	Analysis Date: **06/30/2016**	Seq No: **6909038**

Analyte	Result	RPT Limit	SPK value	SPK Ref Val	%REC	Low Limit	High Limit	RPD Ref Val	%RPD	RPD Limit	Qual
Trichloroethene	0.1346	0.005	50.00	80.58	108	70	136				
Surr: 4-Bromofluorobenzene	0.04381	0	50.00		87.6	70.7	125				
Surr: Dibromofluoromethane	0.05433	0	50.00		109	82.2	120				
Surr: Toluene-d8	0.04998	0	50.00		100.0	81.8	120				

Sample ID: **1606P98-001AMSD**	Client ID:		Units: **mg/L**	Prep Date: **06/29/2016**	Run No: **320055**
SampleType: **MSD**	TestCode: **TCL VOLATILE ORGANICS SW8260B**		BatchID: **226265**	Analysis Date: **06/30/2016**	Seq No: **6909040**

Analyte	Result	RPT Limit	SPK value	SPK Ref Val	%REC	Low Limit	High Limit	RPD Ref Val	%RPD	RPD Limit	Qual
1,1-Dichloroethene	0.07817	0.005	50.00	8.850	139	60	150	78.73	0.714	17.7	
Trichloroethene	0.1388	0.005	50.00	80.58	116	70	136	134.6	3.07	20	
Surr: 4-Bromofluorobenzene	0.04622	0	50.00		92.4	70.7	125	43.81	0	0	
Surr: Dibromofluoromethane	0.05539	0	50.00		111	82.2	120	54.33	0	0	
Surr: Toluene-d8	0.05102	0	50.00		102	81.8	120	49.98	0	0	

Qualifiers:

>	Greater than Result value	<	Less than Result value	B	Analyte detected in the associated method blank
BRL	Below reporting limit	E	Estimated (value above quantitation range)	H	Holding times for preparation or analysis exceeded
J	Estimated value detected below Reporting Limit	N	Analyte not NELAC certified	R	RPD outside limits due to matrix
Rpt Lim	Reporting Limit	S	Spike Recovery outside limits due to matrix		

AES

ANALYTICAL ENVIRONMENTAL SERVICES, INC.

July 08, 2016

Danielle Edwards
EarthCon Consultants, Inc.
1880 West Oak Parkway
Marietta GA 30062

TEL: (770) 973-2100
FAX: (770) 973-7395

RE: AMC Dalton

Dear Danielle Edwards: Order No: 1606N60

Analytical Environmental Services, Inc. received 11 samples on June 23, 2016 4:01 pm for the analyses presented in following report.

No problems were encountered during the analyses. Additionally, all results for the associated Quality Control samples were within EPA and/or AES established limits. Any discrepancies associated with the analyses contained herein will be noted and submitted in the form of a project Case Narrative.
AES's accreditations are as follows:
-NELAC/Florida State Laboratory ID E87582 for analysis of Non-Potable Water, Solid & Chemical Materials, and Drinking Water Microbiology, effective 07/01/16-06/30/17.
-NELAC/Louisiana Agency Interest No. 100818 for or analysis of Non-Potable Water and Solid & Chemical Materials, effective 07/01/16-06/30/17.
-NELAC/Texas Certificate No. T104704509-16-6 for or analysis of Non-Potable Water and Solid & Chemical Materials, effective 03/01/16-02/28/17.
-AIHA-LAP, LLC Laboratory ID: 100671 for Industrial Hygiene samples (Organics, Metals, PCM Asbestos, Gravimetric), Environmental Lead (Paint, Soil, Dust Wipes, Air), and Environmental Microbiology (Fungal) Direct Examination, effective until 09/01/17.

Chris Pafford
Project Manager

Revision 7/8/2016

ANALYTICAL ENVIRONMENTAL SERVICES, INC
3080 Presidential Drive, Atlanta GA 30340-3704
AES TEL.: (770) 457-8177 / TOLL-FREE (800) 972-4889 / FAX: (770) 457-8188

CHAIN OF CUSTODY

Work Order: 160640

Date: 6/24/16 Page 1 of 1

COMPANY: Earthcon

ADDRESS: 1880 West Oak Pkwy Bldg 100, Suite 106 Marietta, GA 30062

PHONE: 770-973-2100

FAX: 770-973-7395

SAMPLED BY: Michael Guy; Keaton Nery; Butch Melin

SIGNATURE:

#	SAMPLE ID	SAMPLED DATE	SAMPLED TIME	Grab	Composite	Matrix (See codes)	VOCs	1,4 Dioxane	RCRA Metals	PRESERVATION (See codes) H+1	PRESERVATION (See codes) H+1	REMARKS	No # of Containers
1	AMW-7	6/22/16	0920	✓		GW	2	2					4
2	AMW-16	6/22/16	1025	✓		GW	2	2					4
3	AMW-19	06/22/16	0930	✓		GW	2	2				(1)	4
4	DMW-12	06/22/16	1110	✓		GW	2	2				(2)	4
5	ARW-4	06/22/16	1500	✓		GW	2	2				(3)	5
6	ARW-1	06/22/16	1635	✓		GW	2	2				(4)	5
7	OBG-W5	6/22/16	11:30	✓		GW	2	2					4
8	AMW-1	6/22/16	15:05	✓		GW	2	2		1			5
9	AMW-14	6/22/16	15:10	✓		GW	2	2					4
10	AMW-110	6/22/16	17:35	✓		GW	2	2					4
11	Trip Blank	6/22/16	—	✓			2						2
12													
13													
14													

Visit our website www.aesatlanta.com to check on the status of your results, place bottle orders, etc.

RELINQUISHED BY	DATE/TIME	RECEIVED BY	DATE/TIME
1:	6/22/16 18:15	1:	6/22/16 1815
2:	6/22/16 1940	2: Danielle Edwards	6/22/16 1940
3: Danielle Edwards	6/23/16 9:10	3: Glenn Benjamin	6/23/16

SPECIAL INSTRUCTIONS/COMMENTS: Jessica Hilley 6/23/16 4:01 pm

SHIPMENT METHOD
OUT / / VIA:
IN / / VIA:
CLIENT FedEx UPS MAIL (COURIER)
GREYHOUND OTHER

PROJECT INFORMATION
PROJECT NAME: AMC Dalton
PROJECT #: 02.20140392.16
SITE ADDRESS: 310 Brookhollow Rd SE Dalton, GA 30721
SEND REPORT TO: Danielle Edwards
INVOICE TO: (IF DIFFERENT FROM ABOVE)
QUOTE #: PO#:

RECEIPT
Total # of Containers: 45

Turnaround Time Request
(●) Standard 5 Business Days
( ) 2 Business Day Rush
( ) Next Business Day Rush
( ) Same Day Rush (auth req.)
( ) Other

STATE PROGRAM (if any):
E-mail? (Y) N. Fax? Y / N
DATA PACKAGE: I II III IV

SAMPLES RECEIVED AFTER 3PM OR ON SATURDAY ARE CONSIDERED RECEIVED THE NEXT BUSINESS DAY. IF TURNAROUND TIME IS NOT INDICATED, AES WILL PROCEED WITH STANDARD TAT OF SAMPLES.
SAMPLES ARE DISPOSED 30 DAYS AFTER REPORT COMPLETION UNLESS OTHER ARRANGEMENTS ARE MADE.

MATRIX CODES A = Air GW = Groundwater SE = Sediment SO = Soil SW = Surface Water W = Water (Blanks) DW = Drinking Water (Blanks) O = Other (specify) WW = Waste Water
PRESERVATIVE CODES H+1 = Hydrochloric acid + ice I = Ice only N = Nitric acid S+1 = Sulfuric acid + ice S/M+1 = Sodium Bisulfate/Methanol + ice O = Other (specify) NA = None

White Copy - Original; Yellow Copy - Client

Analytical Environmental Services, Inc

Date: 8-Jul-16

Client: EarthCon Consultants, Inc.
Project: AMC Dalton
Lab ID: 1606N60

Case Narrative

Volatiles Organic Compounds Analysis by Method 8260B:

Due to sample matrix, samples 1606N60-004A, -005A, -006A, -007A, & -008A required dilution during preparation and/or analysis resulting in elevated reporting limits.

Analytical Environmental Services, Inc **Date:** 8-Jul-16

Client:	EarthCon Consultants, Inc.	**Client Sample ID:**	AMW-7
Project Name:	AMC Dalton	**Collection Date:**	6/22/2016 9:20:00 AM
Lab ID:	1606N60-001	**Matrix:**	Groundwater

Analyses	Result	Qual	MDL	Reporting Limit	Units	BatchID	DF	Date Analyzed	Analyst
TCL VOLATILE ORGANICS SW8260B				(SW5030B)					
1,1,1-Trichloroethane	BRL		0.00025	0.005	mg/L	226131	1	06/29/2016 13:33	NH
1,1-Dichloroethane	BRL		0.00025	0.005	mg/L	226131	1	06/29/2016 13:33	NH
1,1-Dichloroethene	BRL		0.00036	0.005	mg/L	226131	1	06/29/2016 13:33	NH
1,2-Dichloroethane	BRL		0.00024	0.005	mg/L	226131	1	06/29/2016 13:33	NH
cis-1,2-Dichloroethene	BRL		0.00027	0.005	mg/L	226131	1	06/29/2016 13:33	NH
Tetrachloroethene	0.042		0.00029	0.005	mg/L	226131	1	06/29/2016 13:33	NH
trans-1,2-Dichloroethene	BRL		0.00022	0.005	mg/L	226131	1	06/29/2016 13:33	NH
Trichloroethene	BRL		0.00035	0.005	mg/L	226131	1	06/29/2016 13:33	NH
Vinyl chloride	BRL		0.00042	0.002	mg/L	226131	1	06/29/2016 13:33	NH
Surr: 4-Bromofluorobenzene	93.7		0	70.7-125	%REC	226131	1	06/29/2016 13:33	NH
Surr: Dibromofluoromethane	108		0	82.2-120	%REC	226131	1	06/29/2016 13:33	NH
Surr: Toluene-d8	103		0	81.8-120	%REC	226131	1	06/29/2016 13:33	NH
1,4-Dioxane by SIM GC/MS SW8260B-SIM				(SW5030B)					
1,4-Dioxane	0.0021		0.00090	0.0020	mg/L	226197	1	06/29/2016 10:45	NH
Surr: 4-Bromofluorobenzene	99.5		0	83.1-115	%REC	226197	1	06/29/2016 10:45	NH
Surr: Dibromofluoromethane	102		0	80.6-123	%REC	226197	1	06/29/2016 10:45	NH
Surr: Toluene-d8	99.2		0	85-115	%REC	226197	1	06/29/2016 10:45	NH

Qualifiers:

- * Value exceeds maximum contaminant level
- BRL Not detected at MDL
- H Holding times for preparation or analysis exceeded
- N Analyte not NELAC certified
- B Analyte detected in the associated method blank
- NC Not confirmed
- E Estimated value above quantitation range
- S Spike Recovery outside limits due to matrix
- J Estimated value detected below Reporting Limit
- > Greater than Result value
- < Less than Result value
- Narr See case narrative

Analytical Environmental Services, Inc **Date:** 8-Jul-16

Client:	EarthCon Consultants, Inc.	**Client Sample ID:**	AMW-16
Project Name:	AMC Dalton	**Collection Date:**	6/22/2016 10:25:00 AM
Lab ID:	1606N60-002	**Matrix:**	Groundwater

Analyses	Result	Qual	MDL	Reporting Limit	Units	BatchID	DF	Date Analyzed	Analyst
TCL VOLATILE ORGANICS SW8260B					(SW5030B)				
1,1,1-Trichloroethane	0.005		0.00025	0.005	mg/L	226131	1	06/28/2016 21:33	NH
1,1-Dichloroethane	BRL		0.00025	0.005	mg/L	226131	1	06/28/2016 21:33	NH
1,1-Dichloroethene	0.004	J	0.00036	0.005	mg/L	226131	1	06/28/2016 21:33	NH
1,2-Dichloroethane	BRL		0.00024	0.005	mg/L	226131	1	06/28/2016 21:33	NH
cis-1,2-Dichloroethene	0.005	J	0.00027	0.005	mg/L	226131	1	06/28/2016 21:33	NH
Tetrachloroethene	2.7		0.0059	0.10	mg/L	226131	20	06/28/2016 20:47	NH
trans-1,2-Dichloroethene	BRL		0.00022	0.005	mg/L	226131	1	06/28/2016 21:33	NH
Trichloroethene	0.015		0.00035	0.005	mg/L	226131	1	06/28/2016 21:33	NH
Vinyl chloride	BRL		0.00042	0.002	mg/L	226131	1	06/28/2016 21:33	NH
Surr: 4-Bromofluorobenzene	91.7		0	70.7-125	%REC	226131	1	06/28/2016 21:33	NH
Surr: 4-Bromofluorobenzene	90.7		0	70.7-125	%REC	226131	20	06/28/2016 20:47	NH
Surr: Dibromofluoromethane	109		0	82.2-120	%REC	226131	1	06/28/2016 21:33	NH
Surr: Dibromofluoromethane	109		0	82.2-120	%REC	226131	20	06/28/2016 20:47	NH
Surr: Toluene-d8	99.9		0	81.8-120	%REC	226131	1	06/28/2016 21:33	NH
Surr: Toluene-d8	104		0	81.8-120	%REC	226131	20	06/28/2016 20:47	NH
1,4-Dioxane by SIM GC/MS SW8260B-SIM					(SW5030B)				
1,4-Dioxane	BRL		0.00090	0.0020	mg/L	226197	1	06/28/2016 20:20	NH
Surr: 4-Bromofluorobenzene	95.5		0	83.1-115	%REC	226197	1	06/28/2016 20:20	NH
Surr: Dibromofluoromethane	102		0	80.6-123	%REC	226197	1	06/28/2016 20:20	NH
Surr: Toluene-d8	99.2		0	85-115	%REC	226197	1	06/28/2016 20:20	NH

Qualifiers:

- * Value exceeds maximum contaminant level
- BRL Not detected at MDL
- H Holding times for preparation or analysis exceeded
- N Analyte not NELAC certified
- B Analyte detected in the associated method blank
- NC Not confirmed
- E Estimated value above quantitation range
- S Spike Recovery outside limits due to matrix
- J Estimated value detected below Reporting Limit
- > Greater than Result value
- < Less than Result value
- Narr See case narrative

Analytical Environmental Services, Inc **Date:** 8-Jul-16

Client:	EarthCon Consultants, Inc.	**Client Sample ID:**	AMW-19
Project Name:	AMC Dalton	**Collection Date:**	6/22/2016 9:30:00 AM
Lab ID:	1606N60-003	**Matrix:**	Groundwater

Analyses	Result	Qual	MDL	Reporting Limit	Units	BatchID	DF	Date Analyzed	Analyst
TCL VOLATILE ORGANICS SW8260B				(SW5030B)					
1,1,1-Trichloroethane	BRL		0.00025	0.005	mg/L	226131	1	06/29/2016 13:56	NH
1,1-Dichloroethane	BRL		0.00025	0.005	mg/L	226131	1	06/29/2016 13:56	NH
1,1-Dichloroethene	BRL		0.00036	0.005	mg/L	226131	1	06/29/2016 13:56	NH
1,2-Dichloroethane	BRL		0.00024	0.005	mg/L	226131	1	06/29/2016 13:56	NH
cis-1,2-Dichloroethene	BRL		0.00027	0.005	mg/L	226131	1	06/29/2016 13:56	NH
Tetrachloroethene	BRL		0.00029	0.005	mg/L	226131	1	06/29/2016 13:56	NH
trans-1,2-Dichloroethene	BRL		0.00022	0.005	mg/L	226131	1	06/29/2016 13:56	NH
Trichloroethene	BRL		0.00035	0.005	mg/L	226131	1	06/29/2016 13:56	NH
Vinyl chloride	BRL		0.00042	0.002	mg/L	226131	1	06/29/2016 13:56	NH
Surr: 4-Bromofluorobenzene	92.7		0	70.7-125	%REC	226131	1	06/29/2016 13:56	NH
Surr: Dibromofluoromethane	115		0	82.2-120	%REC	226131	1	06/29/2016 13:56	NH
Surr: Toluene-d8	104		0	81.8-120	%REC	226131	1	06/29/2016 13:56	NH
1,4-Dioxane by SIM GC/MS SW8260B-SIM				(SW5030B)					
1,4-Dioxane	BRL		0.00090	0.0020	mg/L	226197	1	06/29/2016 11:12	NH
Surr: 4-Bromofluorobenzene	99.1		0	83.1-115	%REC	226197	1	06/29/2016 11:12	NH
Surr: Dibromofluoromethane	103		0	80.6-123	%REC	226197	1	06/29/2016 11:12	NH
Surr: Toluene-d8	99.6		0	85-115	%REC	226197	1	06/29/2016 11:12	NH

Qualifiers:

- * Value exceeds maximum contaminant level
- BRL Not detected at MDL
- H Holding times for preparation or analysis exceeded
- N Analyte not NELAC certified
- B Analyte detected in the associated method blank
- NC Not confirmed
- E Estimated value above quantitation range
- S Spike Recovery outside limits due to matrix
- J Estimated value detected below Reporting Limit
- > Greater than Result value
- < Less than Result value
- Narr See case narrative

Analytical Environmental Services, Inc **Date:** 8-Jul-16

Client:	EarthCon Consultants, Inc.	**Client Sample ID:**	DMW-12
Project Name:	AMC Dalton	**Collection Date:**	6/22/2016 11:10:00 AM
Lab ID:	1606N60-004	**Matrix:**	Groundwater

Analyses	Result	Qual	MDL	Reporting Limit	Units	BatchID	DF	Date Analyzed	Analyst
TCL VOLATILE ORGANICS SW8260B				(SW5030B)					
1,1,1-Trichloroethane	BRL		0.012	0.050	mg/L	226131	50	06/29/2016 13:09	NH
1,1-Dichloroethane	BRL		0.012	0.050	mg/L	226131	50	06/29/2016 13:09	NH
1,1-Dichloroethene	BRL		0.018	0.050	mg/L	226131	50	06/29/2016 13:09	NH
1,2-Dichloroethane	BRL		0.012	0.050	mg/L	226131	50	06/29/2016 13:09	NH
cis-1,2-Dichloroethene	0.059		0.013	0.050	mg/L	226131	50	06/29/2016 13:09	NH
Tetrachloroethene	10		0.15	2.5	mg/L	226131	500	06/28/2016 17:37	NH
trans-1,2-Dichloroethene	BRL		0.011	0.050	mg/L	226131	50	06/29/2016 13:09	NH
Trichloroethene	0.13		0.018	0.050	mg/L	226131	50	06/29/2016 13:09	NH
Vinyl chloride	BRL		0.021	0.10	mg/L	226131	50	06/29/2016 13:09	NH
Surr: 4-Bromofluorobenzene	90.1		0	70.7-125	%REC	226131	50	06/29/2016 13:09	NH
Surr: 4-Bromofluorobenzene	91.1		0	70.7-125	%REC	226131	500	06/28/2016 17:37	NH
Surr: Dibromofluoromethane	117		0	82.2-120	%REC	226131	50	06/29/2016 13:09	NH
Surr: Dibromofluoromethane	110		0	82.2-120	%REC	226131	500	06/28/2016 17:37	NH
Surr: Toluene-d8	104		0	81.8-120	%REC	226131	50	06/29/2016 13:09	NH
Surr: Toluene-d8	102		0	81.8-120	%REC	226131	500	06/28/2016 17:37	NH
1,4-Dioxane by SIM GC/MS SW8260B-SIM				(SW5030B)					
1,4-Dioxane	BRL		0.045	0.10	mg/L	226197	50	06/28/2016 14:14	NH
Surr: 4-Bromofluorobenzene	98.8		0	83.1-115	%REC	226197	50	06/28/2016 14:14	NH
Surr: Dibromofluoromethane	102		0	80.6-123	%REC	226197	50	06/28/2016 14:14	NH
Surr: Toluene-d8	99.3		0	85-115	%REC	226197	50	06/28/2016 14:14	NH

Qualifiers:

- * Value exceeds maximum contaminant level
- BRL Not detected at MDL
- H Holding times for preparation or analysis exceeded
- N Analyte not NELAC certified
- B Analyte detected in the associated method blank
- NC Not confirmed
- E Estimated value above quantitation range
- S Spike Recovery outside limits due to matrix
- J Estimated value detected below Reporting Limit
- > Greater than Result value
- < Less than Result value
- Narr See case narrative

Analytical Environmental Services, Inc **Date:** 8-Jul-16

Client:	EarthCon Consultants, Inc.	**Client Sample ID:**	ARW-4
Project Name:	AMC Dalton	**Collection Date:**	6/22/2016 3:00:00 PM
Lab ID:	1606N60-005	**Matrix:**	Groundwater

Analyses	Result	Qual	MDL	Reporting Limit	Units	BatchID	DF	Date Analyzed	Analyst
TCL VOLATILE ORGANICS SW8260B				(SW5030B)					
1,1,1-Trichloroethane	BRL		0.012	0.050	mg/L	226131	50	06/28/2016 19:12	NH
1,1-Dichloroethane	BRL		0.012	0.050	mg/L	226131	50	06/28/2016 19:12	NH
1,1-Dichloroethene	BRL		0.018	0.050	mg/L	226131	50	06/28/2016 19:12	NH
1,2-Dichloroethane	BRL		0.012	0.050	mg/L	226131	50	06/28/2016 19:12	NH
cis-1,2-Dichloroethene	0.51		0.013	0.050	mg/L	226131	50	06/28/2016 19:12	NH
Tetrachloroethene	10		0.15	2.5	mg/L	226131	500	06/29/2016 15:37	NH
trans-1,2-Dichloroethene	BRL		0.011	0.050	mg/L	226131	50	06/28/2016 19:12	NH
Trichloroethene	0.25		0.018	0.050	mg/L	226131	50	06/28/2016 19:12	NH
Vinyl chloride	BRL		0.021	0.10	mg/L	226131	50	06/28/2016 19:12	NH
Surr: 4-Bromofluorobenzene	92.7		0	70.7-125	%REC	226131	50	06/28/2016 19:12	NH
Surr: 4-Bromofluorobenzene	90.9		0	70.7-125	%REC	226131	500	06/29/2016 15:37	NH
Surr: Dibromofluoromethane	113		0	82.2-120	%REC	226131	50	06/28/2016 19:12	NH
Surr: Dibromofluoromethane	111		0	82.2-120	%REC	226131	500	06/29/2016 15:37	NH
Surr: Toluene-d8	102		0	81.8-120	%REC	226131	50	06/28/2016 19:12	NH
Surr: Toluene-d8	102		0	81.8-120	%REC	226131	500	06/29/2016 15:37	NH
Mercury, Total SW7470A				(SW7470A)					
Mercury	BRL		0.000070	0.00020	mg/L	226103	1	06/28/2016 17:23	JR
1,4-Dioxane by SIM GC/MS SW8260B-SIM				(SW5030B)					
1,4-Dioxane	BRL		0.045	0.10	mg/L	226197	50	06/29/2016 01:10	NH
Surr: 4-Bromofluorobenzene	99.4		0	83.1-115	%REC	226197	50	06/29/2016 01:10	NH
Surr: Dibromofluoromethane	102		0	80.6-123	%REC	226197	50	06/29/2016 01:10	NH
Surr: Toluene-d8	99		0	85-115	%REC	226197	50	06/29/2016 01:10	NH
METALS, TOTAL SW6010D				(SW3010A)					
Arsenic	BRL		0.00660	0.0500	mg/L	226191	1	07/01/2016 21:05	JL
Barium	0.323		0.00160	0.0200	mg/L	226191	1	07/01/2016 21:05	JL
Cadmium	0.0003	J	0.000300	0.0050	mg/L	226191	1	07/01/2016 21:05	JL
Chromium	0.0600		0.000600	0.0100	mg/L	226191	1	07/01/2016 21:05	JL
Lead	BRL		0.00250	0.0100	mg/L	226191	1	07/01/2016 21:05	JL
Selenium	0.0078	J	0.00470	0.0200	mg/L	226191	1	07/01/2016 21:05	JL
Silver	BRL		0.000300	0.0100	mg/L	226191	1	07/01/2016 21:05	JL

Qualifiers:

- * Value exceeds maximum contaminant level
- BRL Not detected at MDL
- H Holding times for preparation or analysis exceeded
- N Analyte not NELAC certified
- B Analyte detected in the associated method blank
- NC Not confirmed
- E Estimated value above quantitation range
- S Spike Recovery outside limits due to matrix
- J Estimated value detected below Reporting Limit
- > Greater than Result value
- < Less than Result value
- Narr See case narrative

Analytical Environmental Services, Inc **Date:** 8-Jul-16

Client:	EarthCon Consultants, Inc.	**Client Sample ID:**	ARW-1
Project Name:	AMC Dalton	**Collection Date:**	6/22/2016 4:35:00 PM
Lab ID:	1606N60-006	**Matrix:**	Groundwater

Analyses	Result	Qual	MDL	Reporting Limit	Units	BatchID	DF	Date Analyzed	Analyst
TCL VOLATILE ORGANICS SW8260B				(SW5030B)					
1,1,1-Trichloroethane	BRL		0.012	0.050	mg/L	226131	50	06/28/2016 20:23	NH
1,1-Dichloroethane	BRL		0.012	0.050	mg/L	226131	50	06/28/2016 20:23	NH
1,1-Dichloroethene	BRL		0.018	0.050	mg/L	226131	50	06/28/2016 20:23	NH
1,2-Dichloroethane	BRL		0.012	0.050	mg/L	226131	50	06/28/2016 20:23	NH
cis-1,2-Dichloroethene	0.19		0.013	0.050	mg/L	226131	50	06/28/2016 20:23	NH
Tetrachloroethene	38		0.15	2.5	mg/L	226131	500	06/28/2016 18:01	NH
trans-1,2-Dichloroethene	BRL		0.011	0.050	mg/L	226131	50	06/28/2016 20:23	NH
Trichloroethene	0.43		0.018	0.050	mg/L	226131	50	06/28/2016 20:23	NH
Vinyl chloride	BRL		0.021	0.10	mg/L	226131	50	06/28/2016 20:23	NH
Surr: 4-Bromofluorobenzene	93		0	70.7-125	%REC	226131	50	06/28/2016 20:23	NH
Surr: 4-Bromofluorobenzene	92.1		0	70.7-125	%REC	226131	500	06/28/2016 18:01	NH
Surr: Dibromofluoromethane	114		0	82.2-120	%REC	226131	50	06/28/2016 20:23	NH
Surr: Dibromofluoromethane	113		0	82.2-120	%REC	226131	500	06/28/2016 18:01	NH
Surr: Toluene-d8	106		0	81.8-120	%REC	226131	50	06/28/2016 20:23	NH
Surr: Toluene-d8	104		0	81.8-120	%REC	226131	500	06/28/2016 18:01	NH
Mercury, Total SW7470A				(SW7470A)					
Mercury	BRL		0.000070	0.00020	mg/L	226103	1	06/28/2016 17:25	JR
1,4-Dioxane by SIM GC/MS SW8260B-SIM				(SW5030B)					
1,4-Dioxane	BRL		0.045	0.10	mg/L	226197	50	06/28/2016 14:40	NH
Surr: 4-Bromofluorobenzene	98.4		0	83.1-115	%REC	226197	50	06/28/2016 14:40	NH
Surr: Dibromofluoromethane	101		0	80.6-123	%REC	226197	50	06/28/2016 14:40	NH
Surr: Toluene-d8	99.4		0	85-115	%REC	226197	50	06/28/2016 14:40	NH
METALS, TOTAL SW6010D				(SW3010A)					
Arsenic	BRL		0.00660	0.0500	mg/L	226191	1	07/01/2016 21:08	JL
Barium	0.348		0.00160	0.0200	mg/L	226191	1	07/01/2016 21:08	JL
Cadmium	BRL		0.000300	0.0050	mg/L	226191	1	07/01/2016 21:08	JL
Chromium	BRL		0.000600	0.0100	mg/L	226191	1	07/01/2016 21:08	JL
Lead	BRL		0.00250	0.0100	mg/L	226191	1	07/01/2016 21:08	JL
Selenium	0.0062	J	0.00470	0.0200	mg/L	226191	1	07/01/2016 21:08	JL
Silver	BRL		0.000300	0.0100	mg/L	226191	1	07/01/2016 21:08	JL

Qualifiers:

- * Value exceeds maximum contaminant level
- BRL Not detected at MDL
- H Holding times for preparation or analysis exceeded
- N Analyte not NELAC certified
- B Analyte detected in the associated method blank
- NC Not confirmed
- E Estimated value above quantitation range
- S Spike Recovery outside limits due to matrix
- J Estimated value detected below Reporting Limit
- > Greater than Result value
- < Less than Result value
- Narr See case narrative

Analytical Environmental Services, Inc **Date:** 8-Jul-16

Client:	EarthCon Consultants, Inc.	**Client Sample ID:**	OBG-W5
Project Name:	AMC Dalton	**Collection Date:**	6/22/2016 11:30:00 AM
Lab ID:	1606N60-007	**Matrix:**	Groundwater

Analyses	Result	Qual	MDL	Reporting Limit	Units	BatchID	DF	Date Analyzed	Analyst
TCL VOLATILE ORGANICS SW8260B				(SW5030B)					
1,1,1-Trichloroethane	BRL		0.012	0.050	mg/L	226131	50	06/28/2016 19:36	NH
1,1-Dichloroethane	BRL		0.012	0.050	mg/L	226131	50	06/28/2016 19:36	NH
1,1-Dichloroethene	BRL		0.018	0.050	mg/L	226131	50	06/28/2016 19:36	NH
1,2-Dichloroethane	BRL		0.012	0.050	mg/L	226131	50	06/28/2016 19:36	NH
cis-1,2-Dichloroethene	0.55		0.013	0.050	mg/L	226131	50	06/28/2016 19:36	NH
Tetrachloroethene	12		0.15	2.5	mg/L	226131	500	06/29/2016 16:01	NH
trans-1,2-Dichloroethene	BRL		0.011	0.050	mg/L	226131	50	06/28/2016 19:36	NH
Trichloroethene	0.29		0.018	0.050	mg/L	226131	50	06/28/2016 19:36	NH
Vinyl chloride	BRL		0.021	0.10	mg/L	226131	50	06/28/2016 19:36	NH
Surr: 4-Bromofluorobenzene	91.3		0	70.7-125	%REC	226131	50	06/28/2016 19:36	NH
Surr: 4-Bromofluorobenzene	87.9		0	70.7-125	%REC	226131	500	06/29/2016 16:01	NH
Surr: Dibromofluoromethane	111		0	82.2-120	%REC	226131	50	06/28/2016 19:36	NH
Surr: Dibromofluoromethane	120		0	82.2-120	%REC	226131	500	06/29/2016 16:01	NH
Surr: Toluene-d8	101		0	81.8-120	%REC	226131	50	06/28/2016 19:36	NH
Surr: Toluene-d8	105		0	81.8-120	%REC	226131	500	06/29/2016 16:01	NH
1,4-Dioxane by SIM GC/MS SW8260B-SIM				(SW5030B)					
1,4-Dioxane	BRL		0.045	0.10	mg/L	226197	50	06/29/2016 01:36	NH
Surr: 4-Bromofluorobenzene	98.2		0	83.1-115	%REC	226197	50	06/29/2016 01:36	NH
Surr: Dibromofluoromethane	102		0	80.6-123	%REC	226197	50	06/29/2016 01:36	NH
Surr: Toluene-d8	99.5		0	85-115	%REC	226197	50	06/29/2016 01:36	NH

Qualifiers:

- * Value exceeds maximum contaminant level
- BRL Not detected at MDL
- H Holding times for preparation or analysis exceeded
- N Analyte not NELAC certified
- B Analyte detected in the associated method blank
- NC Not confirmed
- E Estimated value above quantitation range
- S Spike Recovery outside limits due to matrix
- J Estimated value detected below Reporting Limit
- > Greater than Result value
- < Less than Result value
- Narr See case narrative

Analytical Environmental Services, Inc **Date:** 8-Jul-16

Client:	EarthCon Consultants, Inc.	**Client Sample ID:**	AMW-1
Project Name:	AMC Dalton	**Collection Date:**	6/22/2016 3:05:00 PM
Lab ID:	1606N60-008	**Matrix:**	Groundwater

Analyses	Result	Qual	MDL	Reporting Limit	Units	BatchID	DF	Date Analyzed	Analyst
TCL VOLATILE ORGANICS SW8260B				(SW5030B)					
1,1,1-Trichloroethane	BRL		1.2	25	mg/L	226131	5000	06/28/2016 17:13	NH
1,1-Dichloroethane	BRL		1.2	25	mg/L	226131	5000	06/28/2016 17:13	NH
1,1-Dichloroethene	BRL		1.8	25	mg/L	226131	5000	06/28/2016 17:13	NH
1,2-Dichloroethane	BRL		1.2	25	mg/L	226131	5000	06/28/2016 17:13	NH
cis-1,2-Dichloroethene	BRL		1.3	25	mg/L	226131	5000	06/28/2016 17:13	NH
Tetrachloroethene	120		1.5	25	mg/L	226131	5000	06/28/2016 17:13	NH
trans-1,2-Dichloroethene	BRL		1.1	25	mg/L	226131	5000	06/28/2016 17:13	NH
Trichloroethene	BRL		1.8	25	mg/L	226131	5000	06/28/2016 17:13	NH
Vinyl chloride	BRL		2.1	10	mg/L	226131	5000	06/28/2016 17:13	NH
Surr: 4-Bromofluorobenzene	92.6		0	70.7-125	%REC	226131	5000	06/28/2016 17:13	NH
Surr: Dibromofluoromethane	110		0	82.2-120	%REC	226131	5000	06/28/2016 17:13	NH
Surr: Toluene-d8	103		0	81.8-120	%REC	226131	5000	06/28/2016 17:13	NH
Mercury, Total SW7470A				(SW7470A)					
Mercury	BRL		0.000070	0.00020	mg/L	226103	1	06/28/2016 16:35	JR
1,4-Dioxane by SIM GC/MS SW8260B-SIM				(SW5030B)					
1,4-Dioxane	BRL		4.5	10	mg/L	226197	5000	06/28/2016 11:36	NH
Surr: 4-Bromofluorobenzene	101		0	83.1-115	%REC	226197	5000	06/28/2016 11:36	NH
Surr: Dibromofluoromethane	102		0	80.6-123	%REC	226197	5000	06/28/2016 11:36	NH
Surr: Toluene-d8	98.5		0	85-115	%REC	226197	5000	06/28/2016 11:36	NH
METALS, TOTAL SW6010D				(SW3010A)					
Arsenic	BRL		0.00660	0.0500	mg/L	226191	1	07/01/2016 21:11	JL
Barium	0.0241		0.00160	0.0200	mg/L	226191	1	07/01/2016 21:11	JL
Cadmium	BRL		0.000300	0.0050	mg/L	226191	1	07/01/2016 21:11	JL
Chromium	0.0082	J	0.000600	0.0100	mg/L	226191	1	07/01/2016 21:11	JL
Lead	BRL		0.00250	0.0100	mg/L	226191	1	07/01/2016 21:11	JL
Selenium	BRL		0.00470	0.0200	mg/L	226191	1	07/01/2016 21:11	JL
Silver	BRL		0.000300	0.0100	mg/L	226191	1	07/01/2016 21:11	JL

Qualifiers:

- * Value exceeds maximum contaminant level
- BRL Not detected at MDL
- H Holding times for preparation or analysis exceeded
- N Analyte not NELAC certified
- B Analyte detected in the associated method blank
- NC Not confirmed
- E Estimated value above quantitation range
- S Spike Recovery outside limits due to matrix
- J Estimated value detected below Reporting Limit
- > Greater than Result value
- < Less than Result value
- Narr See case narrative

Analytical Environmental Services, Inc **Date:** 8-Jul-16

Client:	EarthCon Consultants, Inc.	**Client Sample ID:**	AMW-14
Project Name:	AMC Dalton	**Collection Date:**	6/22/2016 3:10:00 PM
Lab ID:	1606N60-009	**Matrix:**	Groundwater

Analyses	Result	Qual	MDL	Reporting Limit	Units	BatchID	DF	Date Analyzed	Analyst
TCL VOLATILE ORGANICS SW8260B				(SW5030B)					
1,1,1-Trichloroethane	BRL		0.00025	0.005	mg/L	226131	1	06/29/2016 11:12	NH
1,1-Dichloroethane	BRL		0.00025	0.005	mg/L	226131	1	06/29/2016 11:12	NH
1,1-Dichloroethene	BRL		0.00036	0.005	mg/L	226131	1	06/29/2016 11:12	NH
1,2-Dichloroethane	BRL		0.00024	0.005	mg/L	226131	1	06/29/2016 11:12	NH
cis-1,2-Dichloroethene	0.045		0.00027	0.005	mg/L	226131	1	06/29/2016 11:12	NH
Tetrachloroethene	0.83		0.0029	0.050	mg/L	226131	10	06/28/2016 21:10	NH
trans-1,2-Dichloroethene	BRL		0.00022	0.005	mg/L	226131	1	06/29/2016 11:12	NH
Trichloroethene	0.057		0.00035	0.005	mg/L	226131	1	06/29/2016 11:12	NH
Vinyl chloride	BRL		0.00042	0.002	mg/L	226131	1	06/29/2016 11:12	NH
Surr: 4-Bromofluorobenzene	95.3		0	70.7-125	%REC	226131	1	06/29/2016 11:12	NH
Surr: 4-Bromofluorobenzene	91.4		0	70.7-125	%REC	226131	10	06/28/2016 21:10	NH
Surr: Dibromofluoromethane	108		0	82.2-120	%REC	226131	1	06/29/2016 11:12	NH
Surr: Dibromofluoromethane	110		0	82.2-120	%REC	226131	10	06/28/2016 21:10	NH
Surr: Toluene-d8	102		0	81.8-120	%REC	226131	1	06/29/2016 11:12	NH
Surr: Toluene-d8	103		0	81.8-120	%REC	226131	10	06/28/2016 21:10	NH
1,4-Dioxane by SIM GC/MS SW8260B-SIM				(SW5030B)					
1,4-Dioxane	BRL		0.00090	0.0020	mg/L	226197	1	06/29/2016 13:37	NH
Surr: 4-Bromofluorobenzene	97.3		0	83.1-115	%REC	226197	1	06/29/2016 13:37	NH
Surr: Dibromofluoromethane	102		0	80.6-123	%REC	226197	1	06/29/2016 13:37	NH
Surr: Toluene-d8	102		0	85-115	%REC	226197	1	06/29/2016 13:37	NH

Qualifiers:

- * Value exceeds maximum contaminant level
- BRL Not detected at MDL
- H Holding times for preparation or analysis exceeded
- N Analyte not NELAC certified
- B Analyte detected in the associated method blank
- NC Not confirmed
- E Estimated value above quantitation range
- S Spike Recovery outside limits due to matrix
- J Estimated value detected below Reporting Limit
- > Greater than Result value
- < Less than Result value
- Narr See case narrative

Analytical Environmental Services, Inc **Date:** 8-Jul-16

Client:	EarthCon Consultants, Inc.	**Client Sample ID:**	AMW-11D
Project Name:	AMC Dalton	**Collection Date:**	6/22/2016 5:35:00 PM
Lab ID:	1606N60-010	**Matrix:**	Groundwater

Analyses	Result	Qual	MDL	Reporting Limit	Units	BatchID	DF	Date Analyzed	Analyst
TCL VOLATILE ORGANICS SW8260B				(SW5030B)					
1,1,1-Trichloroethane	BRL		0.00025	0.005	mg/L	226131	1	06/29/2016 10:48	NH
1,1-Dichloroethane	BRL		0.00025	0.005	mg/L	226131	1	06/29/2016 10:48	NH
1,1-Dichloroethene	BRL		0.00036	0.005	mg/L	226131	1	06/29/2016 10:48	NH
1,2-Dichloroethane	BRL		0.00024	0.005	mg/L	226131	1	06/29/2016 10:48	NH
cis-1,2-Dichloroethene	BRL		0.00027	0.005	mg/L	226131	1	06/29/2016 10:48	NH
Tetrachloroethene	0.007		0.00029	0.005	mg/L	226131	1	06/29/2016 10:48	NH
trans-1,2-Dichloroethene	BRL		0.00022	0.005	mg/L	226131	1	06/29/2016 10:48	NH
Trichloroethene	BRL		0.00035	0.005	mg/L	226131	1	06/29/2016 10:48	NH
Vinyl chloride	BRL		0.00042	0.002	mg/L	226131	1	06/29/2016 10:48	NH
Surr: 4-Bromofluorobenzene	91.6		0	70.7-125	%REC	226131	1	06/29/2016 10:48	NH
Surr: Dibromofluoromethane	110		0	82.2-120	%REC	226131	1	06/29/2016 10:48	NH
Surr: Toluene-d8	102		0	81.8-120	%REC	226131	1	06/29/2016 10:48	NH
1,4-Dioxane by SIM GC/MS SW8260B-SIM				(SW5030B)					
1,4-Dioxane	BRL		0.00090	0.0020	mg/L	226197	1	06/28/2016 20:46	NH
Surr: 4-Bromofluorobenzene	99.4		0	83.1-115	%REC	226197	1	06/28/2016 20:46	NH
Surr: Dibromofluoromethane	103		0	80.6-123	%REC	226197	1	06/28/2016 20:46	NH
Surr: Toluene-d8	99.7		0	85-115	%REC	226197	1	06/28/2016 20:46	NH

Qualifiers:

- * Value exceeds maximum contaminant level
- BRL Not detected at MDL
- H Holding times for preparation or analysis exceeded
- N Analyte not NELAC certified
- B Analyte detected in the associated method blank
- NC Not confirmed
- E Estimated value above quantitation range
- S Spike Recovery outside limits due to matrix
- J Estimated value detected below Reporting Limit
- > Greater than Result value
- < Less than Result value
- Narr See case narrative

Analytical Environmental Services, Inc **Date:** 8-Jul-16

Client:	EarthCon Consultants, Inc.	**Client Sample ID:**	TRIP BLANK
Project Name:	AMC Dalton	**Collection Date:**	6/23/2016
Lab ID:	1606N60-011	**Matrix:**	Aqueous

Analyses	Result	Qual	MDL	Reporting Limit	Units	BatchID	DF	Date Analyzed	Analyst
TCL VOLATILE ORGANICS SW8260B				(SW5030B)					
1,1,1-Trichloroethane	BRL		0.00025	0.005	mg/L	226131	1	06/28/2016 13:15	NH
1,1-Dichloroethane	BRL		0.00025	0.005	mg/L	226131	1	06/28/2016 13:15	NH
1,1-Dichloroethene	BRL		0.00036	0.005	mg/L	226131	1	06/28/2016 13:15	NH
1,2-Dichloroethane	BRL		0.00024	0.005	mg/L	226131	1	06/28/2016 13:15	NH
cis-1,2-Dichloroethene	BRL		0.00027	0.005	mg/L	226131	1	06/28/2016 13:15	NH
Tetrachloroethene	BRL		0.00029	0.005	mg/L	226131	1	06/28/2016 13:15	NH
trans-1,2-Dichloroethene	BRL		0.00022	0.005	mg/L	226131	1	06/28/2016 13:15	NH
Trichloroethene	BRL		0.00035	0.005	mg/L	226131	1	06/28/2016 13:15	NH
Vinyl chloride	BRL		0.00042	0.002	mg/L	226131	1	06/28/2016 13:15	NH
Surr: 4-Bromofluorobenzene	94.4		0	70.7-125	%REC	226131	1	06/28/2016 13:15	NH
Surr: Dibromofluoromethane	112		0	82.2-120	%REC	226131	1	06/28/2016 13:15	NH
Surr: Toluene-d8	103		0	81.8-120	%REC	226131	1	06/28/2016 13:15	NH
1,4-Dioxane by SIM GC/MS SW8260B-SIM				(SW5030B)					
1,4-Dioxane	BRL		0.00090	0.0020	mg/L	226197	1	06/28/2016 19:28	NH
Surr: 4-Bromofluorobenzene	101		0	83.1-115	%REC	226197	1	06/28/2016 19:28	NH
Surr: Dibromofluoromethane	104		0	80.6-123	%REC	226197	1	06/28/2016 19:28	NH
Surr: Toluene-d8	101		0	85-115	%REC	226197	1	06/28/2016 19:28	NH

Qualifiers:

- * Value exceeds maximum contaminant level
- BRL Not detected at MDL
- H Holding times for preparation or analysis exceeded
- N Analyte not NELAC certified
- B Analyte detected in the associated method blank
- NC Not confirmed
- E Estimated value above quantitation range
- S Spike Recovery outside limits due to matrix
- J Estimated value detected below Reporting Limit
- > Greater than Result value
- < Less than Result value
- Narr See case narrative

Analytical Environmental Services, Inc.

Sample/Cooler Receipt Checklist

Client Exxon Work Order Number 1606N60

Checklist completed by _____ 6/23/2016
Signature Date

Carrier name: FedEx __ UPS __ Courier ✓ Client __ US Mail __ Other _____

Shipping container/cooler in good condition? Yes ✓ No __ Not Present __

Custody seals intact on shipping container/cooler? Yes __ No __ Not Present ✓

Custody seals intact on sample bottles? Yes __ No __ Not Present ✓

Container/Temp Blank temperature in compliance? (0°≤6°C)* Yes ✓ No __

Cooler #1 4.0°C Cooler #2 _____ Cooler #3 _____ Cooler #4 _____ Cooler#5 _____ Cooler #6 _____

Chain of custody present? Yes ✓ No __

Chain of custody signed when relinquished and received? Yes ✓ No __

Chain of custody agrees with sample labels? Yes ✓ No __

Samples in proper container/bottle? Yes ✓ No __

Sample containers intact? Yes ✓ No __

Sufficient sample volume for indicated test? Yes ✓ No __

All samples received within holding time? Yes ✓ No __

Was TAT marked on the COC? Yes ✓ No __

Proceed with Standard TAT as per project history? Yes __ No __ Not Applicable ✓

Water - VOA vials have zero headspace? No VOA vials submitted __ Yes ✓ No __

Water - pH acceptable upon receipt? Yes ✓ No __ Not Applicable __

Adjusted? _____ Checked by _____

Sample Condition: Good ✓ Other(Explain) _____

(For diffusive samples or AIHA lead) Is a known blank included? Yes __ No ✓

See Case Narrative for resolution of the Non-Conformance.

* Samples do not have to comply with the given range for certain parameters.

\\Aes_server\I\Sample Receipt\My Documents\COCs and pH Adjustment Sheet\Sample_Cooler_Recipt_Checklist_Rev1.rtf

Client: EarthCon Consultants, Inc.
Project Name: AMC Dalton
Lab Order: 1606N60

Dates Report

Lab Sample ID	Client Sample ID	Collection Date	Matrix	Test Name	TCLP Date	Prep Date	Analysis Date
1606N60-001A	AMW-7	6/22/2016 9:20:00AM	Groundwater	Volatile Organic Compounds by GC/MS		6/28/2016 10:00:35 AM	06/29/2016
1606N60-001A	AMW-7	6/22/2016 9:20:00AM	Groundwater	TCL VOLATILE ORGANICS		6/28/2016 11:13:00 AM	06/29/2016
1606N60-002A	AMW-16	6/22/2016 10:25:00AM	Groundwater	Volatile Organic Compounds by GC/MS		6/28/2016 10:00:35 AM	06/28/2016
1606N60-002A	AMW-16	6/22/2016 10:25:00AM	Groundwater	TCL VOLATILE ORGANICS		6/28/2016 11:13:00 AM	06/28/2016
1606N60-003A	AMW-19	6/22/2016 9:30:00AM	Groundwater	Volatile Organic Compounds by GC/MS		6/28/2016 10:00:35 AM	06/29/2016
1606N60-003A	AMW-19	6/22/2016 9:30:00AM	Groundwater	TCL VOLATILE ORGANICS		6/28/2016 11:13:00 AM	06/29/2016
1606N60-004A	DMW-12	6/22/2016 11:10:00AM	Groundwater	Volatile Organic Compounds by GC/MS		6/28/2016 10:00:35 AM	06/28/2016
1606N60-004A	DMW-12	6/22/2016 11:10:00AM	Groundwater	TCL VOLATILE ORGANICS		6/28/2016 11:13:00 AM	06/28/2016
1606N60-004A	DMW-12	6/22/2016 11:10:00AM	Groundwater	TCL VOLATILE ORGANICS		6/28/2016 11:13:00 AM	06/29/2016
1606N60-005A	ARW-4	6/22/2016 3:00:00PM	Groundwater	Volatile Organic Compounds by GC/MS		6/28/2016 10:00:35 AM	06/29/2016
1606N60-005A	ARW-4	6/22/2016 3:00:00PM	Groundwater	TCL VOLATILE ORGANICS		6/28/2016 11:13:00 AM	06/28/2016
1606N60-005A	ARW-4	6/22/2016 3:00:00PM	Groundwater	TCL VOLATILE ORGANICS		6/28/2016 11:13:00 AM	06/29/2016
1606N60-005B	ARW-4	6/22/2016 3:00:00PM	Groundwater	TOTAL METALS BY ICP		6/29/2016 10:05:00 AM	07/01/2016
1606N60-005B	ARW-4	6/22/2016 3:00:00PM	Groundwater	TOTAL MERCURY		6/28/2016 10:10:00 AM	06/28/2016
1606N60-006A	ARW-1	6/22/2016 4:35:00PM	Groundwater	Volatile Organic Compounds by GC/MS		6/28/2016 10:00:35 AM	06/28/2016
1606N60-006A	ARW-1	6/22/2016 4:35:00PM	Groundwater	TCL VOLATILE ORGANICS		6/28/2016 11:13:00 AM	06/28/2016
1606N60-006B	ARW-1	6/22/2016 4:35:00PM	Groundwater	TOTAL METALS BY ICP		6/29/2016 10:05:00 AM	07/01/2016
1606N60-006B	ARW-1	6/22/2016 4:35:00PM	Groundwater	TOTAL MERCURY		6/28/2016 10:10:00 AM	06/28/2016
1606N60-007A	OBG-W5	6/22/2016 11:30:00AM	Groundwater	Volatile Organic Compounds by GC/MS		6/28/2016 10:00:35 AM	06/29/2016
1606N60-007A	OBG-W5	6/22/2016 11:30:00AM	Groundwater	TCL VOLATILE ORGANICS		6/28/2016 11:13:00 AM	06/28/2016
1606N60-007A	OBG-W5	6/22/2016 11:30:00AM	Groundwater	TCL VOLATILE ORGANICS		6/28/2016 11:13:00 AM	06/29/2016
1606N60-008A	AMW-1	6/22/2016 3:05:00PM	Groundwater	Volatile Organic Compounds by GC/MS		6/28/2016 10:00:35 AM	06/28/2016
1606N60-008A	AMW-1	6/22/2016 3:05:00PM	Groundwater	TCL VOLATILE ORGANICS		6/28/2016 11:13:00 AM	06/28/2016
1606N60-008B	AMW-1	6/22/2016 3:05:00PM	Groundwater	TOTAL MERCURY		6/28/2016 10:10:00 AM	06/28/2016
1606N60-008B	AMW-1	6/22/2016 3:05:00PM	Groundwater	TOTAL METALS BY ICP		6/29/2016 10:05:00 AM	07/01/2016
1606N60-008B	AMW-1	6/22/2016 3:05:00PM	Groundwater	TOTAL MERCURY		6/28/2016 10:10:00 AM	06/28/2016
1606N60-009A	AMW-14	6/22/2016 3:10:00PM	Groundwater	Volatile Organic Compounds by GC/MS		6/28/2016 10:00:35 AM	06/29/2016
1606N60-009A	AMW-14	6/22/2016 3:10:00PM	Groundwater	TCL VOLATILE ORGANICS		6/28/2016 11:13:00 AM	06/28/2016
1606N60-009A	AMW-14	6/22/2016 3:10:00PM	Groundwater	TCL VOLATILE ORGANICS		6/28/2016 11:13:00 AM	06/29/2016

Client: EarthCon Consultants, Inc.
Project Name: AMC Dalton
Lab Order: 1606N60

Dates Report

Lab Sample ID	Client Sample ID	Collection Date	Matrix	Test Name	TCLP Date	Prep Date	Analysis Date
1606N60-010A	AMW-11D	6/22/2016 5:35:00PM	Groundwater	Volatile Organic Compounds by GC/MS		6/28/2016 10:00:35 AM	06/28/2016
1606N60-010A	AMW-11D	6/22/2016 5:35:00PM	Groundwater	TCL VOLATILE ORGANICS		6/28/2016 11:13:00 AM	06/29/2016
1606N60-011A	TRIP BLANK	6/23/2016 12:00:00AM	Aqueous	Volatile Organic Compounds by GC/MS		6/28/2016 10:00:35 AM	06/28/2016
1606N60-011A	TRIP BLANK	6/23/2016 12:00:00AM	Aqueous	TCL VOLATILE ORGANICS		6/28/2016 11:13:00 AM	06/28/2016

Client: EarthCon Consultants, Inc.
Project Name: AMC Dalton
Workorder: 1606N60

ANALYTICAL QC SUMMARY REPORT

BatchID: 226103

Sample ID: MB-226103	Client ID:				Units: mg/L	Prep Date: 06/28/2016	Run No: 319861
SampleType: MBLK	TestCode: Mercury, Total SW7470A				BatchID: 226103	Analysis Date: 06/28/2016	Seq No: 6905363

Analyte	Result	RPT Limit	SPK value	SPK Ref Val	%REC	Low Limit	High Limit	RPD Ref Val	%RPD	RPD Limit	Qual
Mercury	BRL	0.00020									

Sample ID: LCS-226103	Client ID:				Units: mg/L	Prep Date: 06/28/2016	Run No: 319861
SampleType: LCS	TestCode: Mercury, Total SW7470A				BatchID: 226103	Analysis Date: 06/28/2016	Seq No: 6905364

Analyte	Result	RPT Limit	SPK value	SPK Ref Val	%REC	Low Limit	High Limit	RPD Ref Val	%RPD	RPD Limit	Qual
Mercury	0.005370	0.00020	0.0050		107	80	120				

Sample ID: 1606N60-008BMS	Client ID: AMW-1				Units: mg/L	Prep Date: 06/28/2016	Run No: 319861
SampleType: MS	TestCode: Mercury, Total SW7470A				BatchID: 226103	Analysis Date: 06/28/2016	Seq No: 6905366

Analyte	Result	RPT Limit	SPK value	SPK Ref Val	%REC	Low Limit	High Limit	RPD Ref Val	%RPD	RPD Limit	Qual
Mercury	0.005632	0.00020	0.0050		113	70	130				

Sample ID: 1606N60-008BMSD	Client ID: AMW-1				Units: mg/L	Prep Date: 06/28/2016	Run No: 319861
SampleType: MSD	TestCode: Mercury, Total SW7470A				BatchID: 226103	Analysis Date: 06/28/2016	Seq No: 6905367

Analyte	Result	RPT Limit	SPK value	SPK Ref Val	%REC	Low Limit	High Limit	RPD Ref Val	%RPD	RPD Limit	Qual
Mercury	0.005592	0.00020	0.0050		112	70	130	0.005632	0.723	20	

Qualifiers:

>	Greater than Result value	<	Less than Result value	B	Analyte detected in the associated method blank
BRL	Below reporting limit	E	Estimated (value above quantitation range)	H	Holding times for preparation or analysis exceeded
J	Estimated value detected below Reporting Limit	N	Analyte not NELAC certified	R	RPD outside limits due to matrix
Rpt Lim	Reporting Limit	S	Spike Recovery outside limits due to matrix		

Client: EarthCon Consultants, Inc.
Project Name: AMC Dalton
Workorder: 1606N60

ANALYTICAL QC SUMMARY REPORT

BatchID: 226131

Sample ID: **MB-226131** Client ID: Units: **mg/L** Prep Date: **06/28/2016** Run No: **319866**
SampleType: **MBLK** TestCode: **TCL VOLATILE ORGANICS SW8260B** BatchID: **226131** Analysis Date: **06/28/2016** Seq No: **6906028**

Analyte	Result	RPT Limit	SPK value	SPK Ref Val	%REC	Low Limit	High Limit	RPD Ref Val	%RPD	RPD Limit	Qual
1,1,1-Trichloroethane	BRL	0.005									
1,1-Dichloroethane	BRL	0.005									
1,1-Dichloroethene	BRL	0.005									
1,2-Dichloroethane	BRL	0.005									
cis-1,2-Dichloroethene	BRL	0.005									
Tetrachloroethene	BRL	0.005									
trans-1,2-Dichloroethene	BRL	0.005									
Trichloroethene	BRL	0.005									
Vinyl chloride	BRL	0.002									
Surr: 4-Bromofluorobenzene	0.04821	0	50.00		96.4	70.7	125				
Surr: Dibromofluoromethane	0.05377	0	50.00		108	82.2	120				
Surr: Toluene-d8	0.05061	0	50.00		101	81.8	120				

Sample ID: **LCS-226131** Client ID: Units: **mg/L** Prep Date: **06/28/2016** Run No: **319866**
SampleType: **LCS** TestCode: **TCL VOLATILE ORGANICS SW8260B** BatchID: **226131** Analysis Date: **06/28/2016** Seq No: **6906029**

Analyte	Result	RPT Limit	SPK value	SPK Ref Val	%REC	Low Limit	High Limit	RPD Ref Val	%RPD	RPD Limit	Qual
1,1-Dichloroethene	0.05722	0.005	50.00		114	65.3	137				
Trichloroethene	0.04562	0.005	50.00		91.2	73.1	128				
Surr: 4-Bromofluorobenzene	0.04731	0	50.00		94.6	70.7	125				
Surr: Dibromofluoromethane	0.05128	0	50.00		103	82.2	120				
Surr: Toluene-d8	0.04959	0	50.00		99.2	81.8	120				

Sample ID: **1606N61-001AMS** Client ID: Units: **mg/L** Prep Date: **06/28/2016** Run No: **319866**
SampleType: **MS** TestCode: **TCL VOLATILE ORGANICS SW8260B** BatchID: **226131** Analysis Date: **06/28/2016** Seq No: **6906037**

Analyte	Result	RPT Limit	SPK value	SPK Ref Val	%REC	Low Limit	High Limit	RPD Ref Val	%RPD	RPD Limit	Qual
1,1-Dichloroethene	0.06941	0.005	50.00		139	60	150				

Qualifiers:

>	Greater than Result value	<	Less than Result value	B	Analyte detected in the associated method blank
BRL	Below reporting limit	E	Estimated (value above quantitation range)	H	Holding times for preparation or analysis exceeded
J	Estimated value detected below Reporting Limit	N	Analyte not NELAC certified	R	RPD outside limits due to matrix
Rpt Lim	Reporting Limit	S	Spike Recovery outside limits due to matrix		

Client: EarthCon Consultants, Inc.
Project Name: AMC Dalton
Workorder: 1606N60

ANALYTICAL QC SUMMARY REPORT

BatchID: 226131

Sample ID: 1606N61-001AMS	Client ID:		Units: mg/L	Prep Date: 06/28/2016	Run No: 319866
SampleType: MS	TestCode: TCL VOLATILE ORGANICS SW8260B		BatchID: 226131	Analysis Date: 06/28/2016	Seq No: 6906037

Analyte	Result	RPT Limit	SPK value	SPK Ref Val	%REC	Low Limit	High Limit	RPD Ref Val	%RPD	RPD Limit	Qual
Trichloroethene	0.05388	0.005	50.00		108	70	136				
Surr: 4-Bromofluorobenzene	0.04763	0	50.00		95.3	70.7	125				
Surr: Dibromofluoromethane	0.05230	0	50.00		105	82.2	120				
Surr: Toluene-d8	0.04992	0	50.00		99.8	81.8	120				

Sample ID: 1606N61-001AMSD	Client ID:		Units: mg/L	Prep Date: 06/28/2016	Run No: 319866
SampleType: MSD	TestCode: TCL VOLATILE ORGANICS SW8260B		BatchID: 226131	Analysis Date: 06/28/2016	Seq No: 6906038

Analyte	Result	RPT Limit	SPK value	SPK Ref Val	%REC	Low Limit	High Limit	RPD Ref Val	%RPD	RPD Limit	Qual
1,1-Dichloroethene	0.06434	0.005	50.00		129	60	150	69.41	7.58	17.7	
Trichloroethene	0.05165	0.005	50.00		103	70	136	53.88	4.23	20	
Surr: 4-Bromofluorobenzene	0.04617	0	50.00		92.3	70.7	125	47.63	0	0	
Surr: Dibromofluoromethane	0.05320	0	50.00		106	82.2	120	52.30	0	0	
Surr: Toluene-d8	0.04962	0	50.00		99.2	81.8	120	49.92	0	0	

Qualifiers:

>	Greater than Result value	<	Less than Result value	B	Analyte detected in the associated method blank
BRL	Below reporting limit	E	Estimated (value above quantitation range)	H	Holding times for preparation or analysis exceeded
J	Estimated value detected below Reporting Limit	N	Analyte not NELAC certified	R	RPD outside limits due to matrix
Rpt Lim	Reporting Limit	S	Spike Recovery outside limits due to matrix		

Client: EarthCon Consultants, Inc.
Project Name: AMC Dalton
Workorder: 1606N60

ANALYTICAL QC SUMMARY REPORT

BatchID: 226191

Sample ID: **MB-226191** Client ID: Units: **mg/L** Prep Date: **06/29/2016** Run No: **320326**
SampleType: **MBLK** TestCode: **METALS, TOTAL SW6010D** BatchID: **226191** Analysis Date: **07/01/2016** Seq No: **6916156**

Analyte	Result	RPT Limit	SPK value	SPK Ref Val	%REC	Low Limit	High Limit	RPD Ref Val	%RPD	RPD Limit	Qual
Arsenic	BRL	0.0500									
Barium	BRL	0.0200									
Cadmium	BRL	0.0050									
Chromium	BRL	0.0100									
Lead	BRL	0.0100									
Selenium	0.005940	0.0200									J
Silver	BRL	0.0100									

Sample ID: **LCS-226191** Client ID: Units: **mg/L** Prep Date: **06/29/2016** Run No: **320326**
SampleType: **LCS** TestCode: **METALS, TOTAL SW6010D** BatchID: **226191** Analysis Date: **07/01/2016** Seq No: **6916157**

Analyte	Result	RPT Limit	SPK value	SPK Ref Val	%REC	Low Limit	High Limit	RPD Ref Val	%RPD	RPD Limit	Qual
Arsenic	1.050	0.0500	1.000		105	80	120				
Barium	1.074	0.0200	1.000		107	80	120				
Cadmium	1.061	0.0050	1.000		106	80	120				
Chromium	1.051	0.0100	1.000		105	80	120				
Lead	1.045	0.0100	1.000		104	80	120				
Selenium	1.032	0.0200	1.000	0.005940	103	80	120				
Silver	0.1046	0.0100	0.1000		105	80	120				

Sample ID: **1606N55-001DMS** Client ID: Units: **mg/L** Prep Date: **06/29/2016** Run No: **320326**
SampleType: **MS** TestCode: **METALS, TOTAL SW6010D** BatchID: **226191** Analysis Date: **07/01/2016** Seq No: **6916159**

Analyte	Result	RPT Limit	SPK value	SPK Ref Val	%REC	Low Limit	High Limit	RPD Ref Val	%RPD	RPD Limit	Qual
Arsenic	1.068	0.0500	1.000	0.009130	106	75	125				
Barium	1.114	0.0200	1.000	0.03045	108	75	125				
Cadmium	1.071	0.0050	1.000		107	75	125				
Chromium	1.061	0.0100	1.000		106	75	125				

Qualifiers:

>	Greater than Result value	<	Less than Result value	B	Analyte detected in the associated method blank
BRL	Below reporting limit	E	Estimated (value above quantitation range)	H	Holding times for preparation or analysis exceeded
J	Estimated value detected below Reporting Limit	N	Analyte not NELAC certified	R	RPD outside limits due to matrix
Rpt Lim	Reporting Limit	S	Spike Recovery outside limits due to matrix		

Client: EarthCon Consultants, Inc.
Project Name: AMC Dalton
Workorder: 1606N60

ANALYTICAL QC SUMMARY REPORT

BatchID: 226191

Sample ID: **1606N55-001DMS** Client ID:
SampleType: **MS** TestCode: **METALS, TOTAL SW6010D**
Units: **mg/L** Prep Date: **06/29/2016** Run No: **320326**
BatchID: **226191** Analysis Date: **07/01/2016** Seq No: **6916159**

Analyte	Result	RPT Limit	SPK value	SPK Ref Val	%REC	Low Limit	High Limit	RPD Ref Val	%RPD	RPD Limit	Qual
Lead	1.053	0.0100	1.000		105	75	125				
Selenium	1.046	0.0200	1.000		105	75	125				
Silver	0.1054	0.0100	0.1000		105	75	125				

Sample ID: **1606N55-001DMSD** Client ID:
SampleType: **MSD** TestCode: **METALS, TOTAL SW6010D**
Units: **mg/L** Prep Date: **06/29/2016** Run No: **320326**
BatchID: **226191** Analysis Date: **07/01/2016** Seq No: **6916160**

Analyte	Result	RPT Limit	SPK value	SPK Ref Val	%REC	Low Limit	High Limit	RPD Ref Val	%RPD	RPD Limit	Qual
Arsenic	1.052	0.0500	1.000	0.009130	104	75	125	1.068	1.50	20	
Barium	1.104	0.0200	1.000	0.03045	107	75	125	1.114	0.872	20	
Cadmium	1.056	0.0050	1.000		106	75	125	1.071	1.44	20	
Chromium	1.047	0.0100	1.000		105	75	125	1.061	1.36	20	
Lead	1.042	0.0100	1.000		104	75	125	1.053	1.04	20	
Selenium	1.039	0.0200	1.000		104	75	125	1.046	0.646	20	
Silver	0.1054	0.0100	0.1000		105	75	125	0.1054	0.038	20	

Qualifiers:

>	Greater than Result value	<	Less than Result value	B	Analyte detected in the associated method blank
BRL	Below reporting limit	E	Estimated (value above quantitation range)	H	Holding times for preparation or analysis exceeded
J	Estimated value detected below Reporting Limit	N	Analyte not NELAC certified	R	RPD outside limits due to matrix
Rpt Lim	Reporting Limit	S	Spike Recovery outside limits due to matrix		

Client: EarthCon Consultants, Inc.
Project Name: AMC Dalton
Workorder: 1606N60

ANALYTICAL QC SUMMARY REPORT

BatchID: 226197

Sample ID: **MB-226197** Client ID: Units: **mg/L** Prep Date: **06/28/2016** Run No: **319957**
SampleType: **MBLK** TestCode: **1,4-Dioxane by SIM GC/MS SW8260B-SIM** BatchID: **226197** Analysis Date: **06/28/2016** Seq No: **6906562**

Analyte	Result	RPT Limit	SPK value	SPK Ref Val	%REC	Low Limit	High Limit	RPD Ref Val	%RPD	RPD Limit	Qual
1,4-Dioxane	BRL	0.0050									
Surr: 4-Bromofluorobenzene	0.05069	0	50.00		101	83.1	115				
Surr: Dibromofluoromethane	0.05197	0	50.00		104	80.6	123				
Surr: Toluene-d8	0.05000	0	50.00		100	85	115				

Sample ID: **LCS-226197** Client ID: Units: **mg/L** Prep Date: **06/28/2016** Run No: **319957**
SampleType: **LCS** TestCode: **1,4-Dioxane by SIM GC/MS SW8260B-SIM** BatchID: **226197** Analysis Date: **06/28/2016** Seq No: **6906561**

Analyte	Result	RPT Limit	SPK value	SPK Ref Val	%REC	Low Limit	High Limit	RPD Ref Val	%RPD	RPD Limit	Qual
1,4-Dioxane	0.008830	0.0050	10.00		88.3	68.2	133				
Surr: 4-Bromofluorobenzene	0.05082	0	50.00		102	83.1	115				
Surr: Dibromofluoromethane	0.05072	0	50.00		101	80.6	123				
Surr: Toluene-d8	0.04977	0	50.00		99.5	85	115				

Sample ID: **1606O91-007AMS** Client ID: Units: **mg/L** Prep Date: **06/28/2016** Run No: **319957**
SampleType: **MS** TestCode: **1,4-Dioxane by SIM GC/MS SW8260B-SIM** BatchID: **226197** Analysis Date: **06/28/2016** Seq No: **6906586**

Analyte	Result	RPT Limit	SPK value	SPK Ref Val	%REC	Low Limit	High Limit	RPD Ref Val	%RPD	RPD Limit	Qual
1,4-Dioxane	0.4245	0.25	500.0		84.9	53	135				
Surr: 4-Bromofluorobenzene	2.495	0	2500		99.8	83.1	115				
Surr: Dibromofluoromethane	2.562	0	2500		102	80.6	123				
Surr: Toluene-d8	2.486	0	2500		99.4	85	115				

Sample ID: **1606O91-007AMSD** Client ID: Units: **mg/L** Prep Date: **06/28/2016** Run No: **319957**
SampleType: **MSD** TestCode: **1,4-Dioxane by SIM GC/MS SW8260B-SIM** BatchID: **226197** Analysis Date: **06/28/2016** Seq No: **6906589**

Analyte	Result	RPT Limit	SPK value	SPK Ref Val	%REC	Low Limit	High Limit	RPD Ref Val	%RPD	RPD Limit	Qual
1,4-Dioxane	0.4605	0.25	500.0		92.1	53	135	424.5	8.14	34.4	

Qualifiers:

>	Greater than Result value	<	Less than Result value	B	Analyte detected in the associated method blank
BRL	Below reporting limit	E	Estimated (value above quantitation range)	H	Holding times for preparation or analysis exceeded
J	Estimated value detected below Reporting Limit	N	Analyte not NELAC certified	R	RPD outside limits due to matrix
Rpt Lim	Reporting Limit	S	Spike Recovery outside limits due to matrix		

Analytical Environmental Services, Inc Date: 5-Jul-16

Client: EarthCon Consultants, Inc.
Project Name: AMC Dalton
Workorder: 1606N60

ANALYTICAL QC SUMMARY REPORT

BatchID: 226197

Sample ID: **1606O91-007AMSD** Client ID: Units: **mg/L** Prep Date: **06/28/2016** Run No: **319957**
SampleType: **MSD** TestCode: **1,4-Dioxane by SIM GC/MS SW8260B-SIM** BatchID: **226197** Analysis Date: **06/28/2016** Seq No: **6906589**

Analyte	Result	RPT Limit	SPK value	SPK Ref Val	%REC	Low Limit	High Limit	RPD Ref Val	%RPD	RPD Limit	Qual
Surr: 4-Bromofluorobenzene	2.456	0	2500		98.2	83.1	115	2495	0	0	
Surr: Dibromofluoromethane	2.585	0	2500		103	80.6	123	2562	0	0	
Surr: Toluene-d8	2.506	0	2500		100	85	115	2486	0	0	

Qualifiers:

>	Greater than Result value	<	Less than Result value	B	Analyte detected in the associated method blank
BRL	Below reporting limit	E	Estimated (value above quantitation range)	H	Holding times for preparation or analysis exceeded
J	Estimated value detected below Reporting Limit	N	Analyte not NELAC certified	R	RPD outside limits due to matrix
Rpt Lim	Reporting Limit	S	Spike Recovery outside limits due to matrix		

AES

ANALYTICAL ENVIRONMENTAL SERVICES, INC.

July 08, 2016

Danielle Edwards
EarthCon Consultants, Inc.
1880 West Oak Parkway
Marietta GA 30062

TEL: (770) 973-2100
FAX: (770) 973-7395

RE: AMC Dalton

Dear Danielle Edwards: Order No: 1606P97

Analytical Environmental Services, Inc. received 5 samples on June 25, 2016 10:45 am for the analyses presented in following report.

No problems were encountered during the analyses. Additionally, all results for the associated Quality Control samples were within EPA and/or AES established limits. Any discrepancies associated with the analyses contained herein will be noted and submitted in the form of a project Case Narrative.
AES's accreditations are as follows:
-NELAC/Florida State Laboratory ID E87582 for analysis of Non-Potable Water, Solid & Chemical Materials, and Drinking Water Microbiology, effective 07/01/16-06/30/17.
-NELAC/Louisiana Agency Interest No. 100818 for or analysis of Non-Potable Water and Solid & Chemical Materials, effective 07/01/16-06/30/17.
-NELAC/Texas Certificate No. T104704509-16-6 for or analysis of Non-Potable Water and Solid & Chemical Materials, effective 03/01/16-02/28/17.
-AIHA-LAP, LLC Laboratory ID: 100671 for Industrial Hygiene samples (Organics, Metals, PCM Asbestos, Gravimetric), Environmental Lead (Paint, Soil, Dust Wipes, Air), and Environmental Microbiology (Fungal) Direct Examination, effective until 09/01/17.

Chris Pafford
Project Manager

Revision 7/8/2016

ANALYTICAL ENVIRONMENTAL SERVICES, INC
3080 Presidential Drive, Atlanta GA 30340-3704
TEL.: (770) 457-8177 / TOLL-FREE (800) 972-4889 / FAX: (770) 457-8188

CHAIN OF CUSTODY

Work Order: 1606P97

Date: 6/24/16 Page 1 of 1

COMPANY: Earthcon

ADDRESS: 1880 W. Oak Pkwy Bldg 100 Suite 106 Marietta, GA 30062

PHONE: 770-973-2100

FAX:

SAMPLED BY: Keaton Henry

SIGNATURE:

ANALYSIS REQUESTED

Visit our website www.aesatlanta.com to check on the status of your results, place bottle orders, etc.

#	SAMPLE ID	SAMPLED DATE	SAMPLED TIME	Grab	Composite	Matrix (See codes)	VOCs	1,4 Dioxane	GC Analysis	Alkalinity SM2320B	TOC SM5310B	Sulfide SM4500-S2F	REMARKS	No # of Containers
1	MW-24	06/24/16	1550	✓		GW	2	2	2	1	1	1	BN	9
2	OBG-W7	06/24/16	1650	✓		GW	2	2	2	1	1	1	MG	9
3	DMW-1	06/24/16	1430	✓		GW	2	2	2	1	1	1	MG	9
4	DMW-6	6/24/16	13:35	✓		GW	2	2	2	1	1	1	KH	9
5														
6														
7														
8														
9														
10														
11														
12														
13														
14														

PRESERVATION (See codes)

RELINQUISHED BY	DATE/TIME	RECEIVED BY	DATE/TIME
1: [signature]	20:04	1: [signature]	6/24/16 20:04
2: [signature]	6/25/16 10:45	2: [signature]	6/25/16 10:45AM
3:		3:	

PROJECT INFORMATION

PROJECT NAME: AMC Dalton

PROJECT #: ~~02-2016~~ 02 20140392.16

SITE ADDRESS:

SEND REPORT TO: Danielle Edwards

INVOICE TO: (IF DIFFERENT FROM ABOVE)

QUOTE #: PO#:

RECEIPT

Total # of Containers: 36

Turnaround Time Request
- (●) Standard 5 Business Days
- ( ) 2 Business Day Rush
- ( ) Next Business Day Rush
- ( ) Same Day Rush (auth req.)
- ( ) Other

STATE PROGRAM (if any):

E-mail? Y / N; Fax? Y / N

DATA PACKAGE: I II III IV

SPECIAL INSTRUCTIONS/COMMENTS: Nitrates - 48 hour hold

SHIPMENT METHOD

OUT / / VIA:

IN / / VIA:

(CLIENT) FedEx UPS MAIL COURIER GREYHOUND OTHER Dropoff

SAMPLES RECEIVED AFTER 3PM OR ON SATURDAY ARE CONSIDERED RECEIVED THE NEXT BUSINESS DAY. IF TURNAROUND TIME IS NOT INDICATED, AES WILL PROCEED WITH STANDARD TAT OF SAMPLES. SAMPLES ARE DISPOSED 30 DAYS AFTER REPORT COMPLETION UNLESS OTHER ARRANGEMENTS ARE MADE.

MATRIX CODES: A = Air GW = Groundwater SE = Sediment SO = Soil SW = Surface Water W = Water (Blanks) DW = Drinking Water (Blanks) O = Other (specify) WW = Waste Water

PRESERVATIVE CODES: H+I = Hydrochloric acid + ice I = Ice only N = Nitric acid S+I = Sulfuric acid + ice S/M+I = Sodium Bisulfate/Methanol + ice O = Other (specify) NA = None

White Copy - Original; Yellow Copy - Client

Analytical Environmental Services, Inc

Date: 8-Jul-16

Client: EarthCon Consultants, Inc.
Project: AMC Dalton
Lab ID: 1606P97

Case Narrative

Sample Receiving Non-conformance:

A Trip Blank was provided but not listed on the Chain of Custody. Trip blank analyzed at no cost to the client.

Analysis for Nitrate was not listed on the Chain of Custody. The indication of Nitrate was only mentioned in the special instructions/comments on the Chain of Custody, indicating the holding time of Nitrate by method E300. Laboratory proceeded with the analysis per project history.

Volatiles Organic Compounds Analysis by Method 8260B:

Due to sample matrix, samples 1606P97-001A, & -002A required dilution during preparation and/or analysis resulting in elevated reporting limits.

IC Analysis by Method 300.0:

Due to sample matrix, sample 1606P97-002C required a dilution during preparation and/or analysis resulting in elevated reporting limits.

Analytical Environmental Services, Inc **Date:** 8-Jul-16

Client:	EarthCon Consultants, Inc.	**Client Sample ID:**	MW-24
Project Name:	AMC Dalton	**Collection Date:**	6/24/2016 3:50:00 PM
Lab ID:	1606P97-001	**Matrix:**	Groundwater

Analyses	Result	Qual	MDL	Reporting Limit	Units	BatchID	DF	Date Analyzed	Analyst
Total Organic Carbon (TOC) by SM5310B									
Organic Carbon, Total	BRL		0.137	1.00	mg/L	R320336	1	07/01/2016 12:36	JW
TCL VOLATILE ORGANICS SW8260B					(SW5030B)				
1,1,1-Trichloroethane	8.9		0.012	0.050	mg/L	226208	50	06/29/2016 20:19	NH
1,1-Dichloroethane	1.3		0.012	0.050	mg/L	226208	50	06/29/2016 20:19	NH
1,1-Dichloroethene	9.4		0.018	0.050	mg/L	226208	50	06/29/2016 20:19	NH
1,2-Dichloroethane	BRL		0.012	0.050	mg/L	226208	50	06/29/2016 20:19	NH
cis-1,2-Dichloroethene	BRL		0.013	0.050	mg/L	226208	50	06/29/2016 20:19	NH
Tetrachloroethene	0.10		0.015	0.050	mg/L	226208	50	06/29/2016 20:19	NH
trans-1,2-Dichloroethene	BRL		0.011	0.050	mg/L	226208	50	06/29/2016 20:19	NH
Trichloroethene	BRL		0.018	0.050	mg/L	226208	50	06/29/2016 20:19	NH
Vinyl chloride	BRL		0.021	0.10	mg/L	226208	50	06/29/2016 20:19	NH
Surr: 4-Bromofluorobenzene	89.7		0	70.7-125	%REC	226208	50	06/29/2016 20:19	NH
Surr: Dibromofluoromethane	120		0	82.2-120	%REC	226208	50	06/29/2016 20:19	NH
Surr: Toluene-d8	103		0	81.8-120	%REC	226208	50	06/29/2016 20:19	NH
Sulfide by SM4500-S2-F									
Sulfide	0.800	J	0.598	1.00	mg/L	R319832	1	06/27/2016 09:00	BD
Inorganic Anions by IC E300.0									
Chloride	68.5		1.11	10.0	mg/L	R320236	10	06/25/2016 14:49	JW
Nitrogen, Nitrate (As N)	0.199	J	0.0239	0.250	mg/L	R320236	1	06/25/2016 13:50	JW
Sulfate	7.66		0.101	1.00	mg/L	R320236	1	06/25/2016 13:50	JW
GC Analysis of Gaseous Samples SOP-RSK 175					(RSK175)				
Ethane	BRL		0.0019	0.0090	mg/L	226113	1	06/28/2016 11:27	MD
Ethylene	BRL		0.0035	0.0070	mg/L	226113	1	06/28/2016 11:27	MD
Methane	0.0049		0.0012	0.0040	mg/L	226113	1	06/28/2016 11:27	MD
Alkalinity by SM2320B									
Alkalinity, Total (As CaCO3)	250		8.40	15.0	mg/L	R320245	5	07/01/2016 10:15	BD
1,4-Dioxane by SIM GC/MS SW8260B-SIM					(SW5030B)				
1,4-Dioxane	BRL		0.045	0.10	mg/L	226198	50	06/29/2016 04:37	NH
Surr: 4-Bromofluorobenzene	99.1		0	83.1-115	%REC	226198	50	06/29/2016 04:37	NH
Surr: Dibromofluoromethane	108		0	80.6-123	%REC	226198	50	06/29/2016 04:37	NH
Surr: Toluene-d8	99.1		0	85-115	%REC	226198	50	06/29/2016 04:37	NH

Qualifiers:

- * Value exceeds maximum contaminant level
- BRL Not detected at MDL
- H Holding times for preparation or analysis exceeded
- N Analyte not NELAC certified
- B Analyte detected in the associated method blank
- NC Not confirmed
- E Estimated value above quantitation range
- S Spike Recovery outside limits due to matrix
- J Estimated value detected below Reporting Limit
- > Greater than Result value
- < Less than Result value
- Narr See case narrative

Analytical Environmental Services, Inc **Date:** 8-Jul-16

Client:	EarthCon Consultants, Inc.	**Client Sample ID:**	OBG-W7
Project Name:	AMC Dalton	**Collection Date:**	6/24/2016 4:50:00 PM
Lab ID:	1606P97-002	**Matrix:**	Groundwater

Analyses	Result	Qual	MDL	Reporting Limit	Units	BatchID	DF	Date Analyzed	Analyst
Total Organic Carbon (TOC) by SM5310B									
Organic Carbon, Total	BRL		0.137	1.00	mg/L	R320336	1	07/01/2016 12:54	JW
TCL VOLATILE ORGANICS SW8260B					(SW5030B)				
1,1,1-Trichloroethane	6.7		0.012	0.050	mg/L	226208	50	06/29/2016 19:55	NH
1,1-Dichloroethane	0.25		0.012	0.050	mg/L	226208	50	06/29/2016 19:55	NH
1,1-Dichloroethene	8.9		0.018	0.050	mg/L	226208	50	06/29/2016 19:55	NH
1,2-Dichloroethane	BRL		0.012	0.050	mg/L	226208	50	06/29/2016 19:55	NH
cis-1,2-Dichloroethene	BRL		0.013	0.050	mg/L	226208	50	06/29/2016 19:55	NH
Tetrachloroethene	0.090		0.015	0.050	mg/L	226208	50	06/29/2016 19:55	NH
trans-1,2-Dichloroethene	BRL		0.011	0.050	mg/L	226208	50	06/29/2016 19:55	NH
Trichloroethene	BRL		0.018	0.050	mg/L	226208	50	06/29/2016 19:55	NH
Vinyl chloride	BRL		0.021	0.10	mg/L	226208	50	06/29/2016 19:55	NH
Surr: 4-Bromofluorobenzene	88.9		0	70.7-125	%REC	226208	50	06/29/2016 19:55	NH
Surr: Dibromofluoromethane	112		0	82.2-120	%REC	226208	50	06/29/2016 19:55	NH
Surr: Toluene-d8	98.3		0	81.8-120	%REC	226208	50	06/29/2016 19:55	NH
Sulfide by SM4500-S2-F									
Sulfide	BRL		0.598	1.00	mg/L	R319832	1	06/27/2016 09:00	BD
Inorganic Anions by IC E300.0									
Chloride	62.4		2.23	20.0	mg/L	R320236	20	06/25/2016 15:33	JW
Nitrogen, Nitrate (As N)	0.979	J	0.478	5.00	mg/L	R320236	20	06/25/2016 15:33	JW
Sulfate	13.8	J	2.02	20.0	mg/L	R320236	20	06/25/2016 15:33	JW
GC Analysis of Gaseous Samples SOP-RSK 175					(RSK175)				
Ethane	0.0022	J	0.0019	0.0090	mg/L	226113	1	06/28/2016 11:31	MD
Ethylene	BRL		0.0035	0.0070	mg/L	226113	1	06/28/2016 11:31	MD
Methane	1.1		0.012	0.040	mg/L	226113	10	06/28/2016 11:52	MD
Alkalinity by SM2320B									
Alkalinity, Total (As CaCO3)	310		8.40	15.0	mg/L	R320245	5	07/01/2016 10:15	BD
1,4-Dioxane by SIM GC/MS SW8260B-SIM					(SW5030B)				
1,4-Dioxane	0.053	J	0.045	0.10	mg/L	226198	50	06/29/2016 05:03	NH
Surr: 4-Bromofluorobenzene	100		0	83.1-115	%REC	226198	50	06/29/2016 05:03	NH
Surr: Dibromofluoromethane	104		0	80.6-123	%REC	226198	50	06/29/2016 05:03	NH
Surr: Toluene-d8	98.4		0	85-115	%REC	226198	50	06/29/2016 05:03	NH

Qualifiers:

- * Value exceeds maximum contaminant level
- BRL Not detected at MDL
- H Holding times for preparation or analysis exceeded
- N Analyte not NELAC certified
- B Analyte detected in the associated method blank
- NC Not confirmed
- E Estimated value above quantitation range
- S Spike Recovery outside limits due to matrix
- J Estimated value detected below Reporting Limit
- > Greater than Result value
- < Less than Result value
- Narr See case narrative

Analytical Environmental Services, Inc **Date:** 8-Jul-16

Client:	EarthCon Consultants, Inc.	**Client Sample ID:**	DMW-1
Project Name:	AMC Dalton	**Collection Date:**	6/24/2016 2:30:00 PM
Lab ID:	1606P97-003	**Matrix:**	Groundwater

Analyses	Result	Qual	MDL	Reporting Limit	Units	BatchID	DF	Date Analyzed	Analyst
Total Organic Carbon (TOC) by SM5310B									
Organic Carbon, Total	0.610	J	0.137	1.00	mg/L	R320336	1	07/01/2016 13:10	JW
TCL VOLATILE ORGANICS SW8260B					(SW5030B)				
1,1,1-Trichloroethane	0.50		0.0025	0.050	mg/L	226265	10	06/30/2016 02:58	NH
1,1-Dichloroethane	0.013		0.00025	0.005	mg/L	226265	1	06/30/2016 06:28	NH
1,1-Dichloroethene	1.3		0.0036	0.050	mg/L	226265	10	06/30/2016 02:58	NH
1,2-Dichloroethane	0.001	J	0.00024	0.005	mg/L	226265	1	06/30/2016 06:28	NH
cis-1,2-Dichloroethene	BRL		0.00027	0.005	mg/L	226265	1	06/30/2016 06:28	NH
Tetrachloroethene	0.001	J	0.00029	0.005	mg/L	226265	1	06/30/2016 06:28	NH
trans-1,2-Dichloroethene	BRL		0.00022	0.005	mg/L	226265	1	06/30/2016 06:28	NH
Trichloroethene	BRL		0.00035	0.005	mg/L	226265	1	06/30/2016 06:28	NH
Vinyl chloride	0.001	J	0.00042	0.002	mg/L	226265	1	06/30/2016 06:28	NH
Surr: 4-Bromofluorobenzene	95		0	70.7-125	%REC	226265	1	06/30/2016 06:28	NH
Surr: 4-Bromofluorobenzene	91.9		0	70.7-125	%REC	226265	10	06/30/2016 02:58	NH
Surr: Dibromofluoromethane	125	S	0	82.2-120	%REC	226265	1	06/30/2016 06:28	NH
Surr: Dibromofluoromethane	114		0	82.2-120	%REC	226265	10	06/30/2016 02:58	NH
Surr: Toluene-d8	102		0	81.8-120	%REC	226265	1	06/30/2016 06:28	NH
Surr: Toluene-d8	101		0	81.8-120	%REC	226265	10	06/30/2016 02:58	NH
Sulfide by SM4500-S2-F									
Sulfide	2.00		0.598	1.00	mg/L	R319832	1	06/27/2016 09:00	BD
Inorganic Anions by IC E300.0									
Chloride	4.31		0.111	1.00	mg/L	R320236	1	06/25/2016 14:19	JW
Nitrogen, Nitrate (As N)	0.0500	J	0.0239	0.250	mg/L	R320236	1	06/25/2016 14:19	JW
Sulfate	7.16		0.101	1.00	mg/L	R320236	1	06/25/2016 14:19	JW
GC Analysis of Gaseous Samples SOP-RSK 175					(RSK175)				
Ethane	BRL		0.0019	0.0090	mg/L	226113	1	06/28/2016 11:37	MD
Ethylene	BRL		0.0035	0.0070	mg/L	226113	1	06/28/2016 11:37	MD
Methane	0.0083		0.0012	0.0040	mg/L	226113	1	06/28/2016 11:37	MD
Alkalinity by SM2320B									
Alkalinity, Total (As CaCO3)	240		8.40	15.0	mg/L	R320245	5	07/01/2016 10:15	BD
1,4-Dioxane by SIM GC/MS SW8260B-SIM					(SW5030B)				
1,4-Dioxane	0.014		0.00090	0.0020	mg/L	226198	1	06/29/2016 05:29	NH
Surr: 4-Bromofluorobenzene	100		0	83.1-115	%REC	226198	1	06/29/2016 05:29	NH
Surr: Dibromofluoromethane	108		0	80.6-123	%REC	226198	1	06/29/2016 05:29	NH
Surr: Toluene-d8	100		0	85-115	%REC	226198	1	06/29/2016 05:29	NH

Qualifiers:

- * Value exceeds maximum contaminant level
- BRL Not detected at MDL
- H Holding times for preparation or analysis exceeded
- N Analyte not NELAC certified
- B Analyte detected in the associated method blank
- NC Not confirmed
- E Estimated value above quantitation range
- S Spike Recovery outside limits due to matrix
- J Estimated value detected below Reporting Limit
- > Greater than Result value
- < Less than Result value
- Narr See case narrative

Analytical Environmental Services, Inc **Date:** 8-Jul-16

Client:	EarthCon Consultants, Inc.	**Client Sample ID:**	DMW-6
Project Name:	AMC Dalton	**Collection Date:**	6/24/2016 1:35:00 PM
Lab ID:	1606P97-004	**Matrix:**	Groundwater

Analyses	Result	Qual	MDL	Reporting Limit	Units	BatchID	DF	Date Analyzed	Analyst
Total Organic Carbon (TOC) by SM5310B									
Organic Carbon, Total	BRL		0.137	1.00	mg/L	R320336	1	07/01/2016 13:26	JW
TCL VOLATILE ORGANICS SW8260B						(SW5030B)			
1,1,1-Trichloroethane	0.062		0.00025	0.005	mg/L	226265	1	06/30/2016 06:51	NH
1,1-Dichloroethane	0.019		0.00025	0.005	mg/L	226265	1	06/30/2016 06:51	NH
1,1-Dichloroethene	0.034		0.00036	0.005	mg/L	226265	1	06/30/2016 06:51	NH
1,2-Dichloroethane	BRL		0.00024	0.005	mg/L	226265	1	06/30/2016 06:51	NH
cis-1,2-Dichloroethene	0.098		0.00027	0.005	mg/L	226265	1	06/30/2016 06:51	NH
Tetrachloroethene	0.46		0.0029	0.050	mg/L	226265	10	06/30/2016 03:21	NH
trans-1,2-Dichloroethene	BRL		0.00022	0.005	mg/L	226265	1	06/30/2016 06:51	NH
Trichloroethene	0.17		0.00035	0.005	mg/L	226265	1	06/30/2016 06:51	NH
Vinyl chloride	0.052		0.00042	0.002	mg/L	226265	1	06/30/2016 06:51	NH
Surr: 4-Bromofluorobenzene	91.8		0	70.7-125	%REC	226265	1	06/30/2016 06:51	NH
Surr: 4-Bromofluorobenzene	87		0	70.7-125	%REC	226265	10	06/30/2016 03:21	NH
Surr: Dibromofluoromethane	117		0	82.2-120	%REC	226265	1	06/30/2016 06:51	NH
Surr: Dibromofluoromethane	111		0	82.2-120	%REC	226265	10	06/30/2016 03:21	NH
Surr: Toluene-d8	103		0	81.8-120	%REC	226265	1	06/30/2016 06:51	NH
Surr: Toluene-d8	101		0	81.8-120	%REC	226265	10	06/30/2016 03:21	NH
Sulfide by SM4500-S2-F									
Sulfide	BRL		0.598	1.00	mg/L	R319832	1	06/27/2016 09:00	BD
Inorganic Anions by IC E300.0									
Chloride	7.05		0.111	1.00	mg/L	R320236	1	06/25/2016 14:34	JW
Nitrogen, Nitrate (As N)	0.0375	J	0.0239	0.250	mg/L	R320236	1	06/25/2016 14:34	JW
Sulfate	10.1		0.101	1.00	mg/L	R320236	1	06/25/2016 14:34	JW
GC Analysis of Gaseous Samples SOP-RSK 175						(RSK175)			
Ethane	BRL		0.0019	0.0090	mg/L	226113	1	06/28/2016 11:57	MD
Ethylene	0.013		0.0035	0.0070	mg/L	226113	1	06/28/2016 11:57	MD
Methane	0.28		0.0024	0.0080	mg/L	226113	2	06/28/2016 12:20	MD
Alkalinity by SM2320B									
Alkalinity, Total (As CaCO3)	340		8.40	15.0	mg/L	R320245	5	07/01/2016 10:15	BD
1,4-Dioxane by SIM GC/MS SW8260B-SIM						(SW5030B)			
1,4-Dioxane	0.028		0.00090	0.0020	mg/L	226197	1	06/29/2016 14:04	NH
Surr: 4-Bromofluorobenzene	97.9		0	83.1-115	%REC	226197	1	06/29/2016 14:04	NH
Surr: Dibromofluoromethane	105		0	80.6-123	%REC	226197	1	06/29/2016 14:04	NH
Surr: Toluene-d8	98.9		0	85-115	%REC	226197	1	06/29/2016 14:04	NH

Qualifiers:

- * Value exceeds maximum contaminant level
- BRL Not detected at MDL
- H Holding times for preparation or analysis exceeded
- N Analyte not NELAC certified
- B Analyte detected in the associated method blank
- NC Not confirmed
- E Estimated value above quantitation range
- S Spike Recovery outside limits due to matrix
- J Estimated value detected below Reporting Limit
- > Greater than Result value
- < Less than Result value
- Narr See case narrative

Analytical Environmental Services, Inc **Date:** 8-Jul-16

Client:	EarthCon Consultants, Inc.	**Client Sample ID:**	TRIP BLANK
Project Name:	AMC Dalton	**Collection Date:**	6/25/2016
Lab ID:	1606P97-005	**Matrix:**	Aqueous

Analyses	Result	Qual	MDL	Reporting Limit	Units	BatchID	DF	Date Analyzed	Analyst
TCL VOLATILE ORGANICS SW8260B				(SW5030B)					
1,1,1-Trichloroethane	BRL		0.00025	0.005	mg/L	226131	1	06/28/2016 13:39	NH
1,1-Dichloroethane	BRL		0.00025	0.005	mg/L	226131	1	06/28/2016 13:39	NH
1,1-Dichloroethene	BRL		0.00036	0.005	mg/L	226131	1	06/28/2016 13:39	NH
1,2-Dichloroethane	BRL		0.00024	0.005	mg/L	226131	1	06/28/2016 13:39	NH
cis-1,2-Dichloroethene	BRL		0.00027	0.005	mg/L	226131	1	06/28/2016 13:39	NH
Tetrachloroethene	BRL		0.00029	0.005	mg/L	226131	1	06/28/2016 13:39	NH
trans-1,2-Dichloroethene	BRL		0.00022	0.005	mg/L	226131	1	06/28/2016 13:39	NH
Trichloroethene	BRL		0.00035	0.005	mg/L	226131	1	06/28/2016 13:39	NH
Vinyl chloride	BRL		0.00042	0.002	mg/L	226131	1	06/28/2016 13:39	NH
Surr: 4-Bromofluorobenzene	95.6		0	70.7-125	%REC	226131	1	06/28/2016 13:39	NH
Surr: Dibromofluoromethane	112		0	82.2-120	%REC	226131	1	06/28/2016 13:39	NH
Surr: Toluene-d8	101		0	81.8-120	%REC	226131	1	06/28/2016 13:39	NH

Qualifiers:

*	Value exceeds maximum contaminant level	E	Estimated value above quantitation range
BRL	Not detected at MDL	S	Spike Recovery outside limits due to matrix
H	Holding times for preparation or analysis exceeded	J	Estimated value detected below Reporting Limit
N	Analyte not NELAC certified	>	Greater than Result value
B	Analyte detected in the associated method blank	<	Less than Result value
NC	Not confirmed	Narr	See case narrative

Analytical Environmental Services, Inc.

Sample/Cooler Receipt Checklist

Client Earth Con Work Order Number 1606P97

Checklist completed by _____ 6/25/16
Signature Date

Carrier name: FedEx __ UPS __ Courier __ Client __ US Mail __ Other _____

Shipping container/cooler in good condition? Yes ✓ No __ Not Present __

Custody seals intact on shipping container/cooler? Yes __ No __ Not Present ✓

Custody seals intact on sample bottles? Yes __ No __ Not Present ✓

Container/Temp Blank temperature in compliance? (0°≤6°C)* Yes ✓ No __

Cooler #1 0.7 Cooler #2 _____ Cooler #3 _____ Cooler #4 _____ Cooler#5 _____ Cooler #6 _____

Chain of custody present? Yes ✓ No __

Chain of custody signed when relinquished and received? Yes ✓ No __

Chain of custody agrees with sample labels? Yes __ No ✓

Samples in proper container/bottle? Yes ✓ No __

Sample containers intact? Yes ✓ No __

Sufficient sample volume for indicated test? Yes ✓ No __

All samples received within holding time? Yes ✓ No __

Was TAT marked on the COC? Yes ✓ No __

Proceed with Standard TAT as per project history? Yes __ No __ Not Applicable ✓

Water - VOA vials have zero headspace? No VOA vials submitted __ Yes ✓ No __

Water - pH acceptable upon receipt? Yes ✓ No __ Not Applicable __

Adjusted? _____ Checked by _____

Sample Condition: Good ✓ Other(Explain) _____

(For diffusive samples or AIHA lead) Is a known blank included? Yes __ No ✓

See Case Narrative for resolution of the Non-Conformance.

* Samples do not have to comply with the given range for certain parameters.

\\Aes_server\I\Sample Receipt\My Documents\COCs and pH Adjustment Sheet\Sample_Cooler_Receipt_Checklist_Rev1.rtf

Client: EarthCon Consultants, Inc.
Project Name: AMC Dalton
Lab Order: 1606P97

Dates Report

Lab Sample ID	Client Sample ID	Collection Date	Matrix	Test Name	TCLP Date	Prep Date	Analysis Date
1606P97-001A	MW-24	6/24/2016 3:50:00PM	Groundwater	Volatile Organic Compounds by GC/MS		6/28/2016 10:34:00 PM	06/29/2016
1606P97-001A	MW-24	6/24/2016 3:50:00PM	Groundwater	TCL VOLATILE ORGANICS		6/29/2016 10:02:00 AM	06/29/2016
1606P97-001B	MW-24	6/24/2016 3:50:00PM	Groundwater	GC Analysis of Gaseous Samples		6/28/2016 9:34:50 AM	06/28/2016
1606P97-001C	MW-24	6/24/2016 3:50:00PM	Groundwater	Inorganic Anions by IC			06/25/2016
1606P97-001C	MW-24	6/24/2016 3:50:00PM	Groundwater	Alkalinity by SM2320B			07/01/2016
1606P97-001D	MW-24	6/24/2016 3:50:00PM	Groundwater	Total Organic Carbon by SM5310B			07/01/2016
1606P97-001E	MW-24	6/24/2016 3:50:00PM	Groundwater	Sulfide by SM4500-S2-F			06/27/2016
1606P97-002A	OBG-W7	6/24/2016 4:50:00PM	Groundwater	Volatile Organic Compounds by GC/MS		6/28/2016 10:34:00 PM	06/29/2016
1606P97-002A	OBG-W7	6/24/2016 4:50:00PM	Groundwater	TCL VOLATILE ORGANICS		6/29/2016 10:02:00 AM	06/29/2016
1606P97-002B	OBG-W7	6/24/2016 4:50:00PM	Groundwater	GC Analysis of Gaseous Samples		6/28/2016 9:34:50 AM	06/28/2016
1606P97-002C	OBG-W7	6/24/2016 4:50:00PM	Groundwater	Inorganic Anions by IC			06/25/2016
1606P97-002C	OBG-W7	6/24/2016 4:50:00PM	Groundwater	Alkalinity by SM2320B			07/01/2016
1606P97-002D	OBG-W7	6/24/2016 4:50:00PM	Groundwater	Total Organic Carbon by SM5310B			07/01/2016
1606P97-002E	OBG-W7	6/24/2016 4:50:00PM	Groundwater	Sulfide by SM4500-S2-F			06/27/2016
1606P97-003A	DMW-1	6/24/2016 2:30:00PM	Groundwater	Volatile Organic Compounds by GC/MS		6/28/2016 10:34:00 PM	06/29/2016
1606P97-003A	DMW-1	6/24/2016 2:30:00PM	Groundwater	TCL VOLATILE ORGANICS		6/29/2016 5:11:00 PM	06/30/2016
1606P97-003B	DMW-1	6/24/2016 2:30:00PM	Groundwater	GC Analysis of Gaseous Samples		6/28/2016 9:34:50 AM	06/28/2016
1606P97-003C	DMW-1	6/24/2016 2:30:00PM	Groundwater	Inorganic Anions by IC			06/25/2016
1606P97-003C	DMW-1	6/24/2016 2:30:00PM	Groundwater	Alkalinity by SM2320B			07/01/2016
1606P97-003D	DMW-1	6/24/2016 2:30:00PM	Groundwater	Total Organic Carbon by SM5310B			07/01/2016
1606P97-003E	DMW-1	6/24/2016 2:30:00PM	Groundwater	Sulfide by SM4500-S2-F			06/27/2016
1606P97-004A	DMW-6	6/24/2016 1:35:00PM	Groundwater	Volatile Organic Compounds by GC/MS		6/28/2016 10:00:35 AM	06/29/2016
1606P97-004A	DMW-6	6/24/2016 1:35:00PM	Groundwater	TCL VOLATILE ORGANICS		6/29/2016 5:11:00 PM	06/30/2016
1606P97-004B	DMW-6	6/24/2016 1:35:00PM	Groundwater	GC Analysis of Gaseous Samples		6/28/2016 9:34:50 AM	06/28/2016
1606P97-004C	DMW-6	6/24/2016 1:35:00PM	Groundwater	Inorganic Anions by IC			06/25/2016
1606P97-004C	DMW-6	6/24/2016 1:35:00PM	Groundwater	Alkalinity by SM2320B			07/01/2016
1606P97-004D	DMW-6	6/24/2016 1:35:00PM	Groundwater	Total Organic Carbon by SM5310B			07/01/2016
1606P97-004E	DMW-6	6/24/2016 1:35:00PM	Groundwater	Sulfide by SM4500-S2-F			06/27/2016
1606P97-005A	TRIP BLANK	6/25/2016 12:00:00AM	Aqueous	TCL VOLATILE ORGANICS		6/28/2016 11:13:00 AM	06/28/2016

Client: EarthCon Consultants, Inc.
Project Name: AMC Dalton
Workorder: 1606P97

ANALYTICAL QC SUMMARY REPORT

BatchID: 226113

Sample ID: **MB-226113** Client ID:
SampleType: **MBLK** TestCode: **GC Analysis of Gaseous Samples SOP-RSK 175**
Units: **mg/L** Prep Date: **06/28/2016** Run No: **319868**
BatchID: **226113** Analysis Date: **06/28/2016** Seq No: **6904061**

Analyte	Result	RPT Limit	SPK value	SPK Ref Val	%REC	Low Limit	High Limit	RPD Ref Val	%RPD	RPD Limit	Qual
Ethane	BRL	0.0090									
Ethylene	BRL	0.0070									
Methane	BRL	0.0040									

Sample ID: **LCS-226113** Client ID:
SampleType: **LCS** TestCode: **GC Analysis of Gaseous Samples SOP-RSK 175**
Units: **mg/L** Prep Date: **06/28/2016** Run No: **319868**
BatchID: **226113** Analysis Date: **06/28/2016** Seq No: **6904062**

Analyte	Result	RPT Limit	SPK value	SPK Ref Val	%REC	Low Limit	High Limit	RPD Ref Val	%RPD	RPD Limit	Qual
Ethane	0.1317	0.0090	200.0		65.8	40.9	115				
Ethylene	0.08947	0.0070	200.0		44.7	26.8	115				
Methane	0.1408	0.0040	200.0		70.4	45.9	115				

Sample ID: **LCSD-226113** Client ID:
SampleType: **LCSD** TestCode: **GC Analysis of Gaseous Samples SOP-RSK 175**
Units: **mg/L** Prep Date: **06/28/2016** Run No: **319868**
BatchID: **226113** Analysis Date: **06/28/2016** Seq No: **6904063**

Analyte	Result	RPT Limit	SPK value	SPK Ref Val	%REC	Low Limit	High Limit	RPD Ref Val	%RPD	RPD Limit	Qual
Ethane	0.1293	0.0090	200.0		64.7	40.9	115	131.7	1.79	20	
Ethylene	0.08901	0.0070	200.0		44.5	26.8	115	89.47	0.518	20	
Methane	0.1407	0.0040	200.0		70.3	45.9	115	140.8	0.104	20	

Sample ID: **1606P94-001BMS** Client ID:
SampleType: **MS** TestCode: **GC Analysis of Gaseous Samples SOP-RSK 175**
Units: **mg/L** Prep Date: **06/28/2016** Run No: **319868**
BatchID: **226113** Analysis Date: **06/28/2016** Seq No: **6904078**

Analyte	Result	RPT Limit	SPK value	SPK Ref Val	%REC	Low Limit	High Limit	RPD Ref Val	%RPD	RPD Limit	Qual
Ethane	0.1128	0.0090	200.0		56.4	40.5	115				
Ethylene	0.07510	0.0070	200.0		37.6	23	115				

Qualifiers:

>	Greater than Result value	<	Less than Result value	B	Analyte detected in the associated method blank
BRL	Below reporting limit	E	Estimated (value above quantitation range)	H	Holding times for preparation or analysis exceeded
J	Estimated value detected below Reporting Limit	N	Analyte not NELAC certified	R	RPD outside limits due to matrix
Rpt Lim	Reporting Limit	S	Spike Recovery outside limits due to matrix		

Client: EarthCon Consultants, Inc.
Project Name: AMC Dalton
Workorder: 1606P97

ANALYTICAL QC SUMMARY REPORT

BatchID: 226113

Sample ID: 1606P94-001BMS	Client ID:				Units: mg/L		Prep Date: 06/28/2016		Run No: 319868	
SampleType: MS	TestCode: GC Analysis of Gaseous Samples SOP-RSK 175				BatchID: 226113		Analysis Date: 06/28/2016		Seq No: 6904080	
Analyte	Result	RPT Limit	SPK value	SPK Ref Val	%REC	Low Limit	High Limit	RPD Ref Val	%RPD	RPD Limit	Qual
Methane	5.458	0.16	200.0	5306	75.6	40	115				

Sample ID: 1606P94-001BMSD	Client ID:				Units: mg/L		Prep Date: 06/28/2016		Run No: 319868	
SampleType: MSD	TestCode: GC Analysis of Gaseous Samples SOP-RSK 175				BatchID: 226113		Analysis Date: 06/28/2016		Seq No: 6904079	
Analyte	Result	RPT Limit	SPK value	SPK Ref Val	%REC	Low Limit	High Limit	RPD Ref Val	%RPD	RPD Limit	Qual
Ethane	0.1123	0.0090	200.0		56.2	40.5	115	112.8	0.410	20	
Ethylene	0.07597	0.0070	200.0		38.0	23	115	75.10	1.15	20	

Sample ID: 1606P94-001BMSD	Client ID:				Units: mg/L		Prep Date: 06/28/2016		Run No: 319868	
SampleType: MSD	TestCode: GC Analysis of Gaseous Samples SOP-RSK 175				BatchID: 226113		Analysis Date: 06/28/2016		Seq No: 6904081	
Analyte	Result	RPT Limit	SPK value	SPK Ref Val	%REC	Low Limit	High Limit	RPD Ref Val	%RPD	RPD Limit	Qual
Methane	5.329	0.16	200.0	5306	11.3	40	115	5458	2.39	20	S

Qualifiers:

>	Greater than Result value	<	Less than Result value	B	Analyte detected in the associated method blank
BRL	Below reporting limit	E	Estimated (value above quantitation range)	H	Holding times for preparation or analysis exceeded
J	Estimated value detected below Reporting Limit	N	Analyte not NELAC certified	R	RPD outside limits due to matrix
Rpt Lim	Reporting Limit	S	Spike Recovery outside limits due to matrix		

Client: EarthCon Consultants, Inc.
Project Name: AMC Dalton
Workorder: 1606P97

ANALYTICAL QC SUMMARY REPORT

BatchID: 226131

Sample ID: **MB-226131** Client ID:
SampleType: **MBLK** TestCode: **TCL VOLATILE ORGANICS SW8260B**
Units: **mg/L** Prep Date: **06/28/2016** Run No: **319866**
BatchID: **226131** Analysis Date: **06/28/2016** Seq No: **6906028**

Analyte	Result	RPT Limit	SPK value	SPK Ref Val	%REC	Low Limit	High Limit	RPD Ref Val	%RPD	RPD Limit	Qual
1,1,1-Trichloroethane	BRL	0.005									
1,1-Dichloroethane	BRL	0.005									
1,1-Dichloroethene	BRL	0.005									
1,2-Dichloroethane	BRL	0.005									
cis-1,2-Dichloroethene	BRL	0.005									
Tetrachloroethene	BRL	0.005									
trans-1,2-Dichloroethene	BRL	0.005									
Trichloroethene	BRL	0.005									
Vinyl chloride	BRL	0.002									
Surr: 4-Bromofluorobenzene	0.04821	0	50.00		96.4	70.7	125				
Surr: Dibromofluoromethane	0.05377	0	50.00		108	82.2	120				
Surr: Toluene-d8	0.05061	0	50.00		101	81.8	120				

Sample ID: **LCS-226131** Client ID:
SampleType: **LCS** TestCode: **TCL VOLATILE ORGANICS SW8260B**
Units: **mg/L** Prep Date: **06/28/2016** Run No: **319866**
BatchID: **226131** Analysis Date: **06/28/2016** Seq No: **6906029**

Analyte	Result	RPT Limit	SPK value	SPK Ref Val	%REC	Low Limit	High Limit	RPD Ref Val	%RPD	RPD Limit	Qual
1,1-Dichloroethene	0.05722	0.005	50.00		114	65.3	137				
Trichloroethene	0.04562	0.005	50.00		91.2	73.1	128				
Surr: 4-Bromofluorobenzene	0.04731	0	50.00		94.6	70.7	125				
Surr: Dibromofluoromethane	0.05128	0	50.00		103	82.2	120				
Surr: Toluene-d8	0.04959	0	50.00		99.2	81.8	120				

Sample ID: **1606N61-001AMS** Client ID:
SampleType: **MS** TestCode: **TCL VOLATILE ORGANICS SW8260B**
Units: **mg/L** Prep Date: **06/28/2016** Run No: **319866**
BatchID: **226131** Analysis Date: **06/28/2016** Seq No: **6906037**

Analyte	Result	RPT Limit	SPK value	SPK Ref Val	%REC	Low Limit	High Limit	RPD Ref Val	%RPD	RPD Limit	Qual
1,1-Dichloroethene	0.06941	0.005	50.00		139	60	150				

Qualifiers:

>	Greater than Result value	<	Less than Result value	B	Analyte detected in the associated method blank
BRL	Below reporting limit	E	Estimated (value above quantitation range)	H	Holding times for preparation or analysis exceeded
J	Estimated value detected below Reporting Limit	N	Analyte not NELAC certified	R	RPD outside limits due to matrix
Rpt Lim	Reporting Limit	S	Spike Recovery outside limits due to matrix		

Client: EarthCon Consultants, Inc.
Project Name: AMC Dalton
Workorder: 1606P97

ANALYTICAL QC SUMMARY REPORT

BatchID: 226131

Sample ID: 1606N61-001AMS	Client ID:		Units: mg/L	Prep Date: 06/28/2016	Run No: 319866
SampleType: MS	TestCode: TCL VOLATILE ORGANICS SW8260B		BatchID: 226131	Analysis Date: 06/28/2016	Seq No: 6906037

Analyte	Result	RPT Limit	SPK value	SPK Ref Val	%REC	Low Limit	High Limit	RPD Ref Val	%RPD	RPD Limit	Qual
Trichloroethene	0.05388	0.005	50.00		108	70	136				
Surr: 4-Bromofluorobenzene	0.04763	0	50.00		95.3	70.7	125				
Surr: Dibromofluoromethane	0.05230	0	50.00		105	82.2	120				
Surr: Toluene-d8	0.04992	0	50.00		99.8	81.8	120				

Sample ID: 1606N61-001AMSD	Client ID:		Units: mg/L	Prep Date: 06/28/2016	Run No: 319866
SampleType: MSD	TestCode: TCL VOLATILE ORGANICS SW8260B		BatchID: 226131	Analysis Date: 06/28/2016	Seq No: 6906038

Analyte	Result	RPT Limit	SPK value	SPK Ref Val	%REC	Low Limit	High Limit	RPD Ref Val	%RPD	RPD Limit	Qual
1,1-Dichloroethene	0.06434	0.005	50.00		129	60	150	69.41	7.58	17.7	
Trichloroethene	0.05165	0.005	50.00		103	70	136	53.88	4.23	20	
Surr: 4-Bromofluorobenzene	0.04617	0	50.00		92.3	70.7	125	47.63	0	0	
Surr: Dibromofluoromethane	0.05320	0	50.00		106	82.2	120	52.30	0	0	
Surr: Toluene-d8	0.04962	0	50.00		99.2	81.8	120	49.92	0	0	

Qualifiers:

>	Greater than Result value	<	Less than Result value	B	Analyte detected in the associated method blank
BRL	Below reporting limit	E	Estimated (value above quantitation range)	H	Holding times for preparation or analysis exceeded
J	Estimated value detected below Reporting Limit	N	Analyte not NELAC certified	R	RPD outside limits due to matrix
Rpt Lim	Reporting Limit	S	Spike Recovery outside limits due to matrix		

Client: EarthCon Consultants, Inc.
Project Name: AMC Dalton
Workorder: 1606P97

ANALYTICAL QC SUMMARY REPORT

BatchID: 226197

Sample ID: **MB-226197** Client ID:
SampleType: **MBLK** TestCode: **1,4-Dioxane by SIM GC/MS SW8260B-SIM**
Units: **mg/L** Prep Date: **06/28/2016** Run No: **319957**
BatchID: **226197** Analysis Date: **06/28/2016** Seq No: **6906562**

Analyte	Result	RPT Limit	SPK value	SPK Ref Val	%REC	Low Limit	High Limit	RPD Ref Val	%RPD	RPD Limit	Qual
1,4-Dioxane	BRL	0.0050									
Surr: 4-Bromofluorobenzene	0.05069	0	50.00		101	83.1	115				
Surr: Dibromofluoromethane	0.05197	0	50.00		104	80.6	123				
Surr: Toluene-d8	0.05000	0	50.00		100	85	115				

Sample ID: **LCS-226197** Client ID:
SampleType: **LCS** TestCode: **1,4-Dioxane by SIM GC/MS SW8260B-SIM**
Units: **mg/L** Prep Date: **06/28/2016** Run No: **319957**
BatchID: **226197** Analysis Date: **06/28/2016** Seq No: **6906561**

Analyte	Result	RPT Limit	SPK value	SPK Ref Val	%REC	Low Limit	High Limit	RPD Ref Val	%RPD	RPD Limit	Qual
1,4-Dioxane	0.008830	0.0050	10.00		88.3	68.2	133				
Surr: 4-Bromofluorobenzene	0.05082	0	50.00		102	83.1	115				
Surr: Dibromofluoromethane	0.05072	0	50.00		101	80.6	123				
Surr: Toluene-d8	0.04977	0	50.00		99.5	85	115				

Sample ID: **1606O91-007AMS** Client ID:
SampleType: **MS** TestCode: **1,4-Dioxane by SIM GC/MS SW8260B-SIM**
Units: **mg/L** Prep Date: **06/28/2016** Run No: **319957**
BatchID: **226197** Analysis Date: **06/28/2016** Seq No: **6906586**

Analyte	Result	RPT Limit	SPK value	SPK Ref Val	%REC	Low Limit	High Limit	RPD Ref Val	%RPD	RPD Limit	Qual
1,4-Dioxane	0.4245	0.25	500.0		84.9	53	135				
Surr: 4-Bromofluorobenzene	2.495	0	2500		99.8	83.1	115				
Surr: Dibromofluoromethane	2.562	0	2500		102	80.6	123				
Surr: Toluene-d8	2.486	0	2500		99.4	85	115				

Sample ID: **1606O91-007AMSD** Client ID:
SampleType: **MSD** TestCode: **1,4-Dioxane by SIM GC/MS SW8260B-SIM**
Units: **mg/L** Prep Date: **06/28/2016** Run No: **319957**
BatchID: **226197** Analysis Date: **06/28/2016** Seq No: **6906589**

Analyte	Result	RPT Limit	SPK value	SPK Ref Val	%REC	Low Limit	High Limit	RPD Ref Val	%RPD	RPD Limit	Qual
1,4-Dioxane	0.4605	0.25	500.0		92.1	53	135	424.5	8.14	34.4	

Qualifiers:

>	Greater than Result value	<	Less than Result value	B	Analyte detected in the associated method blank
BRL	Below reporting limit	E	Estimated (value above quantitation range)	H	Holding times for preparation or analysis exceeded
J	Estimated value detected below Reporting Limit	N	Analyte not NELAC certified	R	RPD outside limits due to matrix
Rpt Lim	Reporting Limit	S	Spike Recovery outside limits due to matrix		

Client: EarthCon Consultants, Inc.
Project Name: AMC Dalton
Workorder: 1606P97

ANALYTICAL QC SUMMARY REPORT

BatchID: 226197

Sample ID: **1606O91-007AMSD** Client ID:
SampleType: **MSD** TestCode: **1,4-Dioxane by SIM GC/MS SW8260B-SIM**
Units: **mg/L** Prep Date: **06/28/2016** Run No: **319957**
BatchID: **226197** Analysis Date: **06/28/2016** Seq No: **6906589**

Analyte	Result	RPT Limit	SPK value	SPK Ref Val	%REC	Low Limit	High Limit	RPD Ref Val	%RPD	RPD Limit	Qual
Surr: 4-Bromofluorobenzene	2.456	0	2500		98.2	83.1	115	2495	0	0	
Surr: Dibromofluoromethane	2.585	0	2500		103	80.6	123	2562	0	0	
Surr: Toluene-d8	2.506	0	2500		100	85	115	2486	0	0	

Qualifiers:

>	Greater than Result value	<	Less than Result value	B	Analyte detected in the associated method blank
BRL	Below reporting limit	E	Estimated (value above quantitation range)	H	Holding times for preparation or analysis exceeded
J	Estimated value detected below Reporting Limit	N	Analyte not NELAC certified	R	RPD outside limits due to matrix
Rpt Lim	Reporting Limit	S	Spike Recovery outside limits due to matrix		

Client: EarthCon Consultants, Inc.
Project Name: AMC Dalton
Workorder: 1606P97

ANALYTICAL QC SUMMARY REPORT

BatchID: 226198

Sample ID: **MB-226198** Client ID: Units: **mg/L** Prep Date: **06/28/2016** Run No: **319958**
SampleType: **MBLK** TestCode: **1,4-Dioxane by SIM GC/MS SW8260B-SIM** BatchID: **226198** Analysis Date: **06/28/2016** Seq No: **6906724**

Analyte	Result	RPT Limit	SPK value	SPK Ref Val	%REC	Low Limit	High Limit	RPD Ref Val	%RPD	RPD Limit	Qual
1,4-Dioxane	BRL	0.0050									
Surr: 4-Bromofluorobenzene	0.05061	0	50.00		101	83.1	115				
Surr: Dibromofluoromethane	0.05039	0	50.00		101	80.6	123				
Surr: Toluene-d8	0.04935	0	50.00		98.7	85	115				

Sample ID: **LCS-226198** Client ID: Units: **mg/L** Prep Date: **06/28/2016** Run No: **319958**
SampleType: **LCS** TestCode: **1,4-Dioxane by SIM GC/MS SW8260B-SIM** BatchID: **226198** Analysis Date: **06/28/2016** Seq No: **6906722**

Analyte	Result	RPT Limit	SPK value	SPK Ref Val	%REC	Low Limit	High Limit	RPD Ref Val	%RPD	RPD Limit	Qual
1,4-Dioxane	0.01091	0.0050	10.00		109	68.2	133				
Surr: 4-Bromofluorobenzene	0.05003	0	50.00		100	83.1	115				
Surr: Dibromofluoromethane	0.05034	0	50.00		101	80.6	123				
Surr: Toluene-d8	0.04919	0	50.00		98.4	85	115				

Sample ID: **1606R70-002AMS** Client ID: Units: **mg/L** Prep Date: **06/28/2016** Run No: **319999**
SampleType: **MS** TestCode: **1,4-Dioxane by SIM GC/MS SW8260B-SIM** BatchID: **226198** Analysis Date: **06/29/2016** Seq No: **6909417**

Analyte	Result	RPT Limit	SPK value	SPK Ref Val	%REC	Low Limit	High Limit	RPD Ref Val	%RPD	RPD Limit	Qual
1,4-Dioxane	0.2934	0.10	200.0	71.60	111	53	135				
Surr: 4-Bromofluorobenzene	0.9724	0	1000		97.2	83.1	115				
Surr: Dibromofluoromethane	1.034	0	1000		103	80.6	123				
Surr: Toluene-d8	0.9406	0	1000		94.1	85	115				

Sample ID: **1606R70-002AMSD** Client ID: Units: **mg/L** Prep Date: **06/28/2016** Run No: **319999**
SampleType: **MSD** TestCode: **1,4-Dioxane by SIM GC/MS SW8260B-SIM** BatchID: **226198** Analysis Date: **06/29/2016** Seq No: **6909418**

Analyte	Result	RPT Limit	SPK value	SPK Ref Val	%REC	Low Limit	High Limit	RPD Ref Val	%RPD	RPD Limit	Qual
1,4-Dioxane	0.3196	0.10	200.0	71.60	124	53	135	293.4	8.55	34.4	

Qualifiers:

>	Greater than Result value	<	Less than Result value	B	Analyte detected in the associated method blank
BRL	Below reporting limit	E	Estimated (value above quantitation range)	H	Holding times for preparation or analysis exceeded
J	Estimated value detected below Reporting Limit	N	Analyte not NELAC certified	R	RPD outside limits due to matrix
Rpt Lim	Reporting Limit	S	Spike Recovery outside limits due to matrix		

Client: EarthCon Consultants, Inc.
Project Name: AMC Dalton
Workorder: 1606P97

ANALYTICAL QC SUMMARY REPORT

BatchID: 226198

Sample ID: 1606R70-002AMSD Client ID:
SampleType: MSD TestCode: 1,4-Dioxane by SIM GC/MS SW8260B-SIM
Units: mg/L Prep Date: 06/28/2016 Run No: 319999
BatchID: 226198 Analysis Date: 06/29/2016 Seq No: 6909418

Analyte	Result	RPT Limit	SPK value	SPK Ref Val	%REC	Low Limit	High Limit	RPD Ref Val	%RPD	RPD Limit	Qual
Surr: 4-Bromofluorobenzene	0.9750	0	1000		97.5	83.1	115	972.4	0	0	
Surr: Dibromofluoromethane	1.048	0	1000		105	80.6	123	1034	0	0	
Surr: Toluene-d8	0.9624	0	1000		96.2	85	115	940.6	0	0	

Qualifiers:

>	Greater than Result value	<	Less than Result value	B	Analyte detected in the associated method blank
BRL	Below reporting limit	E	Estimated (value above quantitation range)	H	Holding times for preparation or analysis exceeded
J	Estimated value detected below Reporting Limit	N	Analyte not NELAC certified	R	RPD outside limits due to matrix
Rpt Lim	Reporting Limit	S	Spike Recovery outside limits due to matrix		

Client: EarthCon Consultants, Inc.
Project Name: AMC Dalton
Workorder: 1606P97

ANALYTICAL QC SUMMARY REPORT

BatchID: 226208

Sample ID: MB-226208	Client ID:				Units: mg/L		Prep Date: 06/29/2016		Run No: 319988
SampleType: MBLK	TestCode: TCL VOLATILE ORGANICS SW8260B				BatchID: 226208		Analysis Date: 06/29/2016		Seq No: 6907230

Analyte	Result	RPT Limit	SPK value	SPK Ref Val	%REC	Low Limit	High Limit	RPD Ref Val	%RPD	RPD Limit	Qual
1,1,1-Trichloroethane	BRL	0.005									
1,1-Dichloroethane	BRL	0.005									
1,1-Dichloroethene	BRL	0.005									
1,2-Dichloroethane	BRL	0.005									
cis-1,2-Dichloroethene	BRL	0.005									
Tetrachloroethene	BRL	0.005									
trans-1,2-Dichloroethene	BRL	0.005									
Trichloroethene	BRL	0.005									
Vinyl chloride	BRL	0.002									
Surr: 4-Bromofluorobenzene	0.04559	0	50.00		91.2	70.7	125				
Surr: Dibromofluoromethane	0.05506	0	50.00		110	82.2	120				
Surr: Toluene-d8	0.05124	0	50.00		102	81.8	120				

Sample ID: LCS-226208	Client ID:				Units: mg/L		Prep Date: 06/29/2016		Run No: 319988
SampleType: LCS	TestCode: TCL VOLATILE ORGANICS SW8260B				BatchID: 226208		Analysis Date: 06/29/2016		Seq No: 6907229

Analyte	Result	RPT Limit	SPK value	SPK Ref Val	%REC	Low Limit	High Limit	RPD Ref Val	%RPD	RPD Limit	Qual
1,1-Dichloroethene	0.06250	0.005	50.00		125	65.3	137				
Trichloroethene	0.05154	0.005	50.00		103	73.1	128				
Surr: 4-Bromofluorobenzene	0.04852	0	50.00		97.0	70.7	125				
Surr: Dibromofluoromethane	0.05240	0	50.00		105	82.2	120				
Surr: Toluene-d8	0.05047	0	50.00		101	81.8	120				

Sample ID: 1606P99-001AMS	Client ID:				Units: mg/L		Prep Date: 06/29/2016		Run No: 319988
SampleType: MS	TestCode: TCL VOLATILE ORGANICS SW8260B				BatchID: 226208		Analysis Date: 06/29/2016		Seq No: 6907235

Analyte	Result	RPT Limit	SPK value	SPK Ref Val	%REC	Low Limit	High Limit	RPD Ref Val	%RPD	RPD Limit	Qual
1,1-Dichloroethene	29.90	2.5	25000		120	60	150				

Qualifiers:

>	Greater than Result value	<	Less than Result value	B	Analyte detected in the associated method blank
BRL	Below reporting limit	E	Estimated (value above quantitation range)	H	Holding times for preparation or analysis exceeded
J	Estimated value detected below Reporting Limit	N	Analyte not NELAC certified	R	RPD outside limits due to matrix
Rpt Lim	Reporting Limit	S	Spike Recovery outside limits due to matrix		

Client: EarthCon Consultants, Inc.
Project Name: AMC Dalton
Workorder: 1606P97

ANALYTICAL QC SUMMARY REPORT

BatchID: 226208

Sample ID: **1606P99-001AMS**	Client ID:		Units: **mg/L**	Prep Date: **06/29/2016**	Run No: **319988**
SampleType: **MS**	TestCode: **TCL VOLATILE ORGANICS SW8260B**		BatchID: **226208**	Analysis Date: **06/29/2016**	Seq No: **6907235**

Analyte	Result	RPT Limit	SPK value	SPK Ref Val	%REC	Low Limit	High Limit	RPD Ref Val	%RPD	RPD Limit	Qual
Trichloroethene	24.22	2.5	25000	430.0	95.1	70	136				
Surr: 4-Bromofluorobenzene	23.20	0	25000		92.8	70.7	125				
Surr: Dibromofluoromethane	26.86	0	25000		107	82.2	120				
Surr: Toluene-d8	24.94	0	25000		99.8	81.8	120				

Sample ID: **1606P99-001AMSD**	Client ID:		Units: **mg/L**	Prep Date: **06/29/2016**	Run No: **319988**
SampleType: **MSD**	TestCode: **TCL VOLATILE ORGANICS SW8260B**		BatchID: **226208**	Analysis Date: **06/29/2016**	Seq No: **6907236**

Analyte	Result	RPT Limit	SPK value	SPK Ref Val	%REC	Low Limit	High Limit	RPD Ref Val	%RPD	RPD Limit	Qual
1,1-Dichloroethene	31.42	2.5	25000		126	60	150	29900	4.97	17.7	
Trichloroethene	23.90	2.5	25000	430.0	93.9	70	136	24220	1.29	20	
Surr: 4-Bromofluorobenzene	23.88	0	25000		95.5	70.7	125	23200	0	0	
Surr: Dibromofluoromethane	26.42	0	25000		106	82.2	120	26860	0	0	
Surr: Toluene-d8	24.72	0	25000		98.9	81.8	120	24940	0	0	

Qualifiers:

>	Greater than Result value	<	Less than Result value	B	Analyte detected in the associated method blank
BRL	Below reporting limit	E	Estimated (value above quantitation range)	H	Holding times for preparation or analysis exceeded
J	Estimated value detected below Reporting Limit	N	Analyte not NELAC certified	R	RPD outside limits due to matrix
Rpt Lim	Reporting Limit	S	Spike Recovery outside limits due to matrix		

Client: EarthCon Consultants, Inc.
Project Name: AMC Dalton
Workorder: 1606P97

ANALYTICAL QC SUMMARY REPORT

BatchID: 226265

Sample ID: **MB-226265** Client ID: Units: **mg/L** Prep Date: **06/29/2016** Run No: **320055**
SampleType: **MBLK** TestCode: **TCL VOLATILE ORGANICS SW8260B** BatchID: **226265** Analysis Date: **06/29/2016** Seq No: **6909013**

Analyte	Result	RPT Limit	SPK value	SPK Ref Val	%REC	Low Limit	High Limit	RPD Ref Val	%RPD	RPD Limit	Qual
1,1,1-Trichloroethane	BRL	0.005									
1,1-Dichloroethane	BRL	0.005									
1,1-Dichloroethene	BRL	0.005									
1,2-Dichloroethane	BRL	0.005									
cis-1,2-Dichloroethene	BRL	0.005									
Tetrachloroethene	BRL	0.005									
trans-1,2-Dichloroethene	BRL	0.005									
Trichloroethene	BRL	0.005									
Vinyl chloride	BRL	0.002									
Surr: 4-Bromofluorobenzene	0.04671	0	50.00		93.4	70.7	125				
Surr: Dibromofluoromethane	0.05487	0	50.00		110	82.2	120				
Surr: Toluene-d8	0.05074	0	50.00		101	81.8	120				

Sample ID: **LCS-226265** Client ID: Units: **mg/L** Prep Date: **06/29/2016** Run No: **320055**
SampleType: **LCS** TestCode: **TCL VOLATILE ORGANICS SW8260B** BatchID: **226265** Analysis Date: **06/29/2016** Seq No: **6909036**

Analyte	Result	RPT Limit	SPK value	SPK Ref Val	%REC	Low Limit	High Limit	RPD Ref Val	%RPD	RPD Limit	Qual
1,1-Dichloroethene	0.05001	0.005	50.00		100	65.3	137				
Trichloroethene	0.03990	0.005	50.00		79.8	73.1	128				
Surr: 4-Bromofluorobenzene	0.04619	0	50.00		92.4	70.7	125				
Surr: Dibromofluoromethane	0.05340	0	50.00		107	82.2	120				
Surr: Toluene-d8	0.05073	0	50.00		101	81.8	120				

Sample ID: **1606P98-001AMS** Client ID: Units: **mg/L** Prep Date: **06/29/2016** Run No: **320055**
SampleType: **MS** TestCode: **TCL VOLATILE ORGANICS SW8260B** BatchID: **226265** Analysis Date: **06/30/2016** Seq No: **6909038**

Analyte	Result	RPT Limit	SPK value	SPK Ref Val	%REC	Low Limit	High Limit	RPD Ref Val	%RPD	RPD Limit	Qual
1,1-Dichloroethene	0.07873	0.005	50.00	8.850	140	60	150				

Qualifiers:

>	Greater than Result value	<	Less than Result value	B	Analyte detected in the associated method blank
BRL	Below reporting limit	E	Estimated (value above quantitation range)	H	Holding times for preparation or analysis exceeded
J	Estimated value detected below Reporting Limit	N	Analyte not NELAC certified	R	RPD outside limits due to matrix
Rpt Lim	Reporting Limit	S	Spike Recovery outside limits due to matrix		

Client: EarthCon Consultants, Inc.
Project Name: AMC Dalton
Workorder: 1606P97

ANALYTICAL QC SUMMARY REPORT

BatchID: 226265

Sample ID: **1606P98-001AMS** Client ID:
SampleType: **MS** TestCode: **TCL VOLATILE ORGANICS SW8260B**
Units: **mg/L** Prep Date: **06/29/2016** Run No: **320055**
BatchID: **226265** Analysis Date: **06/30/2016** Seq No: **6909038**

Analyte	Result	RPT Limit	SPK value	SPK Ref Val	%REC	Low Limit	High Limit	RPD Ref Val	%RPD	RPD Limit	Qual
Trichloroethene	0.1346	0.005	50.00	80.58	108	70	136				
Surr: 4-Bromofluorobenzene	0.04381	0	50.00		87.6	70.7	125				
Surr: Dibromofluoromethane	0.05433	0	50.00		109	82.2	120				
Surr: Toluene-d8	0.04998	0	50.00		100.0	81.8	120				

Sample ID: **1606P98-001AMSD** Client ID:
SampleType: **MSD** TestCode: **TCL VOLATILE ORGANICS SW8260B**
Units: **mg/L** Prep Date: **06/29/2016** Run No: **320055**
BatchID: **226265** Analysis Date: **06/30/2016** Seq No: **6909040**

Analyte	Result	RPT Limit	SPK value	SPK Ref Val	%REC	Low Limit	High Limit	RPD Ref Val	%RPD	RPD Limit	Qual
1,1-Dichloroethene	0.07817	0.005	50.00	8.850	139	60	150	78.73	0.714	17.7	
Trichloroethene	0.1388	0.005	50.00	80.58	116	70	136	134.6	3.07	20	
Surr: 4-Bromofluorobenzene	0.04622	0	50.00		92.4	70.7	125	43.81	0	0	
Surr: Dibromofluoromethane	0.05539	0	50.00		111	82.2	120	54.33	0	0	
Surr: Toluene-d8	0.05102	0	50.00		102	81.8	120	49.98	0	0	

Qualifiers:

>	Greater than Result value	<	Less than Result value	B	Analyte detected in the associated method blank
BRL	Below reporting limit	E	Estimated (value above quantitation range)	H	Holding times for preparation or analysis exceeded
J	Estimated value detected below Reporting Limit	N	Analyte not NELAC certified	R	RPD outside limits due to matrix
Rpt Lim	Reporting Limit	S	Spike Recovery outside limits due to matrix		

Client: EarthCon Consultants, Inc.
Project Name: AMC Dalton
Workorder: 1606P97

ANALYTICAL QC SUMMARY REPORT

BatchID: R319832

Sample ID: MB-R319832	Client ID:					Units: mg/L	Prep Date:		Run No: 319832	
SampleType: MBLK	TestCode: Sulfide by SM4500-S2-F					BatchID: R319832	Analysis Date: 06/27/2016		Seq No: 6903366	
Analyte	Result	RPT Limit	SPK value	SPK Ref Val	%REC	Low Limit	High Limit	RPD Ref Val	%RPD	RPD Limit Qual
Sulfide	BRL	1.00								

Sample ID: LCS-R319832	Client ID:					Units: mg/L	Prep Date:		Run No: 319832	
SampleType: LCS	TestCode: Sulfide by SM4500-S2-F					BatchID: R319832	Analysis Date: 06/27/2016		Seq No: 6903367	
Analyte	Result	RPT Limit	SPK value	SPK Ref Val	%REC	Low Limit	High Limit	RPD Ref Val	%RPD	RPD Limit Qual
Sulfide	172.0	1.00	172.0		100	90	110			

Sample ID: 1606N61-001EMS	Client ID:					Units: mg/L	Prep Date:		Run No: 319832	
SampleType: MS	TestCode: Sulfide by SM4500-S2-F					BatchID: R319832	Analysis Date: 06/27/2016		Seq No: 6903382	
Analyte	Result	RPT Limit	SPK value	SPK Ref Val	%REC	Low Limit	High Limit	RPD Ref Val	%RPD	RPD Limit Qual
Sulfide	18.00	1.00	17.20		105	80	120			

Sample ID: 1606N61-001EMSD	Client ID:					Units: mg/L	Prep Date:		Run No: 319832	
SampleType: MSD	TestCode: Sulfide by SM4500-S2-F					BatchID: R319832	Analysis Date: 06/27/2016		Seq No: 6903384	
Analyte	Result	RPT Limit	SPK value	SPK Ref Val	%REC	Low Limit	High Limit	RPD Ref Val	%RPD	RPD Limit Qual
Sulfide	17.60	1.00	17.20		102	80	120	18.00	2.25	20

Qualifiers:

>	Greater than Result value	<	Less than Result value	B	Analyte detected in the associated method blank
BRL	Below reporting limit	E	Estimated (value above quantitation range)	H	Holding times for preparation or analysis exceeded
J	Estimated value detected below Reporting Limit	N	Analyte not NELAC certified	R	RPD outside limits due to matrix
Rpt Lim	Reporting Limit	S	Spike Recovery outside limits due to matrix		

Client: EarthCon Consultants, Inc.
Project Name: AMC Dalton
Workorder: 1606P97

ANALYTICAL QC SUMMARY REPORT

BatchID: R320236

Sample ID: **MB-R320236** Client ID: Units: **mg/L** Prep Date: Run No: **320236**
SampleType: **MBLK** TestCode: **Inorganic Anions by IC E300.0** BatchID: **R320236** Analysis Date: **06/25/2016** Seq No: **6913389**

Analyte	Result	RPT Limit	SPK value	SPK Ref Val	%REC	Low Limit	High Limit	RPD Ref Val	%RPD	RPD Limit	Qual
Chloride	0.1673	1.00									J
Nitrogen, Nitrate (As N)	BRL	0.250									
Sulfate	0.6978	1.00									J

Sample ID: **LCS-R320236** Client ID: Units: **mg/L** Prep Date: Run No: **320236**
SampleType: **LCS** TestCode: **Inorganic Anions by IC E300.0** BatchID: **R320236** Analysis Date: **06/25/2016** Seq No: **6913388**

Analyte	Result	RPT Limit	SPK value	SPK Ref Val	%REC	Low Limit	High Limit	RPD Ref Val	%RPD	RPD Limit	Qual
Chloride	10.24	1.00	10.00	0.1673	101	90	110				
Nitrogen, Nitrate (As N)	4.937	0.250	5.000		98.7	90	110				
Sulfate	25.01	1.00	25.00	0.6978	97.3	90	110				

Sample ID: **1606P97-001CMS** Client ID: **MW-24** Units: **mg/L** Prep Date: Run No: **320236**
SampleType: **MS** TestCode: **Inorganic Anions by IC E300.0** BatchID: **R320236** Analysis Date: **06/25/2016** Seq No: **6913395**

Analyte	Result	RPT Limit	SPK value	SPK Ref Val	%REC	Low Limit	High Limit	RPD Ref Val	%RPD	RPD Limit	Qual
Chloride	154.6	10.0	100.0	68.46	86.2	90	110				S
Nitrogen, Nitrate (As N)	44.48	2.50	50.00		89.0	90	110				S
Sulfate	238.5	10.0	250.0	9.270	91.7	90	110				

Sample ID: **1606P97-001CMSD** Client ID: **MW-24** Units: **mg/L** Prep Date: Run No: **320236**
SampleType: **MSD** TestCode: **Inorganic Anions by IC E300.0** BatchID: **R320236** Analysis Date: **06/25/2016** Seq No: **6913396**

Analyte	Result	RPT Limit	SPK value	SPK Ref Val	%REC	Low Limit	High Limit	RPD Ref Val	%RPD	RPD Limit	Qual
Chloride	164.3	10.0	100.0	68.46	95.8	90	110	154.6	6.05	20	
Nitrogen, Nitrate (As N)	48.27	2.50	50.00		96.5	90	110	44.48	8.16	20	
Sulfate	256.9	10.0	250.0	9.270	99.0	90	110	238.5	7.43	20	

Qualifiers:

>	Greater than Result value	<	Less than Result value	B	Analyte detected in the associated method blank
BRL	Below reporting limit	E	Estimated (value above quantitation range)	H	Holding times for preparation or analysis exceeded
J	Estimated value detected below Reporting Limit	N	Analyte not NELAC certified	R	RPD outside limits due to matrix
Rpt Lim	Reporting Limit	S	Spike Recovery outside limits due to matrix		

Client: EarthCon Consultants, Inc.
Project Name: AMC Dalton
Workorder: 1606P97

ANALYTICAL QC SUMMARY REPORT

BatchID: R320245

Sample ID: MB-R320245	Client ID:				Units: mg/L	Prep Date:		Run No: 320245
SampleType: MBLK	TestCode: Alkalinity by SM2320B				BatchID: R320245	Analysis Date: 07/01/2016		Seq No: 6913637

Analyte	Result	RPT Limit	SPK value	SPK Ref Val	%REC	Low Limit	High Limit	RPD Ref Val	%RPD	RPD Limit	Qual
Alkalinity, Total (As CaCO3)	BRL	3.00									

Sample ID: LCS-R320245	Client ID:				Units: mg/L	Prep Date:		Run No: 320245
SampleType: LCS	TestCode: Alkalinity by SM2320B				BatchID: R320245	Analysis Date: 07/01/2016		Seq No: 6913638

Analyte	Result	RPT Limit	SPK value	SPK Ref Val	%REC	Low Limit	High Limit	RPD Ref Val	%RPD	RPD Limit	Qual
Alkalinity, Total (As CaCO3)	127.0	3.00	125.0		102	75	125				

Sample ID: 1606O01-001CDUP	Client ID:				Units: mg/L	Prep Date:		Run No: 320245
SampleType: DUP	TestCode: Alkalinity by SM2320B				BatchID: R320245	Analysis Date: 07/01/2016		Seq No: 6913648

Analyte	Result	RPT Limit	SPK value	SPK Ref Val	%REC	Low Limit	High Limit	RPD Ref Val	%RPD	RPD Limit	Qual
Alkalinity, Total (As CaCO3)	710.0	15.0						770.0	8.11	30	

Qualifiers:

>	Greater than Result value	<	Less than Result value	B	Analyte detected in the associated method blank
BRL	Below reporting limit	E	Estimated (value above quantitation range)	H	Holding times for preparation or analysis exceeded
J	Estimated value detected below Reporting Limit	N	Analyte not NELAC certified	R	RPD outside limits due to matrix
Rpt Lim	Reporting Limit	S	Spike Recovery outside limits due to matrix		

Client: EarthCon Consultants, Inc.
Project Name: AMC Dalton
Workorder: 1606P97

ANALYTICAL QC SUMMARY REPORT

BatchID: R320336

Sample ID: MB-R320336	Client ID:					Units: mg/L	Prep Date:		Run No: 320336	
SampleType: MBLK	TestCode: Total Organic Carbon (TOC) by SM5310B					BatchID: R320336	Analysis Date: 07/01/2016		Seq No: 6916880	
Analyte	Result	RPT Limit	SPK value	SPK Ref Val	%REC	Low Limit	High Limit	RPD Ref Val	%RPD	RPD Limit	Qual
Organic Carbon, Total	BRL	1.00									

Sample ID: LCS-R320336	Client ID:					Units: mg/L	Prep Date:		Run No: 320336	
SampleType: LCS	TestCode: Total Organic Carbon (TOC) by SM5310B					BatchID: R320336	Analysis Date: 07/01/2016		Seq No: 6916879	
Analyte	Result	RPT Limit	SPK value	SPK Ref Val	%REC	Low Limit	High Limit	RPD Ref Val	%RPD	RPD Limit	Qual
Organic Carbon, Total	23.51	1.00	25.00		94.0	90	110				

Sample ID: 1606Q90-006BMS	Client ID:					Units: mg/L	Prep Date:		Run No: 320336	
SampleType: MS	TestCode: Total Organic Carbon (TOC) by SM5310B					BatchID: R320336	Analysis Date: 07/01/2016		Seq No: 6916903	
Analyte	Result	RPT Limit	SPK value	SPK Ref Val	%REC	Low Limit	High Limit	RPD Ref Val	%RPD	RPD Limit	Qual
Organic Carbon, Total	25.26	1.00	25.00	2.404	91.4	80	120				

Sample ID: 1606Q90-006BMSD	Client ID:					Units: mg/L	Prep Date:		Run No: 320336	
SampleType: MSD	TestCode: Total Organic Carbon (TOC) by SM5310B					BatchID: R320336	Analysis Date: 07/01/2016		Seq No: 6916904	
Analyte	Result	RPT Limit	SPK value	SPK Ref Val	%REC	Low Limit	High Limit	RPD Ref Val	%RPD	RPD Limit	Qual
Organic Carbon, Total	25.55	1.00	25.00	2.404	92.6	80	120	25.26	1.14	20	

Qualifiers:

>	Greater than Result value	<	Less than Result value	B	Analyte detected in the associated method blank
BRL	Below reporting limit	E	Estimated (value above quantitation range)	H	Holding times for preparation or analysis exceeded
J	Estimated value detected below Reporting Limit	N	Analyte not NELAC certified	R	RPD outside limits due to matrix
Rpt Lim	Reporting Limit	S	Spike Recovery outside limits due to matrix		

AES

ANALYTICAL ENVIRONMENTAL SERVICES, INC.

July 07, 2016

Danielle Edwards
EarthCon Consultants, Inc.
1880 West Oak Parkway
Marietta GA 30062

TEL: (770) 973-2100
FAX: (770) 973-7395

RE: AMC Dalton

Dear Danielle Edwards: Order No: 1606R70

Analytical Environmental Services, Inc. received 4 samples on June 28, 2016 4:25 pm for the analyses presented in following report.

No problems were encountered during the analyses. Additionally, all results for the associated Quality Control samples were within EPA and/or AES established limits. Any discrepancies associated with the analyses contained herein will be noted and submitted in the form of a project Case Narrative.
AES's accreditations are as follows:
-NELAC/Florida State Laboratory ID E87582 for analysis of Non-Potable Water, Solid & Chemical Materials, and Drinking Water Microbiology, effective 07/01/16-06/30/17.
-NELAC/Louisiana Agency Interest No. 100818 for or analysis of Non-Potable Water and Solid & Chemical Materials, effective 07/01/16-06/30/17.
-NELAC/Texas Certificate No. T104704509-16-6 for or analysis of Non-Potable Water and Solid & Chemical Materials, effective 03/01/16-02/28/17.
-AIHA-LAP, LLC Laboratory ID: 100671 for Industrial Hygiene samples (Organics, Metals, PCM Asbestos, Gravimetric), Environmental Lead (Paint, Soil, Dust Wipes, Air), and Environmental Microbiology (Fungal) Direct Examination, effective until 09/01/17.

Chris Pafford
Project Manager

ANALYTICAL ENVIRONMENTAL SERVICES, INC
3080 Presidential Drive, Atlanta GA 30340-3704
AES TEL.: (770) 457-8177 / TOLL-FREE (800) 972-4889 / FAX: (770) 457-8188

CHAIN OF CUSTODY

Work Order: 1606R70

Date: 6/27/16 Page 1 of 1

COMPANY: Earth Con Consultants Inc
ADDRESS: 1880 Wat Oak Pkwy Bldg 100 Suite 106 Marietta GA 30062
PHONE: 770-973-2100
FAX: 770-973-7395
SAMPLED BY: Keaton Henry
SIGNATURE:

#	SAMPLE ID	SAMPLED DATE	SAMPLED TIME	Grab	Composite	Matrix (See codes)	VOC	1,4 Dioxane	GC Analysis	Alkalinity	TOC	Sulfide (Zn Acetate)	REMARKS	No # of Containers
	PRESERVATION (See codes)						HCl 2	HCl 2	HCl 2	I 1	I 1	I 1		
1	DMW-7/DRW-1	6/27/16	12:45	✓		GW	2	2	2	1	1	1	KH	9
2	DMW-9/DRW-3	6/27/16	14:30	✓		GW	2	2	2	1	1	1	KH	9
3	Equipment Blank #3	6/27/16	15:05	✓		W	2						KH	2
4	Trip Blank	6/27/16	—	✓		W	2						KH	2
5														
6														
7														
8														
9														
10														
11														
12														
13														
14														

Visit our website www.aesatlanta.com to check on the status of your results, place bottle orders, etc.

RELINQUISHED BY	DATE/TIME	RECEIVED BY	DATE/TIME
1:	6/28/16 8:50	1:	8:56
2:		2:	Jun-25-16 2:06
3:	Jun-28-16 4:25	3:	6/28/16 4:25 pm

SPECIAL INSTRUCTIONS/COMMENTS:
Nitrates - 48 hr Hold time

SHIPMENT METHOD
OUT / / VIA:
IN / / VIA:
CLIENT FedEx UPS MAIL COURIER
GREYHOUND OTHER

PROJECT INFORMATION
PROJECT NAME: AML Dalton
PROJECT #: 02 20140392.16
SITE ADDRESS:
SEND REPORT TO: Danielle Edwards
INVOICE TO: (IF DIFFERENT FROM ABOVE)
QUOTE #: PO#:

RECEIPT
Total # of Containers: 22

Turnaround Time Request
- (●) Standard 5 Business Days
- ( ) 2 Business Day Rush
- ( ) Next Business Day Rush
- ( ) Same Day Rush (auth req.)
- ( ) Other

STATE PROGRAM (if any).
E-mail? Y / N; Fax? Y / N
DATA PACKAGE: I II III IV

SAMPLES RECEIVED AFTER 3PM OR ON SATURDAY ARE CONSIDERED RECEIVED THE NEXT BUSINESS DAY. IF TURNAROUND TIME IS NOT INDICATED, AES WILL PROCEED WITH STANDARD TAT OF SAMPLES.
SAMPLES ARE DISPOSED 30 DAYS AFTER REPORT COMPLETION UNLESS OTHER ARRANGEMENTS ARE MADE.

MATRIX CODES: A = Air GW = Groundwater SE = Sediment SO = Soil SW = Surface Water W = Water (Blanks) DW = Drinking Water (Blanks) O = Other (specify) WW = Waste Water
PRESERVATIVE CODES: H+1 = Hydrochloric acid + ice I = Ice only N = Nitric acid S+1 = Sulfuric acid + ice S/M-1 = Sodium Bisulfate/Methanol + ice O = Other (specify) NA = None

White Copy - Original; Yellow Copy - Client

Client: EarthCon Consultants, Inc.
Project: AMC Dalton
Lab ID: 1606R70

Case Narrative

The samples were also analyzed for Chlorida, Nitrate and Sulfate per project history.

Volatiles Organic Compounds Analysis by Method 8260B:

Due to sample matrix, samples 1606R70-001A, & -002A required dilution during preparation and/or analysis resulting in elevated reporting limits.

Ion Chromotography Analysis by Method 300.0:

Due to sample matrix, sample(s) 1606R70-001C and -002C required dilution during preparation and/or analysis resulting in elevated reporting limits.

Analytical Environmental Services, Inc **Date:** 7-Jul-16

Client:	EarthCon Consultants, Inc.	**Client Sample ID:**	DMW-7/DRW-1
Project Name:	AMC Dalton	**Collection Date:**	6/27/2016 12:45:00 PM
Lab ID:	1606R70-001	**Matrix:**	Groundwater

Analyses	Result	Qual	MDL	Reporting Limit	Units	BatchID	DF	Date Analyzed	Analyst
Total Organic Carbon (TOC) by SM5310B									
Organic Carbon, Total	BRL		0.137	1.00	mg/L	R320336	1	07/01/2016 16:59	JW
TCL VOLATILE ORGANICS SW8260B					(SW5030B)				
1,1,1-Trichloroethane	11		0.025	0.50	mg/L	226265	100	06/30/2016 08:02	NH
1,1-Dichloroethane	0.072	J	0.012	0.25	mg/L	226265	50	06/30/2016 08:25	NH
1,1-Dichloroethene	19		0.036	0.50	mg/L	226265	100	06/30/2016 08:02	NH
1,2-Dichloroethane	0.096	J	0.012	0.25	mg/L	226265	50	06/30/2016 08:25	NH
cis-1,2-Dichloroethene	BRL		0.013	0.25	mg/L	226265	50	06/30/2016 08:25	NH
Tetrachloroethene	BRL		0.015	0.25	mg/L	226265	50	06/30/2016 08:25	NH
trans-1,2-Dichloroethene	BRL		0.011	0.25	mg/L	226265	50	06/30/2016 08:25	NH
Trichloroethene	BRL		0.018	0.25	mg/L	226265	50	06/30/2016 08:25	NH
Vinyl chloride	BRL		0.021	0.10	mg/L	226265	50	06/30/2016 08:25	NH
Surr: 4-Bromofluorobenzene	94.9		0	70.7-125	%REC	226265	50	06/30/2016 08:25	NH
Surr: 4-Bromofluorobenzene	96		0	70.7-125	%REC	226265	100	06/30/2016 08:02	NH
Surr: Dibromofluoromethane	121	S	0	82.2-120	%REC	226265	50	06/30/2016 08:25	NH
Surr: Dibromofluoromethane	118		0	82.2-120	%REC	226265	100	06/30/2016 08:02	NH
Surr: Toluene-d8	102		0	81.8-120	%REC	226265	50	06/30/2016 08:25	NH
Surr: Toluene-d8	101		0	81.8-120	%REC	226265	100	06/30/2016 08:02	NH
Sulfide by SM4500-S2-F									
Sulfide	2.48		0.598	1.00	mg/L	R320187	1	06/30/2016 09:30	BD
Inorganic Anions by IC E300.0									
Chloride	89.6		0.556	5.00	mg/L	R320244	5	06/29/2016 10:22	JW
Nitrogen, Nitrate (As N)	BRL		0.120	1.25	mg/L	R320244	5	06/29/2016 10:22	JW
Sulfate	10.7		0.506	5.00	mg/L	R320244	5	06/29/2016 10:22	JW
GC Analysis of Gaseous Samples SOP-RSK 175					(RSK175)				
Ethane	BRL		0.0019	0.0090	mg/L	226325	1	07/01/2016 09:31	MD
Ethylene	BRL		0.0035	0.0070	mg/L	226325	1	07/01/2016 09:31	MD
Methane	0.041		0.0012	0.0040	mg/L	226325	1	07/01/2016 09:31	MD
Alkalinity by SM2320B									
Alkalinity, Total (As CaCO3)	295		8.40	15.0	mg/L	R320499	5	07/06/2016 16:00	BD
1,4-Dioxane by SIM GC/MS SW8260B-SIM					(SW5030B)				
1,4-Dioxane	BRL		0.045	0.10	mg/L	226198	50	06/29/2016 11:52	NH
Surr: 4-Bromofluorobenzene	112		0	83.1-115	%REC	226198	50	06/29/2016 11:52	NH
Surr: Dibromofluoromethane	108		0	80.6-123	%REC	226198	50	06/29/2016 11:52	NH
Surr: Toluene-d8	99.4		0	85-115	%REC	226198	50	06/29/2016 11:52	NH

Qualifiers:

- * Value exceeds maximum contaminant level
- BRL Not detected at MDL
- H Holding times for preparation or analysis exceeded
- N Analyte not NELAC certified
- B Analyte detected in the associated method blank
- NC Not confirmed
- E Estimated value above quantitation range
- S Spike Recovery outside limits due to matrix
- J Estimated value detected below Reporting Limit
- > Greater than Result value
- < Less than Result value
- Narr See case narrative

Analytical Environmental Services, Inc **Date:** 7-Jul-16

Client:	EarthCon Consultants, Inc.	**Client Sample ID:**	DMW-9/DRW-3
Project Name:	AMC Dalton	**Collection Date:**	6/27/2016 2:30:00 PM
Lab ID:	1606R70-002	**Matrix:**	Groundwater

Analyses	Result	Qual	MDL	Reporting Limit	Units	BatchID	DF	Date Analyzed	Analyst
Total Organic Carbon (TOC) by SM5310B									
Organic Carbon, Total	BRL		0.137	1.00	mg/L	R320336	1	07/01/2016 17:17	JW
TCL VOLATILE ORGANICS SW8260B					(SW5030B)				
1,1,1-Trichloroethane	6.5		0.025	0.50	mg/L	226265	100	06/30/2016 07:38	NH
1,1-Dichloroethane	0.26		0.0049	0.10	mg/L	226265	20	06/30/2016 08:48	NH
1,1-Dichloroethene	19		0.036	0.50	mg/L	226265	100	06/30/2016 07:38	NH
1,2-Dichloroethane	0.084	J	0.0049	0.10	mg/L	226265	20	06/30/2016 08:48	NH
cis-1,2-Dichloroethene	BRL		0.0053	0.10	mg/L	226265	20	06/30/2016 08:48	NH
Tetrachloroethene	BRL		0.0059	0.10	mg/L	226265	20	06/30/2016 08:48	NH
trans-1,2-Dichloroethene	BRL		0.0044	0.10	mg/L	226265	20	06/30/2016 08:48	NH
Trichloroethene	BRL		0.0071	0.10	mg/L	226265	20	06/30/2016 08:48	NH
Vinyl chloride	BRL		0.0084	0.040	mg/L	226265	20	06/30/2016 08:48	NH
Surr: 4-Bromofluorobenzene	91.2		0	70.7-125	%REC	226265	20	06/30/2016 08:48	NH
Surr: 4-Bromofluorobenzene	93.6		0	70.7-125	%REC	226265	100	06/30/2016 07:38	NH
Surr: Dibromofluoromethane	117		0	82.2-120	%REC	226265	20	06/30/2016 08:48	NH
Surr: Dibromofluoromethane	112		0	82.2-120	%REC	226265	100	06/30/2016 07:38	NH
Surr: Toluene-d8	96.9		0	81.8-120	%REC	226265	20	06/30/2016 08:48	NH
Surr: Toluene-d8	101		0	81.8-120	%REC	226265	100	06/30/2016 07:38	NH
Sulfide by SM4500-S2-F									
Sulfide	BRL		0.598	1.00	mg/L	R320187	1	06/30/2016 09:30	BD
Inorganic Anions by IC E300.0									
Chloride	88.0		0.556	5.00	mg/L	R320244	5	06/29/2016 10:37	JW
Nitrogen, Nitrate (As N)	BRL		0.120	1.25	mg/L	R320244	5	06/29/2016 10:37	JW
Sulfate	6.43		0.506	5.00	mg/L	R320244	5	06/29/2016 10:37	JW
GC Analysis of Gaseous Samples SOP-RSK 175					(RSK175)				
Ethane	0.0019	J	0.0019	0.0090	mg/L	226325	1	07/01/2016 09:35	MD
Ethylene	BRL		0.0035	0.0070	mg/L	226325	1	07/01/2016 09:35	MD
Methane	0.89		0.0059	0.020	mg/L	226325	5	07/01/2016 09:49	MD
Alkalinity by SM2320B									
Alkalinity, Total (As CaCO3)	265		8.40	15.0	mg/L	R320499	5	07/06/2016 16:00	BD
1,4-Dioxane by SIM GC/MS SW8260B-SIM					(SW5030B)				
1,4-Dioxane	0.072		0.018	0.040	mg/L	226198	20	06/29/2016 12:19	NH
Surr: 4-Bromofluorobenzene	100		0	83.1-115	%REC	226198	20	06/29/2016 12:19	NH
Surr: Dibromofluoromethane	103		0	80.6-123	%REC	226198	20	06/29/2016 12:19	NH
Surr: Toluene-d8	95.5		0	85-115	%REC	226198	20	06/29/2016 12:19	NH

Qualifiers:

- * Value exceeds maximum contaminant level
- BRL Not detected at MDL
- H Holding times for preparation or analysis exceeded
- N Analyte not NELAC certified
- B Analyte detected in the associated method blank
- NC Not confirmed
- E Estimated value above quantitation range
- S Spike Recovery outside limits due to matrix
- J Estimated value detected below Reporting Limit
- > Greater than Result value
- < Less than Result value
- Narr See case narrative

Analytical Environmental Services, Inc **Date:** 7-Jul-16

Client:	EarthCon Consultants, Inc.	**Client Sample ID:**	EQUIPMENT BLANK #3
Project Name:	AMC Dalton	**Collection Date:**	6/27/2016 3:05:00 PM
Lab ID:	1606R70-003	**Matrix:**	Aqueous

Analyses	Result	Qual	MDL	Reporting Limit	Units	BatchID	DF	Date Analyzed	Analyst
TCL VOLATILE ORGANICS SW8260B				(SW5030B)					
1,1,1-Trichloroethane	BRL		0 00025	0 005	mg/L	226265	1	06/30/2016 01 24	NH
1,1-Dichloroethane	BRL		0 00025	0 005	mg/L	226265	1	06/30/2016 01 24	NH
1,1-Dichloroethene	0 002	J	0 00036	0 005	mg/L	226265	1	06/30/2016 01 24	NH
1,2-Dichloroethane	BRL		0 00024	0 005	mg/L	226265	1	06/30/2016 01 24	NH
cis-1,2-Dichloroethene	BRL		0 00027	0 005	mg/L	226265	1	06/30/2016 01 24	NH
Tetrachloroethene	BRL		0 00029	0 005	mg/L	226265	1	06/30/2016 01 24	NH
trans-1,2-Dichloroethene	BRL		0 00022	0 005	mg/L	226265	1	06/30/2016 01 24	NH
Trichloroethene	BRL		0 00035	0 005	mg/L	226265	1	06/30/2016 01 24	NH
Vinyl chloride	BRL		0 00042	0 002	mg/L	226265	1	06/30/2016 01 24	NH
Surr: 4-Bromofluorobenzene	94 2		0	70 7-125	%REC	226265	1	06/30/2016 01 24	NH
Surr: Dibromofluoromethane	114		0	82 2-120	%REC	226265	1	06/30/2016 01 24	NH
Surr: Toluene-d8	102		0	81 8-120	%REC	226265	1	06/30/2016 01 24	NH

Qualifiers:

- * Value exceeds maximum contaminant level
- BRL Not detected at MDL
- H Holding times for preparation or analysis exceeded
- N Analyte not NELAC certified
- B Analyte detected in the associated method blank
- NC Not confirmed
- E Estimated value above quantitation range
- S Spike Recovery outside limits due to matrix
- J Estimated value detected below Reporting Limit
- > Greater than Result value
- < Less than Result value
- Narr See case narrative

Analytical Environmental Services, Inc **Date:** 7-Jul-16

Client:	EarthCon Consultants, Inc.	**Client Sample ID:**	TRIP BLANK
Project Name:	AMC Dalton	**Collection Date:**	6/27/2016
Lab ID:	1606R70-004	**Matrix:**	Aqueous

Analyses	Result	Qual	MDL	Reporting Limit	Units	BatchID	DF	Date Analyzed	Analyst
TCL VOLATILE ORGANICS SW8260B				(SW5030B)					
1,1,1-Trichloroethane	BRL		0.00025	0.005	mg/L	226265	1	06/30/2016 01:48	NH
1,1-Dichloroethane	BRL		0.00025	0.005	mg/L	226265	1	06/30/2016 01:48	NH
1,1-Dichloroethene	BRL		0.00036	0.005	mg/L	226265	1	06/30/2016 01:48	NH
1,2-Dichloroethane	BRL		0.00024	0.005	mg/L	226265	1	06/30/2016 01:48	NH
cis-1,2-Dichloroethene	BRL		0.00027	0.005	mg/L	226265	1	06/30/2016 01:48	NH
Tetrachloroethene	BRL		0.00029	0.005	mg/L	226265	1	06/30/2016 01:48	NH
trans-1,2-Dichloroethene	BRL		0.00022	0.005	mg/L	226265	1	06/30/2016 01:48	NH
Trichloroethene	BRL		0.00035	0.005	mg/L	226265	1	06/30/2016 01:48	NH
Vinyl chloride	BRL		0.00042	0.002	mg/L	226265	1	06/30/2016 01:48	NH
Surr: 4-Bromofluorobenzene	92.9		0	70.7-125	%REC	226265	1	06/30/2016 01:48	NH
Surr: Dibromofluoromethane	111		0	82.2-120	%REC	226265	1	06/30/2016 01:48	NH
Surr: Toluene-d8	101		0	81.8-120	%REC	226265	1	06/30/2016 01:48	NH

Qualifiers:

*	Value exceeds maximum contaminant level	E	Estimated value above quantitation range
BRL	Not detected at MDL	S	Spike Recovery outside limits due to matrix
H	Holding times for preparation or analysis exceeded	J	Estimated value detected below Reporting Limit
N	Analyte not NELAC certified	>	Greater than Result value
B	Analyte detected in the associated method blank	<	Less than Result value
NC	Not confirmed	Narr	See case narrative

Analytical Environmental Services, Inc.

Sample/Cooler Receipt Checklist

Client Earthcon Work Order Number 1606R70

Checklist completed by [signature] 6-28-16
Signature Date

Carrier name: FedEx __ UPS __ Courier ✓ Client __ US Mail __ Other _____

Shipping container/cooler in good condition? Yes ✓ No __ Not Present __

Custody seals intact on shipping container/cooler? Yes __ No __ Not Present ✓

Custody seals intact on sample bottles? Yes __ No __ Not Present ✓

Container/Temp Blank temperature in compliance? (0°≤6°C)* Yes ✓ No __

Cooler #1 2.7 Cooler #2 2.2 Cooler #3 _____ Cooler #4 _____ Cooler#5 _____ Cooler #6 _____

Chain of custody present? Yes ✓ No __

Chain of custody signed when relinquished and received? Yes ✓ No __

Chain of custody agrees with sample labels? Yes ✓ No __

Samples in proper container/bottle? Yes ✓ No __

Sample containers intact? Yes ✓ No __

Sufficient sample volume for indicated test? Yes ✓ No __

All samples received within holding time? Yes ✓ No __

Was TAT marked on the COC? Yes ✓ No __

Proceed with Standard TAT as per project history? Yes __ No __ Not Applicable ✓

Water - VOA vials have zero headspace? No VOA vials submitted __ Yes ✓ No __

Water - pH acceptable upon receipt? Yes ✓ No __ Not Applicable __

Adjusted? _____ Checked by _____

Sample Condition: Good ✓ Other(Explain) _____

(For diffusive samples or AIHA lead) Is a known blank included? Yes __ No ✓

See Case Narrative for resolution of the Non-Conformance.

* Samples do not have to comply with the given range for certain parameters.

\\Aes_server\I\Sample Receipt\My Documents\COCs and pH Adjustment Sheet\Sample_Cooler_Recipt_Checklist_Rev1.rtf

Client: EarthCon Consultants, Inc.
Project Name: AMC Dalton
Lab Order: 1606R70

Dates Report

Lab Sample ID	Client Sample ID	Collection Date	Matrix	Test Name	TCLP Date	Prep Date	Analysis Date
1606R70-001A	DMW-7/DRW-1	6/27/2016 12:45:00PM	Groundwater	Volatile Organic Compounds by GC/MS		6/28/2016 10:34:00 PM	06/29/2016
1606R70-001A	DMW-7/DRW-1	6/27/2016 12:45:00PM	Groundwater	TCL VOLATILE ORGANICS		6/29/2016 5:11:00 PM	06/30/2016
1606R70-001B	DMW-7/DRW-1	6/27/2016 12:45:00PM	Groundwater	GC Analysis of Gaseous Samples		7/1/2016 8:43:43 AM	07/01/2016
1606R70-001C	DMW-7/DRW-1	6/27/2016 12:45:00PM	Groundwater	Inorganic Anions by IC			06/29/2016
1606R70-001C	DMW-7/DRW-1	6/27/2016 12:45:00PM	Groundwater	Alkalinity by SM2320B			07/06/2016
1606R70-001D	DMW-7/DRW-1	6/27/2016 12:45:00PM	Groundwater	Total Organic Carbon by SM5310B			07/01/2016
1606R70-001E	DMW-7/DRW-1	6/27/2016 12:45:00PM	Groundwater	Sulfide by SM4500-S2-F			06/30/2016
1606R70-002A	DMW-9/DRW-3	6/27/2016 2:30:00PM	Groundwater	Volatile Organic Compounds by GC/MS		6/28/2016 10:34:00 PM	06/29/2016
1606R70-002A	DMW-9/DRW-3	6/27/2016 2:30:00PM	Groundwater	TCL VOLATILE ORGANICS		6/29/2016 5:11:00 PM	06/30/2016
1606R70-002B	DMW-9/DRW-3	6/27/2016 2:30:00PM	Groundwater	GC Analysis of Gaseous Samples		7/1/2016 8:43:43 AM	07/01/2016
1606R70-002C	DMW-9/DRW-3	6/27/2016 2:30:00PM	Groundwater	Inorganic Anions by IC			06/29/2016
1606R70-002C	DMW-9/DRW-3	6/27/2016 2:30:00PM	Groundwater	Alkalinity by SM2320B			07/06/2016
1606R70-002D	DMW-9/DRW-3	6/27/2016 2:30:00PM	Groundwater	Total Organic Carbon by SM5310B			07/01/2016
1606R70-002E	DMW-9/DRW-3	6/27/2016 2:30:00PM	Groundwater	Sulfide by SM4500-S2-F			06/30/2016
1606R70-003A	EQUIPMENT BLANK #3	6/27/2016 3:05:00PM	Aqueous	TCL VOLATILE ORGANICS		6/29/2016 5:11:00 PM	06/30/2016
1606R70-004A	TRIP BLANK	6/27/2016 12:00:00AM	Aqueous	TCL VOLATILE ORGANICS		6/29/2016 5:11:00 PM	06/30/2016

Client: EarthCon Consultants, Inc.
Project Name: AMC Dalton
Workorder: 1606R70

ANALYTICAL QC SUMMARY REPORT

BatchID: 226198

Sample ID: **MB-226198** Client ID: Units: **mg/L** Prep Date: **06/28/2016** Run No: **319958**
SampleType: **MBLK** TestCode: **1,4-Dioxane by SIM GC/MS SW8260B-SIM** BatchID: **226198** Analysis Date: **06/28/2016** Seq No: **6906724**

Analyte	Result	RPT Limit	SPK value	SPK Ref Val	%REC	Low Limit	High Limit	RPD Ref Val	%RPD	RPD Limit	Qual
1,4-Dioxane	BRL	0.0050									
Surr: 4-Bromofluorobenzene	0.05061	0	50.00		101	83.1	115				
Surr: Dibromofluoromethane	0.05039	0	50.00		101	80.6	123				
Surr: Toluene-d8	0.04935	0	50.00		98.7	85	115				

Sample ID: **LCS-226198** Client ID: Units: **mg/L** Prep Date: **06/28/2016** Run No: **319958**
SampleType: **LCS** TestCode: **1,4-Dioxane by SIM GC/MS SW8260B-SIM** BatchID: **226198** Analysis Date: **06/28/2016** Seq No: **6906722**

Analyte	Result	RPT Limit	SPK value	SPK Ref Val	%REC	Low Limit	High Limit	RPD Ref Val	%RPD	RPD Limit	Qual
1,4-Dioxane	0.01091	0.0050	10.00		109	68.2	133				
Surr: 4-Bromofluorobenzene	0.05003	0	50.00		100	83.1	115				
Surr: Dibromofluoromethane	0.05034	0	50.00		101	80.6	123				
Surr: Toluene-d8	0.04919	0	50.00		98.4	85	115				

Sample ID: **1606R70-002AMS** Client ID: **DMW-9/DRW-3** Units: **mg/L** Prep Date: **06/28/2016** Run No: **319999**
SampleType: **MS** TestCode: **1,4-Dioxane by SIM GC/MS SW8260B-SIM** BatchID: **226198** Analysis Date: **06/29/2016** Seq No: **6909417**

Analyte	Result	RPT Limit	SPK value	SPK Ref Val	%REC	Low Limit	High Limit	RPD Ref Val	%RPD	RPD Limit	Qual
1,4-Dioxane	0.2934	0.10	200.0	71.60	111	53	135				
Surr: 4-Bromofluorobenzene	0.9724	0	1000		97.2	83.1	115				
Surr: Dibromofluoromethane	1.034	0	1000		103	80.6	123				
Surr: Toluene-d8	0.9406	0	1000		94.1	85	115				

Sample ID: **1606R70-002AMSD** Client ID: **DMW-9/DRW-3** Units: **mg/L** Prep Date: **06/28/2016** Run No: **319999**
SampleType: **MSD** TestCode: **1,4-Dioxane by SIM GC/MS SW8260B-SIM** BatchID: **226198** Analysis Date: **06/29/2016** Seq No: **6909418**

Analyte	Result	RPT Limit	SPK value	SPK Ref Val	%REC	Low Limit	High Limit	RPD Ref Val	%RPD	RPD Limit	Qual
1,4-Dioxane	0.3196	0.10	200.0	71.60	124	53	135	293.4	8.55	34.4	

Qualifiers:

>	Greater than Result value	<	Less than Result value	B	Analyte detected in the associated method blank
BRL	Below reporting limit	E	Estimated (value above quantitation range)	H	Holding times for preparation or analysis exceeded
J	Estimated value detected below Reporting Limit	N	Analyte not NELAC certified	R	RPD outside limits due to matrix
Rpt Lim	Reporting Limit	S	Spike Recovery outside limits due to matrix		

Client: EarthCon Consultants, Inc.
Project Name: AMC Dalton
Workorder: 1606R70

ANALYTICAL QC SUMMARY REPORT

BatchID: 226198

Sample ID: 1606R70-002AMSD	Client ID: DMW-9/DRW-3	Units: mg/L	Prep Date: 06/28/2016	Run No: 319999	
SampleType: MSD	TestCode: 1,4-Dioxane by SIM GC/MS SW8260B-SIM	BatchID: 226198	Analysis Date: 06/29/2016	Seq No: 6909418	

Analyte	Result	RPT Limit	SPK value	SPK Ref Val	%REC	Low Limit	High Limit	RPD Ref Val	%RPD	RPD Limit	Qual
Surr: 4-Bromofluorobenzene	0.9750	0	1000		97.5	83.1	115	972.4	0	0	
Surr: Dibromofluoromethane	1.048	0	1000		105	80.6	123	1034	0	0	
Surr: Toluene-d8	0.9624	0	1000		96.2	85	115	940.6	0	0	

Qualifiers:

>	Greater than Result value	<	Less than Result value	B	Analyte detected in the associated method blank
BRL	Below reporting limit	E	Estimated (value above quantitation range)	H	Holding times for preparation or analysis exceeded
J	Estimated value detected below Reporting Limit	N	Analyte not NELAC certified	R	RPD outside limits due to matrix
Rpt Lim	Reporting Limit	S	Spike Recovery outside limits due to matrix		

Client: EarthCon Consultants, Inc.
Project Name: AMC Dalton
Workorder: 1606R70

ANALYTICAL QC SUMMARY REPORT

BatchID: 226265

Sample ID: MB-226265	Client ID:	Units: mg/L	Prep Date: 06/29/2016	Run No: 320055
SampleType: MBLK	TestCode: TCL VOLATILE ORGANICS SW8260B	BatchID: 226265	Analysis Date: 06/29/2016	Seq No: 6909013

Analyte	Result	RPT Limit	SPK value	SPK Ref Val	%REC	Low Limit	High Limit	RPD Ref Val	%RPD	RPD Limit	Qual
1,1,1-Trichloroethane	BRL	0.005									
1,1-Dichloroethane	BRL	0.005									
1,1-Dichloroethene	BRL	0.005									
1,2-Dichloroethane	BRL	0.005									
cis-1,2-Dichloroethene	BRL	0.005									
Tetrachloroethene	BRL	0.005									
trans-1,2-Dichloroethene	BRL	0.005									
Trichloroethene	BRL	0.005									
Vinyl chloride	BRL	0.002									
Surr: 4-Bromofluorobenzene	0.04671	0	50.00		93.4	70.7	125				
Surr: Dibromofluoromethane	0.05487	0	50.00		110	82.2	120				
Surr: Toluene-d8	0.05074	0	50.00		101	81.8	120				

Sample ID: LCS-226265	Client ID:	Units: mg/L	Prep Date: 06/29/2016	Run No: 320055
SampleType: LCS	TestCode: TCL VOLATILE ORGANICS SW8260B	BatchID: 226265	Analysis Date: 06/29/2016	Seq No: 6909036

Analyte	Result	RPT Limit	SPK value	SPK Ref Val	%REC	Low Limit	High Limit	RPD Ref Val	%RPD	RPD Limit	Qual
1,1-Dichloroethene	0.05001	0.005	50.00		100	65.3	137				
Trichloroethene	0.03990	0.005	50.00		79.8	73.1	128				
Surr: 4-Bromofluorobenzene	0.04619	0	50.00		92.4	70.7	125				
Surr: Dibromofluoromethane	0.05340	0	50.00		107	82.2	120				
Surr: Toluene-d8	0.05073	0	50.00		101	81.8	120				

Sample ID: 1606P98-001AMS	Client ID:	Units: mg/L	Prep Date: 06/29/2016	Run No: 320055
SampleType: MS	TestCode: TCL VOLATILE ORGANICS SW8260B	BatchID: 226265	Analysis Date: 06/30/2016	Seq No: 6909038

Analyte	Result	RPT Limit	SPK value	SPK Ref Val	%REC	Low Limit	High Limit	RPD Ref Val	%RPD	RPD Limit	Qual
1,1-Dichloroethene	0.07873	0.005	50.00	8.850	140	60	150				

Qualifiers:

>	Greater than Result value	<	Less than Result value	B	Analyte detected in the associated method blank
BRL	Below reporting limit	E	Estimated (value above quantitation range)	H	Holding times for preparation or analysis exceeded
J	Estimated value detected below Reporting Limit	N	Analyte not NELAC certified	R	RPD outside limits due to matrix
Rpt Lim	Reporting Limit	S	Spike Recovery outside limits due to matrix		

Client: EarthCon Consultants, Inc.
Project Name: AMC Dalton
Workorder: 1606R70

ANALYTICAL QC SUMMARY REPORT

BatchID: 226265

Sample ID: **1606P98-001AMS** Client ID:
SampleType: **MS** TestCode: **TCL VOLATILE ORGANICS SW8260B**
Units: **mg/L** Prep Date: **06/29/2016** Run No: **320055**
BatchID: **226265** Analysis Date: **06/30/2016** Seq No: **6909038**

Analyte	Result	RPT Limit	SPK value	SPK Ref Val	%REC	Low Limit	High Limit	RPD Ref Val	%RPD	RPD Limit	Qual
Trichloroethene	0.1346	0.005	50.00	80.58	108	70	136				
Surr: 4-Bromofluorobenzene	0.04381	0	50.00		87.6	70.7	125				
Surr: Dibromofluoromethane	0.05433	0	50.00		109	82.2	120				
Surr: Toluene-d8	0.04998	0	50.00		100.0	81.8	120				

Sample ID: **1606P98-001AMSD** Client ID:
SampleType: **MSD** TestCode: **TCL VOLATILE ORGANICS SW8260B**
Units: **mg/L** Prep Date: **06/29/2016** Run No: **320055**
BatchID: **226265** Analysis Date: **06/30/2016** Seq No: **6909040**

Analyte	Result	RPT Limit	SPK value	SPK Ref Val	%REC	Low Limit	High Limit	RPD Ref Val	%RPD	RPD Limit	Qual
1,1-Dichloroethene	0.07817	0.005	50.00	8.850	139	60	150	78.73	0.714	17.7	
Trichloroethene	0.1388	0.005	50.00	80.58	116	70	136	134.6	3.07	20	
Surr: 4-Bromofluorobenzene	0.04622	0	50.00		92.4	70.7	125	43.81	0	0	
Surr: Dibromofluoromethane	0.05539	0	50.00		111	82.2	120	54.33	0	0	
Surr: Toluene-d8	0.05102	0	50.00		102	81.8	120	49.98	0	0	

Qualifiers:

>	Greater than Result value	<	Less than Result value	B	Analyte detected in the associated method blank
BRL	Below reporting limit	E	Estimated (value above quantitation range)	H	Holding times for preparation or analysis exceeded
J	Estimated value detected below Reporting Limit	N	Analyte not NELAC certified	R	RPD outside limits due to matrix
Rpt Lim	Reporting Limit	S	Spike Recovery outside limits due to matrix		

Client: EarthCon Consultants, Inc.
Project Name: AMC Dalton
Workorder: 1606R70

ANALYTICAL QC SUMMARY REPORT

BatchID: 226325

Sample ID: MB-226325	Client ID:	Units: mg/L	Prep Date: 07/01/2016	Run No: 320168
SampleType: MBLK	TestCode: GC Analysis of Gaseous Samples SOP-RSK 175	BatchID: 226325	Analysis Date: 07/01/2016	Seq No: 6911903

Analyte	Result	RPT Limit	SPK value	SPK Ref Val	%REC	Low Limit	High Limit	RPD Ref Val	%RPD	RPD Limit	Qual
Ethane	BRL	0.0090									
Ethylene	BRL	0.0070									
Methane	BRL	0.0040									

Sample ID: LCS-226325	Client ID:	Units: mg/L	Prep Date: 07/01/2016	Run No: 320168
SampleType: LCS	TestCode: GC Analysis of Gaseous Samples SOP-RSK 175	BatchID: 226325	Analysis Date: 07/01/2016	Seq No: 6911904

Analyte	Result	RPT Limit	SPK value	SPK Ref Val	%REC	Low Limit	High Limit	RPD Ref Val	%RPD	RPD Limit	Qual
Ethane	0.1304	0.0090	200.0		65.2	40.9	115				
Ethylene	0.08586	0.0070	200.0		42.9	26.8	115				
Methane	0.1408	0.0040	200.0		70.4	45.9	115				

Sample ID: LCSD-226325	Client ID:	Units: mg/L	Prep Date: 07/01/2016	Run No: 320168
SampleType: LCSD	TestCode: GC Analysis of Gaseous Samples SOP-RSK 175	BatchID: 226325	Analysis Date: 07/01/2016	Seq No: 6911905

Analyte	Result	RPT Limit	SPK value	SPK Ref Val	%REC	Low Limit	High Limit	RPD Ref Val	%RPD	RPD Limit	Qual
Ethane	0.1260	0.0090	200.0		63.0	40.9	115	130.4	3.42	20	
Ethylene	0.08519	0.0070	200.0		42.6	26.8	115	85.86	0.786	20	
Methane	0.1346	0.0040	200.0		67.3	45.9	115	140.8	4.49	20	

Sample ID: 1606R70-001BMS	Client ID: DMW-7/DRW-1	Units: mg/L	Prep Date: 07/01/2016	Run No: 320168
SampleType: MS	TestCode: GC Analysis of Gaseous Samples SOP-RSK 175	BatchID: 226325	Analysis Date: 07/01/2016	Seq No: 6911908

Analyte	Result	RPT Limit	SPK value	SPK Ref Val	%REC	Low Limit	High Limit	RPD Ref Val	%RPD	RPD Limit	Qual
Ethane	0.1147	0.0090	200.0		57.3	40.5	115				
Ethylene	0.07730	0.0070	200.0		38.6	23	115				
Methane	0.2077	0.0040	200.0	41.18	83.3	40	115				

Qualifiers:

>	Greater than Result value	<	Less than Result value	B	Analyte detected in the associated method blank
BRL	Below reporting limit	E	Estimated (value above quantitation range)	H	Holding times for preparation or analysis exceeded
J	Estimated value detected below Reporting Limit	N	Analyte not NELAC certified	R	RPD outside limits due to matrix
Rpt Lim	Reporting Limit	S	Spike Recovery outside limits due to matrix		

Client: EarthCon Consultants, Inc.
Project Name: AMC Dalton
Workorder: 1606R70

ANALYTICAL QC SUMMARY REPORT

BatchID: 226325

Sample ID: **1606R70-001BMSD** Client ID: **DMW-7/DRW-1** Units: **mg/L** Prep Date: **07/01/2016** Run No: **320168**
SampleType: **MSD** TestCode: **GC Analysis of Gaseous Samples SOP-RSK 175** BatchID: **226325** Analysis Date: **07/01/2016** Seq No: **6911909**

Analyte	Result	RPT Limit	SPK value	SPK Ref Val	%REC	Low Limit	High Limit	RPD Ref Val	%RPD	RPD Limit	Qual
Ethane	0.1089	0.0090	200.0		54.4	40.5	115	114.7	5.20	20	
Ethylene	0.07440	0.0070	200.0		37.2	23	115	77.30	3.81	20	
Methane	0.2179	0.0040	200.0	41.18	88.4	40	115	207.7	4.77	20	

Qualifiers:

>	Greater than Result value	<	Less than Result value	B	Analyte detected in the associated method blank
BRL	Below reporting limit	E	Estimated (value above quantitation range)	H	Holding times for preparation or analysis exceeded
J	Estimated value detected below Reporting Limit	N	Analyte not NELAC certified	R	RPD outside limits due to matrix
Rpt Lim	Reporting Limit	S	Spike Recovery outside limits due to matrix		

Client: EarthCon Consultants, Inc.
Project Name: AMC Dalton
Workorder: 1606R70

ANALYTICAL QC SUMMARY REPORT

BatchID: R320187

Sample ID: MB-R320187	Client ID:				Units: mg/L	Prep Date:		Run No: 320187	
SampleType: MBLK	TestCode: Sulfide by SM4500-S2-F				BatchID: R320187	Analysis Date: 06/30/2016		Seq No: 6912397	
Analyte	Result	RPT Limit	SPK value	SPK Ref Val	%REC	Low Limit	High Limit	RPD Ref Val	%RPD	RPD Limit	Qual
Sulfide	BRL	1.00									

Sample ID: LCS-R320187	Client ID:				Units: mg/L	Prep Date:		Run No: 320187	
SampleType: LCS	TestCode: Sulfide by SM4500-S2-F				BatchID: R320187	Analysis Date: 06/30/2016		Seq No: 6912398	
Analyte	Result	RPT Limit	SPK value	SPK Ref Val	%REC	Low Limit	High Limit	RPD Ref Val	%RPD	RPD Limit	Qual
Sulfide	328.8	1.00	328.8		100	90	110				

Sample ID: 1606R70-001EMS	Client ID: DMW-7/DRW-1				Units: mg/L	Prep Date:		Run No: 320187	
SampleType: MS	TestCode: Sulfide by SM4500-S2-F				BatchID: R320187	Analysis Date: 06/30/2016		Seq No: 6912402	
Analyte	Result	RPT Limit	SPK value	SPK Ref Val	%REC	Low Limit	High Limit	RPD Ref Val	%RPD	RPD Limit	Qual
Sulfide	27.68	1.00	32.88	2.480	76.6	80	120				S

Sample ID: 1606R70-001EMSD	Client ID: DMW-7/DRW-1				Units: mg/L	Prep Date:		Run No: 320187	
SampleType: MSD	TestCode: Sulfide by SM4500-S2-F				BatchID: R320187	Analysis Date: 06/30/2016		Seq No: 6912403	
Analyte	Result	RPT Limit	SPK value	SPK Ref Val	%REC	Low Limit	High Limit	RPD Ref Val	%RPD	RPD Limit	Qual
Sulfide	31.28	1.00	32.88	2.480	87.6	80	120	27.68	12.2	20	

Qualifiers:					
>	Greater than Result value	<	Less than Result value	B	Analyte detected in the associated method blank
BRL	Below reporting limit	E	Estimated (value above quantitation range)	H	Holding times for preparation or analysis exceeded
J	Estimated value detected below Reporting Limit	N	Analyte not NELAC certified	R	RPD outside limits due to matrix
Rpt Lim	Reporting Limit	S	Spike Recovery outside limits due to matrix		

Client: EarthCon Consultants, Inc.
Project Name: AMC Dalton
Workorder: 1606R70

ANALYTICAL QC SUMMARY REPORT

BatchID: R320244

Sample ID: **MB-R320244** Client ID: Units: **mg/L** Prep Date: Run No: **320244**
SampleType: **MBLK** TestCode: **Inorganic Anions by IC E300.0** BatchID: **R320244** Analysis Date: **06/28/2016** Seq No: **6913657**

Analyte	Result	RPT Limit	SPK value	SPK Ref Val	%REC	Low Limit	High Limit	RPD Ref Val	%RPD	RPD Limit	Qual
Chloride	0.1446	1.00									J
Nitrogen, Nitrate (As N)	BRL	0.250									
Sulfate	BRL	1.00									

Sample ID: **LCS-R320244** Client ID: Units: **mg/L** Prep Date: Run No: **320244**
SampleType: **LCS** TestCode: **Inorganic Anions by IC E300.0** BatchID: **R320244** Analysis Date: **06/28/2016** Seq No: **6913656**

Analyte	Result	RPT Limit	SPK value	SPK Ref Val	%REC	Low Limit	High Limit	RPD Ref Val	%RPD	RPD Limit	Qual
Chloride	10.90	1.00	10.00	0.1446	108	90	110				
Nitrogen, Nitrate (As N)	5.054	0.250	5.000		101	90	110				
Sulfate	26.31	1.00	25.00		105	90	110				

Sample ID: **1606Q69-001AMS** Client ID: Units: **mg/L** Prep Date: Run No: **320244**
SampleType: **MS** TestCode: **Inorganic Anions by IC E300.0** BatchID: **R320244** Analysis Date: **06/28/2016** Seq No: **6913659**

Analyte	Result	RPT Limit	SPK value	SPK Ref Val	%REC	Low Limit	High Limit	RPD Ref Val	%RPD	RPD Limit	Qual
Chloride	19.29	1.00	10.00	9.738	95.5	90	110				
Nitrogen, Nitrate (As N)	5.139	0.250	5.000	0.3278	96.2	90	110				
Sulfate	46.40	1.00	25.00	22.36	96.1	90	110				

Sample ID: **1606Q69-001AMSD** Client ID: Units: **mg/L** Prep Date: Run No: **320244**
SampleType: **MSD** TestCode: **Inorganic Anions by IC E300.0** BatchID: **R320244** Analysis Date: **06/28/2016** Seq No: **6913660**

Analyte	Result	RPT Limit	SPK value	SPK Ref Val	%REC	Low Limit	High Limit	RPD Ref Val	%RPD	RPD Limit	Qual
Chloride	19.49	1.00	10.00	9.738	97.6	90	110	19.29	1.04	20	
Nitrogen, Nitrate (As N)	5.169	0.250	5.000	0.3278	96.8	90	110	5.139	0.576	20	
Sulfate	46.84	1.00	25.00	22.36	97.9	90	110	46.40	0.940	20	

Qualifiers:

>	Greater than Result value	<	Less than Result value	B	Analyte detected in the associated method blank
BRL	Below reporting limit	E	Estimated (value above quantitation range)	H	Holding times for preparation or analysis exceeded
J	Estimated value detected below Reporting Limit	N	Analyte not NELAC certified	R	RPD outside limits due to matrix
Rpt Lim	Reporting Limit	S	Spike Recovery outside limits due to matrix		

Client: EarthCon Consultants, Inc.
Project Name: AMC Dalton
Workorder: 1606R70

ANALYTICAL QC SUMMARY REPORT

BatchID: R320336

Sample ID: MB-R320336	Client ID:				Units: mg/L	Prep Date:	Run No: 320336
SampleType: MBLK	TestCode: Total Organic Carbon (TOC) by SM5310B				BatchID: R320336	Analysis Date: 07/01/2016	Seq No: 6916880

Analyte	Result	RPT Limit	SPK value	SPK Ref Val	%REC	Low Limit	High Limit	RPD Ref Val	%RPD	RPD Limit	Qual
Organic Carbon, Total	BRL	1.00									

Sample ID: LCS-R320336	Client ID:				Units: mg/L	Prep Date:	Run No: 320336
SampleType: LCS	TestCode: Total Organic Carbon (TOC) by SM5310B				BatchID: R320336	Analysis Date: 07/01/2016	Seq No: 6916879

Analyte	Result	RPT Limit	SPK value	SPK Ref Val	%REC	Low Limit	High Limit	RPD Ref Val	%RPD	RPD Limit	Qual
Organic Carbon, Total	23.51	1.00	25.00		94.0	90	110				

Sample ID: 1606Q90-006BMS	Client ID:				Units: mg/L	Prep Date:	Run No: 320336
SampleType: MS	TestCode: Total Organic Carbon (TOC) by SM5310B				BatchID: R320336	Analysis Date: 07/01/2016	Seq No: 6916903

Analyte	Result	RPT Limit	SPK value	SPK Ref Val	%REC	Low Limit	High Limit	RPD Ref Val	%RPD	RPD Limit	Qual
Organic Carbon, Total	25.26	1.00	25.00	2.404	91.4	80	120				

Sample ID: 1606Q90-006BMSD	Client ID:				Units: mg/L	Prep Date:	Run No: 320336
SampleType: MSD	TestCode: Total Organic Carbon (TOC) by SM5310B				BatchID: R320336	Analysis Date: 07/01/2016	Seq No: 6916904

Analyte	Result	RPT Limit	SPK value	SPK Ref Val	%REC	Low Limit	High Limit	RPD Ref Val	%RPD	RPD Limit	Qual
Organic Carbon, Total	25.55	1.00	25.00	2.404	92.6	80	120	25.26	1.14	20	

Qualifiers:

>	Greater than Result value	<	Less than Result value	B	Analyte detected in the associated method blank
BRL	Below reporting limit	E	Estimated (value above quantitation range)	H	Holding times for preparation or analysis exceeded
J	Estimated value detected below Reporting Limit	N	Analyte not NELAC certified	R	RPD outside limits due to matrix
Rpt Lim	Reporting Limit	S	Spike Recovery outside limits due to matrix		

Client: EarthCon Consultants, Inc.
Project Name: AMC Dalton
Workorder: 1606R70

ANALYTICAL QC SUMMARY REPORT

BatchID: R320499

Sample ID: MB-R320499	Client ID:					Units: mg/L	Prep Date:		Run No: 320499	
SampleType: MBLK	TestCode: Alkalinity by SM2320B					BatchID: R320499	Analysis Date: 07/06/2016		Seq No: 6921510	
Analyte	Result	RPT Limit	SPK value	SPK Ref Val	%REC	Low Limit	High Limit	RPD Ref Val	%RPD	RPD Limit	Qual
Alkalinity, Total (As CaCO3)	BRL	3.00									

Sample ID: LCS-R320499	Client ID:					Units: mg/L	Prep Date:		Run No: 320499	
SampleType: LCS	TestCode: Alkalinity by SM2320B					BatchID: R320499	Analysis Date: 07/06/2016		Seq No: 6921511	
Analyte	Result	RPT Limit	SPK value	SPK Ref Val	%REC	Low Limit	High Limit	RPD Ref Val	%RPD	RPD Limit	Qual
Alkalinity, Total (As CaCO3)	120.0	3.00	125.0		96.0	75	125				

Sample ID: 1606R70-001CDUP	Client ID: DMW-7/DRW-1					Units: mg/L	Prep Date:		Run No: 320499	
SampleType: DUP	TestCode: Alkalinity by SM2320B					BatchID: R320499	Analysis Date: 07/06/2016		Seq No: 6921521	
Analyte	Result	RPT Limit	SPK value	SPK Ref Val	%REC	Low Limit	High Limit	RPD Ref Val	%RPD	RPD Limit	Qual
Alkalinity, Total (As CaCO3)	290.0	15.0						295.0	1.71	30	

Qualifiers:

>	Greater than Result value	<	Less than Result value	B	Analyte detected in the associated method blank
BRL	Below reporting limit	E	Estimated (value above quantitation range)	H	Holding times for preparation or analysis exceeded
J	Estimated value detected below Reporting Limit	N	Analyte not NELAC certified	R	RPD outside limits due to matrix
Rpt Lim	Reporting Limit	S	Spike Recovery outside limits due to matrix		

APPENDIX D

GROUNDWATER AND SURFACE WATER TREND GRAPHS AND HISTORICAL DATA SUMMARY

Figure D1A. Dobbs Area Monitoring Wells - 1,1,1-TCA (mg/L)

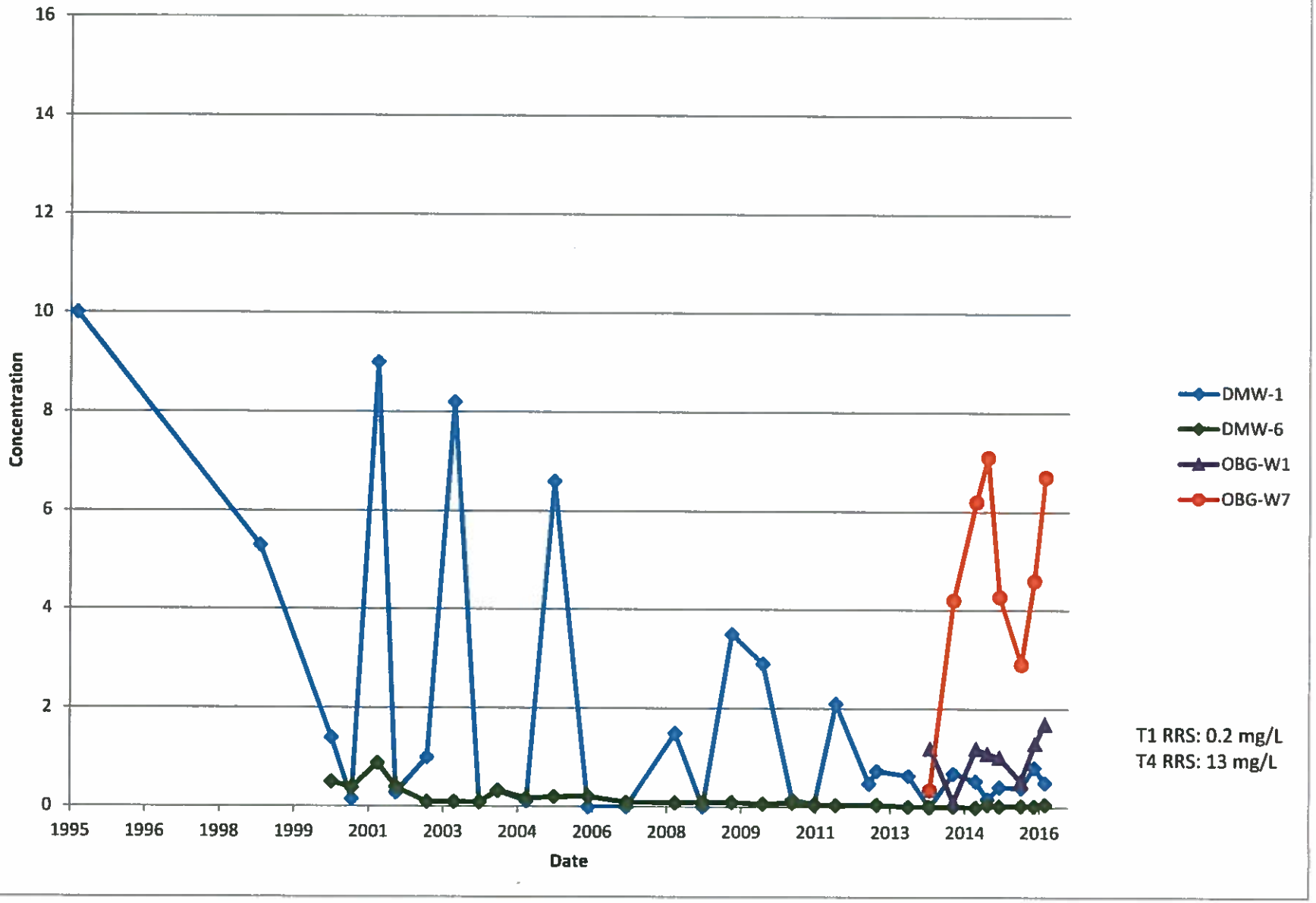

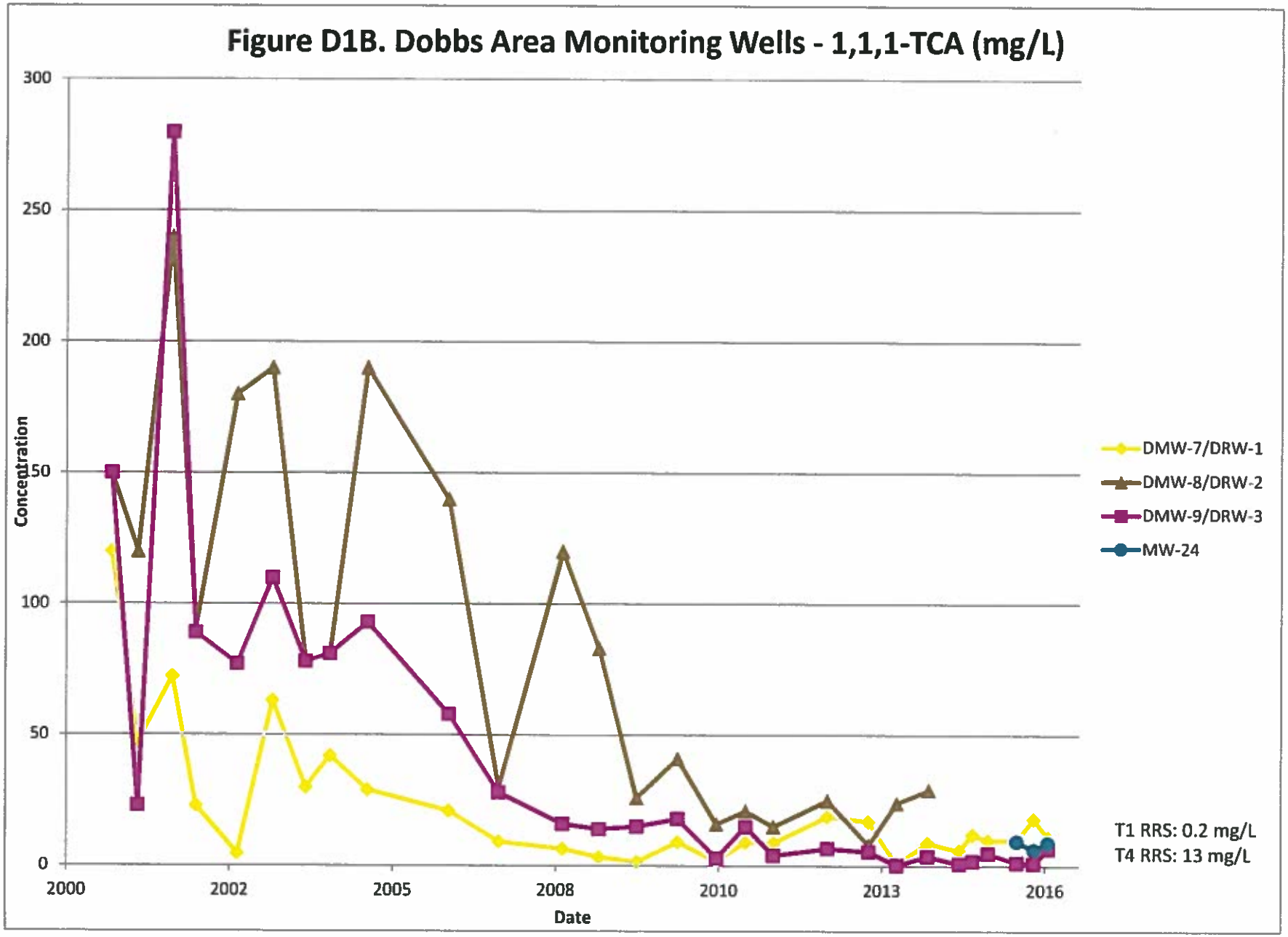
Figure D1B. Dobbs Area Monitoring Wells - 1,1,1-TCA (mg/L)
300
250
200
150
100
50
0
Concentration
2000
2002
2005
2008
2010
2013
2016
Date
DMW-7/DRW-1
DMW-8/DRW-2
DMW-9/DRW-3
MW-24
T1 RRS: 0.2 mg/L
T4 RRS: 13 mg/L

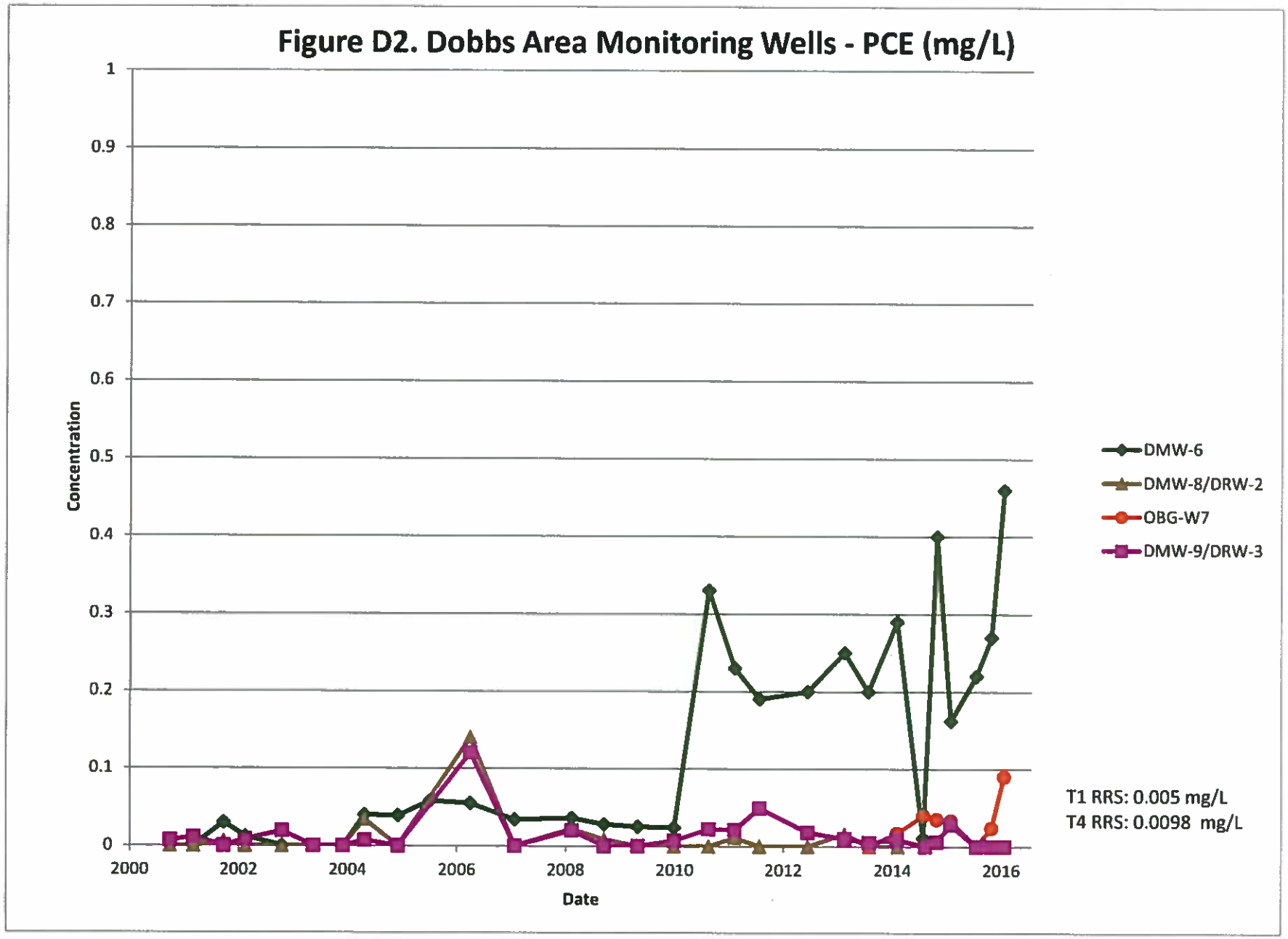
Figure D2. Dobbs Area Monitoring Wells - PCE (mg/L)
Concentration
1
0.9
0.8
0.7
0.6
0.5
0.4
0.3
0.2
0.1
0
2000
2002
2004
2006
2008
2010
2012
2014
2016
Date
DMW-6
DMW-8/DRW-2
OBG-W7
DMW-9/DRW-3
T1 RRS: 0.005 mg/L
T4 RRS: 0.0098 mg/L

Figure D3. Dobbs Area Monitoring Wells - TCE (mg/L)

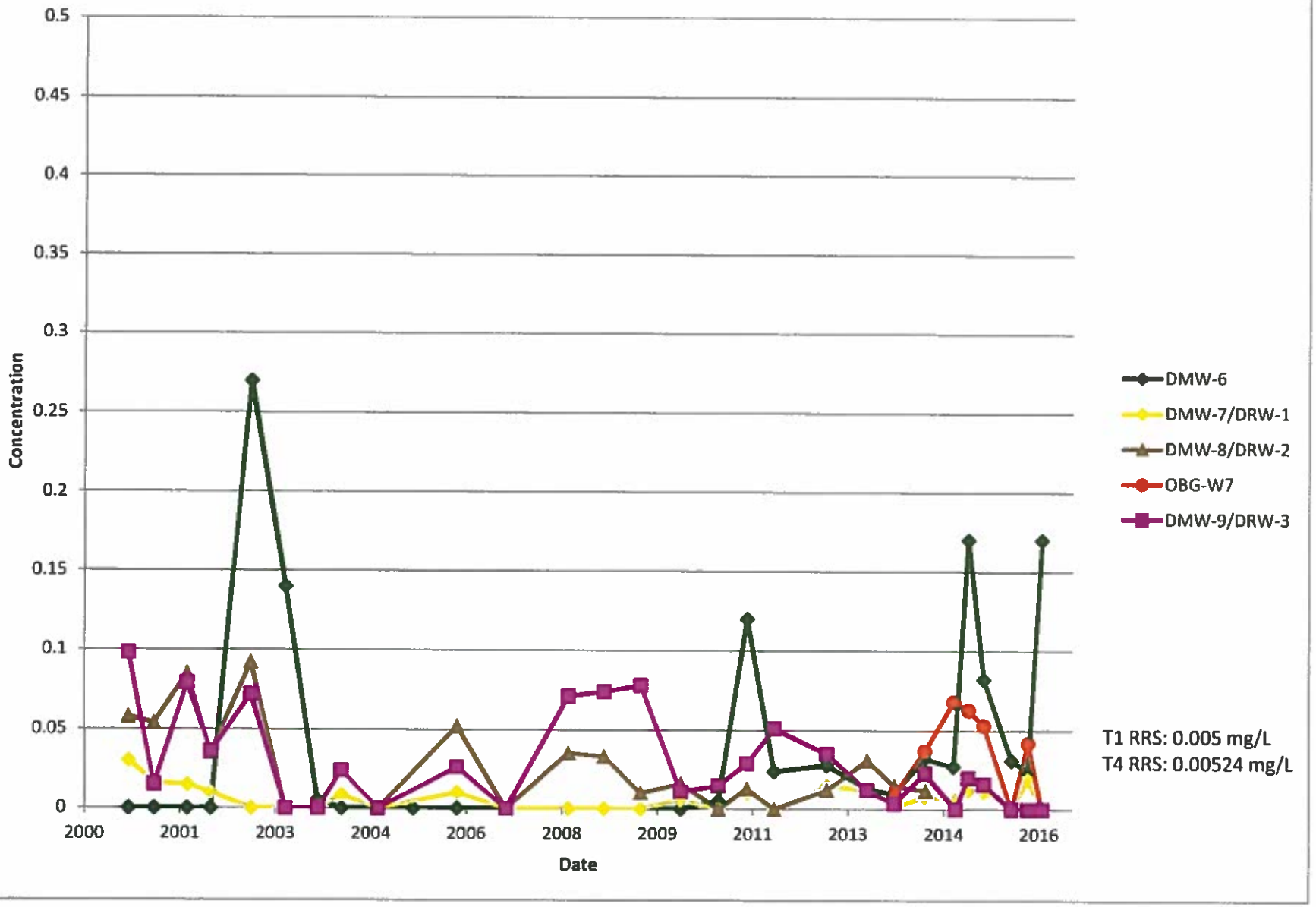

Figure D4. Fire Release Area Monitoring Wells - 1,1,1-TCA (mg/L)

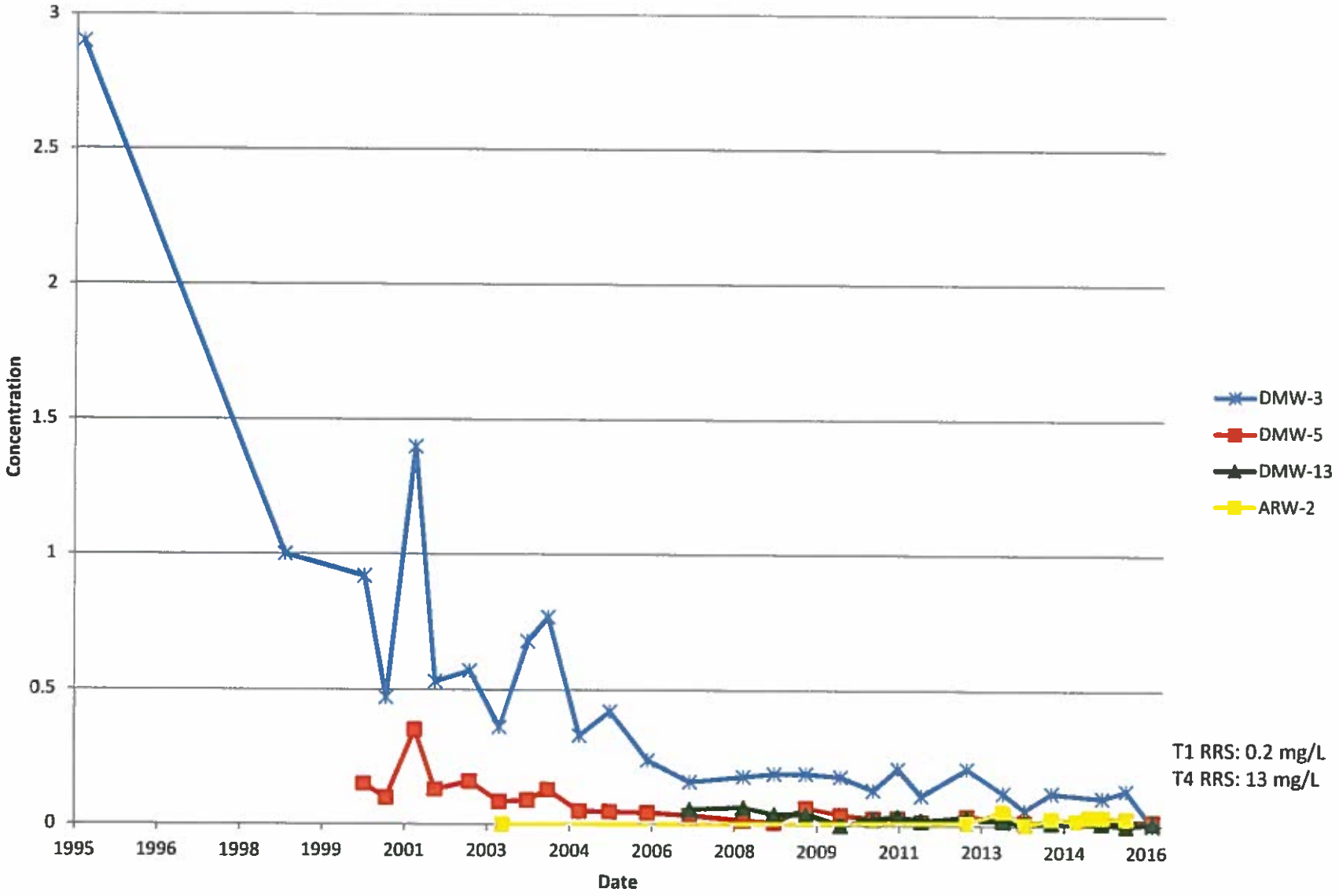

Figure D5A. Fire Release Area Monitoring Wells - South/East Cluster - PCE (mg/L)

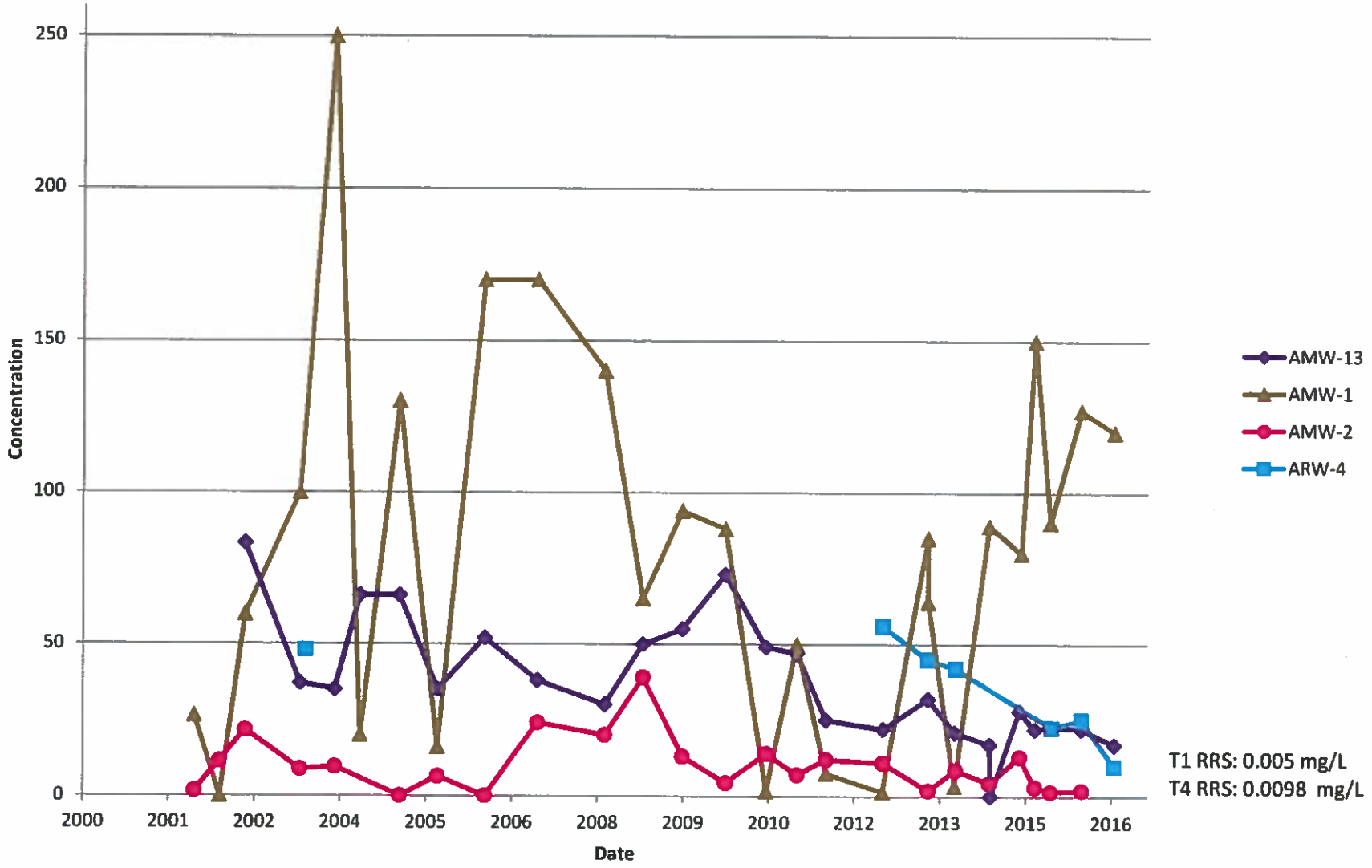

Figure D5B. Fire Release Area Monitoring Wells - East Cluster - PCE (mg/L)

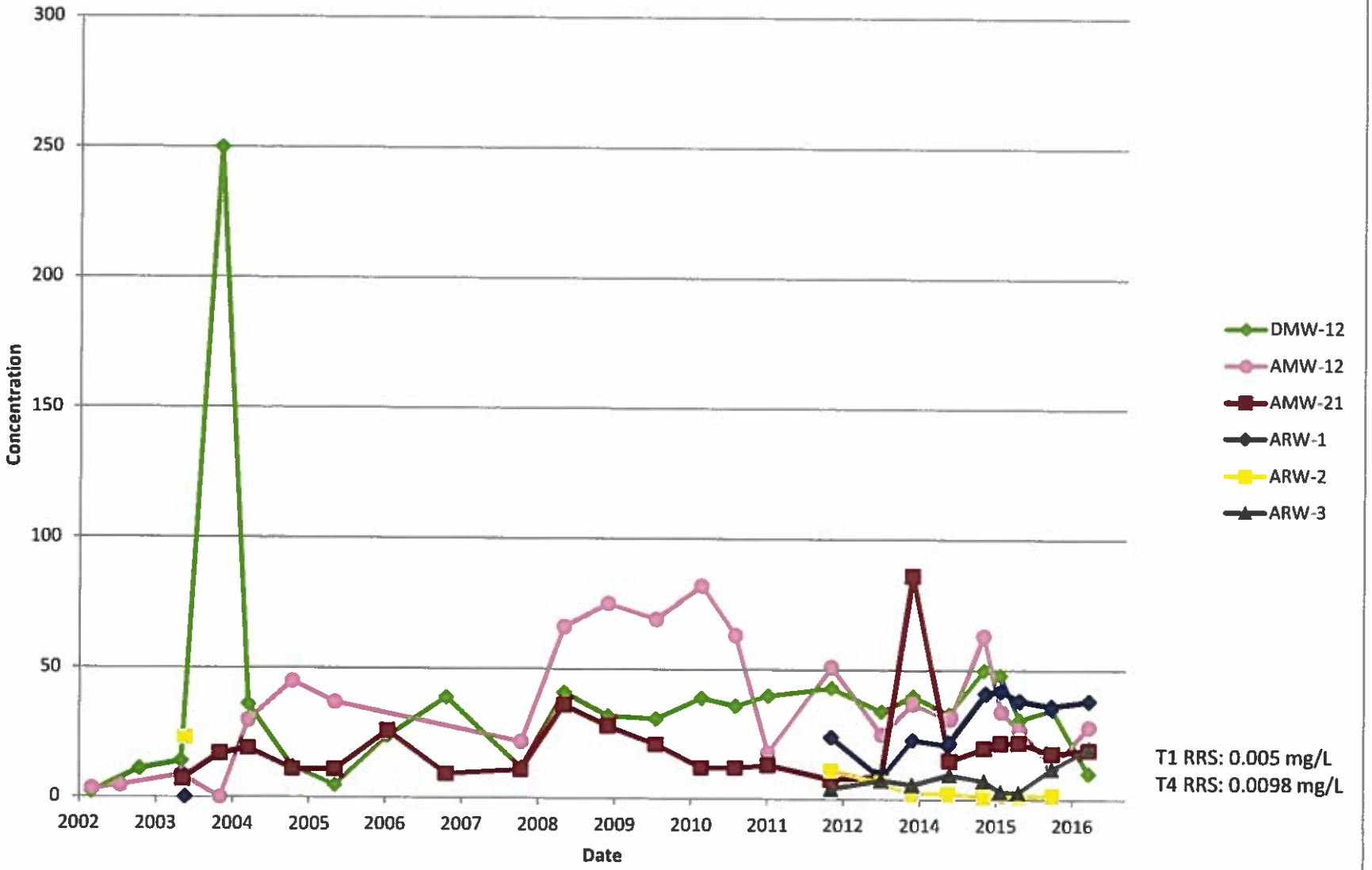

Figure D6A. Fire Release Area Wells - South/East Cluster - TCE (mg/L)

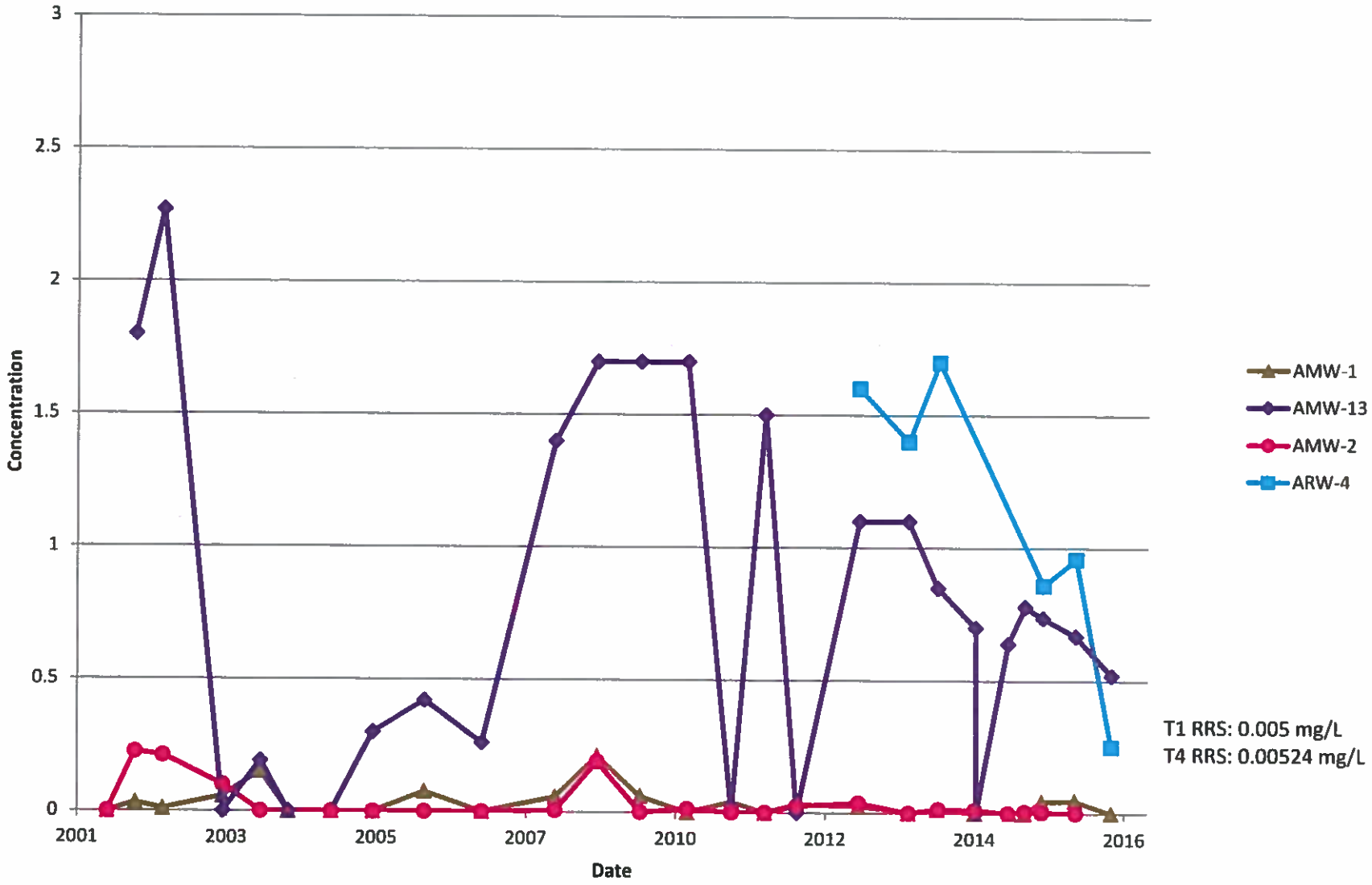

Figure D6B. Fire Release Area Wells - East Cluster - TCE (mg/L)

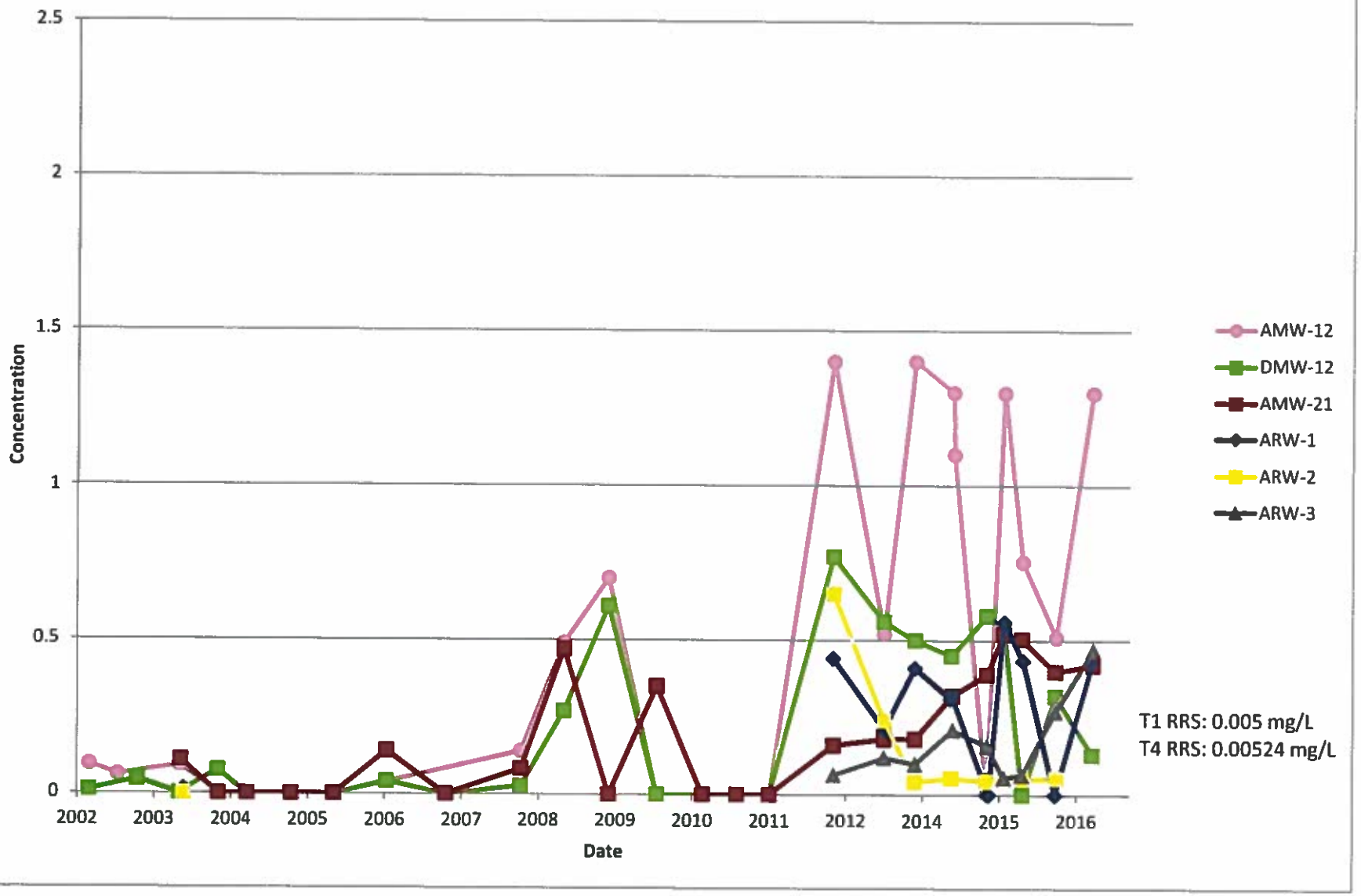

Figure D7A. Surface Water - PCE (mg/L)

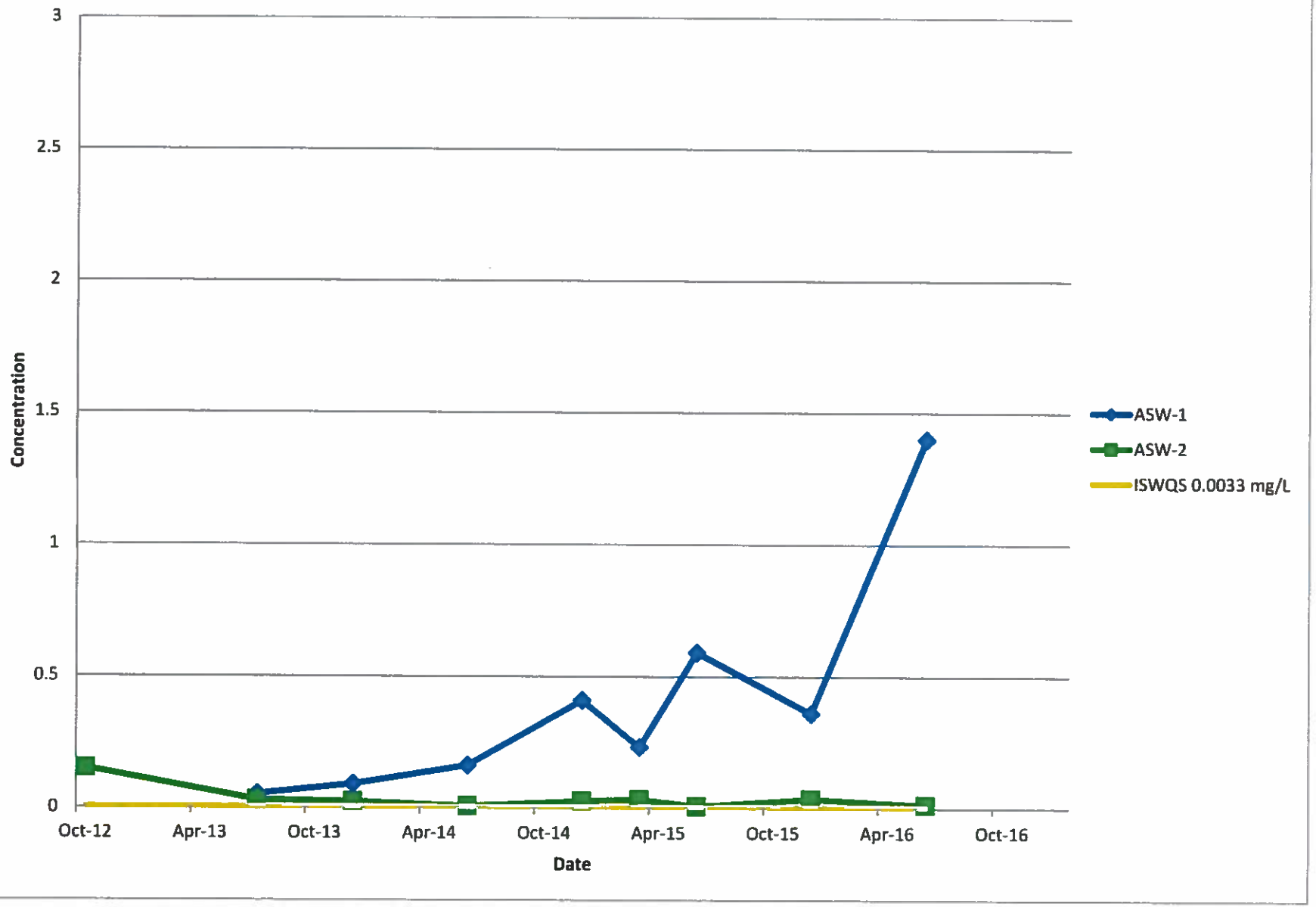

Figure D7B. Surface Water - TCE (mg/L)

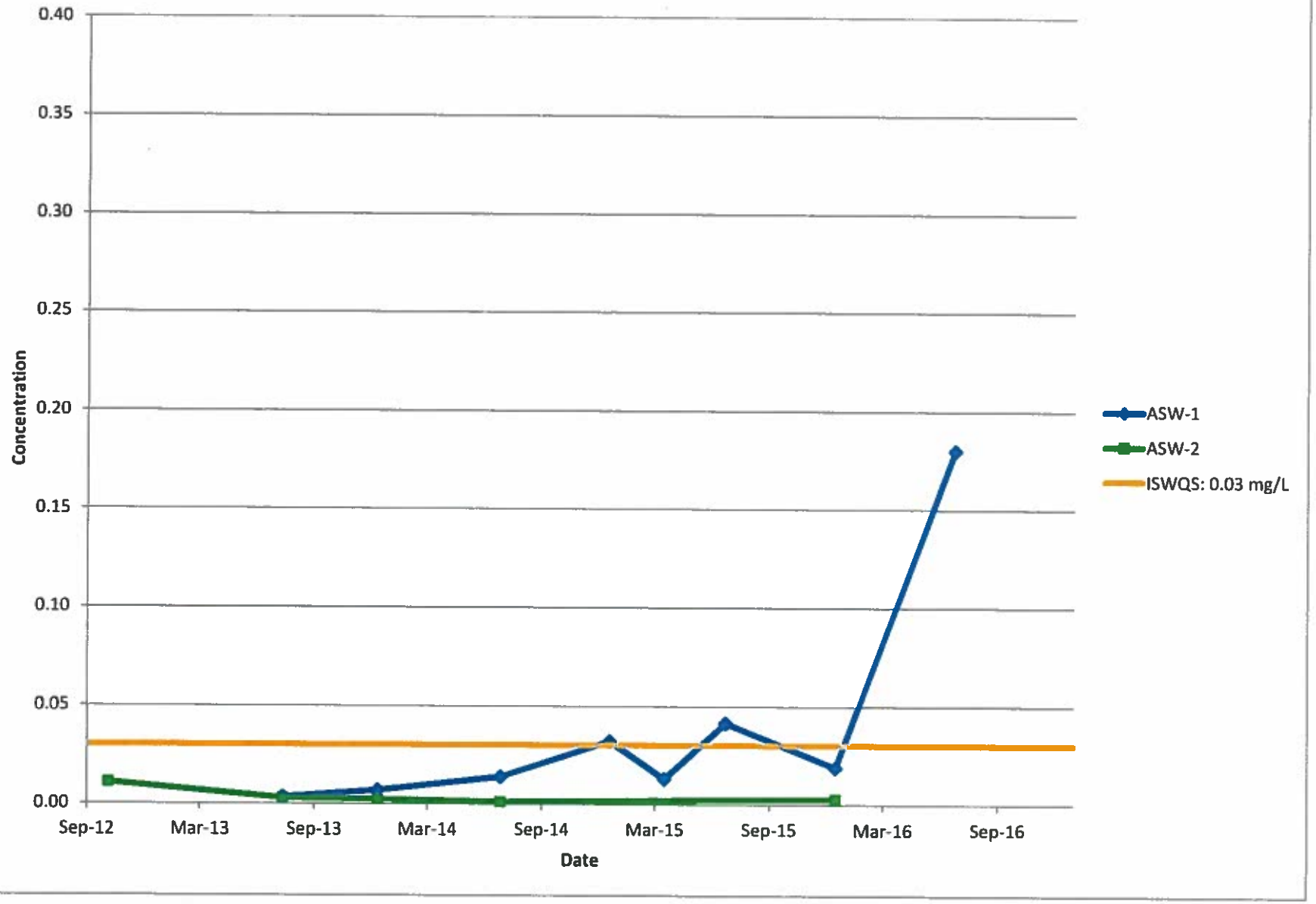

TABLE D1. HISTORICAL GROUNDWATER DATA

Monitoring Well	Date	1,1,1-TCA mg/L	1,1-DCA mg/L	1,1-DCE mg/L	1,2-DCA mg/L	cis-1,2-DCE mg/L	PCE mg/L	trans-1,2-DCE mg/L	TCE mg/L	Vinyl Chloride mg/L	1,4-dioxane mg/L
DOBBS AREA											
DMW-1	2/22/95	10	0.043	1	--	< 0.01	< 0.005	--	< 0.01	--	--
DMW-1	3/8/99	6.3	1.7	2.5	--	< 0.01	< 0.005	--	< 0.01	--	--
DMW-1	10/4/00	1.4	0.09	0.45	--	< 0.005	< 0.005	--	< 0.005	--	--
DMW-1	3/14/01	0.15	0.036	0.14	--	< 0.005	< 0.005	--	< 0.005	--	--
DMW-1	10/9/01	9	0.11	2.1	--	< 0.005	< 0.005	--	< 0.005	--	--
DMW-1	3/5/02	0.28	0.081	0.27	--	< 0.005	< 0.005	--	< 0.005	--	--
DMW-1	11/12/02	1	0.15	0.48	--	< 0.005	< 0.005	--	0.0058	--	--
DMW-1	6/17/03	8.2	0.022	2.2	--	< 0.005	< 0.005	--	< 0.005	--	--
DMW-1	1/6/04	0.1	< 0.005	0.033	--	< 0.005	0.0059	--	< 0.005	--	--
DMW-1	6/3/04	0.32	< 0.005	0.12	--	< 0.005	0.007	--	< 0.005	--	--
DMW-1	1/19/05	0.11	< 0.005	0.076	--	< 0.005	< 0.005	--	< 0.005	--	--
DMW-1	8/26/05	6.6	0.022	3.5	--	< 0.005	< 0.005	--	< 0.005	--	--
DMW-1	5/31/06	--	--	--	--	--	--	--	< 0.005	--	--
DMW-1	4/3/07	--	--	--	--	--	--	--	< 0.005	--	--
DMW-1	4/29/08	1.5	0.014	1.1	--	< 0.005	0.015	--	< 0.005	--	--
DMW-1	12/9/08	--	--	--	--	--	--	--	< 0.005	--	--
DMW-1	7/28/09	3.5	0.034	3.1	--	< 0.005	< 0.005	--	< 0.005	--	--
DMW-1	4/5/10	2.9	0.025	3.4	--	< 0.005	0.028	--	< 0.005	--	--
DMW-1	11/29/10	0.15	< 0.005	0.45	--	< 0.005	0.0068	--	0.0068	--	--
DMW-1	5/27/11	0.064	< 0.005	0.15	--	< 0.005	0.0052	--	< 0.005	--	--
DMW-1	11/14/11	2.1	0.015	2.1	--	< 0.005	< 0.006	--	< 0.005	--	--
DMW-1	8/7/12	0.48	0.024	0.59	--	< 0.005	< 0.005	< 0.005	< 0.005	< 0.002	--
DMW-1	10/9/12	0.74	0.022	1.6	--	< 0.005	< 0.005	< 0.005	< 0.005	< 0.002	--
DMW-1	6/20/13	0.64	0.012	0.94	< 0.01	< 0.01	< 0.01	< 0.01	< 0.01	< 0.01	--
DMW-1	12/9/13	--	0.0079	--	< 0.001	< 0.001	0.00821	< 0.001	< 0.001	< 0.001	--
DMW-1	6/17/14	0.69	0.01	1.2	0.0018	< 0.001	0.0022	< 0.011	< 0.001	< 0.001	--
DMW-1	12/15/14	0.53	0.0098	0.91	< 0.005	< 0.005	< 0.005	< 0.005	< 0.005	< 0.002	0.016
DMW-1	3/19/15	0.17	0.015	0.32	< 0.005	< 0.005	< 0.005	< 0.005	< 0.005	< 0.002	0.0059
DMW-1	6/23/15*	0.412	0.0101	0.765	0.0011 J	< 0.005	0.0026 J	< 0.005	< 0.005	< 0.005	0.0113
DMW-1	12/15/15*	0.40	0.012	0.65	0.0015 J	< 0.005	0.004 J	< 0.005	< 0.005	< 0.005	0.011
DMW-1	3/28/16	0.81	0.014	1.7	< 0.005	< 0.005	< 0.005	< 0.005	< 0.005	< 0.002	0.017
DMW-1	6/24/16	0.50	0.013	1.3	< 0.005	< 0.005	< 0.005	< 0.005	< 0.005	< 0.002	0.014
DMW-2	2/22/95	0.0027	< 0.005	< 0.005	--	< 0.01	< 0.005	--	< 0.01	--	--
DMW-2	3/8/99	< 0.005	< 0.005	< 0.005	--	< 0.01	< 0.005	--	< 0.01	--	--
DMW-2	10/4/00	< 0.005	< 0.005	< 0.005	--	< 0.005	0.0092	--	< 0.005	--	--
DMW-2	3/14/01	< 0.005	< 0.005	< 0.005	--	< 0.005	0.011	--	< 0.005	--	--
DMW-2	10/9/01	< 0.005	< 0.005	< 0.005	--	< 0.005	0.011	--	< 0.005	--	--
DMW-2	3/5/02	< 0.005	< 0.005	< 0.005	--	< 0.005	< 0.005	--	< 0.005	--	--
DMW-2	11/12/02	< 0.005	< 0.005	< 0.005	--	< 0.005	< 0.005	--	< 0.005	--	--
DMW-2	6/17/03	< 0.005	< 0.005	< 0.005	--	< 0.005	0.005	--	0.0055	--	--
DMW-2	1/6/04	< 0.005	< 0.005	< 0.005	--	< 0.005	< 0.005	--	< 0.005	--	--
DMW-2	6/3/04	< 0.005	< 0.005	< 0.005	--	< 0.005	< 0.005	--	< 0.005	--	--
DMW-2	1/19/05	< 0.005	< 0.005	< 0.005	--	< 0.005	< 0.005	--	< 0.005	--	--
DMW-2	8/26/05	< 0.005	< 0.005	< 0.005	--	< 0.005	< 0.005	--	< 0.005	--	--
DMW-2	5/31/06	< 0.005	< 0.005	< 0.005	--	< 0.005	< 0.005	--	< 0.005	--	--
DMW-2	4/3/07	< 0.005	< 0.005	< 0.005	--	< 0.005	< 0.005	--	< 0.005	--	--
DMW-2	4/29/08	< 0.005	< 0.005	< 0.005	--	< 0.005	0.0071	--	< 0.005	--	--
DMW-2	12/9/08	< 0.005	< 0.005	< 0.005	--	< 0.005	0.012	--	< 0.005	--	--
DMW-2	7/28/09	< 0.005	< 0.005	< 0.005	--	< 0.005	0.0056	--	< 0.005	--	--
DMW-2	4/5/10	< 0.005	< 0.005	< 0.005	--	< 0.005	< 0.005	--	< 0.005	--	--
DMW-2	11/29/10	< 0.005	< 0.005	< 0.005	--	< 0.005	< 0.005	--	< 0.005	--	--
DMW-2	5/27/11	< 0.005	< 0.005	< 0.005	--	< 0.005	< 0.005	--	< 0.005	--	--
DMW-2	11/14/11	< 0.005	< 0.005	< 0.005	--	< 0.005	< 0.005	--	< 0.005	--	--
DMW-2	10/9/12	< 0.005	< 0.005	< 0.005	--	< 0.005	< 0.005	< 0.005	< 0.005	< 0.002	--
DMW-2	6/20/13	< 0.001	< 0.001	< 0.001	< 0.001	< 0.001	0.0015	< 0.001	< 0.001	< 0.001	--
DMW-2	12/4/13	< 0.001	< 0.001	< 0.001	< 0.001	< 0.001	0.0015	< 0.001	< 0.001	< 0.001	--
DMW-2	6/17/14	< 0.001	< 0.001	< 0.001	< 0.001	< 0.001	0.001	< 0.001	< 0.001	< 0.001	--
DMW-2	12/16/14	< 0.005	<0.005	< 0.005	< 0.005	< 0.005	< 0.005	< 0.005	< 0.005	< 0.002	< 0.005
DMW-2	3/19/15	< 0.005	< 0.005	< 0.005	< 0.005	< 0.005	0.016	< 0.005	< 0.005	< 0.002	0.0081
DMW-2	6/23/15	< 0.001	< 0.001	< 0.001	< 0.001	< 0.001	0.003	< 0.001	< 0.001	< 0.001	0.0069
DMW-2	12/15/15	< 0.001	< 0.001	< 0.001	< 0.001	< 0.001	< 0.001	< 0.001	< 0.001	< 0.001	0.0065
DMW-2	3/29/16	< 0.005	< 0.005	< 0.005	< 0.005	< 0.005	< 0.005	< 0.005	< 0.005	< 0.002	0.0092
DMW-2	6/23/16	< 0.005	< 0.005	< 0.005	< 0.005	< 0.005	< 0.005	< 0.005	< 0.005	< 0.002	0.0096
DMW-6	10/4/00	0.5	0.022	0.065	--	0.065	< 0.005	--	< 0.005	--	--
DMW-6	3/14/01	0.38	0.036	0.11	--	0.11	< 0.005	--	< 0.005	--	--
DMW-6	10/9/01	0.88	0.03	0.057	--	0.057	0.03	--	< 0.005	--	--
DMW-6	3/5/02	0.39	0.026	0.1	--	0.1	0.012	--	< 0.005	--	--
DMW-6	11/12/02	0.095	0.04	< 0.005	--	< 0.005	< 0.005	--	0.27	--	--
DMW-6	6/17/03	0.1	0.11	< 0.005	--	< 0.005	< 0.005	--	0.14	--	--
DMW-6	1/6/04	0.089	0.11	< 0.005	--	< 0.005	< 0.005	--	0.0054	--	--
DMW-6	6/3/04	0.33	0.018	0.071	--	< 0.005	0.04	--	< 0.005	--	--
DMW-6	1/19/05	0.17	0.024	0.12	--	< 0.005	0.039	--	< 0.005	--	--
DMW-6	8/26/05	0.2	0.02	0.095	--	< 0.005	0.058	--	< 0.005	--	--

TABLE D1. HISTORICAL GROUNDWATER DATA

Monitoring Well	Date	1,1,1-TCA mg/L	1,1-DCA mg/L	1,1-DCE mg/L	1,2-DCA mg/L	cis-1,2-DCE mg/L	PCE mg/L	trans-1,2-DCE mg/L	TCE mg/L	Vinyl Chloride mg/L	1,4-dioxane mg/L
DMW-6	5/31/06	0.21	0.021	0.1	--	< 0.005	0.055	--	< 0.005	--	--
DMW-6	4/3/07	0.092	0.015	0.045	--	< 0.005	0.034	--	< 0.005	--	--
DMW-6	4/29/08	0.062	< 0.005	0.0062	--	< 0.005	0.036	--	< 0.005	--	--
DMW-6	12/9/08	0.1	0.011	0.075	--	< 0.005	0.028	--	< 0.005	--	--
DMW-6	7/28/09	0.092	0.013	0.032	--	< 0.005	0.025	--	< 0.005	--	--
DMW-6	4/5/10	0.065	< 0.005	0.0051	--	< 0.005	0.024	--	< 0.005	--	--
DMW-6	11/29/10	0.087	0.011	0.074	--	0.0067	0.33	--	0.0053	--	--
DMW-6	5/27/11	0.048	0.017	0.041	--	0.15	0.23	--	0.12	--	--
DMW-6	11/14/11	0.042	0.013	0.043	--	0.052	0.19	--	0.024	--	--
DMW-6	10/9/12	0.049	0.0094	0.044	--	0.04	0.2	< 0.005	0.028	< 0.002	--
DMW-6	6/21/13	0.013	< 0.005	0.012	< 0.001	0.024	0.25	< 0.001	0.013	< 0.001	--
DMW-6	12/3/13	0.02	0.0044	0.014	< 0.001	0.024	0.2	< 0.001	0.01	< 0.001	--
DMW-6	6/18/14	0.017	0.005	0.015	< 0.001	0.031	0.29	< 0.001	0.032	< 0.001	--
DMW-6	12/16/14	< 0.005	0.0051	< 0.005	< 0.005	0.15	0.011	< 0.005	0.027	< 0.002	0.024
DMW-6	3/19/15	0.055	0.036	0.023	< 0.005	0.12	0.4	< 0.005	0.17	0.33	0.025
DMW-6	6/23/15	0.0284	0.0145	0.0131	< 0.001	0.0491	0.162	< 0.001	0.0822	0.0675	0.0226
DMW-6	12/16/15	0.031	0.011	0.016	< 0.001	0.043	0.22	< 0.001	0.031	0.016	0.014
DMW-6	3/29/16	0.026	0.008	0.02	< 0.005	0.03	0.27	< 0.005	0.024	0.021	0.015
DMW-6	6/24/16	0.062	0.019	0.034	< 0.005	0.098	0.46	< 0.005	0.17	0.052	0.028
DMW-7/DRW-1	10/4/00	120	1.1	29	--	< 0.005	< 0.005	--	0.03	--	--
DMW-7/DRW-1	3/14/01	47	0.073	15	--	< 0.005	< 0.005	--	0.018	--	--
DMW-7/DRW-1	10/9/01	72	4	21	--	< 0.005	< 0.005	--	0.015	--	--
DMW-7/DRW-1	3/5/02	23	0.053	17	--	< 0.005	< 0.005	--	0.01	--	--
DMW-7/DRW-1	11/12/02	4.7	0.059	1.5	--	< 0.005	< 0.005	--	< 0.005	--	--
DMW-7/DRW-1	6/17/03	63	2.7	21	--	< 0.25	< 0.26	--	< 0.25	--	--
DMW-7/DRW-1	1/6/04	30	1.8	15	--	< 0.5	< 0.5	--	< 0.5	--	--
DMW-7/DRW-1	6/3/04	42	0.99	14	--	< 0.005	0.034	--	0.0083	--	--
DMW-7/DRW-1	1/19/05	29	< 2.5	9.8	--	< 2.5	< 2.5	--	< 2.5	--	--
DMW-7/DRW-1	5/31/06	21	1.4	16	--	< 0.005	0.039	--	0.01	--	--
DMW-7/DRW-1	4/3/07	9.2	1.4	10	--	< 0.5	< 0.5	--	< 0.5	--	--
DMW-7/DRW-1	4/29/08	6.5	0.94	7.4	--	< 0.005	< 0.005	--	< 0.005	--	--
DMW-7/DRW-1	12/9/08	3.3	1.3	12	--	< 0.005	< 0.005	--	< 0.005	--	--
DMW-7/DRW-1	7/28/09	1.5	0.05	1.4	--	< 0.25	< 0.26	--	< 0.005	--	--
DMW-7/DRW-1	4/5/10	9.1	0.92	10	--	< 0.005	< 0.005	--	0.0058	--	--
DMW-7/DRW-1	11/29/10	1.8	0.22	4.8	--	< 0.005	< 0.005	--	< 0.005	--	--
DMW-7/DRW-1	5/27/11	9.1	0.4	2.7	--	< 0.005	0.0055	--	0.01	--	--
DMW-7/DRW-1	11/14/11	8.8	1	9.4	--	< 0.017	< 0.038	--	< 0.018	--	--
DMW-7/DRW-1	10/11/12	19	0.15	19	--	< 0.005	0.016	< 0.005	0.015	0.0022	--
DMW-7/DRW-1	6/21/13	17	0.17	13	0.089	< 0.001	0.0017	< 0.001	0.012	0.0013	--
DMW-7/DRW-1	12/11/13	0.89	0.013	0.93	0.0064	< 0.001	< 0.02	< 0.001	0.0014	< 0.001	--
DMW-7/DRW-1	6/18/14	9	0.11	11	0.065	< 0.005	< 0.005	< 0.005	0.0084	< 0.005	--
DMW-7/DRW-1	12/29/14	6.1	0.047	6.6	0.034	< 0.005	< 0.005	< 0.005	0.006	< 0.002	0.011
DMW-7/DRW-1	3/19/15	12	0.078	17	0.08	< 0.005	< 0.005	< 0.005	0.012	< 0.002	0.019
DMW-7/DRW-1	6/24/15	9.89	0.115	15.3	0.0718	< 0.001	< 0.001	< 0.001	0.0112	< 0.001	0.0207
DMW-7/DRW-1	12/16/15*	9.8	0.083 J	12.8	0.056 J	< 0.1	0.061 J	< 0.1	< 0.1	< 0.1	0.019
DMW-7/DRW-1	3/29/16	16	0.043	18	0.12	< 0.005	< 0.005	< 0.005	0.019	< 0.002	0.038
DMW-7/DRW-1	6/27/16*	11	0.072 J	19	0.096 J	< 0.013	< 0.015	< 0.011	< 0.018	< 0.021	< 0.045
DMW-8/DRW-2	10/4/00	150	3.4	69	--	0.0058	< 0.005	--	0.058	--	--
DMW-8/DRW-2	3/14/01	120	0.87	78	--	0.0091	< 0.005	--	0.054	--	--
DMW-8/DRW-2	10/9/01	240	2.3	99	--	0.008	0.006	--	0.085	--	--
DMW-8/DRW-2	3/5/02	91	0.29	52	--	< 0.005	< 0.005	--	0.035	--	--
DMW-8/DRW-2	11/12/02	180	2.6	75	--	< 0.005	< 0.005	--	0.092	--	--
DMW-8/DRW-2	6/17/03	190	< 5	26	--	< 5	< 5	--	< 5	--	--
DMW-8/DRW-2	1/6/04	78	1.4	24	--	< 0.5	< 0.5	--	< 0.5	--	--
DMW-8/DRW-2	6/3/04	81	0.74	16	--	< 0.005	0.034	--	0.024	--	--
DMW-8/DRW-2	1/19/05	190	< 2.5	51	--	< 2.5	< 2.5	--	< 2.5	--	--
DMW-8/DRW-2	5/31/06	140	1.6	35	--	0.007	0.14	--	0.052	--	--
DMW-8/DRW-2	4/3/07	30	1	9.4	--	< 0.5	< 0.5	--	< 0.5	--	--
DMW-8/DRW-2	4/29/08	120	0.15	22	--	< 0.005	0.022	--	0.035	--	--
DMW-8/DRW-2	12/9/08	83	0.35	46	--	< 0.005	0.0086	--	0.033	--	--
DMW-8/DRW-2	7/28/09	26	0.71	5.7	--	< 0.25	< 0.25	--	0.01	--	--
DMW-8/DRW-2	4/5/10	41	0.43	9.6	--	< 0.005	< 0.005	--	0.016	--	--
DMW-8/DRW-2	11/29/10	16	0.87	7.6	--	< 0.05	< 0.05	--	< 0.05	--	--
DMW-8/DRW-2	5/27/11	21	0.79	7.6	--	< 0.005	0.011	--	0.013	--	--
DMW-8/DRW-2	11/14/11	15	0.5	4.3	--	0.034	< 0.077	--	< 0.031	--	--
DMW-8/DRW-2	10/11/12	25	0.39	9.5	--	< 0.005	< 0.005	< 0.005	0.012	0.0037	--
DMW-8/DRW-2	6/21/13	8	0.68	3.2	0.012	0.023	0.016	0.0013	0.031	0.003	--
DMW-8/DRW-2	12/9/13	24	0.15	8.1	0.019	< 0.01	< 0.101	< 0.01	0.015	< 0.01	--
DMW-8/DRW-2	6/24/14	29	0.33	10	0.023	< 0.01	< 1	< 0.01	0.012	< 0.01	--
DMW-8/DRW-2	Well Abandoned 12/10/2015										
DMW-9/DRW-3	10/4/00	150	1	100	--	0.009	0.007	--	0.098	--	--
DMW-9/DRW-3	3/14/01	23	0.71	13	--	0.017	0.011	--	0.015	--	--
DMW-9/DRW-3	10/9/01	280	3.2	65	--	< 0.005	< 0.005	--	0.079	--	--

TABLE D1. HISTORICAL GROUNDWATER DATA

Monitoring Well	Date	1,1,1-TCA mg/L	1,1-DCA mg/L	1,1-DCE mg/L	1,2-DCA mg/L	cis-1,2-DCE mg/L	PCE mg/L	trans-1,2-DCE mg/L	TCE mg/L	Vinyl Chloride mg/L	1,4-dioxane mg/L
DMW-9/DRW-3	3/5/02	89	0.5	50	--	0.006	0.008	--	0.036	--	--
DMW-9/DRW-3	11/12/02	77	0.26	77	--	0.012	0.018	--	0.072	--	--
DMW-9/DRW-3	6/17/03	110	< 5	31	--	< 5	< 5	--	< 5	--	--
DMW-9/DRW-3	1/6/04	78	1.4	24	--	< 0.5	< 0.5	--	< 0.5	--	--
DMW-9/DRW-3	6/3/04	81	0.78	16	--	< 0.005	0.007	--	0.024	--	--
DMW-9/DRW-3	1/19/05	93	< 2.5	40	--	< 2.5	< 2.5	--	< 2.5	--	--
DMW-9/DRW-3	5/31/06	58	1.2	17	--	0.012	0.12	--	0.026	--	--
DMW-9/DRW-3	4/3/07	28	1	7.3	--	< 0.1	< 0.1	--	< 0.1	--	--
DMW-9/DRW-3	4/29/08	16	0.23	5.5	--	< 0.005	0.02	--	0.071	--	--
DMW-9/DRW-3	12/9/08	14	0.56	9	--	< 0.005	< 0.005	--	0.074	--	--
DMW-9/DRW-3	7/28/09	15	0.87	4.9	--	< 0.25	< 0.25	--	0.078	--	--
DMW-9/DRW-3	4/5/10	18	0.6	6.5	--	< 0.005	0.007	--	0.011	--	--
DMW-9/DRW-3	11/29/10	3	0.057	1.4	--	0.0082	0.022	--	0.015	--	--
DMW-9/DRW-3	5/27/11	15	0.18	7.1	--	0.014	0.021	--	0.029	--	--
DMW-9/DRW-3	11/14/11	4	0.11	2.1	--	0.048	0.049	--	0.031	--	--
DMW-9/DRW-3	10/11/12	6.7	0.092	6.6	--	0.024	0.018	< 0.005	0.035	0.0054	--
DMW-9/DRW-3	6/21/13	5.5	0.4	4.3	0.016	0.054	0.0097	0.0044	0.012	0.0063	--
DMW-9/DRW-3	12/9/13	0.24	0.0049	0.13	< 0.001	0.0016	0.005	< 0.001	0.0036	< 0.001	--
DMW-9/DRW-3	6/18/14	3.7	0.52	3.5	0.019	0.026	0.0088	0.0023	0.023	0.0058	--
DMW-9/DRW-3	12/29/14	0.75	0.054	0.77	< 0.005	0.0064	< 0.005	< 0.005	< 0.005	< 0.002	0.0063
DMW-9/DRW-3	3/19/15	1.8	0.11	2.7	0.011	0.041	0.0061	< 0.005	0.02	0.0056	0.019
DMW-9/DRW-3	6/24/15	4.74	0.387	5.65	0.0171	0.0236	0.0281	< 0.001	0.0158	0.0048	0.0314
DMW-9/DRW-3	12/16/15*	1.3	0.044	1.6	0.0089 J	0.022	< 0.02	< 0.02	< 0.02	< 0.02	0.017
DMW-9/DRW-3	3/29/16	0.9	0.074	1.5	< 0.005	0.057	< 0.005	0.006	< 0.005	0.011	0.02
DMW-9/DRW-3	6/27/16*	0.5	0.26	19	0.084 J	< 0.0053	< 0.0059	< 0.0044	< 0.0071	< 0.0084	0.072
DMW-10	3/5/02	< 0.005	< 0.005	< 0.005	--	< 0.005	< 0.005	--	< 0.005	--	--
DMW-10	11/12/02	< 0.005	< 0.005	< 0.005	--	< 0.005	< 0.005	--	< 0.005	--	--
DMW-10	6/17/03	< 0.005	< 0.005	< 0.005	--	< 0.005	< 0.005	--	< 0.005	--	--
DMW-10	1/6/04	< 0.005	< 0.005	< 0.005	--	< 0.005	< 0.005	--	< 0.005	--	--
DMW-10	6/3/04	< 0.005	< 0.005	< 0.005	--	< 0.005	< 0.005	--	< 0.005	--	--
DMW-10	1/19/05	< 0.005	< 0.005	< 0.005	--	< 0.005	< 0.005	--	< 0.005	--	--
DMW-10	8/28/05	< 0.005	< 0.005	< 0.005	--	< 0.005	< 0.005	--	< 0.005	--	--
DMW-10	5/31/06	< 0.005	< 0.005	< 0.005	--	< 0.005	< 0.005	--	< 0.005	--	--
DMW-10	4/3/07	< 0.005	< 0.005	< 0.005	--	< 0.005	< 0.005	--	< 0.005	--	--
DMW-10	4/29/08	< 0.005	< 0.005	< 0.005	--	< 0.005	< 0.005	--	< 0.005	--	--
DMW-10	12/9/08	< 0.005	< 0.005	< 0.005	--	< 0.005	0.011	--	< 0.005	--	--
DMW-10	7/28/09	< 0.005	< 0.005	< 0.005	--	< 0.005	< 0.005	--	< 0.005	--	--
DMW-10	4/5/10	< 0.005	< 0.005	< 0.005	--	< 0.005	< 0.005	--	< 0.005	--	--
DMW-10	11/29/10	< 0.005	< 0.005	< 0.005	--	< 0.005	< 0.005	--	< 0.005	--	--
DMW-10	5/27/11	< 0.005	< 0.005	< 0.005	--	< 0.005	< 0.005	--	< 0.005	--	--
DMW-10	11/14/11	< 0.005	< 0.005	< 0.005	--	< 0.005	< 0.005	--	< 0.005	--	--
DMW-10	10/10/12	< 0.005	< 0.005	< 0.005	--	< 0.005	< 0.005	< 0.005	< 0.005	< 0.002	--
DMW-10	6/20/13	< 0.001	< 0.001	< 0.001	< 0.001	< 0.001	< 0.001	< 0.001	< 0.001	< 0.001	--
DMW-10	12/3/13	< 0.001	< 0.001	< 0.001	< 0.001	< 0.001	< 0.001	< 0.001	< 0.001	< 0.001	--
DMW-10	6/17/14	< 0.001	< 0.001	< 0.001	< 0.001	< 0.001	< 0.001	< 0.001	< 0.001	< 0.001	--
DMW-10	Well Abandoned 3/28/2016										
DMW-11	3/5/02	< 0.005	--	--	--	< 0.005	< 0.005	--	< 0.005	--	--
DMW-11	11/12/02	< 0.005	--	--	--	< 0.005	< 0.005	--	< 0.005	--	--
DMW-11	6/17/03	< 0.005	--	--	--	< 0.005	< 0.005	--	< 0.005	--	--
DMW-11	1/6/04	< 0.005	--	--	--	< 0.005	< 0.005	--	< 0.005	--	--
DMW-11	6/3/04	< 0.005	< 0.005	< 0.005	--	< 0.005	< 0.005	--	< 0.005	--	--
DMW-11	1/19/05	< 0.005	< 0.005	< 0.005	--	< 0.005	< 0.005	--	< 0.005	--	--
DMW-11	8/28/05	< 0.005	< 0.005	< 0.005	--	< 0.005	< 0.005	--	< 0.005	--	--
DMW-11	5/31/06	< 0.005	< 0.005	< 0.005	--	< 0.005	< 0.005	--	< 0.005	--	--
DMW-11	4/3/07	< 0.005	< 0.005	< 0.005	--	< 0.005	< 0.005	--	< 0.005	--	--
DMW-11	4/29/08	< 0.005	< 0.005	< 0.005	--	< 0.005	< 0.005	--	< 0.005	--	--
DMW-11	12/9/08	< 0.005	< 0.005	< 0.005	--	< 0.005	< 0.005	--	< 0.005	--	--
DMW-11	7/28/09	< 0.005	< 0.005	< 0.005	--	< 0.005	< 0.005	--	< 0.005	--	--
DMW-11	4/5/10	< 0.005	< 0.005	< 0.005	--	< 0.005	< 0.005	--	< 0.005	--	--
DMW-11	11/29/10	< 0.005	< 0.005	< 0.005	--	< 0.005	< 0.005	--	< 0.005	--	--
DMW-11	5/27/11	< 0.005	< 0.005	< 0.005	--	< 0.005	< 0.005	--	< 0.005	--	--
DMW-11	11/14/11	< 0.005	< 0.005	< 0.005	--	< 0.005	< 0.005	--	< 0.005	--	--
DMW-11	6/19/13	< 0.001	< 0.001	< 0.001	< 0.001	< 0.001	< 0.001	< 0.001	< 0.001	< 0.001	--
DMW-11	12/3/13	< 0.001	< 0.001	< 0.001	< 0.001	< 0.001	< 0.001	< 0.001	< 0.001	< 0.001	--
DMW-11	6/23/14	< 0.001	< 0.001	< 0.001	< 0.001	< 0.001	< 0.001	< 0.001	< 0.001	< 0.001	--
DMW-11	6/23/15	< 0.001	< 0.001	< 0.001	< 0.001	< 0.001	< 0.001	< 0.001	< 0.001	< 0.001	< 0.002
DMW-11	12/11/15	< 0.001	< 0.001	< 0.001	< 0.001	< 0.001	< 0.001	< 0.001	< 0.001	< 0.001	< 0.002
DMW-11	3/28/16	< 0.005	< 0.005	< 0.005	< 0.005	< 0.005	< 0.005	< 0.005	< 0.005	< 0.002	< 0.002
DMW-11	6/22/16	< 0.005	< 0.005	< 0.005	< 0.005	< 0.005	< 0.005	< 0.005	< 0.005	< 0.002	< 0.002
OBG-W1	12/12/13	1.2	0.0082	0.47	0.092	< 0.001	< 0.02	< 0.001	< 0.001	< 0.001	--
OBG-W1	6/17/14	0.11	0.0018	0.14	< 0.001	< 0.001	< 0.001	< 0.001	< 0.001	< 0.001	--
OBG-W1	12/17/14	1.2	0.0057	0.45	< 0.005	< 0.005	< 0.005	< 0.005	< 0.005	< 0.002	< 0.005
OBG-W1	3/18/15	1.1	0.0052	0.31	< 0.005	< 0.005	< 0.005	< 0.005	< 0.005	< 0.002	< 0.005
OBG-W1	6/23/15*	1.02	0.005 J	0.331	< 0.01	< 0.01	< 0.01	< 0.01	< 0.01	< 0.01	< 0.002

TABLE D1. HISTORICAL GROUNDWATER DATA

Monitoring Well	Date	1,1,1-TCA	1,1-DCA	1,1-DCE	1,2-DCA	cis-1,2-DCE	PCE	trans-1,2-DCE	TCE	Vinyl Chloride	1,4-dioxane
		mg/L	mg/L	mg/L	mg/L	mg/L	mg/L	mg/L	mg/L	mg/L	mg/L
OBG-W1	12/11/15*	0.53	0.0029	0.20	< 0.0025	< 0.0025	< 0.0025	< 0.0025	< 0.0025	< 0.0025	< 0.002
OBG-W1	4/4/16	1.3	< 0.005	0.43	< 0.005	< 0.005	< 0.005	< 0.005	< 0.005	< 0.002	< 0.002
OBG-W1	6/23/16	1.7	0.007	0.69	< 0.005	< 0.005	< 0.005	< 0.005	< 0.005	< 0.002	< 0.002
OBG-W2	12/12/13	0.0013	< 0.001	< 0.001	< 0.001	0.0028	0.31	< 0.001	0.0039	< 0.001	--
OBG-W2	6/27/14	0.002	< 0.001	< 0.001	< 0.001	< 0.001	0.0076	< 0.001	< 0.001	< 0.001	--
OBG-W2	6/23/15	0.0031	< 0.001	< 0.001	< 0.001	< 0.001	0.0014	< 0.001	< 0.001	< 0.001	< 0.002
OBG-W2	12/15/15	0.0020	< 0.001	< 0.001	< 0.001	< 0.001	0.0015	< 0.001	< 0.001	< 0.001	< 0.002
OBG-W2	3/28/16	Not sampled - well not included in targeted sampling event									
OBG-W2	6/23/16	< 0.005	< 0.005	< 0.005	< 0.005	< 0.005	< 0.005	< 0.005	< 0.005	< 0.002	< 0.002
OBG-W7	12/9/13	0.35	0.0068	0.11	< 0.001	0.0041	< 0.01	< 0.001	0.0092	< 0.001	--
OBG-W7	6/18/14	4.2	0.1	1.8	0.0088	0.024	0.017	0.0018	0.037	0.0039	--
OBG-W7	12/16/14	6.2	0.099	1.8	0.0076	0.041	0.04	< 0.005	0.048	0.0059	0.072
OBG-W7	3/19/15	7.1	0.16	2.7	0.02	0.039	0.035	< 0.005	0.063	0.0062	0.061
OBG-W7	6/23/15	4.27	0.129	3.04	0.0126	0.0391	0.0335	0.0031	0.0531	0.0047	0.0597
OBG-W7	12/16/15*	2.9	0.12	2.5	0.018 J	0.050	0.020 J	< 0.04	0.027 J	< 0.04	0.062
OBG-W7	3/29/16	4.6	0.11	4.9	0.029	0.037	0.024	< 0.005	0.042	0.004	0.057
OBG-W7	6/24/16*	6.7	0.25	8.9	< 0.012	< 0.013	0.090	< 0.011	< 0.018	< 0.021	0.053 J
MW-22D	1/15/15	0.2	0.0085	0.11	< 0.005	< 0.005	< 0.005	< 0.005	< 0.005	< 0.002	< 0.005
MW-22D	3/18/15	0.29	0.011	0.14	< 0.005	< 0.005	< 0.005	< 0.005	< 0.005	< 0.002	< 0.005
MW-22D	6/22/15*	0.188	0.0108	0.0974	0.00065 J	< 0.004	< 0.004	< 0.004	< 0.004	< 0.004	< 0.002
MW-22D	12/10/15	0.17	0.014	0.12	< 0.001	< 0.001	0.0034	< 0.001	< 0.001	< 0.001	< 0.002
MW-22D	4/4/16	0.19	0.014	0.14	< 0.005	< 0.005	< 0.005	< 0.005	< 0.005	< 0.002	< 0.002
MW-22D	6/23/16	0.17	0.014	0.15	< 0.005	< 0.005	< 0.005	< 0.005	< 0.005	< 0.002	< 0.002
MW-24	12/16/15*	9.5	0.83	4.7	0.016 J	< 0.05	< 0.05	< 0.05	< 0.05	< 0.05	0.0092
MW-24	3/30/16	8.2	0.97	4.6	0.025	< 0.005	< 0.005	< 0.005	0.006	0.004	0.018
MW-24	6/24/16*	8.9	1.3	9.4	< 0.012	< 0.013	0.10	< 0.011	< 0.018	< 0.021	< 0.045
					FIRE RELEASE AREA						
AMW-1	10/10/01	< 0.005	< 0.005	< 0.005	--	< 0.005	26.4	--	< 0.005	< 0.005	--
AMW-1	3/8/02	< 0.005	< 0.005	< 0.005	--	< 0.005	--	--	0.0311	< 0.005	--
AMW-1	8/2/02	< 0.005	< 0.005	< 0.005	--	< 0.005	59.8	--	0.0097	< 0.005	--
AMW-1	8/18/03	< 0.5	< 0.5	< 0.5	--	< 0.5	100	--	< 0.5	< 0.5	--
AMW-1	1/6/04	< 0.005	< 0.005	< 0.005	--	0.045	250	--	0.15	--	--
AMW-1	6/3/04	< 2.5	< 2.5	< 2.5	--	< 2.5	20	--	< 2.5	--	--
AMW-1	1/19/05	< 2.5	< 2.5	< 2.5	--	< 2.5	130	--	< 2.5	--	--
AMW-1	8/28/05	< 2.5	< 2.5	< 2.5	--	< 2.5	16	--	< 2.5	--	--
AMW-1	5/31/06	0.01	< 0.005	0.011	--	0.072	170	--	0.076	--	--
AMW-1	4/3/07	< 1	< 1	< 1	--	< 1	170	--	< 1	--	--
AMW-1	4/29/08	< 0.005	< 0.005	< 0.005	--	0.082	140	--	0.056	--	--
AMW-1	12/9/08	< 0.005	< 0.005	< 0.005	--	0.34	65	--	0.21	--	--
AMW-1	7/28/09	< 0.005	< 0.005	< 0.005	--	0.0095	94	--	0.06	--	--
AMW-1	4/5/10	< 0.047	< 0.15	< 0.047	--	< 0.16	88	--	< 0.047	--	--
AMW-1	11/29/10	0.015	< 0.005	< 0.005	--	0.025	1.7	--	0.039	--	--
AMW-1	5/27/11	< 0.051	< 0.04	< 0.12	--	< 0.034	50	--	< 0.031	--	--
AMW-1	11/14/11	0.0076	< 0.005	< 0.005	--	0.0095	7.6	--	0.03	--	--
AMW-1	10/9/12	0.013	< 0.005	< 0.005	--	0.0095	1.5	< 0.005	0.025	< 0.002	--
AMW-1	7/2/13	< 0.25	< 0.25	< 0.25	< 0.25	< 0.25	64	< 0.25	< 0.25	< 0.25	--
AMW-1	12/4/13	0.0061	< 0.001	0.0024	< 0.001	0.0094	3.4	< 0.001	0.014	< 0.001	--
AMW-1	6/24/14	< 10	< 10	< 10	< 10	< 10	89	< 10	< 10	< 10	--
AMW-1	12/29/14	<0.5	<0.5	<0.5	<0.5	< 0.5	80	<0.5	<0.5	<0.2	< 0.005
AMW-1	3/17/15*	< 0.25	< 0.25	< 0.25	< 0.25	0.12 J	150	< 0.25	< 0.25	< 0.1	< 0.005
AMW-1	6/16/15	< 0.001	< 0.001	< 0.001	< 0.001	0.0842	90.2	< 0.001	0.0427	< 0.001	0.0031
AMW-1	12/10/15**	< 0.01	< 0.01	< 0.01	< 0.01	0.10	127	< 0.01	0.047	< 0.01	< 0.002
AMW-1	6/22/16*	< 1.2	< 1.2	< 1.8	< 1.2	< 1.3	120	< 1.1	< 1.8	< 2.1	< 4.5
AMW-2	10/10/01	< 0.005	< 0.005	< 0.005	--	< 0.005	1.56	--	< 0.005	< 0.005	--
AMW-2	3/8/02	0.0477	< 0.005	< 0.005	--	0.0131	11.3	--	0.224	< 0.005	--
AMW-2	8/2/02	0.0734	< 0.005	0.0132	--	0.0189	21.5	--	0.21	< 0.005	--
AMW-2	8/18/03	0.023	< 0.005	< 0.005	--	0.023	8.7	--	0.1	< 0.005	--
AMW-2	1/6/04	< 0.5	< 0.5	< 0.5	--	< 0.5	9.5	--	--	--	--
AMW-2	1/19/05	< 0.005	< 0.005	< 0.005	--	--	< 0.005	--	< 0.005	--	--
AMW-2	8/28/05	< 0.5	< 0.5	< 0.5	--	< 0.005	8.4	--	< 0.5	--	--
AMW-2	5/31/06	--	--	--	--	< 0.5	--	--	--	--	--
AMW-2	4/3/07	< 0.1	< 0.1	< 0.1	--	--	24	--	< 0.1	--	--
AMW-2	4/29/08	< 0.005	< 0.005	< 0.005	--	< 0.1	20	--	0.006	--	--
AMW-2	12/9/08	0.031	< 0.005	0.029	--	0.058	39	--	0.19	--	--
AMW-2	7/28/09	< 0.005	< 0.005	< 0.005	--	< 0.005	13	--	< 0.005	--	--
AMW-2	4/5/10	0.011	< 0.005	0.0051	--	< 0.005	4.4	--	0.013	--	--
AMW-2	11/29/10	< 0.25	< 0.25	< 0.25	--	< 0.25	14	--	< 0.25	--	--
AMW-2	5/27/11	< 0.051	< 0.04	< 0.12	--	< 0.034	7.1	--	< 0.031	--	--
AMW-2	11/14/11	0.023	< 0.005	0.0054	--	< 0.005	12	--	0.025	--	--
AMW-2	10/9/12	0.02	< 0.005	0.013	--	0.03	11	< 0.005	0.037	< 0.002	--

TABLE D1. HISTORICAL GROUNDWATER DATA

Monitoring Well	Date	1,1,1-TCA mg/L	1,1-DCA mg/L	1,1-DCE mg/L	1,2-DCA mg/L	cis-1,2-DCE mg/L	PCE mg/L	trans-1,2-DCE mg/L	TCE mg/L	Vinyl Chloride mg/L	1,4-dioxane mg/L
AMW-2	7/2/13	< 0.01	< 0.01	< 0.01	< 0.01	< 0.01	2	< 0.01	< 0.01	< 0.01	--
AMW-2	12/9/13	< 0.1	< 0.001	< 0.1	< 0.001	0.013	8.7	< 0.001	0.014	< 0.001	--
AMW-2	6/24/14	0.0035	< 0.001	0.0012	< 0.001	0.018	4.4	< 0.001	0.011	< 0.001	--
AMW-2	12/18/14	< 0.5	< 0.5	< 0.5	< 0.5	< 0.5	13	< 0.5	< 0.5	< 0.2	< 0.005
AMW-2	3/17/15	< 0.005	< 0.005	< 0.005	< 0.005	< 0.005	3.1	< 0.005	0.0054	< 0.002	< 0.005
AMW-2	6/16/15	0.0013	< 0.001	< 0.001	< 0.001	0.0024	1.68	< 0.001	0.0037	< 0.001	< 0.002
AMW-2	12/15/15*	< 0.02	< 0.02	< 0.02	< 0.02	< 0.02	2.1	< 0.02	< 0.02	< 0.02	< 0.002
AMW-2	6/21/16	not sampled - permanganate present									
AMW-3	10/10/01	< 0.005	< 0.005	< 0.005	--	< 0.005	68.5	--	0.0138	< 0.005	--
AMW-3	3/7/02	< 0.005	< 0.005	< 0.005	--	0.0052	--	--	0.0228	< 0.005	--
AMW-3	8/2/02	--	--	--	--	--	--	--	--	--	--
AMW-3	6/18/03	< 0.005	< 0.005	< 0.005	--	0.026	8.5	--	0.34	< 0.005	--
AMW-3	6/18/03	< 0.005	< 0.005	< 0.005	--	0.033	11	--	0.5	< 0.005	--
AMW-3	1/6/04	< 0.005	< 0.005	< 0.005	--	0.039	6.6	--	0.065	--	--
AMW-3	6/3/04	< 0.25	< 0.25	< 0.25	--	< 0.25	4.4	--	< 0.25	--	--
AMW-3	1/19/05	< 0.25	< 0.25	< 0.25	--	< 0.25	5.3	--	< 0.25	--	--
AMW-3	8/28/05	< 0.25	< 0.25	< 0.25	--	< 0.25	11	--	< 0.25	--	--
AMW-3	5/31/06	< 0.005	< 0.005	< 0.005	--	0.047	7.3	--	0.067	--	--
AMW-3	4/3/07	< 0.05	< 0.05	< 0.05	--	0.17	44	--	0.21	--	--
AMW-3	4/29/08	< 0.005	< 0.05	< 0.005	--	0.08	29	--	0.14	--	--
AMW-3	7/28/09	< 0.005	< 0.005	< 0.005	--	< 0.005	34	--	0.21	--	--
AMW-3	4/5/10	< 0.047	< 0.15	< 0.047	--	< 0.18	17	--	< 0.12	--	--
AMW-3	11/29/10	< 0.005	< 0.005	< 0.005	--	< 0.005	0.12	--	< 0.005	--	--
AMW-3	5/27/11	< 0.005	< 0.005	< 0.005	--	0.2	15	--	0.13	--	--
AMW-3	11/14/11	< 0.005	< 0.005	< 0.005	--	< 0.005	0.13	--	< 0.005	--	--
AMW-3	7/2/13	< 0.05	< 0.05	< 0.05	< 0.05	0.061	12	< 0.05	0.056	< 0.05	--
AMW-3	12/12/13	< 0.001	< 0.001	< 0.001	< 0.001	0.029	1.8	< 0.001	0.019	< 0.001	--
AMW-3	6/26/14	< 0.01	< 0.01	< 0.01	< 0.01	0.085	14	< 0.01	0.07	< 0.01	--
AMW-3	12/19/14	< 0.005	< 0.005	< 0.005	< 0.005	0.021	6.2	< 0.005	0.02	< 0.002	< 0.005
AMW-3	3/18/15*	< 0.25	< 0.25	< 0.25	< 0.25	< 0.25	13	< 0.25	< 0.25	< 0.1	< 0.005
AMW-3	6/17/15*	< 0.1	< 0.1	< 0.1	< 0.1	0.0321 J	22.9	< 0.1	< 0.1	< 0.1	< 0.002
AMW-3	6/21/16	not sampled - permanganate present									
AMW-4	10/31/01	< 0.005	< 0.005	< 0.005	--	< 0.005	< 0.005	--	< 0.005	< 0.005	--
AMW-4	4/25/02	< 0.005	< 0.005	< 0.005	--	< 0.005	< 0.005	--	< 0.005	< 0.005	--
AMW-4	5/21/02	--	--	--	--	--	--	--	--	--	--
AMW-4	1/6/04	< 0.005	< 0.005	< 0.005	--	< 0.005	< 0.005	--	< 0.005	--	--
AMW-4	6/3/04	< 0.005	< 0.005	< 0.005	--	< 0.005	< 0.005	--	< 0.005	--	--
AMW-4	1/19/05	< 0.005	< 0.005	< 0.005	--	< 0.005	< 0.005	--	< 0.005	--	--
AMW-4	8/28/05	< 0.005	< 0.005	< 0.005	--	< 0.005	< 0.005	--	< 0.005	--	--
AMW-4	5/31/06	< 0.005	< 0.005	< 0.005	--	< 0.005	< 0.005	--	< 0.005	--	--
AMW-4	4/3/07	< 0.005	< 0.005	< 0.005	--	< 0.005	< 0.005	--	< 0.005	--	--
AMW-4	4/29/08	< 0.005	< 0.005	< 0.005	--	< 0.005	< 0.005	--	< 0.005	--	--
AMW-4	12/8/08	< 0.005	< 0.005	< 0.005	--	< 0.005	< 0.005	--	< 0.005	--	--
AMW-4	7/28/09	< 0.005	< 0.005	< 0.005	--	< 0.005	< 0.005	--	< 0.005	--	--
AMW-4	4/5/10	< 0.005	< 0.005	< 0.005	--	< 0.005	< 0.005	--	< 0.005	--	--
AMW-4	11/29/10	< 0.005	< 0.005	< 0.005	--	< 0.005	< 0.005	--	< 0.005	--	--
AMW-4	5/27/11	< 0.005	< 0.005	< 0.005	--	< 0.005	< 0.005	--	< 0.005	--	--
AMW-4	11/14/11	< 0.005	< 0.005	< 0.005	--	< 0.005	< 0.005	--	< 0.005	--	--
AMW-4	10/10/12	< 0.005	< 0.005	< 0.005	--	< 0.005	< 0.005	< 0.005	< 0.005	< 0.002	--
AMW-4	6/20/13	< 0.001	< 0.001	< 0.001	< 0.001	< 0.001	< 0.001	< 0.001	< 0.001	< 0.001	--
AMW-4	12/3/13	< 0.001	< 0.001	< 0.001	< 0.001	< 0.001	< 0.001	< 0.001	< 0.001	< 0.001	--
AMW-4	6/23/14	< 0.001	< 0.001	< 0.001	< 0.001	< 0.001	< 0.001	< 0.001	< 0.001	< 0.001	--
AMW-4	6/15/15	< 0.001	< 0.001	< 0.001	< 0.001	< 0.001	< 0.001	< 0.001	< 0.001	< 0.001	< 0.002
AMW-4	12/8/15	< 0.001	< 0.001	< 0.001	< 0.001	< 0.001	< 0.001	< 0.001	< 0.001	< 0.001	< 0.002
AMW-4	6/21/16	< 0.005	< 0.005	< 0.005	< 0.005	< 0.005	< 0.005	< 0.005	< 0.005	< 0.002	< 0.002
AMW-5	11/9/01	< 0.005	< 0.005	< 0.005	--	< 0.005	< 0.005	--	< 0.005	< 0.005	--
AMW-5	4/25/02	< 0.005	< 0.005	< 0.005	--	< 0.005	< 0.005	--	< 0.005	< 0.005	--
AMW-5	6/19/03	< 0.005	< 0.005	< 0.005	--	< 0.005	< 0.005	--	< 0.005	< 0.005	--
AMW-5	1/6/04	< 0.005	< 0.005	< 0.005	--	< 0.005	< 0.005	--	< 0.005	--	--
AMW-5	6/3/04	< 0.005	< 0.005	< 0.005	--	< 0.005	< 0.005	--	< 0.005	--	--
AMW-5	1/19/05	< 0.005	< 0.005	< 0.005	--	< 0.005	< 0.005	--	< 0.005	--	--
AMW-5	8/28/05	< 0.005	< 0.005	< 0.005	--	< 0.005	< 0.005	--	< 0.005	--	--
AMW-5	5/31/06	< 0.005	< 0.005	< 0.005	--	< 0.005	< 0.005	--	< 0.005	--	--
AMW-5	4/3/07	< 0.005	< 0.005	< 0.005	--	< 0.005	< 0.005	--	< 0.005	--	--
AMW-5	4/29/08	< 0.005	< 0.005	< 0.005	--	< 0.005	< 0.005	--	< 0.005	--	--
AMW-5	7/28/09	< 0.005	< 0.005	< 0.005	--	< 0.005	< 0.005	--	< 0.005	--	--
AMW-5	4/5/10	< 0.005	< 0.005	< 0.005	--	< 0.005	0.047	--	< 0.005	--	--
AMW-5	11/29/10	< 0.005	< 0.005	< 0.005	--	< 0.005	0.28	--	< 0.005	--	--
AMW-5	5/27/11	< 0.005	< 0.005	< 0.005	--	< 0.005	0.18	--	< 0.005	--	--
AMW-5	11/14/11	< 0.005	< 0.005	< 0.005	--	< 0.005	0.72	--	< 0.005	--	--
AMW-5	10/10/12	< 0.005	< 0.005	< 0.005	--	< 0.005	0.43	< 0.005	< 0.005	< 0.002	--
AMW-5	6/20/13	< 0.001	< 0.001	< 0.001	--	< 0.001	0.15	--	< 0.001	--	--
AMW-5	12/3/13	< 0.001	< 0.001	< 0.001	< 0.001	< 0.001	0.25	< 0.001	< 0.001	< 0.001	--

TABLE D1. HISTORICAL GROUNDWATER DATA

Monitoring Well	Date	1,1,1-TCA	1,1-DCA	1,1-DCE	1,2-DCA	cis-1,2-DCE	PCE	trans-1,2-DCE	TCE	Vinyl Chloride	1,4-dioxane
		mg/L	mg/L	mg/L	mg/L	mg/L	mg/L	mg/L	mg/L	mg/L	mg/L
AMW-5	6/23/14	< 0.001	< 0.001	< 0.001	< 0.001	< 0.001	0.13	< 0.001	< 0.001	< 0.001	--
AMW-5	6/16/15	< 0.001	< 0.001	< 0.001	< 0.001	< 0.001	0.285	< 0.001	< 0.001	< 0.001	0.002 J
AMW-5	12/9/15*	< 0.0025	< 0.0025	< 0.0025	< 0.0025	< 0.0025	0.48	< 0.0025	< 0.0025	< 0.0025	0.0025
AMW-5	6/21/16	< 0.005	< 0.005	< 0.005	< 0.005	< 0.005	0.20	< 0.005	< 0.005	< 0.002	< 0.002
AMW-6	11/9/01	< 0.005	< 0.005	< 0.005	--	< 0.005	< 0.005	--	< 0.005	< 0.005	--
AMW-6	4/25/02	< 0.005	< 0.005	< 0.005	--	< 0.005	< 0.005	--	< 0.005	< 0.005	--
AMW-6	6/19/03	< 0.005	< 0.005	< 0.005	--	< 0.005	< 0.005	--	< 0.005	< 0.005	--
AMW-6	1/6/04	< 0.005	< 0.005	< 0.005	--	< 0.005	0.0093	--	< 0.005	--	--
AMW-6	6/3/04	< 0.005	< 0.005	< 0.005	--	< 0.005	< 0.005	--	< 0.005	--	--
AMW-6	1/19/05	< 0.005	< 0.005	< 0.005	--	< 0.005	< 0.005	--	< 0.005	--	--
AMW-6	8/28/05	< 0.005	< 0.005	< 0.005	--	< 0.005	< 0.005	--	< 0.005	--	--
AMW-6	5/31/06	0.012	< 0.005	< 0.005	--	< 0.005	< 0.005	--	< 0.005	--	--
AMW-6	4/3/07	0.0094	< 0.005	< 0.005	--	< 0.005	0.014	--	< 0.005	--	--
AMW-6	4/29/08	< 0.005	< 0.005	< 0.005	--	< 0.005	0.032	--	< 0.005	--	--
AMW-6	12/9/08	0.032	< 0.005	0.0076	--	0.084	1.8	--	0.023	--	--
AMW-6	7/28/09	0.017	< 0.005	< 0.005	--	< 0.005	1.7	--	0.012	--	--
AMW-6	4/5/10	0.046	< 0.005	0.016	--	0.037	2.8	--	0.032	--	--
AMW-6	11/29/10	0.031	< 0.005	0.0094	--	0.013	1.7	--	0.032	--	--
AMW-6	5/27/11	0.036	< 0.005	0.011	--	0.015	1.4	--	0.019	--	--
AMW-6	11/14/11	0.021	< 0.005	0.0073	--	0.0082	1.3	--	0.015	--	--
AMW-6	10/10/12	< 0.023	< 0.005	< 0.012	--	0.0079	1.1	< 0.005	0.012	< 0.002	--
AMW-6	7/2/13	0.011	< 0.001	0.0043	< 0.001	0.0039	0.6	< 0.001	0.0063	< 0.001	--
AMW-6	12/4/13	0.0071	< 0.001	0.0024	< 0.001	0.0025	0.5	< 0.001	0.005	< 0.001	--
AMW-6	6/24/14	0.0072	< 0.001	0.0026	< 0.001	0.0024	0.36	< 0.001	0.0042	< 0.001	--
AMW-6	6/16/15	0.0113	< 0.001	0.0065	< 0.001	0.0037	0.44	< 0.001	0.0071	< 0.001	< 0.002
AMW-6	12/9/15	0.0069	< 0.001	0.0034	< 0.001	0.0024	0.35	< 0.001	0.0038	< 0.001	< 0.002
AMW-6	6/21/16	0.007	< 0.005	< 0.005	< 0.005	< 0.005	0.57	< 0.005	0.007	< 0.002	< 0.002
AMW-7	11/9/01	< 0.005	< 0.005	< 0.005	--	< 0.005	< 0.005	--	< 0.005	< 0.005	--
AMW-7	4/25/02	< 0.005	< 0.005	< 0.005	--	< 0.005	< 0.005	--	< 0.005	< 0.005	--
AMW-7	6/19/03	< 0.005	< 0.005	< 0.005	--	< 0.005	< 0.005	--	< 0.005	< 0.005	--
AMW-7	1/6/04	< 0.005	< 0.005	< 0.005	--	< 0.005	< 0.005	--	< 0.005	--	--
AMW-7	6/3/04	< 0.005	< 0.005	< 0.005	--	< 0.005	< 0.005	--	< 0.005	--	--
AMW-7	1/19/05	< 0.005	< 0.005	< 0.005	--	< 0.005	< 0.005	--	< 0.005	--	--
AMW-7	8/28/05	< 0.005	< 0.005	< 0.005	--	< 0.005	< 0.005	--	< 0.005	--	--
AMW-7	5/31/06	< 0.005	< 0.005	< 0.005	--	< 0.005	< 0.005	--	< 0.005	--	--
AMW-7	4/3/07	< 0.005	< 0.005	< 0.005	--	< 0.005	< 0.005	--	< 0.005	--	--
AMW-7	4/29/08	< 0.005	< 0.005	< 0.005	--	< 0.005	< 0.005	--	< 0.005	--	--
AMW-7	12/9/08	< 0.005	< 0.005	< 0.005	--	< 0.005	< 0.005	--	< 0.005	--	--
AMW-7	7/28/09	< 0.005	< 0.005	< 0.005	--	< 0.005	< 0.005	--	< 0.005	--	--
AMW-7	4/5/10	< 0.005	< 0.005	< 0.005	--	< 0.005	< 0.005	--	< 0.005	--	--
AMW-7	11/29/10	< 0.005	< 0.005	< 0.005	--	< 0.005	< 0.005	--	< 0.005	--	--
AMW-7	5/27/11	< 0.005	< 0.005	< 0.005	--	< 0.005	< 0.005	--	< 0.005	--	--
AMW-7	11/14/11	< 0.005	< 0.005	< 0.005	--	< 0.005	< 0.005	--	< 0.005	--	--
AMW-7	6/20/13	< 0.001	< 0.001	< 0.001	< 0.001	< 0.001	0.0041	< 0.001	< 0.001	< 0.001	--
AMW-7	6/20/13	0.0028	< 0.001	0.0013	< 0.001	< 0.001	0.0033	< 0.001	< 0.001	< 0.001	--
AMW-7	12/3/13	< 0.001	< 0.001	< 0.001	< 0.001	< 0.001	0.0049	< 0.001	< 0.001	< 0.001	--
AMW-7	6/23/14	< 0.001	< 0.001	< 0.001	< 0.001	< 0.001	0.0088	< 0.001	< 0.001	< 0.001	--
AMW-7	6/16/15	< 0.001	< 0.001	< 0.001	< 0.001	< 0.001	0.0075	< 0.001	< 0.001	< 0.001	< 0.002
AMW-7	12/8/15	< 0.001	< 0.001	< 0.001	< 0.001	< 0.001	0.024	< 0.001	< 0.001	< 0.001	< 0.002
AMW-7	6/22/16	< 0.005	< 0.005	< 0.005	< 0.005	< 0.005	0.042	< 0.005	< 0.005	< 0.002	0.0021
AMW-8	12/12/01	< 0.005	< 0.005	< 0.005	--	< 0.005	< 0.005	--	< 0.005	< 0.005	--
AMW-8	3/7/02	< 0.005	< 0.005	< 0.005	--	< 0.005	0.0069	--	< 0.005	< 0.005	--
AMW-8	8/2/02	< 0.005	< 0.005	< 0.005	--	< 0.005	0.0071	--	< 0.005	< 0.005	--
AMW-8	6/17/03	< 0.005	< 0.005	< 0.005	--	< 0.005	< 0.005	--	< 0.005	< 0.005	--
AMW-8	7/2/13	< 0.001	< 0.001	< 0.001	< 0.001	< 0.001	0.15	< 0.001	< 0.001	< 0.001	--
AMW-8	12/4/13	< 0.001	< 0.001	< 0.001	< 0.001	< 0.001	2.7	< 0.001	0.0084	< 0.001	--
AMW-8	6/19/14	< 0.001	< 0.001	< 0.001	< 0.001	< 0.001	2.7	< 0.001	0.0061	< 0.001	--
AMW-8	12/29/14	<0.05	< 0.05	<0.05	<0.05	<0.05	5.2	<0.05	<0.05	<0.02	0.0059
AMW-8	3/18/15	< 0.005	< 0.005	< 0.005	< 0.005	< 0.005	7.9	< 0.005	0.021	< 0.002	< 0.005
AMW-8	6/18/15*	< 0.05	< 0.05	< 0.05	< 0.05	< 0.05	9.26	< 0.05	< 0.05	< 0.05	0.0066
AMW-8	12/9/15*	< 0.1	< 0.1	< 0.1	< 0.1	< 0.1	13.6	< 0.1	< 0.1	< 0.1	0.0049
AMW-8	6/21/16	not sampled - permanganate present									
AMW-9	12/12/01	< 0.005	< 0.005	< 0.005	--	< 0.005	0.0965	--	< 0.005	< 0.005	--
AMW-9	3/7/02	0.0084	< 0.005	0.0116	--	0.0636	2	--	0.0339	< 0.005	--
AMW-9	8/2/02	0.0226	0.0241	0.006	--	0.213	5.36	--	0.126	< 0.005	--
AMW-9	6/16/03	0.09	0.02	0.075	--	0.92	23	--	0.21	0.017	--
AMW-9	1/6/04	0.054	0.028	0.041	--	0.73	19	--	0.27	--	--
AMW-9	6/3/04	< 2.5	< 2.5	< 2.5	--	< 2.5	14	--	< 2.5	--	--
AMW-9	1/19/05	< 2.5	< 2.5	< 2.5	--	< 2.5	39	--	< 2.5	--	--
AMW-9	8/28/05	0.005	< 0.005	< 0.005	--	0.046	2.1	--	0.02	--	--
AMW-9	5/31/06	0.013	0.009	0.01	--	0.9	42	--	0.47	--	--
AMW-9	4/3/07	< 0.1	< 0.1	< 0.1	--	3.1	30	--	1.4	--	--

TABLE D1. HISTORICAL GROUNDWATER DATA

Monitoring Well	Date	1,1,1-TCA mg/L	1,1-DCA mg/L	1,1-DCE mg/L	1,2-DCA mg/L	cis-1,2-DCE mg/L	PCE mg/L	trans-1,2-DCE mg/L	TCE mg/L	Vinyl Chloride mg/L	1,4-dioxane mg/L
AMW-9	4/29/08	< 0.005	< 0.005	< 0.005	--	0.71	5.9	--	0.34	--	--
AMW-9	12/9/08	0.012	0.012	0.019	--	1.7	86	--	1.3	--	--
AMW-9	7/28/09	< 0.005	< 0.005	< 0.005	--	< 0.005	37	--	0.63	--	--
AMW-9	4/5/10	0.03	0.013	0.026	--	1.7	51	--	1.2	--	--
AMW-9	11/29/10	< 2.5	< 2.5	< 2.5	--	< 2.5	83	--	< 2.5	--	--
AMW-9	5/27/11	< 0.26	< 0.2	< 0.59	--	1.7	42	--	1.3	--	--
AMW-9	11/14/11	< 0.26	< 0.2	< 0.59	--	--	70	--	--	--	--
AMW-9	10/11/12	0.015	0.0095	0.019	--	3.9	59	0.016	2.9	0.02	--
AMW-9	7/3/13	< 0.25	< 0.25	< 0.25	< 0.25	5	63	< 0.25	2.7	< 0.25	--
AMW-9	12/11/13	< 0.1	< 0.1	< 0.1	< 0.1	2.6	22	< 0.1	1.3	< 0.1	--
AMW-9	6/21/16	not sampled - permanganate present									
AMW-11	12/13/13	< 0.1	< 0.1	< 0.1	< 0.1	2.6	22	< 0.3	3.3	< 0.3	--
AMW-10	3/8/02	< 0.005	< 0.005	< 0.005	--	< 0.005	0.728	--	< 0.005	< 0.005	--
AMW-10	8/2/02	< 0.005	< 0.005	< 0.005	--	< 0.005	0.927	--	< 0.005	< 0.005	--
AMW-10	6/17/03	< 0.005	< 0.005	< 0.005	--	< 0.005	22	--	< 0.005	< 0.005	--
AMW-10	1/6/04	< 0.005	< 0.005	< 0.005	--	0.031	28	--	0.049	--	--
AMW-10	8/3/04	< 2.5	< 2.5	< 2.5	--	< 2.5	52	--	< 2.5	--	--
AMW-10	1/19/05	< 2.5	< 2.5	< 2.5	--	< 2.5	35	--	< 2.5	--	--
AMW-10	8/28/05	< 2.5	< 2.5	< 2.5	--	< 2.5	46	--	< 2.5	--	--
AMW-10	5/31/06	< 0.005	< 0.005	< 0.005	--	0.026	53	--	0.17	--	--
AMW-10	4/3/07	< 0.5	< 0.5	< 0.5	--	< 0.5	49	--	< 0.5	--	--
AMW-10	4/29/08	< 0.005	< 0.005	< 0.005	--	0.014	15	--	0.063	--	--
AMW-10	12/9/08	< 0.005	< 0.005	< 0.005	--	0.026	55	--	0.16	--	--
AMW-10	7/28/09	< 0.005	< 0.005	< 0.005	--	< 0.005	26	--	0.12	--	--
AMW-10	4/5/10	< 0.005	< 0.005	< 0.005	--	0.0081	4.8	--	0.031	--	--
AMW-10	11/29/10	< 0.25	< 0.25	< 0.25	--	< 0.25	32	--	< 0.25	--	--
AMW-10	5/27/11	< 0.005	< 0.005	< 0.005	--	0.047	4.2	--	0.054	--	--
AMW-10	11/14/11	< 0.026	< 0.02	< 0.059	--	< 0.017	31	--	--	--	--
AMW-10	10/11/12	< 0.005	< 0.005	< 0.005	--	0.021	14	< 0.005	0.096	< 0.002	--
AMW-10	7/1/13	< 0.01	< 0.01	< 0.01	< 0.01	0.01	2.5	< 0.01	0.027	< 0.01	--
AMW-10	12/5/13	< 0.001	< 0.001	< 0.001	< 0.001	0.0099	4.4	< 0.001	0.042	< 0.001	--
AMW-10	6/24/14	< 0.001	< 0.001	< 0.001	< 0.001	0.018	2.7	< 0.001	0.048	< 0.001	--
AMW-10	12/18/14	< 0.005	< 0.005	< 0.005	< 0.005	0.014	12	< 0.005	0.064	< 0.002	< 0.005
AMW-10	3/18/15*	< 0.25	< 0.25	< 0.25	< 0.25	< 0.25	13	< 0.25	< 0.25	< 0.1	< 0.005
AMW-10	6/22/15*	< 0.025	< 0.025	< 0.025	< 0.025	0.0156 J	31.8	< 0.025	0.0535	< 0.025	0.0057
AMW-10	12/9/15*	< 0.25	< 0.25	< 0.25	< 0.25	< 0.25	22.6	< 0.25	< 0.25	< 0.25	0.0041
AMW-10	6/21/16	not sampled - permanganate present									
AMW-11D	1/21/02	--	--	--	--	--	< 0.005	--	--	--	--
AMW-11D	3/8/02	< 0.005	< 0.005	< 0.005	--	< 0.005	0.0338	--	< 0.005	< 0.005	--
AMW-11D	8/2/02	< 0.005	< 0.005	< 0.005	--	< 0.005	0.0122	--	< 0.005	< 0.005	--
AMW-11D	6/17/03	< 0.005	< 0.005	< 0.005	--	< 0.005	< 0.005	--	< 0.005	< 0.005	--
AMW-11D	1/6/04	< 0.005	< 0.005	< 0.005	--	< 0.005	< 0.005	--	< 0.005	--	--
AMW-11D	8/3/04	< 0.005	< 0.005	< 0.005	--	< 0.005	< 0.005	--	< 0.005	--	--
AMW-11D	1/19/05	< 0.005	< 0.005	< 0.005	--	< 0.005	< 0.005	--	< 0.005	--	--
AMW-11D	8/28/05	< 0.005	< 0.005	< 0.005	--	< 0.005	< 0.005	--	< 0.005	--	--
AMW-11D	5/31/06	< 0.005	< 0.005	< 0.005	--	< 0.005	< 0.005	--	< 0.005	--	--
AMW-11D	4/3/07	< 0.005	< 0.005	< 0.005	--	< 0.005	< 0.005	--	< 0.005	--	--
AMW-11D	4/29/08	< 0.005	< 0.005	< 0.005	--	< 0.005	< 0.005	--	< 0.005	--	--
AMW-11D	12/9/08	< 0.005	< 0.005	< 0.005	--	< 0.005	< 0.005	--	< 0.005	--	--
AMW-11D	7/28/09	< 0.005	< 0.005	< 0.005	--	< 0.005	< 0.005	--	< 0.005	--	--
AMW-11D	4/5/10	< 0.005	< 0.005	< 0.005	--	< 0.005	< 0.005	--	< 0.005	--	--
AMW-11D	11/29/10	< 0.005	< 0.005	< 0.005	--	< 0.005	< 0.005	--	< 0.005	--	--
AMW-11D	5/27/11	< 0.005	< 0.005	< 0.005	--	< 0.005	0.025	--	< 0.005	--	--
AMW-11D	11/14/11	< 0.005	< 0.005	< 0.005	--	< 0.005	< 0.005	--	< 0.005	--	--
AMW-11D	10/11/12	< 0.005	< 0.005	< 0.005	--	< 0.005	< 0.005	< 0.005	< 0.005	< 0.002	--
AMW-11D	6/20/13	< 0.001	< 0.001	< 0.001	< 0.001	< 0.001	0.0011	< 0.001	< 0.001	< 0.001	--
AMW-11D	12/5/13	< 0.001	< 0.001	< 0.001	< 0.001	< 0.001	< 0.001	< 0.001	< 0.001	< 0.001	--
AMW-11D	6/17/14	< 0.001	< 0.001	< 0.001	< 0.001	< 0.001	0.019	< 0.001	< 0.001	< 0.001	--
AMW-11D	7/3/14	< 0.1	< 0.1	< 0.1	< 0.1	0.41	25	< 0.1	0.52	< 0.1	--
AMW-11D	12/17/14	< 0.005	< 0.005	< 0.005	< 0.005	< 0.005	0.018	< 0.005	< 0.005	< 0.002	< 0.005
AMW-11D	3/18/15	< 0.005	< 0.005	< 0.005	< 0.005	< 0.005	0.022	< 0.005	< 0.005	< 0.002	< 0.005
AMW-11D	6/22/15	< 0.001	< 0.001	< 0.001	< 0.001	< 0.001	0.006	< 0.001	< 0.001	< 0.001	< 0.002
AMW-11D	12/14/15	< 0.001	< 0.001	< 0.001	< 0.001	< 0.001	0.0064	< 0.001	< 0.001	< 0.001	< 0.002
AMW-11D	6/22/16	< 0.005	< 0.005	< 0.005	< 0.005	< 0.005	0.007	< 0.005	< 0.005	< 0.002	< 0.002
AMW-12	3/7/02	0.121	0.032	0.0562	--	0.11	3.18	--	0.0964	< 0.005	--
AMW-12	8/2/02	0.178	0.0328	0.0998	--	0.074	4.62	--	0.0627	< 0.005	--
AMW-12	6/18/03	0.25	0.045	0.11	--	0.094	6.7	--	0.092	< 0.005	--
AMW-12	1/6/04	30	< 0.5	< 0.5	--	< 0.5	< 0.5	--	< 0.5	--	--
AMW-12	8/3/04	1.9	< 0.5	< 0.5	--	< 0.5	30	--	< 0.5	--	--
AMW-12	1/19/05	< 0.5	< 0.5	< 0.5	--	< 0.5	45	--	< 0.5	--	--
AMW-12	8/28/05	< 2.5	< 2.5	< 2.5	--	< 2.5	37	--	< 2.5	--	--
AMW-12	4/29/08	0.014	0.007	0.018	--	0.24	22	--	0.14	--	--
AMW-12	12/9/08	0.025	0.026	0.057	--	0.67	46	--	0.49	--	--
AMW-12	7/28/09	0.13	0.021	0.093	--	0.0095	75	--	0.7	--	--

TABLE D1. HISTORICAL GROUNDWATER DATA

Monitoring Well	Date	1,1,1-TCA mg/L	1,1-DCA mg/L	1,1-DCE mg/L	1,2-DCA mg/L	cis-1,2-DCE mg/L	PCE mg/L	trans-1,2-DCE mg/L	TCE mg/L	Vinyl Chloride mg/L	1,4-dioxane mg/L
AMW-12	4/5/10	< 0.047	< 0.15	< 0.047	--	< 0.16	69	--	< 0.047	--	--
AMW-12	11/29/10	< 2.5	< 2.5	< 2.5	--	< 2.5	82	--	< 2.5	--	--
AMW-12	5/27/11	< 0.26	< 0.2	< 0.59	--	< 0.17	63	--	< 0.16	--	--
AMW-12	11/14/11	< 0.26	< 0.2	< 0.59	--	< 0.17	18	--	< 0.16	--	--
AMW-12	10/11/12	0.071	0.016	0.094	--	1.1	51	< 0.005	1.4	0.0068	--
AMW-12	7/3/13	< 0.1	< 0.1	< 0.1	< 0.1	0.41	25	< 0.1	0.52	< 0.1	--
AMW-12	12/10/13	0.046	< 0.01	0.042	< 0.01	0.84	37	< 0.01	1.4	< 0.01	--
AMW-12	6/27/14	0.044	< 0.02	0.029	< 0.02	0.95	31	0.037	1.3	< 0.02	--
AMW-12	7/1/14	< 0.25	< 0.25	< 0.25	< 0.25	1.8	32	< 0.25	1.1	< 0.25	--
AMW-12	12/18/14	< 2.5	< 2.5	< 2.5	< 2.5	< 2.5	63	< 2.5	< 2.5	< 1	0.0065
AMW-12	3/19/15*	0.077 J	< 0.25	< 0.25	< 0.25	0.79	34	< 0.25	1.3	< 0.1	0.0081
AMW-12	6/23/15*	0.531	0.0067	0.0572	< 0.005	0.858	27.1	0.0048 J	0.754	< 0.005	0.0093
AMW-12	12/16/15*	< 0.1	< 0.1	< 0.1	< 0.1	0.50	13.0	< 0.1	0.51	< 0.1	--
AMW-12	6/23/16*	0.065 J	< 0.012	0.089 J	< 0.012	1.7	28	< 0.011	1.3	< 0.021	< 0.045
AMW-13	3/7/02	0.0288	0.0078	< 0.005	--	0.0967	--	--	1.8	< 0.005	--
AMW-13	8/2/02	0.0254	0.0084	< 0.005	--	0.175	63.2	--	2.27	< 0.005	--
AMW-13	6/19/03	0.087	0.014	0.06	--	--	37	--	--	< 0.005	--
AMW-13	1/6/04	0.058	0.007	0.029	--	0.093	35	--	0.19	--	--
AMW-13	6/3/04	< 2.5	< 2.5	< 2.5	--	< 2.5	66	--	< 2.5	--	--
AMW-13	1/19/05	< 2.5	< 2.5	< 2.5	--	< 2.5	66	--	< 2.5	--	--
AMW-13	8/28/05	< 2.5	< 2.5	< 2.5	--	0.34	35	--	0.3	--	--
AMW-13	5/31/06	0.038	0.008	0.037	--	0.61	52	--	0.42	--	--
AMW-13	4/3/07	< 0.01	< 0.01	< 0.01	--	0.35	38	--	0.26	--	--
AMW-13	4/29/08	0.009	0.005	0.01	--	3.2	30	--	1.4	--	--
AMW-13	12/9/08	0.008	0.006	0.017	--	3	50	--	1.7	--	--
AMW-13	7/28/09	0.009	< 0.005	0.006	--	0.008	55	--	1.7	--	--
AMW-13	4/5/10	< 0.047	0.15	< 0.15	--	2.5	73	--	1.7	--	--
AMW-13	11/29/10	< 2.5	< 2.5	< 2.5	--	< 2.5	49	--	< 0.25	--	--
AMW-13	5/27/11	< 0.26	< 0.2	< 0.59	--	2.2	47	--	1.5	--	--
AMW-13	11/14/11	< 0.51	< 0.4	< 1.2	--	--	25	--	--	--	--
AMW-13	10/11/12	< 0.005	< 0.005	0.0057	--	1.7	22	0.013	1.1	0.0035	--
AMW-13	7/1/13	< 0.25	< 0.25	< 0.25	< 0.25	1.8	32	< 0.25	1.1	< 0.25	--
AMW-13	12/5/13	0.0027	0.0017	0.0018	< 0.001	1.7	21	0.012	0.85	0.0026	--
AMW-13	6/26/14	< 0.01	< 0.01	< 0.01	< 0.01	1.4	17	< 0.01	0.7	< 0.01	--
AMW-13	7/1/14	< 0.001	< 0.001	< 0.001	< 0.001	0.0019	0.1	< 0.001	0.0016	< 0.001	--
AMW-13	12/17/14	< 0.005	< 0.005	< 0.005	< 0.005	0.89	28	0.0067	0.64	0.002	< 0.005
AMW-13	3/18/15*	< 0.050	< 0.050	< 0.050	< 0.050	1.2	22	< 0.050	0.78	< 0.020	< 0.005
AMW-13	6/22/15*	< 0.25	< 0.25	< 0.25	< 0.25	1.31	22.6	< 0.25	0.736	< 0.25	< 0.002
AMW-13	12/14/15*	< 0.2	< 0.2	< 0.2	< 0.2	1.1	22.2	< 0.2	0.67	< 0.2	< 0.002
AMW-13	6/24/16*	< 0.012	< 0.012	< 0.018	< 0.012	0.61	17	< 0.011	0.52	< 0.021	< 0.045
AMW-14	3/8/02	< 0.005	< 0.005	< 0.005	--	< 0.005	0.884	--	0.0133	< 0.005	--
AMW-14	8/2/02	< 0.005	< 0.005	< 0.005	--	< 0.005	0.366	--	< 0.005	< 0.005	--
AMW-14	6/17/03	< 0.005	< 0.005	< 0.005	--	0.031	2	--	0.19	< 0.005	--
AMW-14	1/19/05	< 0.5	< 0.5	< 0.5	--	< 0.5	9.3	--	< 0.5	--	--
AMW-14	8/28/05	< 0.5	< 0.5	< 0.5	--	< 0.5	3.5	--	< 0.5	--	--
AMW-14	5/31/06	< 0.005	< 0.005	< 0.005	--	0.17	3	--	0.039	--	--
AMW-14	4/3/07	< 0.1	< 0.1	< 0.1	--	< 0.1	10	--	< 0.1	--	--
AMW-14	4/29/08	< 0.005	< 0.005	< 0.005	--	0.029	3.7	--	0.024	--	--
AMW-14	12/9/08	< 0.005	< 0.005	< 0.005	--	0.0056	0.43	--	0.0063	--	--
AMW-14	7/28/09	< 0.005	< 0.005	< 0.005	--	< 0.005	1.1	--	< 0.005	--	--
AMW-14	4/5/10	< 0.005	< 0.005	< 0.005	--	< 0.005	0.33	--	< 0.005	--	--
AMW-14	11/29/10	< 0.005	< 0.005	< 0.005	--	< 0.005	0.82	--	< 0.005	--	--
AMW-14	5/27/11	< 0.005	< 0.005	< 0.005	--	< 0.005	0.26	--	< 0.005	--	--
AMW-14	11/14/11	< 0.005	< 0.005	< 0.005	--	< 0.005	0.5	--	< 0.005	--	--
AMW-14	10/11/12	< 0.005	< 0.005	< 0.005	--	< 0.005	0.18	< 0.005	< 0.005	< 0.002	--
AMW-14	7/1/13	< 0.001	< 0.001	< 0.001	< 0.001	0.0019	0.1	< 0.001	0.0016	< 0.001	--
AMW-14	12/4/13	< 0.001	< 0.001	< 0.001	< 0.001	< 0.001	0.094	< 0.001	0.0011	< 0.001	--
AMW-14	6/19/14	< 0.001	< 0.001	< 0.001	< 0.001	0.023	0.091	< 0.001	0.025	< 0.001	--
AMW-14	7/2/14	< 0.001	< 0.001	< 0.001	< 0.001	0.0012	0.19	< 0.001	0.0023	< 0.001	--
AMW-14	12/17/14	< 0.005	< 0.005	< 0.005	< 0.005	< 0.005	0.15	< 0.005	0.011	< 0.002	< 0.005
AMW-14	3/17/15	< 0.005	< 0.005	< 0.005	< 0.005	0.034	0.67	< 0.005	0.026	< 0.002	< 0.005
AMW-14	6/15/15	< 0.001	< 0.001	< 0.001	< 0.001	0.103	1.51	< 0.001	0.0779	< 0.001	< 0.002
AMW-14	12/14/15*	< 0.0025	< 0.0025	< 0.0025	< 0.0025	0.034	0.29	< 0.0025	0.015	< 0.0025	< 0.002
AMW-14	6/22/16	< 0.005	< 0.005	< 0.005	< 0.005	0.045	0.83	< 0.005	0.057	< 0.002	< 0.002
AMW-15	3/7/02	< 0.005	< 0.005	< 0.005	--	< 0.005	0.188	--	< 0.005	< 0.005	--
AMW-15	8/2/02	< 0.005	< 0.005	< 0.005	--	< 0.005	0.136	--	< 0.005	< 0.005	--
AMW-15	6/19/03	< 0.005	< 0.005	< 0.005	--	< 0.005	0.14	--	< 0.005	< 0.005	--
AMW-15	1/6/04	< 0.005	< 0.005	< 0.005	--	< 0.005	0.75	--	0.092	--	--
AMW-15	6/3/04	< 0.05	< 0.05	< 0.05	--	< 0.05	0.63	--	< 0.05	--	--
AMW-15	1/19/05	< 0.005	< 0.005	< 0.005	--	< 0.005	0.72	--	0.0074	--	--
AMW-15	8/28/05	< 0.005	< 0.005	< 0.005	--	< 0.005	0.84	--	0.01	--	--
AMW-15	5/31/06	< 0.005	< 0.005	< 0.005	--	0.011	0.67	--	0.0099	--	--
AMW-15	4/3/07	< 0.05	< 0.05	< 0.05	--	< 0.05	0.89	--	< 0.05	--	--

TABLE D1. HISTORICAL GROUNDWATER DATA

Monitoring Well	Date	1,1,1-TCA mg/L	1,1-DCA mg/L	1,1-DCE mg/L	1,2-DCA mg/L	cis-1,2-DCE mg/L	PCE mg/L	trans-1,2-DCE mg/L	TCE mg/L	Vinyl Chloride mg/L	1,4-dioxane mg/L
AMW-15	4/29/08	< 0.005	< 0.005	< 0.005	--	< 0.005	0.38	--	< 0.005	--	--
AMW-15	12/9/08	< 0.005	< 0.005	< 0.005	--	0.0061	0.66	--	0.006	--	--
AMW-15	7/28/09	< 0.005	< 0.005	< 0.005	--	< 0.005	1.6	--	0.0094	--	--
AMW-15	4/5/10	< 0.005	< 0.005	< 0.005	--	< 0.005	0.61	--	< 0.005	--	--
AMW-15	11/29/10	< 0.005	< 0.005	< 0.005	--	< 0.005	0.51	--	0.0059	--	--
AMW-15	5/27/11	< 0.005	< 0.005	< 0.005	--	< 0.005	0.46	--	0.0054	--	--
AMW-15	11/14/11	< 0.005	< 0.005	< 0.005	--	< 0.005	0.47	--	0.0051	--	--
AMW-15	10/9/12	< 0.005	< 0.005	< 0.005	--	< 0.005	0.25	< 0.005	< 0.005	< 0.002	--
AMW-15	7/2/13	< 0.001	< 0.001	< 0.001	< 0.001	0.0012	0.19	< 0.001	0.0023	< 0.001	--
AMW-15	12/4/13	< 0.001	< 0.001	< 0.001	< 0.001	0.0012	0.37	< 0.001	0.0033	< 0.001	--
AMW-15	6/24/14	< 0.001	< 0.001	< 0.001	< 0.001	0.004	0.24	< 0.001	0.0046	< 0.001	--
AMW-15	12/29/15	< 0.005	< 0.005	< 0.005	< 0.005	0.01	0.22	< 0.005	< 0.005	< 0.002	< 0.005
AMW-15	3/17/15	< 0.005	< 0.005	< 0.005	< 0.005	0.01	0.22	< 0.005	0.0058	< 0.002	< 0.005
AMW-15	8/16/15	< 0.001	< 0.001	< 0.001	< 0.001	0.0063	0.411	< 0.001	0.0068	< 0.001	0.0031
AMW-15	12/9/15	< 0.001	< 0.001	< 0.001	< 0.001	0.026	0.20	< 0.001	0.013	< 0.001	< 0.002
AMW-15	6/21/16	< 0.005	< 0.005	< 0.005	< 0.005	0.017	1.7	< 0.005	0.015	< 0.002	< 0.002
AMW-16	3/7/02	< 0.005	< 0.005	< 0.005	--	< 0.005	< 0.005	--	< 0.005	< 0.005	--
AMW-16	8/19/03	0.066	< 0.005	< 0.005	--	< 0.005	4.7	--	0.049	< 0.005	--
AMW-16	1/19/05	< 0.5	< 0.5	< 0.5	--	< 0.5	3.8	--	< 0.5	--	--
AMW-16	8/28/05	0.053	< 0.005	< 0.005	--	0.005	3.3	--	0.046	--	--
AMW-16	5/31/06	0.051	< 0.005	0.008	--	0.009	4	--	0.048	--	--
AMW-16	4/3/07	< 0.1	< 0.1	< 0.1	--	< 0.1	3.7	--	< 0.1	--	--
AMW-16	4/29/08	0.028	< 0.005	0.013	--	0.026	6.7	--	0.04	--	--
AMW-16	12/9/08	0.031	0.024	0.024	--	0.052	19	--	0.1	--	--
AMW-16	7/28/09	0.033	< 0.005	0.016	--	< 0.005	16	--	0.083	--	--
AMW-16	4/5/10	0.043	< 0.005	0.022	--	0.014	6.5	--	0.049	--	--
AMW-16	11/29/10	0.023	< 0.005	0.0095	--	0.006	3.6	--	0.018	--	--
AMW-16	5/27/11	0.035	< 0.005	0.014	--	0.0099	2.8	--	0.026	--	--
AMW-16	11/14/11	0.027	< 0.005	0.0095	--	< 0.005	2.9	--	0.022	--	--
AMW-16	10/10/12	0.028	< 0.005	0.018	--	< 0.005	1.9	< 0.005	0.02	< 0.002	--
AMW-16	7/2/13	0.016	< 0.01	< 0.01	< 0.01	< 0.01	2.7	< 0.01	0.019	< 0.01	--
AMW-16	12/4/13	0.0094	< 0.001	0.0038	< 0.001	0.0034	2.7	< 0.001	0.017	< 0.001	--
AMW-16	6/24/14	0.0088	< 0.001	0.0038	< 0.001	0.0045	2.5	< 0.001	0.014	< 0.001	
AMW-16	12/19/14	0.0065	< 0.005	< 0.005	< 0.005	< 0.005	2.2	< 0.005	0.013	< 0.002	< 0.005
AMW-16	3/17/15	0.0086	< 0.005	< 0.005	< 0.005	< 0.005	2.6	< 0.005	0.015	< 0.002	< 0.005
AMW-16	8/16/15	0.0048	< 0.001	0.0032	< 0.001	0.0032	1.31	< 0.001	0.0107	< 0.001	< 0.002
AMW-16	12/10/15*	< 0.01	< 0.01	< 0.01	< 0.01	< 0.01	2.3	< 0.01	0.011	< 0.01	< 0.002
AMW-16	6/22/16	0.005	< 0.005	< 0.005	< 0.005	< 0.005	2.7	< 0.005	0.015	< 0.002	< 0.002
AMW-17	3/7/02	< 0.005	< 0.005	< 0.005	--	< 0.005	< 0.005	--	< 0.005	< 0.005	--
AMW-17	8/17/03	0.026	< 0.005	< 0.005	--	< 0.005	< 0.005	--	< 0.005	< 0.005	--
AMW-17	1/6/04	< 0.005	< 0.005	< 0.005	--	< 0.005	< 0.005	--	< 0.005	--	--
AMW-17	8/3/04	< 0.005	< 0.005	< 0.005	--	< 0.005	< 0.005	--	< 0.005	--	--
AMW-17	1/19/05	< 0.005	< 0.005	< 0.005	--	< 0.005	< 0.005	--	< 0.005	--	--
AMW-17	8/28/05	< 0.005	< 0.005	< 0.005	--	< 0.005	< 0.005	--	< 0.005	--	--
AMW-17	5/31/06	< 0.005	< 0.005	< 0.005	--	< 0.005	< 0.005	--	< 0.005	--	--
AMW-17	4/3/07	< 0.005	< 0.005	< 0.005	--	< 0.005	< 0.005	--	< 0.005	--	--
AMW-17	4/29/08	< 0.005	< 0.005	< 0.005	--	< 0.005	< 0.005	--	< 0.005	--	--
AMW-17	12/9/08	0.04	< 0.005	< 0.005	--	< 0.005	< 0.005	--	< 0.005	--	--
AMW-17	7/28/09	0.027	< 0.005	< 0.005	--	< 0.005	< 0.005	--	< 0.005	--	--
AMW-17	4/5/10	0.039	< 0.005	< 0.005	--	< 0.005	< 0.005	--	< 0.005	--	--
AMW-17	11/29/10	0.1	< 0.005	< 0.005	--	< 0.005	0.038	--	< 0.005	--	--
AMW-17	5/27/11	0.038	< 0.005	< 0.005	--	< 0.005	0.006	--	< 0.005	--	--
AMW-17	11/14/11	0.029	< 0.005	< 0.005	--	< 0.005	< 0.005	--	< 0.005	--	--
AMW-17	10/10/12	0.034	< 0.005	< 0.005	--	< 0.005	< 0.005	< 0.005	< 0.005	< 0.002	--
AMW-17	6/21/13	0.01	< 0.001	0.0018	< 0.001	< 0.001	< 0.001	< 0.001	< 0.001	< 0.001	--
AMW-17	12/4/13	0.011	< 0.001	< 0.001	< 0.001	< 0.001	0.001	< 0.001	< 0.001	< 0.001	--
AMW-17	6/17/14	0.0068	< 0.001	< 0.001	< 0.001	< 0.001	< 0.001	< 0.001	< 0.001	< 0.001	--
AMW-17	8/15/15	0.0113	< 0.001	0.0018	< 0.001	< 0.001	0.0083	< 0.001	< 0.001	< 0.001	< 0.002
AMW-17	12/14/15	0.028	< 0.001	0.0057	< 0.001	< 0.001	0.0024	< 0.001	< 0.001	< 0.001	0.0034
AMW-17	6/23/16	0.15	< 0.005	< 0.005	< 0.005	< 0.005	< 0.005	< 0.005	< 0.005	< 0.002	0.0052
AMW-18	4/24/02	< 0.005	< 0.005	< 0.005	--	< 0.005	< 0.005	--	< 0.005	< 0.005	--
AMW-18	8/17/03	< 0.005	< 0.005	< 0.005	--	< 0.005	< 0.005	--	< 0.005	< 0.005	--
AMW-18	1/6/04	< 0.005	< 0.005	< 0.005	--	< 0.005	< 0.005	--	< 0.005	--	--
AMW-18	8/3/04	< 0.005	< 0.005	< 0.005	--	< 0.005	< 0.005	--	< 0.005	--	--
AMW-18	1/19/05	< 0.005	< 0.005	< 0.005	--	< 0.005	< 0.005	--	< 0.005	--	--
AMW-18	8/28/05	< 0.005	< 0.005	< 0.005	--	< 0.005	< 0.005	--	< 0.005	--	--
AMW-18	5/31/06	< 0.005	< 0.005	< 0.005	--	< 0.005	< 0.005	--	< 0.005	--	--
AMW-18	4/3/07	< 0.005	< 0.005	< 0.005	--	< 0.005	< 0.005	--	< 0.005	--	--
AMW-18	4/29/08	< 0.005	< 0.005	< 0.005	--	< 0.005	< 0.005	--	< 0.005	--	--
AMW-18	12/9/08	--	--	--	--	--	--	--	< 0.005	--	--
AMW-18	7/28/09	< 0.005	< 0.005	< 0.005	--	< 0.005	< 0.005	--	< 0.005	--	--
AMW-18	4/5/10	< 0.005	< 0.005	< 0.005	--	< 0.005	< 0.005	--	< 0.005	--	--
AMW-18	11/29/10	< 0.005	< 0.005	< 0.005	--	< 0.005	< 0.005	--	< 0.005	--	--

TABLE D1. HISTORICAL GROUNDWATER DATA

Monitoring Well	Date	1,1,1-TCA mg/L	1,1-DCA mg/L	1,1-DCE mg/L	1,2-DCA mg/L	cis-1,2-DCE mg/L	PCE mg/L	trans-1,2-DCE mg/L	TCE mg/L	Vinyl Chloride mg/L	1,4-dioxane mg/L
AMW-18	5/27/11	< 0.005	< 0.005	< 0.005	--	< 0.005	< 0.005	--	< 0.005	--	--
AMW-18	11/14/11	< 0.005	< 0.005	< 0.005	--	< 0.005	< 0.005	--	< 0.005	--	--
AMW-18	10/9/12	< 0.005	< 0.005	< 0.005	--	< 0.005	< 0.005	< 0.005	< 0.005	< 0.002	--
AMW-18	6/20/13	< 0.001	< 0.001	< 0.001	< 0.001	< 0.001	< 0.001	< 0.001	< 0.001	< 0.001	--
AMW-18	12/4/13	< 0.001	< 0.001	< 0.001	< 0.001	< 0.001	< 0.001	< 0.001	< 0.001	< 0.001	--
AMW-18	6/23/14	< 0.001	< 0.001	< 0.001	< 0.001	< 0.001	0.02	< 0.001	< 0.001	< 0.001	--
AMW-18	6/15/15	< 0.001	< 0.001	< 0.001	< 0.001	< 0.001	0.0025	< 0.001	< 0.001	< 0.001	< 0.002
AMW-18	12/9/15	< 0.001	< 0.001	< 0.001	< 0.001	< 0.001	0.0016	< 0.001	< 0.001	< 0.001	< 0.002
AMW-18	6/21/16	< 0.005	< 0.005	< 0.005	< 0.005	< 0.005	< 0.005	< 0.005	< 0.005	< 0.002	< 0.002
AMW-19	4/24/02	< 0.005	< 0.005	< 0.005	--	< 0.005	< 0.005	--	< 0.005	< 0.005	--
AMW-19	6/17/03	< 0.005	< 0.005	< 0.005	--	< 0.005	< 0.005	--	< 0.005	< 0.005	--
AMW-19	1/6/04	< 0.005	< 0.005	< 0.005	--	< 0.005	< 0.005	--	< 0.005	--	--
AMW-19	6/3/04	< 0.005	< 0.005	< 0.005	--	< 0.005	< 0.005	--	< 0.005	--	--
AMW-19	1/19/05	< 0.005	< 0.005	< 0.005	--	< 0.005	< 0.005	--	< 0.005	--	--
AMW-19	8/28/05	< 0.005	< 0.005	< 0.005	--	< 0.005	< 0.005	--	< 0.005	--	--
AMW-19	5/31/06	< 0.005	< 0.005	< 0.005	--	< 0.005	< 0.005	--	< 0.005	--	--
AMW-19	4/3/07	< 0.005	< 0.005	< 0.005	--	< 0.005	< 0.005	--	< 0.005	--	--
AMW-19	4/29/08	< 0.005	< 0.005	< 0.005	--	< 0.005	< 0.005	--	< 0.005	--	--
AMW-19	12/9/08	< 0.005	< 0.005	< 0.005	--	< 0.005	< 0.005	--	< 0.005	--	--
AMW-19	7/28/09	< 0.005	< 0.005	< 0.005	--	< 0.005	< 0.005	--	< 0.005	--	--
AMW-19	4/5/10	< 0.005	< 0.005	< 0.005	--	< 0.005	< 0.005	--	< 0.005	--	--
AMW-19	11/29/10	< 0.005	< 0.005	< 0.005	--	< 0.005	< 0.005	--	< 0.005	--	--
AMW-19	5/27/11	< 0.005	< 0.005	< 0.005	--	< 0.005	< 0.005	--	< 0.005	--	--
AMW-19	11/14/11	< 0.005	< 0.005	< 0.005	--	< 0.005	< 0.005	--	< 0.005	--	--
AMW-19	10/9/12	< 0.005	< 0.005	< 0.005	--	< 0.005	< 0.005	< 0.005	< 0.005	< 0.002	--
AMW-19	6/21/13	< 0.001	< 0.001	< 0.001	< 0.001	< 0.001	< 0.001	< 0.001	< 0.001	< 0.001	--
AMW-19	12/12/13	< 0.001	< 0.001	< 0.001	< 0.001	< 0.001	< 0.001	< 0.001	< 0.001	< 0.001	--
AMW-19	6/23/14	< 0.001	< 0.001	< 0.001	< 0.001	< 0.001	< 0.001	< 0.001	< 0.001	< 0.001	--
AMW-19	6/16/15	< 0.001	< 0.001	< 0.001	< 0.001	< 0.001	< 0.001	< 0.001	< 0.001	< 0.001	< 0.002
AMW-19	12/8/15	< 0.001	< 0.001	< 0.001	< 0.001	< 0.001	< 0.001	< 0.001	< 0.001	< 0.001	< 0.002
AMW-19	6/22/16	< 0.005	< 0.005	< 0.005	< 0.005	< 0.005	< 0.005	< 0.005	< 0.005	< 0.002	< 0.002
AMW-20	4/24/02	< 0.005	< 0.005	< 0.005	--	< 0.005	< 0.005	--	< 0.005	< 0.005	--
AMW-20	6/17/03	< 0.005	< 0.005	< 0.005	--	< 0.005	< 0.005	--	< 0.005	< 0.005	--
AMW-20	1/6/04	< 0.005	< 0.005	< 0.005	--	< 0.005	< 0.005	--	< 0.005	--	--
AMW-20	6/3/04	< 0.005	< 0.005	< 0.005	--	< 0.005	< 0.005	--	< 0.005	--	--
AMW-20	1/19/05	< 0.005	< 0.005	< 0.005	--	< 0.005	< 0.005	--	< 0.005	--	--
AMW-20	8/28/05	< 0.005	< 0.005	< 0.005	--	< 0.005	< 0.005	--	< 0.005	--	--
AMW-20	5/31/06	< 0.005	< 0.005	< 0.005	--	< 0.005	< 0.005	--	< 0.005	--	--
AMW-20	4/3/07	< 0.005	< 0.005	< 0.005	--	< 0.005	< 0.005	--	< 0.005	--	--
AMW-20	4/29/08	< 0.005	< 0.005	< 0.005	--	< 0.005	< 0.005	--	< 0.005	--	--
AMW-20	12/9/08	< 0.005	< 0.005	< 0.005	--	< 0.005	0.01	--	< 0.005	--	--
AMW-20	7/28/09	< 0.005	< 0.005	< 0.005	--	< 0.005	< 0.005	--	< 0.005	--	--
AMW-20	4/5/10	< 0.005	< 0.005	< 0.005	--	< 0.005	< 0.005	--	< 0.005	--	--
AMW-20	11/29/10	< 0.005	< 0.005	< 0.005	--	< 0.005	0.13	--	< 0.005	--	--
AMW-20	5/27/11	< 0.005	< 0.005	< 0.005	--	< 0.005	0.017	--	< 0.005	--	--
AMW-20	11/14/11	< 0.005	< 0.005	< 0.005	--	< 0.005	0.038	--	< 0.005	--	--
AMW-20	10/10/12	--	--	--	--	--	0.01	--	< 0.005	--	--
AMW-20	6/20/13	< 0.001	< 0.001	< 0.001	< 0.001	< 0.001	< 0.001	< 0.001	< 0.001	< 0.001	--
AMW-20	12/5/13	< 0.001	< 0.001	< 0.001	< 0.001	< 0.001	0.0068	< 0.001	< 0.001	< 0.001	--
AMW-20	6/23/14	< 0.001	< 0.001	< 0.001	< 0.001	< 0.001	0.0023	< 0.001	< 0.001	< 0.001	--
AMW-20	12/18/14	< 0.005	< 0.005	< 0.005	< 0.005	< 0.005	0.013	< 0.005	< 0.005	< 0.002	< 0.005
AMW-20	3/17/15	< 0.005	< 0.005	< 0.005	< 0.005	< 0.005	0.014	< 0.005	< 0.005	< 0.002	< 0.005
AMW-20	6/17/15	< 0.001	< 0.001	< 0.001	< 0.001	0.0019	0.0272	< 0.001	< 0.001	< 0.001	< 0.002
AMW-20	12/11/15	< 0.001	< 0.001	< 0.001	< 0.001	0.0030	0.072	< 0.001	< 0.001	< 0.001	< 0.002
AMW-20	6/23/16	< 0.005	< 0.005	< 0.005	< 0.005	< 0.005	0.062	< 0.005	< 0.005	< 0.002	< 0.002
AMW-21	6/25/03	< 0.05	< 0.05	< 0.05	--	0.064	7.1	--	0.11	< 0.05	--
AMW-21	1/6/04	< 0.5	< 0.5	< 0.5	--	< 0.5	17	--	< 0.5	--	--
AMW-21	6/3/04	< 2.5	< 2.5	< 2.5	--	< 2.5	19	--	< 2.5	--	--
AMW-21	1/19/05	< 2.5	< 2.5	< 2.5	--	< 2.5	11	--	< 2.5	--	--
AMW-21	8/28/05	< 2.5	< 2.5	< 2.5	--	< 2.5	11	--	< 2.5	--	--
AMW-21	5/31/06	0.011	< 0.005	0.0066	--	0.26	26	--	0.14	--	--
AMW-21	4/3/07	< 0.5	< 0.5	< 0.5	--	< 0.5	9.3	--	< 0.5	--	--
AMW-21	4/29/08	< 0.005	< 0.005	< 0.005	--	0.21	11	--	0.083	--	--
AMW-21	12/9/08	< 0.005	< 0.005	0.0069	--	0.86	36	--	0.47	--	--
AMW-21	7/28/09	< 0.005	< 0.005	< 0.005	--	< 0.005	28	--	< 0.5	--	--
AMW-21	4/5/10	< 0.005	< 0.005	< 0.005	--	0.43	21	--	0.35	--	--
AMW-21	11/29/10	< 2.5	< 2.5	< 2.5	--	< 2.5	12	--	< 2.5	--	--
AMW-21	5/27/11	< 0.26	< 0.2	< 0.59	--	< 0.17	12	--	< 0.16	--	--
AMW-21	11/14/11	< 0.051	< 0.04	< 0.12	--	--	13	--	--	--	--
AMW-21	10/11/12	< 0.005	< 0.005	< 0.005	--	0.2	7.5	< 0.005	0.16	< 0.002	--
AMW-21	7/1/13	< 0.05	< 0.05	< 0.05	< 0.05	0.2	8.6	< 0.05	0.18	< 0.05	--
AMW-21	12/10/13	< 0.1	< 0.1	< 0.1	< 0.1	0.22	86.001	< 0.1	0.18	< 0.1	--
AMW-21	6/23/14	< 0.01	< 0.01	< 0.01	< 0.01	0.52	15	< 0.01	0.32	< 0.01	--

TABLE D1. HISTORICAL GROUNDWATER DATA

Monitoring Well	Date	1,1,1-TCA mg/L	1,1-DCA mg/L	1,1-DCE mg/L	1,2-DCA mg/L	cis-1,2-DCE mg/L	PCE mg/L	trans-1,2-DCE mg/L	TCE mg/L	Vinyl Chloride mg/L	1,4-dioxane mg/L
AMW-21	12/19/14	< 0.005	< 0.005	< 0.005	< 0.005	0.54	20	< 0.005	0.39	< 0.002	< 0.005
AMW-21	3/17/15*	< 0.25	< 0.25	< 0.25	< 0.25	0.72	22	< 0.25	0.52	< 0.1	< 0.005
AMW-21	6/18/15*	< 0.2	< 0.2	< 0.2	< 0.2	0.808	22.1	< 0.2	0.504	< 0.2	< 0.002
AMW-21	12/11/15*	< 0.2	< 0.2	< 0.2	< 0.2	0.86	17.9	< 0.2	0.40	< 0.2	< 0.002
AMW-21	6/24/16*	< 0.012	< 0.012	< 0.018	< 0.012	0.74	19	< 0.011	0.42	< 0.021	< 0.045
DMW-3	2/22/95	2.9	0.032	1.1	--	< 0.01	0.002	--	< 0.01	--	--
DMW-3	3/8/99	1	0.028	0.62	--	< 0.01	< 0.005	--	< 0.01	--	--
DMW-3	10/4/00	0.92	0.027	0.75	--	< 0.005	< 0.005	--	< 0.005	--	--
DMW-3	3/14/01	0.47	0.029	0.26	--	< 0.005	< 0.005	--	< 0.005	--	--
DMW-3	10/9/01	1.4	0.03	1.1	--	< 0.005	1.4	--	< 0.005	--	--
DMW-3	3/5/02	0.53	0.026	0.64	--	< 0.005	< 0.005	--	< 0.005	--	--
DMW-3	11/12/02	0.57	0.025	0.6	--	< 0.005	0.0054	--	< 0.005	--	--
DMW-3	6/17/03	0.36	0.032	0.37	--	< 0.005	< 0.005	--	< 0.005	--	--
DMW-3	1/6/04	0.68	0.026	0.79	--	< 0.005	< 0.005	--	< 0.005	--	--
DMW-3	6/3/04	0.77	0.017	0.59	--	< 0.005	< 0.005	--	< 0.005	--	--
DMW-3	1/19/05	0.33	0.017	0.63	--	< 0.005	< 0.005	--	< 0.005	--	--
DMW-3	8/28/05	0.42	0.018	0.39	--	< 0.005	< 0.005	--	< 0.005	--	--
DMW-3	5/31/06	0.24	0.016	0.37	--	0.0079	0.0073	--	< 0.005	--	--
DMW-3	4/3/07	0.16	0.014	0.23	--	0.021	0.011	--	< 0.005	--	--
DMW-3	4/29/08	0.18	0.016	0.27	--	0.016	0.012	--	< 0.005	--	--
DMW-3	12/9/08	0.19	0.012	0.5	--	0.01	0.012	--	< 0.005	--	--
DMW-3	7/28/09	0.19	0.017	0.28	--	0.022	0.052	--	0.0096	--	--
DMW-3	4/5/10	0.18	0.012	0.31	--	0.033	0.063	--	0.01	--	--
DMW-3	11/29/10	0.13	0.006	0.38	--	0.012	0.17	--	0.0053	--	--
DMW-3	5/27/11	0.21	0.012	0.35	--	0.027	0.082	--	0.0066	--	--
DMW-3	11/14/11	0.11	0.0067	0.19	--	0.021	0.097	--	0.006	--	--
DMW-3	7/3/13	0.12	0.013	0.22	< 0.01	0.13	0.59	< 0.01	0.17	< 0.01	--
DMW-3	7/3/13	0.12	0.013	0.22	< 0.01	0.13	0.58	< 0.01	0.17	< 0.01	--
DMW-3	12/5/13	0.057	0.0065	0.078	< 0.001	0.094	0.31	0.0014	0.025	< 0.001	--
DMW-3	6/18/14	0.12	0.013	0.21	< 0.001	0.23	0.69	0.0013	0.058	< 0.001	--
DMW-3	6/23/15*	0.102	0.0098	0.182	0.00063 J	0.55	2.08	0.0048 J	0.225	< 0.005	0.108
DMW-3	12/14/15*	0.13	< 0.05	0.17	< 0.05	0.69	3.2	< 0.05	0.19	< 0.05	0.11
DMW-3	6/23/16*	0.14 J	< 0.012	0.28	< 0.012	0.67	3.7	< 0.011	0.33	< 0.021	0.12
DMW-5	10/4/00	0.15	0.018	0.075	--	0.0086	< 0.005	--	< 0.005	--	--
DMW-5	3/14/01	0.098	0.029	0.15	--	0.0091	< 0.005	--	< 0.005	--	--
DMW-5	10/9/01	0.35	0.069	0.36	--	0.032	< 0.005	--	< 0.005	--	--
DMW-5	3/5/02	0.13	0.039	0.19	--	0.022	< 0.005	--	< 0.005	--	--
DMW-5	11/12/02	0.16	0.044	0.16	--	0.024	< 0.005	--	0.0092	--	--
DMW-5	6/17/03	0.085	0.031	0.13	--	0.017	< 0.005	--	< 0.005	--	--
DMW-5	1/6/04	0.09	0.029	0.13	--	0.021	0.016	--	< 0.005	--	--
DMW-5	6/3/04	0.13	0.023	0.12	--	0.016	< 0.005	--	< 0.005	--	--
DMW-5	1/19/05	0.051	0.02	0.1	--	0.014	0.007	--	< 0.005	--	--
DMW-5	8/28/05	0.049	0.016	0.089	--	0.011	< 0.005	--	< 0.005	--	--
DMW-5	5/31/06	0.046	0.02	0.095	--	0.019	0.011	--	< 0.005	--	--
DMW-5	4/3/07	0.037	0.023	0.13	--	0.036	0.035	--	0.012	--	--
DMW-5	4/29/08	0.016	0.0086	0.036	--	0.17	0.21	--	0.084	--	--
DMW-5	12/9/08	0.01	0.0084	0.051	--	0.19	0.24	--	0.075	--	--
DMW-5	7/28/09	0.064	0.022	0.1	--	0.33	0.39	--	0.25	--	--
DMW-5	4/5/10	0.038	0.015	0.072	--	0.26	0.82	--	0.32	--	--
DMW-5	11/29/10	0.026	0.014	0.062	--	0.16	0.54	--	0.21	--	--
DMW-5	5/27/11	0.028	0.019	0.078	--	0.13	0.15	--	0.083	--	--
DMW-5	11/14/11	0.014	0.0097	0.044	--	0.07	0.15	--	0.065	--	--
DMW-5	10/11/12	0.035	0.018	0.067	--	0.25	0.69	0.022	0.46	< 0.002	--
DMW-5	7/2/13	0.02	0.014	0.062	< 0.01	0.19	0.42	< 0.01	0.26	< 0.01	--
DMW-5	12/5/13	0.012	0.008	0.028	< 0.001	0.1	0.35	0.007	0.22	< 0.001	--
DMW-5	6/18/14	0.016	0.01	0.044	< 0.001	0.22	0.6	0.0085	0.49	< 0.001	--
DMW-5	6/23/15*	0.0185	0.0052	0.0286	< 0.005	0.199	0.558	0.0086	0.482	< 0.005	0.0053
DMW-5	12/14/15*	0.019	0.0062	0.035	< 0.005	0.20	0.66	0.0074	0.56	< 0.005	0.0061
DMW-5	6/23/16	0.015	0.008	0.054	< 0.005	0.15	0.31	0.005	0.30	< 0.002	0.0048
DMW-12	3/5/02	0.053	0.0084	0.0085	--	0.03	2	--	0.012	--	--
DMW-12	11/12/02	0.14	0.016	0.029	--	0.076	11	--	0.046	--	--
DMW-12	6/17/03	< 0.5	< 0.5	< 0.5	--	< 0.5	14	--	--	--	--
DMW-12	1/6/04	0.18	0.018	0.04	--	0.08	250	--	0.077	--	--
DMW-12	6/3/04	< 2.5	< 2.5	< 2.5	--	< 2.5	36	--	< 2.5	--	--
DMW-12	1/19/05	< 2.5	< 2.5	< 2.5	--	< 2.5	12	--	< 2.5	--	--
DMW-12	8/28/05	< 2.5	< 2.5	< 2.5	--	< 2.5	4.8	--	< 2.5	--	--
DMW-12	5/31/06	0.043	0.0054	0.019	--	0.034	24	--	0.041	--	--
DMW-12	4/3/07	< 0.1	< 0.1	< 0.1	--	< 0.1	39	--	< 0.1	--	--
DMW-12	4/29/08	0.021	0.011	< 0.005	--	0.02	12	--	0.027	--	--
DMW-12	12/9/08	0.023	< 0.005	0.02	--	0.039	41	--	0.27	--	--
DMW-12	7/28/09	< 0.005	< 0.005	< 0.005	--	< 0.005	32	--	0.61	--	--
DMW-12	4/5/10	< 0.047	< 0.047	< 0.047	--	< 0.18	31	--	< 0.047	--	--
DMW-12	11/29/10	< 2.5	< 2.5	< 2.5	--	< 2.5	39	--	< 2.5	--	--

TABLE D1. HISTORICAL GROUNDWATER DATA

Monitoring Well	Date	1,1,1-TCA	1,1-DCA	1,1-DCE	1,2-DCA	cis-1,2-DCE	PCE	trans-1,2-DCE	TCE	Vinyl Chloride	1,4-dioxane
		mg/L	mg/L	mg/L	mg/L	mg/L	mg/L	mg/L	mg/L	mg/L	mg/L
DMW-12	5/27/11	< 0.26	< 0.2	< 0.59	--	< 0.17	36	--	< 0.16	--	--
DMW-12	11/14/11	< 0.51	< 0.4	< 1.2	--	< 0.34	40	--	--	--	--
DMW-12	10/11/12	0.053	0.0056	0.047	--	0.23	43	< 0.005	0.77	< 0.002	--
DMW-12	7/1/13	< 0.1	< 0.1	< 0.1	< 0.1	0.18	34	< 0.1	0.56	< 0.1	--
DMW-12	12/11/13	< 0.1	< 0.1	< 0.1	< 0.1	0.14	40	< 0.1	0.5	< 0.1	--
DMW-12	6/19/14	0.018	< 0.01	0.015	< 0.01	0.16	33	< 0.01	0.45	< 0.01	--
DMW-12	12/19/14	0.019	< 0.005	0.02	< 0.005	0.17	50	< 0.005	0.58	< 0.002	< 0.005
DMW-12	3/17/15*	< 0.25	< 0.25	< 0.25	< 0.25	0.19 J	48	< 0.25	0.54	< 0.1	< 0.005
DMW-12	6/23/15*	< 0.5	< 0.5	< 0.5	< 0.5	0.122 J	31	< 0.5	0.375 J	< 0.5	0.0038
DMW-12	12/10/15*	< 0.25	< 0.25	< 0.25	< 0.25	0.25 J	34.9	< 0.25	0.32	< 0.25	0.0028
DMW-12	6/22/16*	<0.012	<0.012	<0.018	<0.012	0.059	10	< 0.011	0.13	< 0.021	< 0.045
DMW-13	4/3/07	0.058	< 0.005	0.012	--	< 0.005	1.3	--	0.022	--	--
DMW-13	4/29/08	0.065	< 0.005	0.023	--	0.018	5.4	--	0.045	--	--
DMW-13	12/9/08	0.04	< 0.005	0.021	--	0.039	13	--	0.072	--	--
DMW-13	7/28/09	0.042	< 0.005	< 0.005	--	0.018	5.8	--	0.044	--	--
DMW-13	4/5/10	< 0.005	< 0.005	< 0.005	--	< 0.005	0.027	--	< 0.005	--	--
DMW-13	11/29/10	0.023	< 0.005	0.007	--	< 0.005	1.5	--	0.014	--	--
DMW-13	5/27/11	0.033	< 0.005	0.0096	--	< 0.005	1.3	--	0.012	--	--
DMW-13	11/14/11	0.02	< 0.005	0.0082	--	< 0.005	1.1	--	0.011	--	--
DMW-13	10/10/12	0.025	< 0.005	0.012	--	< 0.005	0.63	< 0.005	0.0088	< 0.002	--
DMW-13	7/2/13	0.017	< 0.001	0.008	< 0.001	0.0019	0.75	< 0.001	0.0071	< 0.001	--
DMW-13	12/11/13	0.012	< 0.001	0.0048	< 0.001	0.0023	0.45	< 0.001	0.0069	< 0.001	--
DMW-13	6/18/14	0.011	< 0.001	0.0054	< 0.001	0.0016	0.7	< 0.001	0.0074	< 0.001	--
DMW-13	6/17/15	0.0089	< 0.001	0.0053	< 0.001	0.0019	0.701	< 0.001	0.0085	< 0.001	< 0.002
DMW-13	12/14/15*	< 0.005	< 0.005	0.0033 J	< 0.005	< 0.005	0.94	< 0.005	0.0094	< 0.005	0.0029
DMW-13	6/24/16	0.009	< 0.005	< 0.005	< 0.005	< 0.005	1.3	< 0.005	0.011	< 0.002	< 0.002
DMW-14D	4/3/07	< 0.005	< 0.005	< 0.005	--	< 0.005	< 0.005	--	< 0.005	--	--
DMW-14D	4/29/08	< 0.005	< 0.005	< 0.005	--	< 0.005	< 0.005	--	< 0.005	--	--
DMW-14D	12/9/08	< 0.005	< 0.005	< 0.005	--	< 0.005	< 0.005	--	< 0.005	--	--
DMW-14D	7/28/09	< 0.005	< 0.005	< 0.005	--	< 0.005	< 0.005	--	< 0.005	--	--
DMW-14D	4/5/10	< 0.005	< 0.005	< 0.005	--	< 0.005	< 0.005	--	< 0.005	--	--
DMW-14D	11/29/10	< 0.005	< 0.005	< 0.005	--	< 0.005	< 0.005	--	< 0.005	--	--
DMW-14D	5/27/11	< 0.005	< 0.005	< 0.005	--	< 0.005	< 0.005	--	< 0.005	--	--
DMW-14D	11/14/11	< 0.005	< 0.005	< 0.005	--	< 0.005	< 0.005	--	< 0.005	--	--
DMW-14D	10/9/12	< 0.005	< 0.005	< 0.005	--	< 0.005	< 0.005	< 0.005	< 0.005	< 0.002	--
DMW-14D	6/19/13	< 0.001	< 0.001	< 0.001	< 0.001	< 0.001	< 0.001	< 0.001	< 0.001	< 0.001	--
DMW-14D	12/6/13	< 0.001	< 0.001	< 0.001	< 0.001	< 0.001	< 0.001	< 0.001	< 0.001	< 0.001	--
DMW-14D	6/17/14	< 0.001	< 0.001	< 0.001	< 0.001	< 0.001	< 0.001	< 0.001	< 0.001	< 0.001	--
DMW-14D	6/15/15	< 0.001	< 0.001	< 0.001	< 0.001	< 0.001	< 0.001	< 0.001	< 0.001	< 0.001	< 0.002
DMW-14D	12/8/15	< 0.001	< 0.001	< 0.001	< 0.001	< 0.001	< 0.001	< 0.001	< 0.001	< 0.001	< 0.002
DMW-14D	6/21/16	< 0.005	< 0.005	< 0.005	< 0.005	< 0.005	< 0.005	< 0.005	< 0.005	< 0.002	< 0.002
DMW-15	4/3/07	< 0.005	< 0.005	< 0.005	--	< 0.005	< 0.005	--	< 0.005	--	--
DMW-15	4/29/08	< 0.005	< 0.005	< 0.005	--	< 0.005	< 0.005	--	< 0.005	--	--
DMW-15	12/9/08	< 0.005	< 0.005	< 0.005	--	< 0.005	< 0.005	--	< 0.005	--	--
DMW-15	7/28/09	< 0.005	< 0.005	< 0.005	--	< 0.005	< 0.005	--	< 0.005	--	--
DMW-15	4/5/10	< 0.005	< 0.005	< 0.005	--	< 0.005	< 0.005	--	< 0.005	--	--
DMW-15	11/29/10	< 0.005	< 0.005	< 0.005	--	< 0.005	< 0.005	--	< 0.005	--	--
DMW-15	5/27/11	< 0.005	< 0.005	< 0.005	--	< 0.005	< 0.005	--	< 0.005	--	--
DMW-15	11/14/11	< 0.005	< 0.005	< 0.005	--	< 0.005	< 0.005	--	< 0.005	--	--
DMW-15	10/9/12	< 0.005	< 0.005	< 0.005	--	< 0.005	< 0.005	< 0.005	< 0.005	< 0.002	--
DMW-15	6/19/13	< 0.001	< 0.001	< 0.001	< 0.001	< 0.001	< 0.001	< 0.001	< 0.001	< 0.001	--
DMW-15	12/6/13	< 0.001	< 0.001	< 0.001	< 0.001	< 0.001	0.0032	< 0.001	< 0.001	< 0.001	--
DMW-15	6/17/14	< 0.001	< 0.001	< 0.001	< 0.001	< 0.001	< 0.001	< 0.001	< 0.001	< 0.001	--
DMW-15	6/15/15	< 0.001	< 0.001	< 0.001	< 0.001	< 0.001	0.0016	< 0.001	< 0.001	< 0.001	< 0.002
DMW-15	12/8/15	< 0.001	< 0.001	< 0.001	< 0.001	< 0.001	< 0.001	< 0.001	< 0.001	< 0.001	< 0.002
DMW-15	6/21/16	< 0.005	< 0.005	< 0.005	< 0.005	< 0.005	< 0.005	< 0.005	< 0.005	< 0.002	< 0.002
ARW-1	7/8/03	0.026	< 0.005	0.005	--	0.019	0.0025	--	0.013	< 0.005	--
ARW-1	10/11/12	0.013	< 0.005	0.011	--	0.18	24	< 0.005	0.44	< 0.002	--
ARW-1	7/1/13	< 0.025	< 0.025	< 0.025	< 0.025	0.11	8.2	< 0.025	0.21	< 0.025	--
ARW-1	12/10/13	0.018	< 0.01	0.012	< 0.01	0.12	23	< 0.01	0.41	< 0.01	--
ARW-1	6/19/14	0.019	< 0.01	0.012	< 0.01	0.13	22	< 0.01	0.32	< 0.01	
ARW-1	12/29/14	< 0.5	< 0.5	< 0.5	< 0.5	< 0.5	41	< 0.5	< 0.5	< 0.2	< 0.05
ARW-1	3/18/15*	< 0.25	< 0.25	< 0.25	< 0.25	< 0.25	42	< 0.25	0.56	< 0.1	< 0.005
ARW-1	6/24/15*	< 0.2	< 0.2	< 0.2	< 0.2	0.205	38.2	< 0.2	0.434	< 0.2	0.0026
ARW-1	12/10/15*	< 0.4	< 0.4	< 0.4	< 0.4	< 0.4	36.0	< 0.4	0.35 J	< 0.4	0.0027
ARW-1	6/22/16*	< 0.012	< 0.012	< 0.018	< 0.012	0.19	38	< 0.011	0.43	< 0.021	< 0.045
ARW-2	7/8/03	< 5	< 5	< 5	--	< 5	23	--	< 5	< 5	--
ARW-2	10/11/12	0.01	0.011	0.016	--	1.8	11	0.0057	0.65	< 0.002	--
ARW-2	7/2/13	0.054	< 0.05	0.066	< 0.05	0.49	6.5	< 0.05	0.24	< 0.05	--
ARW-2	12/9/13	0.0028	< 0.001	0.0029	< 0.001	0.065	2.1	< 0.001	0.042	< 0.001	--
ARW-2	6/18/14	0.026	0.0028	0.024	< 0.001	0.089	2.1	0.0043	0.054	< 0.001	--

TABLE D1. HISTORICAL GROUNDWATER DATA

Monitoring Well	Date	1,1,1-TCA mg/L	1,1-DCA mg/L	1,1-DCE mg/L	1,2-DCA mg/L	cis-1,2-DCE mg/L	PCE mg/L	trans-1,2-DCE mg/L	TCE mg/L	Vinyl Chloride mg/L	1,4-dioxane mg/L
ARW-2	12/18/14	0.019	< 0.005	0.016	< 0.005	0.073	1	< 0.005	0.044	< 0.002	< 0.005
ARW-2	3/18/15	0.03	< 0.005	0.017	< 0.005	0.13	1.6	< 0.005	0.049	< 0.002	< 0.005
ARW-2	6/23/15*	0.0311	< 0.01	0.0375	< 0.01	0.121	1.3	0.0062 J	0.0508	< 0.01	0.0047
ARW-2	12/15/15*	0.026	< 0.01	0.020	< 0.01	0.12	1.4	0.0059 J	0.054	< 0.01	0.0027
ARW-2	6/21/16	not sampled - permanganate present									
ARW-3	10/11/12	< 0.005	< 0.005	< 0.005	--	0.068	4	< 0.005	0.064	< 0.002	--
ARW-3	7/1/13	< 0.05	< 0.05	< 0.05	< 0.05	0.15	7.3	< 0.05	0.12	< 0.05	--
ARW-3	12/10/13	0.0011	< 0.001	< 0.001	< 0.001	0.12	5.6	0.0011	0.1	< 0.001	--
ARW-3	6/23/14	< 0.01	< 0.01	< 0.01	< 0.01	0.33	9.5	< 0.01	0.21	< 0.01	--
ARW-3	12/19/14	< 0.005	< 0.005	< 0.005	< 0.005	0.16	7.2	< 0.005	0.16	< 0.002	< 0.005
ARW-3	3/17/15	< 0.005	< 0.005	< 0.005	< 0.005	0.074	3	< 0.005	0.055	< 0.002	< 0.005
ARW-3	6/18/15*	< 0.025	< 0.025	< 0.025	< 0.025	0.0999	2.61	< 0.025	0.0637	< 0.025	< 0.002
ARW-3	12/11/15	< 0.001	< 0.001	< 0.001	< 0.001	0.49	11.8	0.0014	0.27	0.0010	< 0.002
ARW-3	6/24/16*	< 0.012	< 0.012	< 0.018	< 0.012	0.82	20	< 0.011	0.47	< 0.021	< 0.045
ARW-4	7/21/03	0.072	0.025	0.064	--	0.33	48	--	0.25	< 0.005	--
ARW-4	10/11/12	0.0077	< 0.005	< 0.005	--	2.2	56	0.013	1.6	0.0059	--
ARW-4	7/1/13	< 0.25	< 0.25	< 0.25	< 0.25	2.5	45	< 0.25	1.4	< 0.25	--
ARW-4	12/11/13	< 0.1	< 0.1	< 0.1	< 0.1	3	42	< 0.1	1.7	< 0.1	--
ARW-4	6/24/15*	< 0.4	< 0.4	< 0.4	< 0.4	2.59	22.6	< 0.4	0.86	< 0.4	0.002
ARW-4	12/15/15*	< 0.2	< 0.2	< 0.2	< 0.2	2.3	25.2	< 0.2	0.96	< 0.2	0.0023
ARW-4	6/22/16*	< 0.012	< 0.012	< 0.018	< 0.012	0.51	10	< 0.011	0.25	< 0.021	< 0.045
OBG-W3	12/11/13	0.01	< 0.001	0.0025	< 0.001	0.0027	0.561	< 0.001	0.0017	< 0.001	--
OBG-W3	6/17/14	0.007	< 0.001	0.0017	< 0.001	0.0026	0.038	< 0.001	0.0015	< 0.001	--
OBG-W3	6/17/15	0.0068	< 0.001	0.0022	< 0.001	0.0021	0.0424	< 0.001	0.0013	< 0.001	< 0.002
OBG-W3	12/14/15	0.012	< 0.001	0.0038	< 0.001	0.0028	0.086	< 0.001	0.0024	< 0.001	< 0.002
OBG-W3	6/23/16	0.016	< 0.005	0.007	< 0.005	< 0.005	0.079	< 0.005	< 0.005	< 0.002	< 0.002
OBG-W4	12/5/13	< 0.001	< 0.001	< 0.001	< 0.001	< 0.001	< 0.001	< 0.001	< 0.001	< 0.001	--
OBG-W4	6/17/14	< 0.001	< 0.001	< 0.001	< 0.001	< 0.001	< 0.001	< 0.001	< 0.001	< 0.001	--
OBG-W4	6/17/15	< 0.001	< 0.001	< 0.001	< 0.001	< 0.001	< 0.001	< 0.001	< 0.001	< 0.001	< 0.002
OBG-W4	12/9/15	< 0.001	< 0.001	< 0.001	< 0.001	< 0.001	< 0.001	< 0.001	< 0.001	< 0.001	< 0.002
OBG-W4	6/21/16	< 0.005	< 0.005	< 0.005	< 0.005	< 0.005	< 0.005	< 0.005	< 0.005	< 0.002	< 0.002
OBG-W5	12/6/13	0.0026	0.0026	0.0015	< 0.001	0.14	6.6	< 0.001	0.13	< 0.001	--
OBG-W5	6/24/14	< 0.01	< 0.01	< 0.01	< 0.01	0.16	6.5	< 0.01	0.099	< 0.01	--
OBG-W5	12/29/14	< 0.05	< 0.05	< 0.05	< 0.05	0.22	7.5	< 0.05	0.13	< 0.02	< 0.005
OBG-W5	3/17/15	< 0.005	< 0.005	< 0.005	< 0.005	0.18	8.7	< 0.005	0.13	< 0.002	< 0.005
OBG-W5	6/15/15	0.0019	0.0016	0.0014	< 0.001	0.193	4.79	< 0.001	0.122	< 0.001	< 0.002
OBG-W5	12/9/15*	< 0.05	< 0.05	< 0.05	< 0.05	0.14	4.2	< 0.05	0.072	< 0.05	< 0.002
OBG-W5	6/22/16*	< 0.012	< 0.012	< 0.018	< 0.012	0.55	12	< 0.011	0.29	< 0.021	< 0.045
OBG-W8	1/24/14	< 0.001	< 0.001	< 0.001	< 0.001	< 0.001	< 0.001	< 0.001	< 0.001	< 0.001	--
OBG-W8	6/18/14	< 0.001	< 0.001	< 0.001	< 0.001	< 0.001	< 0.001	< 0.001	< 0.001	< 0.001	--
OBG-W8	6/16/15	< 0.001	< 0.001	< 0.001	< 0.001	< 0.001	0.0023	< 0.001	< 0.001	< 0.001	< 0.002
OBG-W8	12/15/15	< 0.001	< 0.001	< 0.001	< 0.001	< 0.001	0.0014	< 0.001	< 0.001	< 0.001	< 0.002
MW-23	1/15/15	0.034	< 0.005	0.04	< 0.005	0.22	0.54	< 0.005	0.34	< 0.002	0.068
MW-23	4/15/15	< 0.005	< 0.005	< 0.005	< 0.005	0.0091	0.033	< 0.005	0.02	< 0.002	< 0.002
MW-23	6/22/15	< 0.001	< 0.001	< 0.001	< 0.001	0.0015	0.0086	< 0.001	0.0033	< 0.001	< 0.002
MW-23	12/11/15 (PDB DUP)	< 0.001	< 0.001	< 0.001	< 0.001	< 0.001	0.0013	< 0.001	< 0.001	< 0.001	--
MW-23	12/15/15	0.050	0.0066	0.056	< 0.001	0.41	1.1	0.015	0.65	< 0.001	0.11
MW-23	6/24/16	0.006	< 0.005	0.009	< 0.005	0.048	0.098	< 0.005	0.061	< 0.002	0.014

Notes
mg/L - milligrams per liter
< - less than reporting limit
Bold - Concentration above the laboratory reporting limit
-- no data
* Elevated Detection Limit due to matrix interference
** DUP-2 data
PDB DUP - duplicate sample collected from a passive diffusion bag

Prepared By: KH
Checked By: DME

TABLE D2: HISTORICAL SURFACE WATER DATA

Constituents (mg/L)		cis-1,2-DCE	PCE	TCE	Vinyl Chloride
ISWQS (mg/L)		NA	0.0033	0.03	0.0024
Sample Location	Date				
ASW-1-UPSTREAM	10/05/12	< 0.005	< 0.005	< 0.005	< 0.002
	07/12/13	NA	< 0.001	< 0.001	NA
	12/11/13	0.0016	< 0.001	< 0.001	<0.001
	06/26/14	0.0016	< 0.001	< 0.001	< 0.001
	12/18/14	< 0.005	< 0.005	< 0.005	< 0.002
	03/16/15	< 0.005	< 0.005	< 0.005	< 0.002
	06/22/15	< 0.001	< 0.001	< 0.001	< 0.001
	12/16/15	0.0015	< 0.001	< 0.001	< 0.001
	6/27/16	< 0.005	< 0.005	< 0.005	< 0.002
ASW-1	10/05/12	< 0.005	< 0.005	< 0.005	< 0.002
	07/12/13	NA	**0.052**	0.0035	NA
	12/11/13	0.015	**0.09**	0.007	0.0013
	06/26/14	0.033	**0.16**	0.014	0.0039
	12/18/14	0.066	**0.41**	**0.032**	0.006
	03/16/15	0.016	**0.23**	0.013	< 0.002
	6/22/15*	0.0836	**0.591**	**0.0412**	< 0.010
	12/16/15*	0.033	**0.36**	**0.019**	0.0019 J
	06/24/16	0.26	**1.4**	**0.18**	**0.014**
ASW-2	10/05/12	0.027	**0.15**	0.011	0.0023
	07/12/13	NA	**0.03**	0.003	NA
	12/11/13	0.005	**0.023**	0.0024	<0.001
	06/26/14	0.004	**0.0078**	0.0012	< 0.001
	12/18/14	< 0.005	**0.026**	< 0.005	< 0.005
	03/16/15	< 0.005	**0.032**	< 0.005	< 0.002
	06/22/15	0.0029	**0.0074**	< 0.001	< 0.001
	12/16/15	0.0055	**0.035**	0.003	< 0.001
	06/24/16	< 0.005	**0.013**	< 0.005	< 0.002
ASW-BYPASS	10/05/12	< 0.005	< 0.005	< 0.005	< 0.002
	07/12/13	NA	**0.0049**	< 0.001	NA
	12/11/13	< 0.001	0.0024	< 0.001	< 0.001
	06/26/14	< 0.001	< 0.001	< 0.001	< 0.001
	06/22/15	< 0.001	< 0.001	< 0.001	< 0.001
	12/16/15	< 0.001	0.003	< 0.001	< 0.001
	06/24/16	< 0.005	< 0.005	< 0.005	< 0.002

Notes:

ISWQS - GA EPD Instream Water Quality Standards (391-3-6)
mg/L - milligrams per liter
NA - not available
Bold - concentration greater than ISWQS
J - estimated concentration
* - elevated detection limits

Prepared by: KAH 7/15/2016
Checked by: DME 8/6/2016

APPENDIX E

SPLP SAMPLING LABORATORY ANALYTICAL RESULTS

AES

ANALYTICAL ENVIRONMENTAL SERVICES, INC.

February 18, 2016

Kristen Rivera
EarthCon Consultants, Inc.
1880 West Oak Parkway
Marietta GA 30062

TEL: (770) 973-2100
FAX: (770) 973-7395

RE: AMC Dalton

Dear Kristen Rivera: Order No: 1602656

Analytical Environmental Services, Inc. received 15 samples on 2/5/2016 4:40:00 PM for the analyses presented in following report.

No problems were encountered during the analyses. Additionally, all results for the associated Quality Control samples were within EPA and/or AES established limits. Any discrepancies associated with the analyses contained herein will be noted and submitted in the form of a project Case Narrative.
AES' certifications are as follows:
-NELAC/Florida Certification number E87582 for analysis of Environmental Water, soil/hazardous waste, and Drinking Water Microbiology, effective 07/01/15-06/30/16.
-AIHA-LAP, LLC Laboratory ID: 100671 for Industrial Hygiene samples (Organics, Inorganics), Environmental Lead (Paint, Soil, Dust Wipes, Air), and Environmental Microbiology (Fungal) Direct Examination, effective until 09/01/17.

These results relate only to the items tested. This report may only be reproduced in full.

If you have any questions regarding these test results, please feel free to call.

CKanhai

Chantelle Kanhai
Project Manager

ANALYTICAL ENVIRONMENTAL SERVICES, INC
3080 Presidential Drive, Atlanta GA 30340-3704
TEL.: (770) 457-8177 / TOLL-FREE (800) 972-4889 / FAX: (770) 457-8188

CHAIN OF CUSTODY

Work Order: 1602656

Date: 2/4/16 2/5/16

Page 1 of 2

COMPANY: Earth Con Consultants

ADDRESS: 1880 West Oak Pkwy Bldg 100 Suite 106 Marietta, GA 30062

PHONE: 770-973-2100

FAX: 770-973-7395

SAMPLED BY: Keaton Henry

SIGNATURE: [signature]

ANALYSIS REQUESTED: SPLP VOCs 1312

PRESERVATION (See codes): NA

Visit our website www.aesatlanta.com to check on the status of your results, place bottle orders, etc.

#	SAMPLE ID	SAMPLED DATE	SAMPLED TIME	Grab	Composite	Matrix (See codes)	SPLP VOCs 1312	REMARKS	No # of Containers
1	B2-SPLP-11-12	2/4/16	15:30	X		SO	2		2
2	B2-SPLP-17.5-18.5	2/4/16	15:35	X		SO	2		2
3	B2-SPLP-33-34	2/4/16	15:40	X		SO	2		2
4	B3-SPLP-8.5'-10	2/4/16	15:50	X		SO	2		2
5	B3-SPLP-29.5-31	2/4/16	16:20	X		SO	2		2
6	B4-SPLP-8-9	2/4/16	16:40	X		SO	2		2
7	B4-SPLP-11.5-12.5	2/4/16	16:45	X		SO	2		2
8	B4-SPLP-25.5-27	2/4/16	17:05	X		SO	2		2
9	B5-SPLP-29.5-31	2/4/16	17:30	X		SO	2		2
10	B6-SPLP-24-25	2/4/16	17:55	X		SO	2		2
11	B8-SPLP-20-21.5	2/5/16	10:10	X		SO	2		2
12	B8-SPLP-31-32.5	2/5/16	10:15	X		SO	2		2
13	B9-SPLP-13-14	2/5/16	11:10	X		SO	2		2
14	B9-SPLP-18-19	2/5/16	11:15	X		SO	2		2

RELINQUISHED BY	DATE/TIME	RECEIVED BY	DATE/TIME
1: Keaton Henry	2/5/2016 14:08	1: Kristen Rivera	2/5/2016 14:09
2: Kristen Rivera	2/5/16 16:40	2: [signature]	2/5/16 4:40
3:		3:	

SPECIAL INSTRUCTIONS/COMMENTS:

SHIPMENT METHOD
OUT / / VIA:
IN / / VIA:
CLIENT FedEx UPS MAIL COURIER
GREYHOUND OTHER_____

PROJECT INFORMATION
PROJECT NAME: AMC DALTON
PROJECT #: 02.20140392.16
SITE ADDRESS:
SEND REPORT TO: Kristen Rivera
INVOICE TO: (IF DIFFERENT FROM ABOVE)
QUOTE #:_____ PO#:_____

RECEIPT
Total # of Containers: 28

Turnaround Time Request
- [x] Standard 5 Business Days
- [ ] 2 Business Day Rush
- [ ] Next Business Day Rush
- [ ] Same Day Rush (auth req.)
- [ ] Other _____

STATE PROGRAM (if any): _____
E-mail? Y / N; Fax? Y / N
DATA PACKAGE: I II III IV

SAMPLES RECEIVED AFTER 3PM OR ON SATURDAY ARE CONSIDERED RECEIVED THE NEXT BUSINESS DAY. IF TURNAROUND TIME IS NOT INDICATED, AES WILL PROCEED WITH STANDARD TAT OF SAMPLES. SAMPLES ARE DISPOSED 30 DAYS AFTER REPORT COMPLETION UNLESS OTHER ARRANGEMENTS ARE MADE.

MATRIX CODES: A = Air GW = Groundwater SE = Sediment SO = Soil SW = Surface Water W = Water (Blanks) DW = Drinking Water (Blanks) O = Other (specify) WW = Waste Water
PRESERVATIVE CODES: H+I = Hydrochloric acid + ice I = Ice only N = Nitric acid S+I = Sulfuric acid + ice S/M+I = Sodium Bisulfate/Methanol + ice O = Other (specify) NA = None

White Copy - Original; Yellow Copy - Client

ANALYTICAL ENVIRONMENTAL SERVICES, INC

3080 Presidential Drive, Atlanta GA 30340-3704

AES TEL.: (770) 457-8177 / TOLL-FREE (800) 972-4889 / FAX: (770) 457-8188

CHAIN OF CUSTODY

Work Order: 16026656

Date: 2/5/16 Page 2 of 2

COMPANY: Earth Con Consultants

ADDRESS: 1880 West Oak Pkwy Bldg 100 Suite 106 Marietta, GA 30062

PHONE: 770-973-2100

FAX: 770-973-7345

SAMPLED BY: Keaton Henry

SIGNATURE:

#	SAMPLE ID	SAMPLED DATE	SAMPLED TIME	Grab	Composite	Matrix (See codes)	SPLP VOCs 1312	PRESERVATION (See codes) N/A	REMARKS	No # of Containers
1	B4-SPLP 25-26	2/5/16	11:20	X		SO	2			2
2	Trip Blank	2/5/16								2
3										
4										
5										
6										
7										
8										
9										
10										
11										
12										
13										
14										

Visit our website www.aesatlanta.com to check on the status of your results, place bottle orders, etc.

RELINQUISHED BY	DATE/TIME	RECEIVED BY	DATE/TIME
1: Keaton Henry	2/5/2016 14:08	1: Kristen Rivera	2/5/16 14:40
2: Kristen Rivera	2/5/2016 18:40	2:	2/5/16
3:		3:	4:40

PROJECT INFORMATION

PROJECT NAME: AMC DALTON

PROJECT #: 02.20140392.16

SITE ADDRESS:

SEND REPORT TO: Kristen Rivera

INVOICE TO: (IF DIFFERENT FROM ABOVE)

QUOTE #: PO#:

RECEIPT

Total # of Containers: 4

Turnaround Time Request

- ⊗ Standard 5 Business Days
- ○ 2 Business Day Rush
- ○ Next Business Day Rush
- ○ Same Day Rush (auth req.)
- ○ Other

STATE PROGRAM (if any):

E-mail? Y / N; Fax? Y / N

DATA PACKAGE: I II III IV

SPECIAL INSTRUCTIONS/COMMENTS:

SHIPMENT METHOD

OUT / / VIA:

IN VIA:

CLIENT FedEx UPS MAIL COURIER

GREYHOUND OTHER

SAMPLES RECEIVED AFTER 3PM OR ON SATURDAY ARE CONSIDERED RECEIVED THE NEXT BUSINESS DAY. IF TURNAROUND TIME IS NOT INDICATED, AES WILL PROCEED WITH STANDARD TAT OF SAMPLES.
SAMPLES ARE DISPOSED 30 DAYS AFTER REPORT COMPLETION UNLESS OTHER ARRANGEMENTS ARE MADE.

MATRIX CODES: A = Air GW = Groundwater SE = Sediment SO = Soil SW = Surface Water W = Water (Blanks) DW = Drinking Water (Blanks) O = Other (specify) WW = Waste Water

PRESERVATIVE CODES: H+I = Hydrochloric acid + ice I = Ice only N = Nitric acid S+I = Sulfuric acid + ice S/M+I = Sodium Bisulfate/Methanol + ice O = Other (specify) NA = None

White Copy - Original; Yellow Copy - Client

Analytical Environmental Services, Inc **Date:** 18-Feb-16

Client:	EarthCon Consultants, Inc.	**Client Sample ID:**	B2-SPLP-11-12
Project Name:	AMC Dalton	**Collection Date:**	2/4/2016 3:30:00 PM
Lab ID:	1602656-001	**Matrix:**	Soil

Analyses	Result	Qual	MDL	Reporting Limit	Units	BatchID	DF	Date Analyzed	Analyst
SPLP (1312) VOLATILE ORGANICS SW1312/8260B				(SW5030B)					
1,1,1-Trichloroethane	BRL		0 00067	0 0050	mg/L	219698	1	02/11/2016 12 31	NP
1,1-Dichloroethane	BRL		0 00091	0 0050	mg/L	219698	1	02/11/2016 12 31	NP
1,1-Dichloroethene	BRL		0 0015	0 0050	mg/L	219698	1	02/11/2016 12 31	NP
1,2-Dichloroethane	BRL		0 00079	0 0050	mg/L	219698	1	02/11/2016 12 31	NP
cis-1,2-Dichloroethene	BRL		0 00080	0 0050	mg/L	219698	1	02/11/2016 12 31	NP
Tetrachloroethene	BRL		0 00093	0 0050	mg/L	219698	1	02/11/2016 12 31	NP
trans-1,2-Dichloroethene	BRL		0 00089	0 0050	mg/L	219698	1	02/11/2016 12 31	NP
Trichloroethene	BRL		0 00080	0 0050	mg/L	219698	1	02/11/2016 12 31	NP
Vinyl chloride	BRL		0 00074	0 0020	mg/L	219698	1	02/11/2016 12 31	NP
Surr: 4-Bromofluorobenzene	96 2		0	64-125	%REC	219698	1	02/11/2016 12 31	NP
Surr: Dibromofluoromethane	108		0	73 7-128	%REC	219698	1	02/11/2016 12 31	NP
Surr: Toluene-d8	105		0	78 9-120	%REC	219698	1	02/11/2016 12 31	NP

Qualifiers:

- * Value exceeds maximum contaminant level
- BRL Not detected at MDL
- H Holding times for preparation or analysis exceeded
- N Analyte not NELAC certified
- B Analyte detected in the associated method blank
- NC Not confirmed
- E Estimated value above quantitation range
- S Spike Recovery outside limits due to matrix
- J Estimated value detected below Reporting Limit
- > Greater than Result value
- < Less than Result value
- Narr See case narrative

Analytical Environmental Services, Inc **Date:** 18-Feb-16

Client:	EarthCon Consultants, Inc.	**Client Sample ID:**	B2-SPLP-17.5-18.5
Project Name:	AMC Dalton	**Collection Date:**	2/4/2016 3:35:00 PM
Lab ID:	1602656-002	**Matrix:**	Soil

Analyses	Result	Qual	MDL	Reporting Limit	Units	BatchID	DF	Date Analyzed	Analyst
SPLP (1312) VOLATILE ORGANICS	**SW1312/8260B**				**(SW5030B)**				
1,1,1-Trichloroethane	BRL		0.00067	0.0050	mg/L	219698	1	02/11/2016 12:57	NP
1,1-Dichloroethane	BRL		0.00091	0.0050	mg/L	219698	1	02/11/2016 12:57	NP
1,1-Dichloroethene	BRL		0.0015	0.0050	mg/L	219698	1	02/11/2016 12:57	NP
1,2-Dichloroethane	BRL		0.00079	0.0050	mg/L	219698	1	02/11/2016 12:57	NP
cis-1,2-Dichloroethene	BRL		0.00080	0.0050	mg/L	219698	1	02/11/2016 12:57	NP
Tetrachloroethene	BRL		0.00093	0.0050	mg/L	219698	1	02/11/2016 12:57	NP
trans-1,2-Dichloroethene	BRL		0.00089	0.0050	mg/L	219698	1	02/11/2016 12:57	NP
Trichloroethene	BRL		0.00080	0.0050	mg/L	219698	1	02/11/2016 12:57	NP
Vinyl chloride	BRL		0.00074	0.0020	mg/L	219698	1	02/11/2016 12:57	NP
Surr: 4-Bromofluorobenzene	98.2		0	64-125	%REC	219698	1	02/11/2016 12:57	NP
Surr: Dibromofluoromethane	98.8		0	73.7-128	%REC	219698	1	02/11/2016 12:57	NP
Surr: Toluene-d8	101		0	78.9-120	%REC	219698	1	02/11/2016 12:57	NP

Qualifiers:

- * Value exceeds maximum contaminant level
- BRL Not detected at MDL
- H Holding times for preparation or analysis exceeded
- N Analyte not NELAC certified
- B Analyte detected in the associated method blank
- NC Not confirmed
- E Estimated value above quantitation range
- S Spike Recovery outside limits due to matrix
- J Estimated value detected below Reporting Limit
- > Greater than Result value
- < Less than Result value
- Narr See case narrative

Analytical Environmental Services, Inc **Date:** 18-Feb-16

Client:	EarthCon Consultants, Inc.	**Client Sample ID:**	B2-SPLP-33-34
Project Name:	AMC Dalton	**Collection Date:**	2/4/2016 3:40:00 PM
Lab ID:	1602656-003	**Matrix:**	Soil

Analyses	Result	Qual	MDL	Reporting Limit	Units	BatchID	DF	Date Analyzed	Analyst
SPLP (1312) VOLATILE ORGANICS	**SW1312/8260B**			**(SW5030B)**					
1,1,1-Trichloroethane	BRL		0.00067	0.0050	mg/L	219698	1	02/11/2016 13:23	NP
1,1-Dichloroethane	BRL		0.00091	0.0050	mg/L	219698	1	02/11/2016 13:23	NP
1,1-Dichloroethene	BRL		0.0015	0.0050	mg/L	219698	1	02/11/2016 13:23	NP
1,2-Dichloroethane	BRL		0.00079	0.0050	mg/L	219698	1	02/11/2016 13:23	NP
cis-1,2-Dichloroethene	BRL		0.00080	0.0050	mg/L	219698	1	02/11/2016 13:23	NP
Tetrachloroethene	0.021		0.00093	0.0050	mg/L	219698	1	02/11/2016 13:23	NP
trans-1,2-Dichloroethene	BRL		0.00089	0.0050	mg/L	219698	1	02/11/2016 13:23	NP
Trichloroethene	BRL		0.00080	0.0050	mg/L	219698	1	02/11/2016 13:23	NP
Vinyl chloride	BRL		0.00074	0.0020	mg/L	219698	1	02/11/2016 13:23	NP
Surr: 4-Bromofluorobenzene	96.9		0	64-125	%REC	219698	1	02/11/2016 13:23	NP
Surr: Dibromofluoromethane	104		0	73.7-128	%REC	219698	1	02/11/2016 13:23	NP
Surr: Toluene-d8	97.3		0	78.9-120	%REC	219698	1	02/11/2016 13:23	NP

Qualifiers:

- * Value exceeds maximum contaminant level
- BRL Not detected at MDL
- H Holding times for preparation or analysis exceeded
- N Analyte not NELAC certified
- B Analyte detected in the associated method blank
- NC Not confirmed
- E Estimated value above quantitation range
- S Spike Recovery outside limits due to matrix
- J Estimated value detected below Reporting Limit
- > Greater than Result value
- < Less than Result value
- Narr See case narrative

Analytical Environmental Services, Inc **Date:** 18-Feb-16

Client:	EarthCon Consultants, Inc.	**Client Sample ID:**	B3-SPLP-8.5-10
Project Name:	AMC Dalton	**Collection Date:**	2/4/2016 3:50:00 PM
Lab ID:	1602656-004	**Matrix:**	Soil

Analyses	Result	Qual	MDL	Reporting Limit	Units	BatchID	DF	Date Analyzed	Analyst
SPLP (1312) VOLATILE ORGANICS SW1312/8260B (SW5030B)									
1,1,1-Trichloroethane	BRL		0.00067	0.0050	mg/L	219698	1	02/11/2016 13:49	NP
1,1-Dichloroethane	BRL		0.00091	0.0050	mg/L	219698	1	02/11/2016 13:49	NP
1,1-Dichloroethene	BRL		0.0015	0.0050	mg/L	219698	1	02/11/2016 13:49	NP
1,2-Dichloroethane	BRL		0.00079	0.0050	mg/L	219698	1	02/11/2016 13:49	NP
cis-1,2-Dichloroethene	BRL		0.00080	0.0050	mg/L	219698	1	02/11/2016 13:49	NP
Tetrachloroethene	0.021		0.00093	0.0050	mg/L	219698	1	02/11/2016 13:49	NP
trans-1,2-Dichloroethene	BRL		0.00089	0.0050	mg/L	219698	1	02/11/2016 13:49	NP
Trichloroethene	BRL		0.00080	0.0050	mg/L	219698	1	02/11/2016 13:49	NP
Vinyl chloride	BRL		0.00074	0.0020	mg/L	219698	1	02/11/2016 13:49	NP
Surr: 4-Bromofluorobenzene	100		0	64-125	%REC	219698	1	02/11/2016 13:49	NP
Surr: Dibromofluoromethane	104		0	73.7-128	%REC	219698	1	02/11/2016 13:49	NP
Surr: Toluene-d8	104		0	78.9-120	%REC	219698	1	02/11/2016 13:49	NP

Qualifiers:

- * Value exceeds maximum contaminant level
- BRL Not detected at MDL
- H Holding times for preparation or analysis exceeded
- N Analyte not NELAC certified
- B Analyte detected in the associated method blank
- NC Not confirmed
- E Estimated value above quantitation range
- S Spike Recovery outside limits due to matrix
- J Estimated value detected below Reporting Limit
- > Greater than Result value
- < Less than Result value
- Narr See case narrative

Analytical Environmental Services, Inc **Date:** 18-Feb-16

Client:	EarthCon Consultants, Inc.	**Client Sample ID:**	B3-SPLP-29.5-31
Project Name:	AMC Dalton	**Collection Date:**	2/4/2016 4:20:00 PM
Lab ID:	1602656-005	**Matrix:**	Soil

Analyses	Result	Qual	MDL	Reporting Limit	Units	BatchID	DF	Date Analyzed	Analyst
SPLP (1312) VOLATILE ORGANICS	**SW1312/8260B**			**(SW5030B)**					
1,1,1-Trichloroethane	BRL		0.00067	0.0050	mg/L	219698	1	02/11/2016 14:15	NP
1,1-Dichloroethane	BRL		0.00091	0.0050	mg/L	219698	1	02/11/2016 14:15	NP
1,1-Dichloroethene	BRL		0.0015	0.0050	mg/L	219698	1	02/11/2016 14:15	NP
1,2-Dichloroethane	BRL		0.00079	0.0050	mg/L	219698	1	02/11/2016 14:15	NP
cis-1,2-Dichloroethene	BRL		0.00080	0.0050	mg/L	219698	1	02/11/2016 14:15	NP
Tetrachloroethene	BRL		0.00093	0.0050	mg/L	219698	1	02/11/2016 14:15	NP
trans-1,2-Dichloroethene	BRL		0.00089	0.0050	mg/L	219698	1	02/11/2016 14:15	NP
Trichloroethene	BRL		0.00080	0.0050	mg/L	219698	1	02/11/2016 14:15	NP
Vinyl chloride	BRL		0.00074	0.0020	mg/L	219698	1	02/11/2016 14:15	NP
Surr: 4-Bromofluorobenzene	96.9		0	64-125	%REC	219698	1	02/11/2016 14:15	NP
Surr: Dibromofluoromethane	107		0	73.7-128	%REC	219698	1	02/11/2016 14:15	NP
Surr: Toluene-d8	106		0	78.9-120	%REC	219698	1	02/11/2016 14:15	NP

Qualifiers:

- * Value exceeds maximum contaminant level
- BRL Not detected at MDL
- H Holding times for preparation or analysis exceeded
- N Analyte not NELAC certified
- B Analyte detected in the associated method blank
- NC Not confirmed
- E Estimated value above quantitation range
- S Spike Recovery outside limits due to matrix
- J Estimated value detected below Reporting Limit
- > Greater than Result value
- < Less than Result value
- Narr See case narrative

Analytical Environmental Services, Inc **Date:** 18-Feb-16

Client:	EarthCon Consultants, Inc.	**Client Sample ID:**	B4-SPLP-8-9
Project Name:	AMC Dalton	**Collection Date:**	2/4/2016 4:40:00 PM
Lab ID:	1602656-006	**Matrix:**	Soil

Analyses	Result	Qual	MDL	Reporting Limit	Units	BatchID	DF	Date Analyzed	Analyst
SPLP (1312) VOLATILE ORGANICS SW1312/8260B					(SW5030B)				
1,1,1-Trichloroethane	BRL		0.00067	0.0050	mg/L	219698	1	02/12/2016 13:13	NP
1,1-Dichloroethane	BRL		0.00091	0.0050	mg/L	219698	1	02/12/2016 13:13	NP
1,1-Dichloroethene	BRL		0.0015	0.0050	mg/L	219698	1	02/12/2016 13:13	NP
1,2-Dichloroethane	BRL		0.00079	0.0050	mg/L	219698	1	02/12/2016 13:13	NP
cis-1,2-Dichloroethene	BRL		0.00080	0.0050	mg/L	219698	1	02/12/2016 13:13	NP
Tetrachloroethene	1.4		0.0093	0.050	mg/L	219698	10	02/12/2016 15:45	NP
trans-1,2-Dichloroethene	BRL		0.00089	0.0050	mg/L	219698	1	02/12/2016 13:13	NP
Trichloroethene	BRL		0.00080	0.0050	mg/L	219698	1	02/12/2016 13:13	NP
Vinyl chloride	BRL		0.00074	0.0020	mg/L	219698	1	02/12/2016 13:13	NP
Surr: 4-Bromofluorobenzene	80.8		0	64-125	%REC	219698	1	02/12/2016 13:13	NP
Surr: 4-Bromofluorobenzene	78.2		0	64-125	%REC	219698	10	02/12/2016 15:45	NP
Surr: Dibromofluoromethane	86.4		0	73.7-128	%REC	219698	1	02/12/2016 13:13	NP
Surr: Dibromofluoromethane	91.2		0	73.7-128	%REC	219698	10	02/12/2016 15:45	NP
Surr: Toluene-d8	94.7		0	78.9-120	%REC	219698	1	02/12/2016 13:13	NP
Surr: Toluene-d8	94.4		0	78.9-120	%REC	219698	10	02/12/2016 15:45	NP

Qualifiers:

- * Value exceeds maximum contaminant level
- BRL Not detected at MDL
- H Holding times for preparation or analysis exceeded
- N Analyte not NELAC certified
- B Analyte detected in the associated method blank
- NC Not confirmed
- E Estimated value above quantitation range
- S Spike Recovery outside limits due to matrix
- J Estimated value detected below Reporting Limit
- > Greater than Result value
- < Less than Result value
- Narr See case narrative

Analytical Environmental Services, Inc **Date:** 18-Feb-16

Client:	EarthCon Consultants, Inc.	**Client Sample ID:**	B4-SPLP-11.5-12.5
Project Name:	AMC Dalton	**Collection Date:**	2/4/2016 4:45:00 PM
Lab ID:	1602656-007	**Matrix:**	Soil

Analyses	Result	Qual	MDL	Reporting Limit	Units	BatchID	DF	Date Analyzed	Analyst
SPLP (1312) VOLATILE ORGANICS	**SW1312/8260B**				**(SW5030B)**				
1,1,1-Trichloroethane	BRL		0.00067	0.0050	mg/L	219698	1	02/12/2016 13:42	NP
1,1-Dichloroethane	BRL		0.00091	0.0050	mg/L	219698	1	02/12/2016 13:42	NP
1,1-Dichloroethene	BRL		0.0015	0.0050	mg/L	219698	1	02/12/2016 13:42	NP
1,2-Dichloroethane	BRL		0.00079	0.0050	mg/L	219698	1	02/12/2016 13:42	NP
cis-1,2-Dichloroethene	BRL		0.00080	0.0050	mg/L	219698	1	02/12/2016 13:42	NP
Tetrachloroethene	0.37		0.0093	0.050	mg/L	219698	10	02/12/2016 16:14	NP
trans-1,2-Dichloroethene	BRL		0.00089	0.0050	mg/L	219698	1	02/12/2016 13:42	NP
Trichloroethene	BRL		0.00080	0.0050	mg/L	219698	1	02/12/2016 13:42	NP
Vinyl chloride	BRL		0.00074	0.0020	mg/L	219698	1	02/12/2016 13:42	NP
Surr: 4-Bromofluorobenzene	82.1		0	64-125	%REC	219698	1	02/12/2016 13:42	NP
Surr: 4-Bromofluorobenzene	78.4		0	64-125	%REC	219698	10	02/12/2016 16:14	NP
Surr: Dibromofluoromethane	88.3		0	73.7-128	%REC	219698	1	02/12/2016 13:42	NP
Surr: Dibromofluoromethane	92.3		0	73.7-128	%REC	219698	10	02/12/2016 16:14	NP
Surr: Toluene-d8	93.5		0	78.9-120	%REC	219698	1	02/12/2016 13:42	NP
Surr: Toluene-d8	94		0	78.9-120	%REC	219698	10	02/12/2016 16:14	NP

Qualifiers:

- * Value exceeds maximum contaminant level
- BRL Not detected at MDL
- H Holding times for preparation or analysis exceeded
- N Analyte not NELAC certified
- B Analyte detected in the associated method blank
- NC Not confirmed
- E Estimated value above quantitation range
- S Spike Recovery outside limits due to matrix
- J Estimated value detected below Reporting Limit
- > Greater than Result value
- < Less than Result value
- Narr See case narrative

Analytical Environmental Services, Inc **Date:** 18-Feb-16

Client:	EarthCon Consultants, Inc.	**Client Sample ID:**	B4-SPLP-25.5-27
Project Name:	AMC Dalton	**Collection Date:**	2/4/2016 5:05:00 PM
Lab ID:	1602656-008	**Matrix:**	Soil

Analyses	Result	Qual	MDL	Reporting Limit	Units	BatchID	DF	Date Analyzed	Analyst
SPLP (1312) VOLATILE ORGANICS SW1312/8260B				(SW5030B)					
1,1,1-Trichloroethane	BRL		0.00067	0.0050	mg/L	219698	1	02/12/2016 16:43	NP
1,1-Dichloroethane	BRL		0.00091	0.0050	mg/L	219698	1	02/12/2016 16:43	NP
1,1-Dichloroethene	BRL		0.0015	0.0050	mg/L	219698	1	02/12/2016 16:43	NP
1,2-Dichloroethane	BRL		0.00079	0.0050	mg/L	219698	1	02/12/2016 16:43	NP
cis-1,2-Dichloroethene	BRL		0.00080	0.0050	mg/L	219698	1	02/12/2016 16:43	NP
Tetrachloroethene	0.012		0.00093	0.0050	mg/L	219698	1	02/12/2016 16:43	NP
trans-1,2-Dichloroethene	BRL		0.00089	0.0050	mg/L	219698	1	02/12/2016 16:43	NP
Trichloroethene	BRL		0.00080	0.0050	mg/L	219698	1	02/12/2016 16:43	NP
Vinyl chloride	BRL		0.00074	0.0020	mg/L	219698	1	02/12/2016 16:43	NP
Surr: 4-Bromofluorobenzene	82.7		0	64-125	%REC	219698	1	02/12/2016 16:43	NP
Surr: Dibromofluoromethane	86.7		0	73.7-128	%REC	219698	1	02/12/2016 16:43	NP
Surr: Toluene-d8	91		0	78.9-120	%REC	219698	1	02/12/2016 16:43	NP

Qualifiers:

- * Value exceeds maximum contaminant level
- BRL Not detected at MDL
- H Holding times for preparation or analysis exceeded
- N Analyte not NELAC certified
- B Analyte detected in the associated method blank
- NC Not confirmed
- E Estimated value above quantitation range
- S Spike Recovery outside limits due to matrix
- J Estimated value detected below Reporting Limit
- > Greater than Result value
- < Less than Result value
- Narr See case narrative

Analytical Environmental Services, Inc **Date:** 18-Feb-16

Client:	EarthCon Consultants, Inc.	**Client Sample ID:**	B5-SPLP-29.5-31
Project Name:	AMC Dalton	**Collection Date:**	2/4/2016 5:30:00 PM
Lab ID:	1602656-009	**Matrix:**	Soil

Analyses	Result	Qual	MDL	Reporting Limit	Units	BatchID	DF	Date Analyzed	Analyst
SPLP (1312) VOLATILE ORGANICS	**SW1312/8260B**				**(SW5030B)**				
1,1,1-Trichloroethane	BRL		0.00067	0.0050	mg/L	219698	1	02/12/2016 17:12	NP
1,1-Dichloroethane	BRL		0.00091	0.0050	mg/L	219698	1	02/12/2016 17:12	NP
1,1-Dichloroethene	BRL		0.0015	0.0050	mg/L	219698	1	02/12/2016 17:12	NP
1,2-Dichloroethane	BRL		0.00079	0.0050	mg/L	219698	1	02/12/2016 17:12	NP
cis-1,2-Dichloroethene	BRL		0.00080	0.0050	mg/L	219698	1	02/12/2016 17:12	NP
Tetrachloroethene	0.0089		0.00093	0.0050	mg/L	219698	1	02/12/2016 17:12	NP
trans-1,2-Dichloroethene	BRL		0.00089	0.0050	mg/L	219698	1	02/12/2016 17:12	NP
Trichloroethene	BRL		0.00080	0.0050	mg/L	219698	1	02/12/2016 17:12	NP
Vinyl chloride	BRL		0.00074	0.0020	mg/L	219698	1	02/12/2016 17:12	NP
Surr: 4-Bromofluorobenzene	78.3		0	64-125	%REC	219698	1	02/12/2016 17:12	NP
Surr: Dibromofluoromethane	88.5		0	73.7-128	%REC	219698	1	02/12/2016 17:12	NP
Surr: Toluene-d8	99.9		0	78.9-120	%REC	219698	1	02/12/2016 17:12	NP

Qualifiers:

- * Value exceeds maximum contaminant level
- BRL Not detected at MDL
- H Holding times for preparation or analysis exceeded
- N Analyte not NELAC certified
- B Analyte detected in the associated method blank
- NC Not confirmed
- E Estimated value above quantitation range
- S Spike Recovery outside limits due to matrix
- J Estimated value detected below Reporting Limit
- > Greater than Result value
- < Less than Result value
- Narr See case narrative

Analytical Environmental Services, Inc **Date:** 18-Feb-16

Client:	EarthCon Consultants, Inc.	**Client Sample ID:**	B6-SPLP-24-25
Project Name:	AMC Dalton	**Collection Date:**	2/4/2016 5:55:00 PM
Lab ID:	1602656-010	**Matrix:**	Soil

Analyses	Result	Qual	MDL	Reporting Limit	Units	BatchID	DF	Date Analyzed	Analyst
SPLP (1312) VOLATILE ORGANICS	**SW1312/8260B**				**(SW5030B)**				
1,1,1-Trichloroethane	BRL		0.00067	0.0050	mg/L	219973	1	02/17/2016 11:22	NP
1,1-Dichloroethane	BRL		0.00091	0.0050	mg/L	219973	1	02/17/2016 11:22	NP
1,1-Dichloroethene	BRL		0.0015	0.0050	mg/L	219973	1	02/17/2016 11:22	NP
1,2-Dichloroethane	BRL		0.00079	0.0050	mg/L	219973	1	02/17/2016 11:22	NP
cis-1,2-Dichloroethene	BRL		0.00080	0.0050	mg/L	219973	1	02/17/2016 11:22	NP
Tetrachloroethene	0.015		0.00093	0.0050	mg/L	219973	1	02/17/2016 11:22	NP
trans-1,2-Dichloroethene	BRL		0.00089	0.0050	mg/L	219973	1	02/17/2016 11:22	NP
Trichloroethene	BRL		0.00080	0.0050	mg/L	219973	1	02/17/2016 11:22	NP
Vinyl chloride	BRL		0.00074	0.0020	mg/L	219973	1	02/17/2016 11:22	NP
Surr: 4-Bromofluorobenzene	88.1		0	64-125	%REC	219973	1	02/17/2016 11:22	NP
Surr: Dibromofluoromethane	121		0	73.7-128	%REC	219973	1	02/17/2016 11:22	NP
Surr: Toluene-d8	98.3		0	78.9-120	%REC	219973	1	02/17/2016 11:22	NP

Qualifiers:

- * Value exceeds maximum contaminant level
- BRL Not detected at MDL
- H Holding times for preparation or analysis exceeded
- N Analyte not NELAC certified
- B Analyte detected in the associated method blank
- NC Not confirmed
- E Estimated value above quantitation range
- S Spike Recovery outside limits due to matrix
- J Estimated value detected below Reporting Limit
- > Greater than Result value
- < Less than Result value
- Narr See case narrative

Analytical Environmental Services, Inc **Date:** 18-Feb-16

Client:	EarthCon Consultants, Inc.	**Client Sample ID:**	B8-SPLP-20-21.5
Project Name:	AMC Dalton	**Collection Date:**	2/5/2016 10:10:00 AM
Lab ID:	1602656-011	**Matrix:**	Soil

Analyses	Result	Qual	MDL	Reporting Limit	Units	BatchID	DF	Date Analyzed	Analyst
SPLP (1312) VOLATILE ORGANICS	**SW1312/8260B**				**(SW5030B)**				
1,1,1-Trichloroethane	BRL		0.00067	0.0050	mg/L	219973	1	02/17/2016 11:47	NP
1,1-Dichloroethane	BRL		0.00091	0.0050	mg/L	219973	1	02/17/2016 11:47	NP
1,1-Dichloroethene	BRL		0.0015	0.0050	mg/L	219973	1	02/17/2016 11:47	NP
1,2-Dichloroethane	BRL		0.00079	0.0050	mg/L	219973	1	02/17/2016 11:47	NP
cis-1,2-Dichloroethene	BRL		0.00080	0.0050	mg/L	219973	1	02/17/2016 11:47	NP
Tetrachloroethene	0.0041	J	0.00093	0.0050	mg/L	219973	1	02/17/2016 11:47	NP
trans-1,2-Dichloroethene	BRL		0.00089	0.0050	mg/L	219973	1	02/17/2016 11:47	NP
Trichloroethene	BRL		0.00080	0.0050	mg/L	219973	1	02/17/2016 11:47	NP
Vinyl chloride	BRL		0.00074	0.0020	mg/L	219973	1	02/17/2016 11:47	NP
Surr: 4-Bromofluorobenzene	89.1		0	64-125	%REC	219973	1	02/17/2016 11:47	NP
Surr: Dibromofluoromethane	118		0	73.7-128	%REC	219973	1	02/17/2016 11:47	NP
Surr: Toluene-d8	106		0	78.9-120	%REC	219973	1	02/17/2016 11:47	NP

Qualifiers:

- * Value exceeds maximum contaminant level
- BRL Not detected at MDL
- H Holding times for preparation or analysis exceeded
- N Analyte not NELAC certified
- B Analyte detected in the associated method blank
- NC Not confirmed
- E Estimated value above quantitation range
- S Spike Recovery outside limits due to matrix
- J Estimated value detected below Reporting Limit
- > Greater than Result value
- < Less than Result value
- Narr See case narrative

Analytical Environmental Services, Inc **Date:** 18-Feb-16

Client:	EarthCon Consultants, Inc.	**Client Sample ID:**	B8-SPLP-31-32.5
Project Name:	AMC Dalton	**Collection Date:**	2/5/2016 10:15:00 AM
Lab ID:	1602656-012	**Matrix:**	Soil

Analyses	Result	Qual	MDL	Reporting Limit	Units	BatchID	DF	Date Analyzed	Analyst
SPLP (1312) VOLATILE ORGANICS	**SW1312/8260B**				**(SW5030B)**				
1,1,1-Trichloroethane	BRL		0.00067	0.0050	mg/L	219973	1	02/17/2016 12:12	NP
1,1-Dichloroethane	BRL		0.00091	0.0050	mg/L	219973	1	02/17/2016 12:12	NP
1,1-Dichloroethene	BRL		0.0015	0.0050	mg/L	219973	1	02/17/2016 12:12	NP
1,2-Dichloroethane	BRL		0.00079	0.0050	mg/L	219973	1	02/17/2016 12:12	NP
cis-1,2-Dichloroethene	BRL		0.00080	0.0050	mg/L	219973	1	02/17/2016 12:12	NP
Tetrachloroethene	0.0032	J	0.00093	0.0050	mg/L	219973	1	02/17/2016 12:12	NP
trans-1,2-Dichloroethene	BRL		0.00089	0.0050	mg/L	219973	1	02/17/2016 12:12	NP
Trichloroethene	BRL		0.00080	0.0050	mg/L	219973	1	02/17/2016 12:12	NP
Vinyl chloride	BRL		0.00074	0.0020	mg/L	219973	1	02/17/2016 12:12	NP
Surr: 4-Bromofluorobenzene	90.5		0	64-125	%REC	219973	1	02/17/2016 12:12	NP
Surr: Dibromofluoromethane	113		0	73.7-128	%REC	219973	1	02/17/2016 12:12	NP
Surr: Toluene-d8	95.2		0	78.9-120	%REC	219973	1	02/17/2016 12:12	NP

Qualifiers:

- * Value exceeds maximum contaminant level
- BRL Not detected at MDL
- H Holding times for preparation or analysis exceeded
- N Analyte not NELAC certified
- B Analyte detected in the associated method blank
- NC Not confirmed
- E Estimated value above quantitation range
- S Spike Recovery outside limits due to matrix
- J Estimated value detected below Reporting Limit
- > Greater than Result value
- < Less than Result value
- Narr See case narrative

Analytical Environmental Services, Inc **Date:** 18-Feb-16

Client:	EarthCon Consultants, Inc.	**Client Sample ID:**	B9-SPLP-13-14
Project Name:	AMC Dalton	**Collection Date:**	2/5/2016 11:10:00 AM
Lab ID:	1602656-013	**Matrix:**	Soil

Analyses	Result	Qual	MDL	Reporting Limit	Units	BatchID	DF	Date Analyzed	Analyst
SPLP (1312) VOLATILE ORGANICS	**SW1312/8260B**				**(SW5030B)**				
1,1,1-Trichloroethane	BRL		0.00067	0.0050	mg/L	219973	1	02/17/2016 12:38	NP
1,1-Dichloroethane	BRL		0.00091	0.0050	mg/L	219973	1	02/17/2016 12:38	NP
1,1-Dichloroethene	BRL		0.0015	0.0050	mg/L	219973	1	02/17/2016 12:38	NP
1,2-Dichloroethane	BRL		0.00079	0.0050	mg/L	219973	1	02/17/2016 12:38	NP
cis-1,2-Dichloroethene	BRL		0.00080	0.0050	mg/L	219973	1	02/17/2016 12:38	NP
Tetrachloroethene	BRL		0.00093	0.0050	mg/L	219973	1	02/17/2016 12:38	NP
trans-1,2-Dichloroethene	BRL		0.00089	0.0050	mg/L	219973	1	02/17/2016 12:38	NP
Trichloroethene	BRL		0.00080	0.0050	mg/L	219973	1	02/17/2016 12:38	NP
Vinyl chloride	BRL		0.00074	0.0020	mg/L	219973	1	02/17/2016 12:38	NP
Surr: 4-Bromofluorobenzene	90.4		0	64-125	%REC	219973	1	02/17/2016 12:38	NP
Surr: Dibromofluoromethane	110		0	73.7-128	%REC	219973	1	02/17/2016 12:38	NP
Surr: Toluene-d8	108		0	78.9-120	%REC	219973	1	02/17/2016 12:38	NP

Qualifiers:

- * Value exceeds maximum contaminant level
- BRL Not detected at MDL
- H Holding times for preparation or analysis exceeded
- N Analyte not NELAC certified
- B Analyte detected in the associated method blank
- NC Not confirmed
- E Estimated value above quantitation range
- S Spike Recovery outside limits due to matrix
- J Estimated value detected below Reporting Limit
- > Greater than Result value
- < Less than Result value
- Narr See case narrative

Analytical Environmental Services, Inc **Date:** 18-Feb-16

Client:	EarthCon Consultants, Inc.	**Client Sample ID:**	B9-SPLP-18-19
Project Name:	AMC Dalton	**Collection Date:**	2/5/2016 11:15:00 AM
Lab ID:	1602656-014	**Matrix:**	Soil

Analyses	Result	Qual	MDL	Reporting Limit	Units	BatchID	DF	Date Analyzed	Analyst
SPLP (1312) VOLATILE ORGANICS	**SW1312/8260B**				**(SW5030B)**				
1,1,1-Trichloroethane	BRL		0.00067	0.0050	mg/L	219973	1	02/17/2016 13:04	NP
1,1-Dichloroethane	BRL		0.00091	0.0050	mg/L	219973	1	02/17/2016 13:04	NP
1,1-Dichloroethene	BRL		0.0015	0.0050	mg/L	219973	1	02/17/2016 13:04	NP
1,2-Dichloroethane	BRL		0.00079	0.0050	mg/L	219973	1	02/17/2016 13:04	NP
cis-1,2-Dichloroethene	BRL		0.00080	0.0050	mg/L	219973	1	02/17/2016 13:04	NP
Tetrachloroethene	BRL		0.00093	0.0050	mg/L	219973	1	02/17/2016 13:04	NP
trans-1,2-Dichloroethene	BRL		0.00089	0.0050	mg/L	219973	1	02/17/2016 13:04	NP
Trichloroethene	BRL		0.00080	0.0050	mg/L	219973	1	02/17/2016 13:04	NP
Vinyl chloride	BRL		0.00074	0.0020	mg/L	219973	1	02/17/2016 13:04	NP
Surr: 4-Bromofluorobenzene	87.1		0	64-125	%REC	219973	1	02/17/2016 13:04	NP
Surr: Dibromofluoromethane	110		0	73.7-128	%REC	219973	1	02/17/2016 13:04	NP
Surr: Toluene-d8	110		0	78.9-120	%REC	219973	1	02/17/2016 13:04	NP

Qualifiers:

- * Value exceeds maximum contaminant level
- BRL Not detected at MDL
- H Holding times for preparation or analysis exceeded
- N Analyte not NELAC certified
- B Analyte detected in the associated method blank
- NC Not confirmed
- E Estimated value above quantitation range
- S Spike Recovery outside limits due to matrix
- J Estimated value detected below Reporting Limit
- > Greater than Result value
- < Less than Result value
- Narr See case narrative

Analytical Environmental Services, Inc **Date:** 18-Feb-16

Client:	EarthCon Consultants, Inc.	**Client Sample ID:**	B9-SPLP-25-26
Project Name:	AMC Dalton	**Collection Date:**	2/5/2016 11:20:00 AM
Lab ID:	1602656-015	**Matrix:**	Soil

Analyses	Result	Qual	MDL	Reporting Limit	Units	BatchID	DF	Date Analyzed	Analyst
SPLP (1312) VOLATILE ORGANICS SW1312/8260B				(SW5030B)					
1,1,1-Trichloroethane	BRL		0.00067	0.0050	mg/L	219973	1	02/17/2016 13:29	NP
1,1-Dichloroethane	BRL		0.00091	0.0050	mg/L	219973	1	02/17/2016 13:29	NP
1,1-Dichloroethene	BRL		0.0015	0.0050	mg/L	219973	1	02/17/2016 13:29	NP
1,2-Dichloroethane	BRL		0.00079	0.0050	mg/L	219973	1	02/17/2016 13:29	NP
cis-1,2-Dichloroethene	BRL		0.00080	0.0050	mg/L	219973	1	02/17/2016 13:29	NP
Tetrachloroethene	BRL		0.00093	0.0050	mg/L	219973	1	02/17/2016 13:29	NP
trans-1,2-Dichloroethene	BRL		0.00089	0.0050	mg/L	219973	1	02/17/2016 13:29	NP
Trichloroethene	BRL		0.00080	0.0050	mg/L	219973	1	02/17/2016 13:29	NP
Vinyl chloride	BRL		0.00074	0.0020	mg/L	219973	1	02/17/2016 13:29	NP
Surr: 4-Bromofluorobenzene	77.9		0	64-125	%REC	219973	1	02/17/2016 13:29	NP
Surr: Dibromofluoromethane	111		0	73.7-128	%REC	219973	1	02/17/2016 13:29	NP
Surr: Toluene-d8	104		0	78.9-120	%REC	219973	1	02/17/2016 13:29	NP

Qualifiers:

- * Value exceeds maximum contaminant level
- BRL Not detected at MDL
- H Holding times for preparation or analysis exceeded
- N Analyte not NELAC certified
- B Analyte detected in the associated method blank
- NC Not confirmed
- E Estimated value above quantitation range
- S Spike Recovery outside limits due to matrix
- J Estimated value detected below Reporting Limit
- > Greater than Result value
- < Less than Result value
- Narr See case narrative

Analytical Environmental Services, Inc.

Sample/Cooler Receipt Checklist

Client Earth Co Work Order Number 1002656

Checklist completed by [signature] 2/5/10
Signature Date

Carrier name: FedEx __ UPS __ Courier __ Client ✓ US Mail __ Other _____

Shipping container/cooler in good condition?	Yes ✓	No __	Not Present __
Custody seals intact on shipping container/cooler?	Yes __	No __	Not Present ✓
Custody seals intact on sample bottles?	Yes __	No __	Not Present ✓
Container/Temp Blank temperature in compliance? (0°≤6°C)*	Yes ✓	No __	

Cooler #1 3.1° Cooler #2 _____ Cooler #3 _____ Cooler #4 _____ Cooler#5 _____ Cooler #6 _____

Chain of custody present?	Yes ✓	No __
Chain of custody signed when relinquished and received?	Yes ✓	No __
Chain of custody agrees with sample labels?	Yes ✓	No __
Samples in proper container/bottle?	Yes ✓	No __
Sample containers intact?	Yes ✓	No __
Sufficient sample volume for indicated test?	Yes ✓	No __
All samples received within holding time?	Yes ✓	No __
Was TAT marked on the COC?	Yes ✓	No __
Proceed with Standard TAT as per project history?	Yes __	No __ Not Applicable ✓
Water - VOA vials have zero headspace?	No VOA vials submitted ✓	Yes __ No __
Water - pH acceptable upon receipt?	Yes __	No __ Not Applicable ✓

Adjusted? _____ Checked by _____

Sample Condition: Good ✓ Other(Explain) _____

(For diffusive samples or AIHA lead) Is a known blank included? Yes __ No ✓

See Case Narrative for resolution of the Non-Conformance.

* Samples do not have to comply with the given range for certain parameters.

\\Aes_server\I\Sample Receipt\My Documents\COCs and pH Adjustment Sheet\Sample_Cooler_Recipt_Checklist_Rev1.rtf

Client: EarthCon Consultants, Inc.
Project Name: AMC Dalton
Workorder: 1602656

ANALYTICAL QC SUMMARY REPORT

BatchID: 219698

Sample ID: MB-219698	Client ID:		Units: mg/L	Prep Date: 02/11/2016	Run No: 310215
SampleType: MBLK	TestCode: SPLP (1312) VOLATILE ORGANICS SW1312/8260B		BatchID: 219698	Analysis Date: 02/11/2016	Seq No: 6662494

Analyte	Result	RPT Limit	SPK value	SPK Ref Val	%REC	Low Limit	High Limit	RPD Ref Val	%RPD	RPD Limit	Qual
1,1,1-Trichloroethane	BRL	0.0050									
1,1-Dichloroethane	BRL	0.0050									
1,1-Dichloroethene	BRL	0.0050									
1,2-Dichloroethane	BRL	0.0050									
cis-1,2-Dichloroethene	BRL	0.0050									
Tetrachloroethene	BRL	0.0050									
trans-1,2-Dichloroethene	BRL	0.0050									
Trichloroethene	BRL	0.0050									
Vinyl chloride	BRL	0.0020									
Surr: 4-Bromofluorobenzene	0.05107	0	50.00		102	64	125				
Surr: Dibromofluoromethane	0.05128	0	50.00		103	73.7	128				
Surr: Toluene-d8	0.05585	0	50.00		112	78.9	120				

Sample ID: LCS-219698	Client ID:		Units: mg/L	Prep Date: 02/11/2016	Run No: 310215
SampleType: LCS	TestCode: SPLP (1312) VOLATILE ORGANICS SW1312/8260B		BatchID: 219698	Analysis Date: 02/11/2016	Seq No: 6662342

Analyte	Result	RPT Limit	SPK value	SPK Ref Val	%REC	Low Limit	High Limit	RPD Ref Val	%RPD	RPD Limit	Qual
1,1-Dichloroethene	0.05366	0.0050	50.00		107	58	134				
Trichloroethene	0.05035	0.0050	50.00		101	77.1	129				
Surr: 4-Bromofluorobenzene	0.05054	0	50.00		101	64	125				
Surr: Dibromofluoromethane	0.04931	0	50.00		98.6	73.7	128				
Surr: Toluene-d8	0.04827	0	50.00		96.5	78.9	120				

Sample ID: 1602656-001AMS	Client ID: B2-SPLP-11-12		Units: mg/L	Prep Date: 02/11/2016	Run No: 310215
SampleType: MS	TestCode: SPLP (1312) VOLATILE ORGANICS SW1312/8260B		BatchID: 219698	Analysis Date: 02/11/2016	Seq No: 6662967

Analyte	Result	RPT Limit	SPK value	SPK Ref Val	%REC	Low Limit	High Limit	RPD Ref Val	%RPD	RPD Limit	Qual
1,1-Dichloroethene	0.05876	0.0050	50.00		118	62.5	139				

Qualifiers:

>	Greater than Result value	<	Less than Result value	B	Analyte detected in the associated method blank
BRL	Below reporting limit	E	Estimated (value above quantitation range)	H	Holding times for preparation or analysis exceeded
J	Estimated value detected below Reporting Limit	N	Analyte not NELAC certified	R	RPD outside limits due to matrix
Rpt Lim	Reporting Limit	S	Spike Recovery outside limits due to matrix		

Client: EarthCon Consultants, Inc.
Project Name: AMC Dalton
Workorder: 1602656

ANALYTICAL QC SUMMARY REPORT

BatchID: 219698

Sample ID: 1602656-001AMS	Client ID: B2-SPLP-11-12			Units: mg/L	Prep Date: 02/11/2016	Run No: 310215
SampleType: MS	TestCode: SPLP (1312) VOLATILE ORGANICS SW1312/8260B			BatchID: 219698	Analysis Date: 02/11/2016	Seq No: 6662967

Analyte	Result	RPT Limit	SPK value	SPK Ref Val	%REC	Low Limit	High Limit	RPD Ref Val	%RPD	RPD Limit	Qual
Trichloroethene	0.05661	0.0050	50.00		113	75.3	137				
Surr: 4-Bromofluorobenzene	0.04747	0	50.00		94.9	64	125				
Surr: Dibromofluoromethane	0.04899	0	50.00		98.0	73.7	128				
Surr: Toluene-d8	0.04759	0	50.00		95.2	78.9	120				

Sample ID: 1602656-001AMSD	Client ID: B2-SPLP-11-12			Units: mg/L	Prep Date: 02/11/2016	Run No: 310215
SampleType: MSD	TestCode: SPLP (1312) VOLATILE ORGANICS SW1312/8260B			BatchID: 219698	Analysis Date: 02/11/2016	Seq No: 6662968

Analyte	Result	RPT Limit	SPK value	SPK Ref Val	%REC	Low Limit	High Limit	RPD Ref Val	%RPD	RPD Limit	Qual
1,1-Dichloroethene	0.06698	0.0050	50.00		134	62.5	139	58.76	13.1	21.8	
Trichloroethene	0.05213	0.0050	50.00		104	75.3	137	56.61	8.24	18	
Surr: 4-Bromofluorobenzene	0.04855	0	50.00		97.1	64	125	47.47	0	0	
Surr: Dibromofluoromethane	0.05157	0	50.00		103	73.7	128	48.99	0	0	
Surr: Toluene-d8	0.05014	0	50.00		100	78.9	120	47.59	0	0	

Client: EarthCon Consultants, Inc.
Project Name: AMC Dalton
Workorder: 1602656

ANALYTICAL QC SUMMARY REPORT

BatchID: 219973

Sample ID: MB-219973	Client ID:		Units: mg/L	Prep Date: 02/17/2016	Run No: 310636
SampleType: MBLK	TestCode: SPLP (1312) VOLATILE ORGANICS SW1312/8260B		BatchID: 219973	Analysis Date: 02/17/2016	Seq No: 6672184

Analyte	Result	RPT Limit	SPK value	SPK Ref Val	%REC	Low Limit	High Limit	RPD Ref Val	%RPD	RPD Limit	Qual
1,1,1-Trichloroethane	BRL	0.0050									
1,1-Dichloroethane	BRL	0.0050									
1,1-Dichloroethene	BRL	0.0050									
1,2-Dichloroethane	BRL	0.0050									
cis-1,2-Dichloroethene	BRL	0.0050									
Tetrachloroethene	BRL	0.0050									
trans-1,2-Dichloroethene	BRL	0.0050									
Trichloroethene	BRL	0.0050									
Vinyl chloride	BRL	0.0020									
Surr: 4-Bromofluorobenzene	0.04155	0	50.00		83.1	64	125				
Surr: Dibromofluoromethane	0.05759	0	50.00		115	73.7	128				
Surr: Toluene-d8	0.04633	0	50.00		92.7	78.9	120				

Sample ID: LCS-219973	Client ID:		Units: mg/L	Prep Date: 02/17/2016	Run No: 310636
SampleType: LCS	TestCode: SPLP (1312) VOLATILE ORGANICS SW1312/8260B		BatchID: 219973	Analysis Date: 02/17/2016	Seq No: 6672183

Analyte	Result	RPT Limit	SPK value	SPK Ref Val	%REC	Low Limit	High Limit	RPD Ref Val	%RPD	RPD Limit	Qual
1,1-Dichloroethene	0.06226	0.0050	50.00		125	58	134				
Trichloroethene	0.04524	0.0050	50.00		90.5	77.1	129				
Surr: 4-Bromofluorobenzene	0.04314	0	50.00		86.3	64	125				
Surr: Dibromofluoromethane	0.04901	0	50.00		98.0	73.7	128				
Surr: Toluene-d8	0.04739	0	50.00		94.8	78.9	120				

Sample ID: 1602656-013AMS	Client ID: B9-SPLP-13-14		Units: mg/L	Prep Date: 02/17/2016	Run No: 310683
SampleType: MS	TestCode: SPLP (1312) VOLATILE ORGANICS SW1312/8260B		BatchID: 219973	Analysis Date: 02/17/2016	Seq No: 6673317

Analyte	Result	RPT Limit	SPK value	SPK Ref Val	%REC	Low Limit	High Limit	RPD Ref Val	%RPD	RPD Limit	Qual
1,1-Dichloroethene	0.06785	0.0050	50.00		136	62.5	139				

Qualifiers:

>	Greater than Result value	<	Less than Result value	B	Analyte detected in the associated method blank
BRL	Below reporting limit	E	Estimated (value above quantitation range)	H	Holding times for preparation or analysis exceeded
J	Estimated value detected below Reporting Limit	N	Analyte not NELAC certified	R	RPD outside limits due to matrix
Rpt Lim	Reporting Limit	S	Spike Recovery outside limits due to matrix		

Client: EarthCon Consultants, Inc.
Project Name: AMC Dalton
Workorder: 1602656

ANALYTICAL QC SUMMARY REPORT

BatchID: 219973

Sample ID: 1602656-013AMS	Client ID: B9-SPLP-13-14				Units: mg/L		Prep Date: 02/17/2016		Run No: 310683	
SampleType: MS	TestCode: SPLP (1312) VOLATILE ORGANICS SW1312/8260B				BatchID: 219973		Analysis Date: 02/17/2016		Seq No: 6673317	
Analyte	Result	RPT Limit	SPK value	SPK Ref Val	%REC	Low Limit	High Limit	RPD Ref Val	%RPD	RPD Limit Qual
Trichloroethene	0.05337	0.0050	50.00		107	75.3	137			
Surr: 4-Bromofluorobenzene	0.04819	0	50.00		96.4	64	125			
Surr: Dibromofluoromethane	0.05634	0	50.00		113	73.7	128			
Surr: Toluene-d8	0.05235	0	50.00		105	78.9	120			

Sample ID: 1602656-013AMSD	Client ID: B9-SPLP-13-14				Units: mg/L		Prep Date: 02/17/2016		Run No: 310683	
SampleType: MSD	TestCode: SPLP (1312) VOLATILE ORGANICS SW1312/8260B				BatchID: 219973		Analysis Date: 02/18/2016		Seq No: 6673318	
Analyte	Result	RPT Limit	SPK value	SPK Ref Val	%REC	Low Limit	High Limit	RPD Ref Val	%RPD	RPD Limit Qual
1,1-Dichloroethene	0.06545	0.0050	50.00		131	62.5	139	67.85	3.60	21.8
Trichloroethene	0.05397	0.0050	50.00		108	75.3	137	53.37	1.12	18
Surr: 4-Bromofluorobenzene	0.04624	0	50.00		92.5	64	125	48.19	0	0
Surr: Dibromofluoromethane	0.05088	0	50.00		102	73.7	128	56.34	0	0
Surr: Toluene-d8	0.05263	0	50.00		105	78.9	120	52.35	0	0

Qualifiers:

>	Greater than Result value	<	Less than Result value	B	Analyte detected in the associated method blank
BRL	Below reporting limit	E	Estimated (value above quantitation range)	H	Holding times for preparation or analysis exceeded
J	Estimated value detected below Reporting Limit	N	Analyte not NELAC certified	R	RPD outside limits due to matrix
Rpt Lim	Reporting Limit	S	Spike Recovery outside limits due to matrix		