1050 Crown Pointe Parkway
Suite 550
Atlanta, Georgia 30338

(404) 315-9113 *Telephone*
(404) 315-8509 *Fax*

Justin Vickery, P.G.
Associate

(678) 336-8538 *Direct Line*
jvickery@envplanning.com

June 1, 2015

Mr. Derrick Williams
Manager, Response and Remediation Program
Land Protection Branch
Georgia Environmental Protection Division
2 Martin Luther King Jr. Drive, SE
Suite 1054 East Floyd Tower
Atlanta, GA 30334

Re: Voluntary Remediation Program Progress Report
Rheem Manufacturing Company
138 Roberson Mill Road
Milledgeville, Georgia

Dear Mr. Williams:

Please find attached one paper copies and two electronic copies of the above-referenced report.

If you have any questions, please call.

Sincerely,

Justin Vickery, P.G.
Associate

Attachment: Voluntary Remediation Program Progress Report

Prepared for:

RHEEM MANUFACTURING COMPANY
138 Roberson Mill Road N.W.
Milledgeville, GA 31061

VOLUNTARY REMEDIATION PROGRAM PROGRESS REPORT
Rheem Manufacturing Company
Milledgeville, Georgia

Prepared by:

EPS

1050 Crown Pointe Parkway, Suite 550
Atlanta, Georgia 30338
Tel: 404-315-9113

May 2015

VOLUNTARY REMEDIATION PROGRAM PROGRESS REPORT

RHEEM MANUFACTURING COMPANY
MILLEDGEVILLE, GEORGIA

Prepared For:

RHEEM MANUFACTURING COMPANY
138 Roberson Mill Road N.W.
Milledgeville, GA 31061

Prepared By:

EPS
1050 Crown Pointe Parkway, Suite 550
Atlanta, GA 30338
Tel: 404-315-9113

Justin Vickery, P.G.

May 2015

EPS

VOLUNTARY REMEDIATION PROGRAM PROGRESS REPORT
Rheem Manufacturing Company
Milledgeville, Georgia

May 2015

TABLE OF CONTENTS

1 INTRODUCTION 1

1.1 Summary 1
1.2 Background 1

2 VRP PROJECT MANAGEMENT 2

2.1 Professional Geologist Oversight 2
2.2 Milestone Schedule 2
2.3 Conceptual Site Model 2

3 RECENTLY COMPLETED ACTIVITIES 3

3.1 Overview 3
3.2 Assessment and Sampling 3
3.2.1 On-Property Groundwater Assessment 3
3.2.1.1 Monitoring Well Installation 3
3.2.1.2 February 2015 Monitoring Well Sampling and Results 4
3.2.1.3 April 2015 Monitoring Well Sampling and Results 4
3.2.2 Off-Property Groundwater Monitoring 5
3.2.3 On-Property Vapor Intrusion Sampling 5
3.2.3.1 Previous Sampling 5
3.2.3.2 Indoor Air Sampling 5
3.3 Remediation 7
3.3.1 Groundwater Remedial Action 7
3.3.1.1 ART System Assessment 7
3.3.1.2 Groundwater Pump-and-Treat System 11
3.3.2 Soil (Vadose Zone) Remedial Action 11
3.3.3 On-Property Sub-Slab Depressurization System Installation 11
3.3.4 TCE Release Area Groundwater Biotreatability Study 12

4 PLANNED ACTIVITIES FOR NEXT REPORTING PERIOD 13

4.1 On-Property Activities 13
4.1.1 On-Property Groundwater Pump-and-Treat System Operation 13
4.1.2 Property Line ART System Operation 13
4.1.3 Soil SVE System Operation 13
4.1.4 On-Property Sub-Slab Depressurization System Installation 13
4.1.5 TCE Release Area Groundwater Bioremediation 14

LIST OF FIGURES

Figure 1 Property Vicinity Topographic Map
Figure 2A Property Plan
Figure 2B Property Vicinity Plan
Figure 3A Groundwater Sampling Results in TCE Release Area Well Clusters (February 2015)
Figure 3B Groundwater Sampling Results in TCE Release Area Well Clusters (April 2015)
Figure 4 Potentiometric Surface Map for Off-Property Wells (March 2015)
Figure 5 Groundwater Sampling Results for Off-Property Wells (March 2015)
Figure 6A Indoor Air Sampling (August 2014)
Figure 6B Indoor Air Sampling (November 2014)
Figure 7 Property Line Plan
Figure 8 As Built SVE System Layout (April 2015)
Figure 9 As Built Vapor Mitigation System Layout (April 2015)

LIST OF TABLES

Table 1 Well Construction Details
Table 2 Groundwater Sampling Results – TCE Release Area Monitoring Well Clusters
Table 3 Groundwater Elevation Summary – Off-Property Monitoring Wells
Table 4 Groundwater Sampling Results – Off-Property Monitoring Wells
Table 5 Indoor Air Sampling Results
Table 6 ART System Pilot Test Groundwater Monitoring Results
Table 7 Hydraulic Fracture SVE Well Installation Summary
Table 8 SVE System - Total TCE Extraction

LIST OF APPENDICES

Appendix A Professional Geologist Summary of Hours
Appendix B Milestone Schedule
Appendix C Boring Logs and Well Construction Information
Appendix D Monitoring Well Development and Purge Logs
Appendix E Laboratory Analytical Reports
Appendix F Biotreatability Microcosm Study

EPS

VOLUNTARY REMEDIATION PROGRAM PROGRESS REPORT
Rheem Manufacturing Company
Milledgeville, Georgia

GROUNDWATER SCIENTIST STATEMENT

I certify that I am a qualified ground water scientist who has received a baccalaureate or post-graduate degree in the natural sciences or engineering, and have sufficient training and experience in ground water hydrology and related fields, as demonstrated by state registration and completion of accredited university courses, that enable me to make sound professional judgments regarding groundwater monitoring and contaminant fate and transport. I further certify that this Progress Report was prepared by me or by a subordinate working under my direction.

Certified by: _____ Date: 6-1-15

Justin D. Vickery, P.G.
Associate
No. 1745

1 INTRODUCTION

1.1 Summary

This Voluntary Remediation Program (VRP) Progress Report is submitted on behalf of Rheem Manufacturing Company (Rheem) for the former Rheem manufacturing facility (Facility) located at 138 Roberson Mill Road in Milledgeville, Georgia (Property). The purpose of this Progress Report is to describe the activities conducted during the current reporting period (November 2014 through April 2015) and to discuss planned activities for the next reporting period. Specifically, this Progress Report includes: (i) an update on the activities completed during this reporting period, (ii) a discussion of the milestone schedule for planned activities, and (iii) a discussion of the effectiveness of ongoing remedial actions.

1.2 Background

The Facility was used for the manufacturing of domestic air conditioning units and furnaces from 1978 until it ceased operations in 2009. The Property is comprised of 41.12 acres and is primarily improved with a vacant manufacturing and office building, and an asphalt-paved parking lot. It is fenced and has full time security. The topographic map of the surrounding area is shown on Figure 1 (all figures are included in the Figures Attachment). An aerial photograph of the Property is included as Figure 2A, and an aerial photograph of the Property and surrounding area is included as Figure 2B.

In September 1988, a release of reclaimed trichloroethene (TCE) was discovered by Rheem and reported to the Georgia Environmental Protection Division (GAEPD). The release occurred in the tank farm area from underground piping connecting two aboveground TCE storage tanks (TCE ASTs) to a parts washer inside the Facility. The quantity and duration of the TCE release are unknown. A groundwater recovery system, which is still in operation, was installed in 1989-1990 to remediate TCE in groundwater. Since that time, Rheem has performed ongoing assessment and remedial action activities with oversight by the GAEPD Land Protection Branch.

2 VRP PROJECT MANAGEMENT

2.1 Professional Geologist Oversight

This Progress Report includes a certification by Justin Vickery, P.G., the Professional Geologist specified in the VRP application. Appendix A contains a monthly summary of hours invoiced by the P. G.

2.2 Milestone Schedule

A revised milestone schedule is included in Appendix B.

2.3 Conceptual Site Model

No data was collected during the reporting period that would significantly alter the CSM. The CSM may be updated in future Progress Reports as additional data becomes available.

3 RECENTLY COMPLETED ACTIVITIES

3.1 Overview

Section 3 discusses activities conducted between November 1, 2014 and April 31, 2015, including:

- groundwater assessment near the TCE release area,
- off-Property groundwater monitoring,
- on-Property indoor air sampling,
- on-going groundwater remediation,
- initiation of the on-Property vadose zone soil vapor extraction system, and
- the installation of a portion of the on-Property vapor intrusion mitigation system.

3.2 Assessment and Sampling

3.2.1 On-Property Groundwater Assessment

3.2.1.1 Monitoring Well Installation

On January 19-31, 2015, well clusters MW-48 through MW-53 were constructed in borings advanced at locations surrounding the TCE release area (Figures 3A and 3B). The intent of the well installation was to set, at each of the well cluster locations, a deep well in the upper bedrock (approximately 20 feet below the bedrock interface), a mid-depth well on top of bedrock in the partially weathered rock (PWR), and a shallow well in the soil residuum or the upper PWR zone. The primary purpose of these well clusters is to refine our understanding of the TCE distribution in groundwater in the area of the TCE release to inform decisions regarding additional groundwater remediation for this area. These well clusters can also be used later to monitor the effectiveness of the remediation for this area.

The well cluster borings were advanced using rotosonic drilling methods, and continuous soil/rock cores were collected from each boring to total depths varying from 88 feet below the ground surface (ft-bgs) to 144 ft-bgs. The borings were drilled with 6-inch outside diameter rods advanced to the top of bedrock and 4-inch diameter rods in the bedrock. Each well was constructed with 1-inch diameter PVC well casing and 1-inch diameter, 0.010-inch slotted, PVC screen. Within each boring, the deepest well was set at or near the bottom of the boring and a sand pack was installed around the screened interval. Bentonite was placed between the deep well sand pack and the mid-depth sand pack and allowed to hydrate. The two additional wells in the well cluster were set in a similar manner. A minimum of 2 ft of bentonite was placed on top of the sand pack for the shallowest screened interval, and the remainder of the borehole annulus was pressure grouted by pumping a bentonite grout down a tremmie pipe, filling the well annulus from the bottom up.

Borings MW-48 and MW-49 encountered bedrock at a depth in the range of 65 to 70 ft-bgs and had PWR zones ranging in thickness from 20 to 40 feet. Other borings encountered deeper bedrock, ranging from 95 to 135 ft-bgs, and PWR zones ranging in thickness from 40 to greater than 100 feet. Table 1 (all tables are included in the Tables attachment) summarizes the depths of and the hydrogeological setting of the screened intervals of the wells. Boring logs and well construction information are included in Appendix C.

The well clusters were developed by pumping between 6 and 40 well volumes from each well or by repeatedly pumping a well dry. Development was considered complete when geochemical parameters stabilized and turbidity decreased below 10 Nephelometric Turbidity Units (NTUs). In some of the wells, pH, temperature, and conductivity readings stabilized while turbidity remained elevated after many well volumes had been removed. In these cases, development was considered complete after a large amount of water was removed from the wells. Development logs are included in Appendix D.

3.2.1.2 February 2015 Monitoring Well Sampling and Results

Approximately one week after the well clusters were developed, on February 9-12, 2015, groundwater samples were collected from MW-48 through MW-53. Prior to sampling, the wells were purged using low flow, or "Tubing-in-Screened-Interval", methods. Bladder pumps were used to purge the wells, and the intake of the Teflon-lined tubing was placed within the screened interval. The wells were purged until geochemical parameters were stable for three consecutive readings. Well purge forms are included in Appendix D. Groundwater samples were collected for VOC analysis by 8260B.

The sampling results are summarized in Table 2 and on Figure 3A, and the laboratory report is included in Appendix E. TCE was detected in each of the wells at concentrations ranging from 30 µg/L to 70,000 µg/L. TCE concentrations in excess of 10,000 µg/L occur at locations MW-48, MW-49, MW-50, and MW-51 with the higher TCE concentrations generally detected in the PWR and bedrock zones and lower concentrations in the saprolite zones. The two northern-most well clusters, MW-52 and MW-53, exhibited significantly lower TCE concentrations, all below 1,000 µg/L.

3.2.1.3 April 2015 Monitoring Well Sampling and Results

A second sampling of these wells clusters was performed on April 29, 2015. The groundwater samples were collected from passive diffusion bags (PDBs), which were placed in the wells in February 2015 to allow time for equilibration. Groundwater samples were collected for VOC analysis by 8260B.

The sampling results are summarized in Table 2 and on Figure 3B, and the laboratory report is included in Appendix E. Results from this second sampling event were generally consistent with the initial sampling:

- The two northern-most well clusters, MW-52 and MW-53, exhibited TCE concentrations below 1,000 µg/L.

- TCE concentrations in the other four locations ranged from 7 µg/L to 9,200 µg/L in the shallow zone and 7,300 µg/L to 68,000 µg/L in the deeper PWR and bedrock zones.

3.2.2 Off-Property Groundwater Monitoring

On March 9-11, 2015, the network of off-Property monitoring wells (MW-33, MW-34, MW-36, MW-43, MW-44, MW-45, MW-46, and MW-47) were gauged with a water level meter, purged, and sampled for VOCs. Well MW-35, located in the sewer easement, was under puddled water and was not accessible during this sampling event. The wells were purged using low flow methods as described in Section 3.2.1.2. Purge forms are included in Appendix D.

The groundwater flow direction was to the south-southwest similar to the direction specified in historical potentiometric surface maps. Figure 4 is a potentiometric surface map for the March 2015 gauging event, and Table 3 summarizes recent groundwater elevations.

TCE concentrations in groundwater were generally consistent with previous sampling results with the following exceptions:

- MW-49C – TCE concentrations were higher in April (9,200 µg/L) than in February (630 µg/L).
- MW-50B – TCE concentrations were lower in April (13,000 µg/L) than in February (44,000 µg/L).
- MW-50A – TCE concentrations were higher in April (10,000 µg/L) than in February (1,900 µg/L).
- MW-51A-C – TCE concentrations were 50% to 70% lower in April than in February.

Results are shown on Figure 5 and summarized in Table 4, and the laboratory report is attached in Appendix E.

3.2.3 On-Property Vapor Intrusion Sampling

3.2.3.1 Previous Sampling

In August and September 2014, vapor intrusion sampling was conducted in and around the Facility using a “multiple lines of evidence” approach. Shallow soil gas, deep soil gas, groundwater, and indoor air samples were collected. The results of the sampling were discussed in the November 2014 Progress Report.

3.2.3.2 Indoor Air Sampling

In August 2014, an initial set of indoor air samples (VIIA-1 through VIIA-10) was collected with the wall vents closed and the HVAC system shut off. These locations are shown on Figure 6A and the results are summarized on Table 5. These results were discussed in the November 2014 Progress Report.

In November 2014, five of the initial locations (VIIA-1, VIIA-4, VIIA-6, VIIA-8, and VIIA-10) were resampled along with three new locations (VIIA-11 through VIIA-13). During this sampling

event, the wall vents were open and the HVAC system was operational. These locations are shown on Figures 6B, and the sampling results are summarized on Table 5.

The November 2014 sample locations were as follows:

- VIIA-1 is a background, or ambient, air sample collected from just outside of the building near a building wall vent in the area of the TCE release.
- VIIA-4 was collected from the office building.
- VIIA-6 was collected from inside the warehouse space.
- VIIA-8 was collected from an office located in the warehouse space.
- VIIA-10 was collected from the warehouse space near the area of the TCE release.
- VIIA-11 and VIIA-12 were collected from the back portions of the warehouse, some distance from the area of the TCE release.
- VIIA-13 was collected from a stand-alone security office located outside of the back of the warehouse building.

The indoor air samples were collected in 6-liter (L) summa canisters. The canisters arrived from the laboratory under a vacuum of approximately 30 inches of mercury (inHg). Each of the canisters was equipped with a vacuum gauge and a regulator pre-set for an 8-hour composite sample collection. While the samples were being collected, the canisters were placed in the breathing zone: 5 feet above the ground surface in the open warehouse and 4 feet above the ground surface in the offices. The canisters were opened in the morning and closed in the early evening to reflect a typical work day.

Table 5 summarizes the August and November 2014 indoor air sampling results, and the laboratory analytical report for the November 2014 data is include in Appendix E. For November 2014 samples being collected a second time (VIIA-1, VIIA-4, VIIA-6, VIIA-8, and VIIA-10) TCE concentrations were generally lower than those detected in August 2014.

- VIIA-1 is an ambient air sample collected from outside of the building in the area of the TCE release. An intake wall vent is located near the sample location. In August 2014, when the wall vent was closed and the HVAC system was not operating, TCE was detected at 24 micrograms per cubic meter ($\mu g/m^3$) indicating that TCE exists in the outdoor air in the area of the TCE release. The November 2014 TCE result (2.9 $\mu g/m^3$), collected when the HVAC system was operating and the wall vent was open, was significantly lower than the August 2014 result, which was expected with the forced movement of air at the sample location.
- VIIA-4 was collected in the office building. In August 2014, when the HVAC system was not operating, the TCE result was 18 $\mu g/m^3$. In November 2014, when the HVAC system was operating, the TCE result was 0.55 $\mu g/m^3$. This suggests that the operation of the HVAC system significantly reduces the indoor air concentrations in the office building.
- VIIA-6 was collected in the open warehouse area to the south of the area of the TCE release. The August and November 2014 results were 52 $\mu g/m^3$ and 45 $\mu g/m^3$, respectively. Although there was a slight difference in concentration with the operation of the HVAC system, it is presumed that the air in this area is negligibly affected by the HVAC system.

- VIIA-8 was collected from an office located in the warehouse space. The August and November 2014 sample results were 72 µg/m^3 and 39 µg/m^3, respectively. Although there was a decrease in concentration with the operation of the HVAC system, it is presumed that the air in this area is not significantly affected by the HVAC system.
- VIIA-10 was collected from the warehouse space in an area having the highest soil concentrations beneath the floor slab. The August and November 2014 sample results were 230 µg/m^3 and 23 µg/m^3, respectively. Two wall vents are located in this area. It appears that the indoor air concentrations in this area are significantly reduced by the HVAC system.

3.3 Remediation

3.3.1 Groundwater Remedial Action

3.3.1.1 ART System Assessment

3.3.1.1.1 ART System Description

ART Technology combines in-situ air stripping, air sparging, and soil vapor extraction in an innovative wellhead system to perform in-well treatment for VOCs in groundwater. Within each well casing of the ART system, ambient air is sparged near the bottom of the well casing while simultaneously groundwater is pumped from the bottom of the casing to the wellhead, at which point it is dispersed with a spray head and allowed to cascade back to the water table. These actions together perform the function of a conventional air stripper, as the dissolved phase VOCs are transferred to a gaseous phase and captured above ground in granular activated carbon canisters. The negative pressure imparted by the vacuum system and the pumping of groundwater from the bottom to the top of the well casing results in circulation of groundwater in the aquifer near the well.

Conceptually, the remedial design was to locate ART remediation wells within the area of the highest dissolved TCE concentrations detected in groundwater at the Property's western boundary. With a reduced VOC mass flux away from the Facility, other natural attenuation processes along the continued flow path of groundwater would then be sufficient to address the lesser VOC flux conditions. The ART system began as a pilot test with the operation of two remediation wells (ART-1 and ART-2) in October 2012. Based on the pilot test results three new ART remediation wells (ART-3, ART-4, and ART-5) were installed in July 2013. The design of the three new ART remediation wells was modified from the original setup with an increase in well casing diameter (4" to 6"), and the new wells were installed approximately 20 ft deeper extending into competent bedrock. To assess the design and performance of the new ART remediation wells, ART-1 and ART-2 were removed from operation from October 2013 to September 2014, while ART-3, ART-4 and ART-5 were assessed. After this one-year assessment period for ART-3, ART-4 and ART-5, the original ART wells were returned to service, with all five ART remediation wells active from September 2014 to date. The wells are aligned from the northwest to the southeast, perpendicular to groundwater flow near the western boundary of the Property in the following order: ART-3, ART-1, ART-4, ART-2, and ART-5 (Figure 7).

3.3.1.1.2 ART Performance Monitoring

3.3.1.1.2.1 Geochemical Parameters in ART Well Zone of Influence

ART system performance is actively monitored using two groundwater quality probes that track dissolved oxygen (DO) concentration and oxidation-reduction potential (ORP) in the projected ART well zone of influence. The probes are set at mid-screen depth in well MW-28 (screened from 89.8 to 99.8 ft-bgs), which is approximately 30 ft down-gradient of the ART well alignment, and well MW-38D (screened from 67 to 77 ft-bgs), which is approximately 10 ft down and side-gradient of the ART well alignment. Deviation from background DO and ORP conditions (i.e. increasing DO and ORP) indicates the ART system is modifying the groundwater condition in the aquifer adjacent to the ART system and removal of VOCs is occurring (as discussed in Section 3.5.1.2.2, VOC concentrations have decrease significantly since initiation of the ART system). As illustrated in the chart below, modification of the aquifer ORP and DO has been achieved, with both parameters increasing since system startup in November 2013 to June 2014, after which both parameters have maintained an elevated steady-state condition to present. This change in the aquifer geochemistry is a direct result of ART operation and achieves one of the desired goals of the remedial system, i.e. elevated DO and ORP above background. Geochemical data also illustrates that modification of aquifer DO and ORP can be sufficiently attained with operation of the redesigned ART remediation wells, ART-3, ART4 and ART-5, with no advantage gained from operation of all five ART remediation wells.

DO and ORP Trends for MW-28 and MW-38D

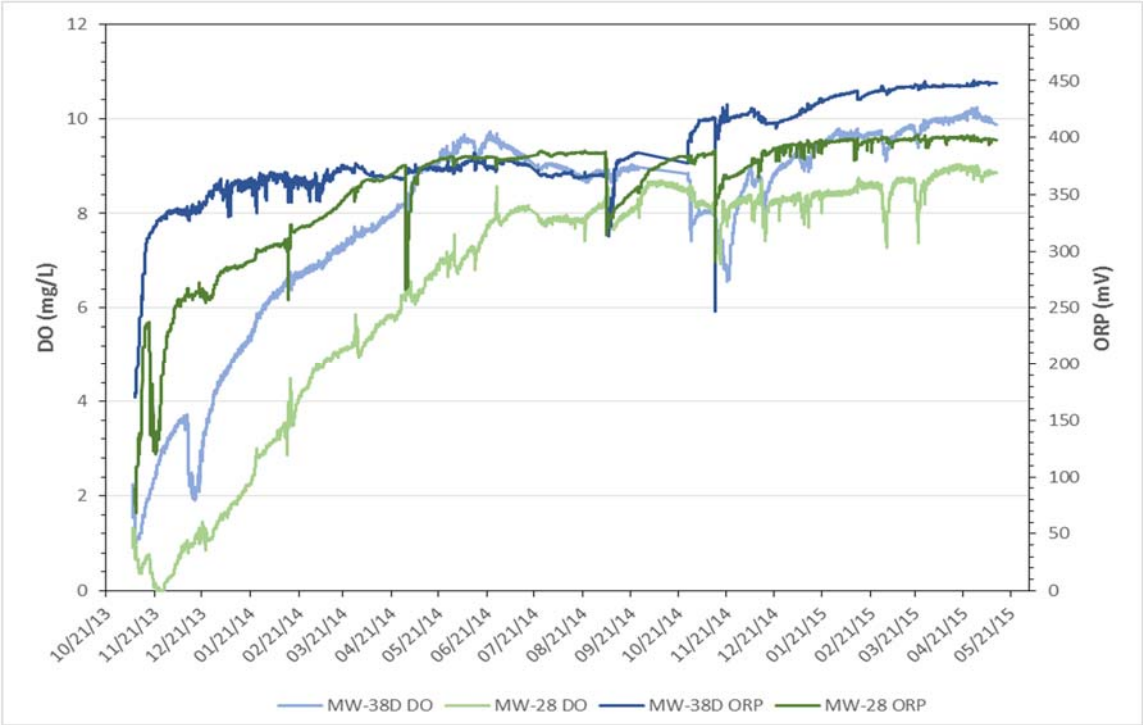

A summary of the data is as follows:

- DO in MW-28 and MW-38D has reached a relative steady-state condition near oxygen saturation limits, indicating ART well air sparging is effectively modifying the groundwater geochemical environment as designed.
- DO in MW-28 is currently at 9.0 mg/L. In comparison, historical DO values for MW-28 were approximately 1.0 mg/L.
- DO in MW-38D is currently at 9.6 mg/L. In comparison, DO in MW-38D during historical sampling was non-detect.
- ORP in MW-28 and MW-38D has reached a relative steady-state condition near 400 mV, confirming the DO data and influence of the ART system.

3.3.1.1.2.2 VOC Monitoring Downgradient of ART System

ART remediation effectiveness is assessed by monitoring VOC concentrations in downgradient performance monitoring wells MW-27, MW28, MW-37S, MW-37D, MW-38S, MW-38D, and MW-39 along the western Property boundary (Figure 7). The performance wells were installed to collect samples at varying depths from three locations. MW37S and MW37D are screened in the soil and PWR zones, respectively, and are located 20 feet downgradient from ART-5. MW-38S and MW-38D are screened in the soil and PWR zones, respectively, and are located 15 to 20 feet cross-gradient from ART-2 and ART-5. MW-39, MW-28, and MW-27 are screened in the soil, PWR, and bedrock zones, respectively, and are located 30 feet downgradient from ART-4.

Initial baseline sampling of these wells was performed in October 2012 (before activating ART-1 and ART-2 remediation wells), and a second baseline sampling occurred in October 2013 prior to operation of the three newer ART wells (note that operation of ART-1 and ART-2 was suspended between October 2013 and September 2014 in order to determine if the spacing of ART-3, ART-4, and ART-5 was sufficient to achieve the remedial goals). These wells were sampled monthly from February 2014 to October 2014 (minus August) and analyzed for VOCs. The results are summarized in Table 6, and laboratory reports are included in Appendix E.

The concentration of TCE downgradient of the ART system has decreased significantly since the initiation of the ART system in October 2012 (see chart below), with the lowest TCE concentrations observed post October 2013, when operation of the redesigned ART remediation wells ART-3, ART-4 and ART-5 commenced. No additional reductions in groundwater TCE concentrations are observed with operation of all five ART remediation wells, indicating the design and spacing of ART-3, ART-4 and ART-5 is sufficient for addressing TCE in the current treatment area.

Monitoring wells MW-37S, MW-38S, and MW-39 are not included on the chart because VOCs have not been detected in these wells.

TCE Test Results for ART Performance Monitoring Wells

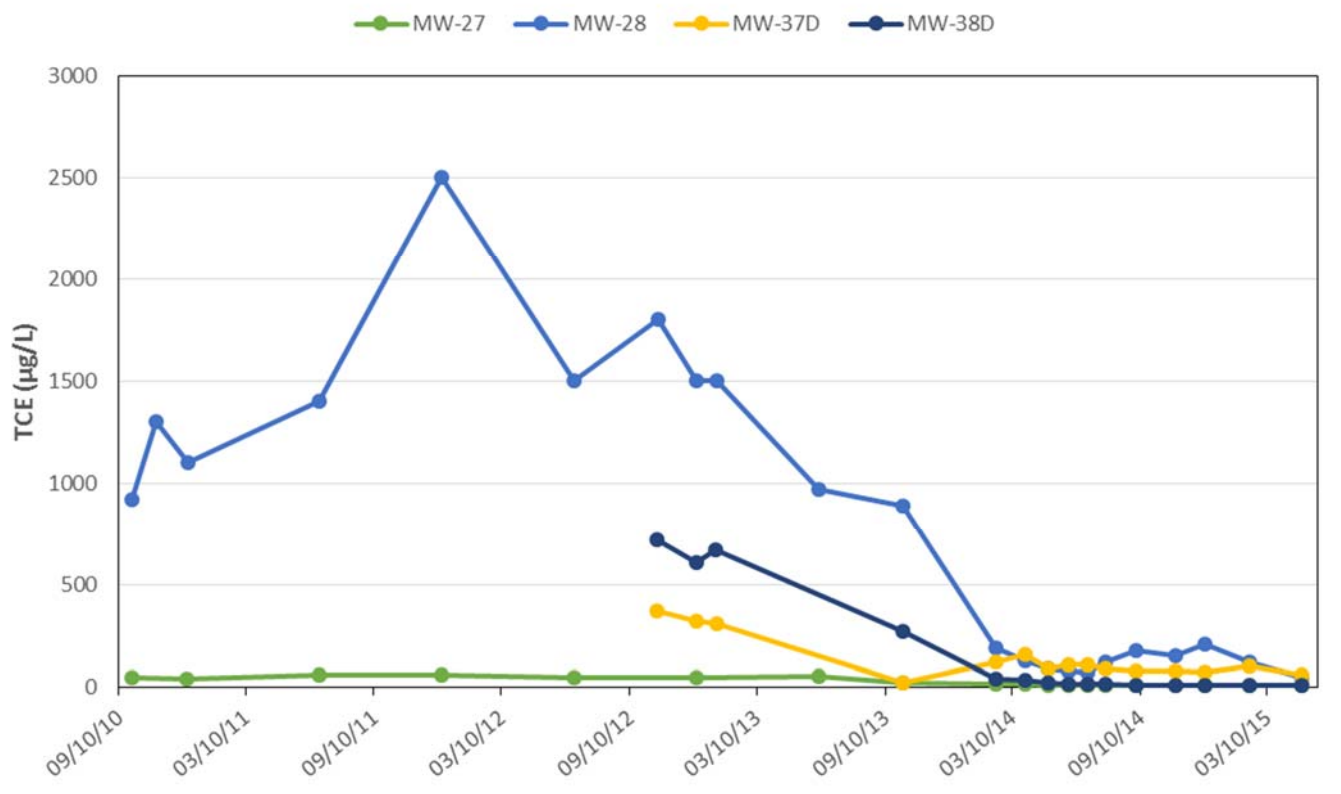

A complete history of VOC detections in the wells downgradient of the ART system is summarized below.

- Groundwater TCE concentrations in the ART performance monitoring wells has been reduced by 84% - 99% from historical maximums.
- Groundwater cis-DCE concentrations in the ART performance monitoring wells has been reduced an average of 67% - 100% from historical maximums. Concentrations in MW-28 and MW-38D, where cis-DCE was previously detected, have been reduced below the detection limit. Cis-DCE concentrations in MW-37D, which is the only monitoring well within the ART zone of influence where concentrations have not been reduced below the detection limit, were most recently detected at 6.7 µg/L. Concentrations in MW-27, which is screened at a deeper depth interval than the ART remediation wells, have remained within a range of 5.4 to 13 µg/L since 2010.
- The greatest reduction in TCE mass flux at the Property boundary has been observed in MW-28, which historically reported an average and maximum concentration of 861 µg/L and 2,500 µg/L, respectively, and is currently reported at 47 µg/L.
- The greatest reduction in cis-DCE mass flux at the Property boundary also has been observed in MW-28, which historically reported an average and maximum concentration of 63 µg/L and 86 µg/L, respectively, and is currently non-detect.

3.3.1.2 Groundwater Pump-and-Treat System

The groundwater recovery (pump-and-treat) system continues to operate. It consists of four recovery wells (RWs), each with either a down-hole pump or an injection pump, piped to an air stripper. Air stripper emissions pass through three activated carbon drums. Treated groundwater is discharged to the City of Milledgeville publicly owned treatment works.

3.3.2 Soil (Vadose Zone) Remedial Action

A soil vapor extraction (SVE) system has been installed to extract VOCs from the vadose zone soil in the area of the TCE release. The SVE system consists of a 40 horse power blower connected to 40 hydraulic fracture wells (see Table 7 and Figure 8). The blower exhaust is diverted through a catalytic oxidizer where it is transformed into carbon dioxide (CO_2) and hydrochloric acid (HCl). These reaction products are then diverted to an air scrubber where the CO_2 is discharged to the atmosphere and the HCl is neutralized with a caustic solution and subsequently discharged to the sewer.

The amount of vapor phase TCE[1] extracted by the blower and transformed in the catalytic oxidizer was calculated based on caustic usage and is shown on Table 8. The SVE system began operation during the week of March 30, 2015, and as of April 30, a calculated 5,584 pounds of vapor phase TCE have been removed from the vadose zone in the TCE release area.

3.3.3 On-Property Sub-Slab Depressurization System Installation

In March 2015, a sub-slab depressurization vapor intrusion mitigation system was installed in a portion of the warehouse (35,000 square feet (sqft)) and in the office building (15,000 sqft) at the Facility. The system consists of 1,100 linear feet of 3-inch perforated Schedule 40 PVC pipe set immediately beneath the floor slab. Figure 9 shows the layout of the existing sub-slab vapor lines.

The piping installation was conducted by cutting the floor slab, removing the concrete, removing approximately 9 inches of soil, placing a layer of gravel along the bottom of the trench, placing a filter sleeve on the pipe, placing the pipe in the trench, placing #7 stone around and on top of the pipe, and repouring the removed portions of the concrete slab. In the warehouse area, the repoured concrete was supported with rebar drilled into the existing floor slab on either side of the trench. Nine access vaults were placed along the piping run. Shut off valves are located in seven of the vaults to allow for separation of portions of the lines if necessary. Sample ports are located in all nine of the lines to collect vacuum readings. The locations of the vaults are shown in Figure 9.

A layer of sand (i.e., fill dirt), averaging 6-10 inches thick, was encountered during trenching beneath the floor slab in the warehouse area. The fill sand undoubtedly is more permeable than the native soil and may explain the distribution of sub-slab vapors across much of the 35,000 sqft of this building. In the office area, a layer of crusher run was observed beneath the floor slab throughout the entire trench, and it is assumed that this material is present beneath the entire 15,000

[1] Since the majority of the VOCs in the vadose zone are made up of TCE, calculated VOCs extracted are presented as TCE.

sqft of the office space. This material likely exhibits less permeability, more consistent with the native soil.

Testing of the system was recently conducted to size an appropriate blower for the system. Total airflow readings were collected, and vacuum readings were collected from the sample ports on the lines as well as from temporary sub-slab sample points located at different distances from the lines to determine the air flow required to generate influence throughout the depressurization zone. The results of the testing are currently being evaluated.

3.3.4 TCE Release Area Groundwater Biotreatability Study

In March and April 2014, a groundwater biotreatability study was conducted using two monitoring wells located in the TCE release area to determine whether bioremediation would be a feasible remedial technology. Bioremediation potential was assessed with in-situ microcosm studies in two monitoring wells. Three sample units were placed in each well: one to assess the presence of native TCE-degrading microbes (i.e., *Dehalococcoides*), a second which was stimulated with an electron donor substrate (i.e. emulsified vegetable oil) to quantify the growth of *Dehalococcoides*, and a third which was stimulated with vegetable oil and inoculated with additional *Dehalococcoides*. Test results indicated that there was some growth of indigenous *Dehalococcoides* populations if stimulated with vegetable oil; however, only minimal TCE degradation occurred without the inoculation with the additional *Dehalococcoides.* In the microcosm units augmented with substrate and *Dehalococcoides*, TCE concentrations decreased in the two-month period with a majority of the TCE mass converted to TCE degradation products, including ethane, indicating complete degradation of TCE in source area groundwater. Therefore, based on this study, bioremediation (i.e., the addition of vegetable oil and non-indigenous *Dehalococcoides* to the treatment zone) appears to be a feasible remedial alternative. The biotreatability microcosm study report is included in Appendix F.

4 PLANNED ACTIVITIES FOR NEXT REPORTING PERIOD

4.1 On-Property Activities

4.1.1 On-Property Groundwater Pump-and-Treat System Operation

Rheem anticipates continuing the operation of the groundwater pump-and-treat system as the near-term remedial technology for on-Property groundwater, while other remedial options are being evaluated.

4.1.2 Property Line ART System Operation

The expanded ART Pilot Test system has shown positive results, including decreasing concentrations of VOCs and an expanding area of influence measured by increased dissolved oxygen and oxidation-reduction potential. Since the submittal of the May 2014 VRP Progress Report, the system has reached a steady state condition (as determined by the in-well monitoring of geochemical parameters in wells MW-28 and MW-38D) with operation of ART-3, ART-4 and ART-5.

Additional in-well probe geochemical parameters monitoring will be performed throughout the ART system operation, and will involve relocating one geochemical probe to MW-37D to further evaluate the lateral influence of the ART System network. Wells along the Property boundary (MW-27, MW28, MW-37S, MW-37D, MW-38S, MW-38D, and MW-39) will be sampled periodically using PDBs, and the samples will be analyzed for TCE.

A potential expansion of the ART system will be assessed during the next reporting period, with respect to groundwater to the north of the existing ART system, between ART-3 and monitoring well nest MW-42A-E.

4.1.3 Soil SVE System Operation

The SVE system has extracted a significant amount of TCE from the vadose zone. It is anticipated that the system will continue to be operated during the next reporting period. It is expected that the catalytic oxidizer will be used for off-gas treatment through October 2015, at which time it will be removed and replaced with carbon vessels.

4.1.4 On-Property Sub-Slab Depressurization System Installation

It is anticipated that a fan will be installed during the next reporting period to enable startup of the recently installed depressurization system. In addition, the sub-slab depressurization system will be expanded into the portion of the building located east of the TCE release area.

4.1.5 TCE Release Area Groundwater Bioremediation

The feasibility of implementing bioremediation in the TCE release area will continue to be assessed based on the performance of the biotreatability study and may include a larger scale pilot test of the technology. Items to be evaluated include bioremediation injection methods and injection well locations.

FIGURES

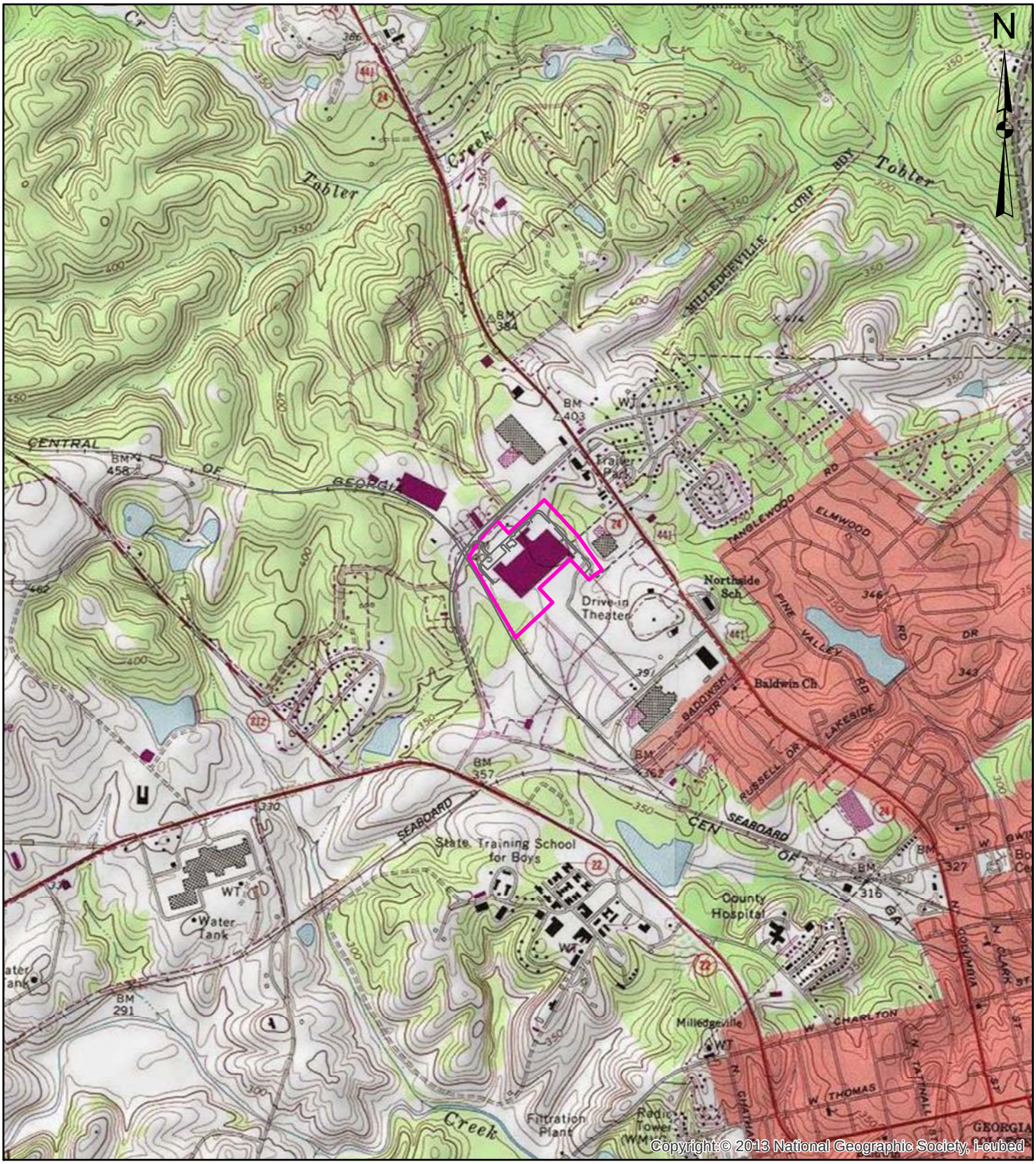

0 1,000 2,000 Feet

Legend

Property Line

Property Vicinity Topographic Map

Rheem Manufacturing Company
Milledgeville, Georgia

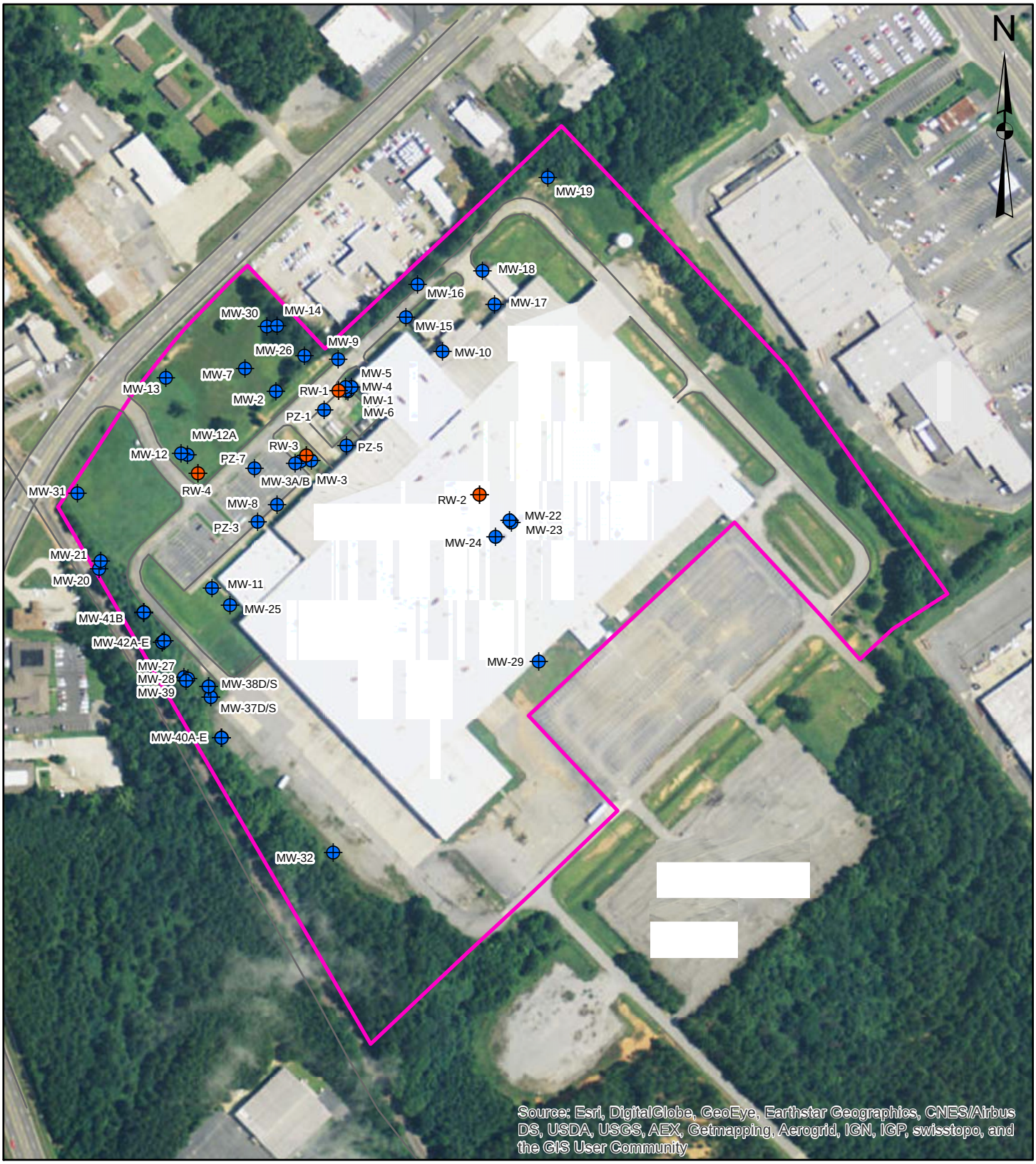

0 150 300
Feet

Legend

Property Line

Monitoring Well

Recovery Well

Property Plan

Rheem Manufacturing Company
Milledgeville, Georgia

Environmental Planning Specialists, Inc.

Figure No.2A

0 300 600
Feet

Legend

Property Line

Monitoring Well

Property Vicinity Plan

Rheem Manufacturing Company
Milledgeville, Georgia

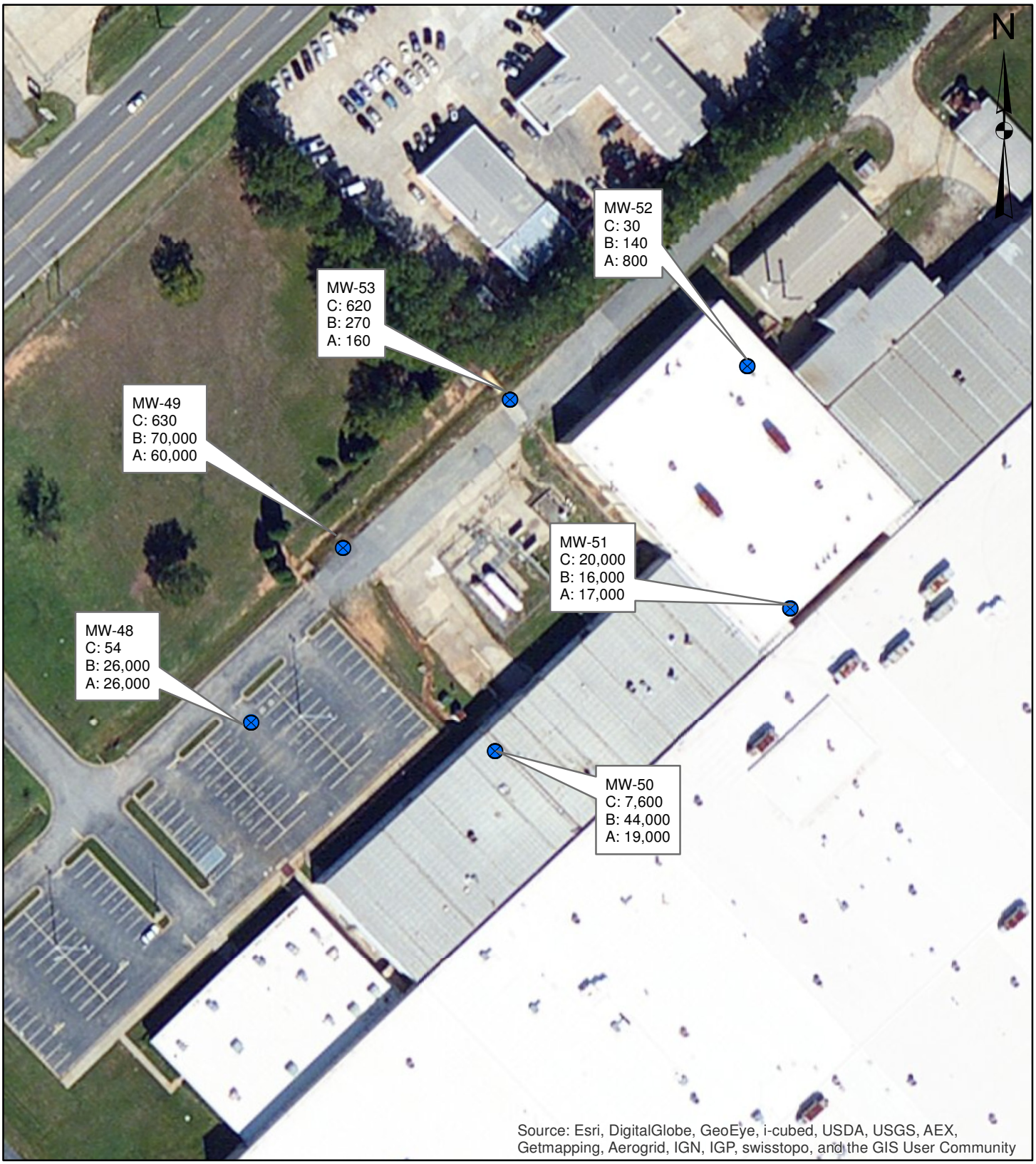

0 50 100
Feet

Legend

Well Nest Location (Approximate)

MW-48 - Well Cluster Number
C: Shallow Well TCE Conc (ug/L)
B: Mid-Depth Well TCE Conc (ug/L)
A: Deep Well TCE Conc (ug/L)

Groundwater Sampling Results
Area of the TCE Release
(February 2015)
Rheem Manufacturing Company
Milledgeville, Georgia

Environmental Planning Specialists, Inc.

Figure No.3A

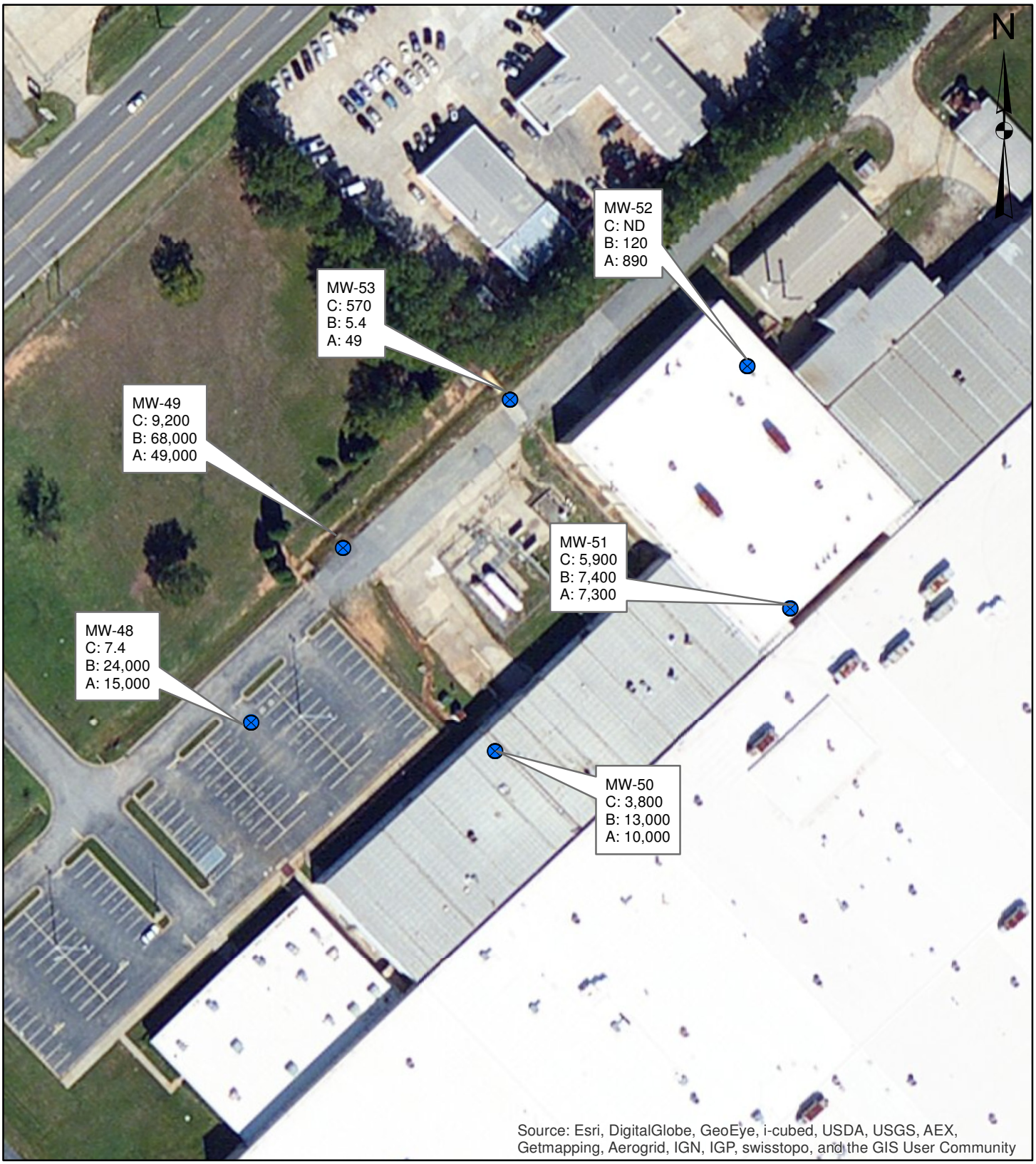

0 50 100
Feet

Legend

Well Nest Location (Approximate)

MW-48 - Well Cluster Number
C: Shallow Well TCE Conc (ug/L)
B: Mid-Depth Well TCE Conc (ug/L)
A: Deep Well TCE Conc (ug/L)

Groundwater Sampling Results
Area of the TCE Release
(April 2015)
Rheem Manufacturing Company
Milledgeville, Georgia

Environmental Planning Specialists, Inc.

Figure No.3B

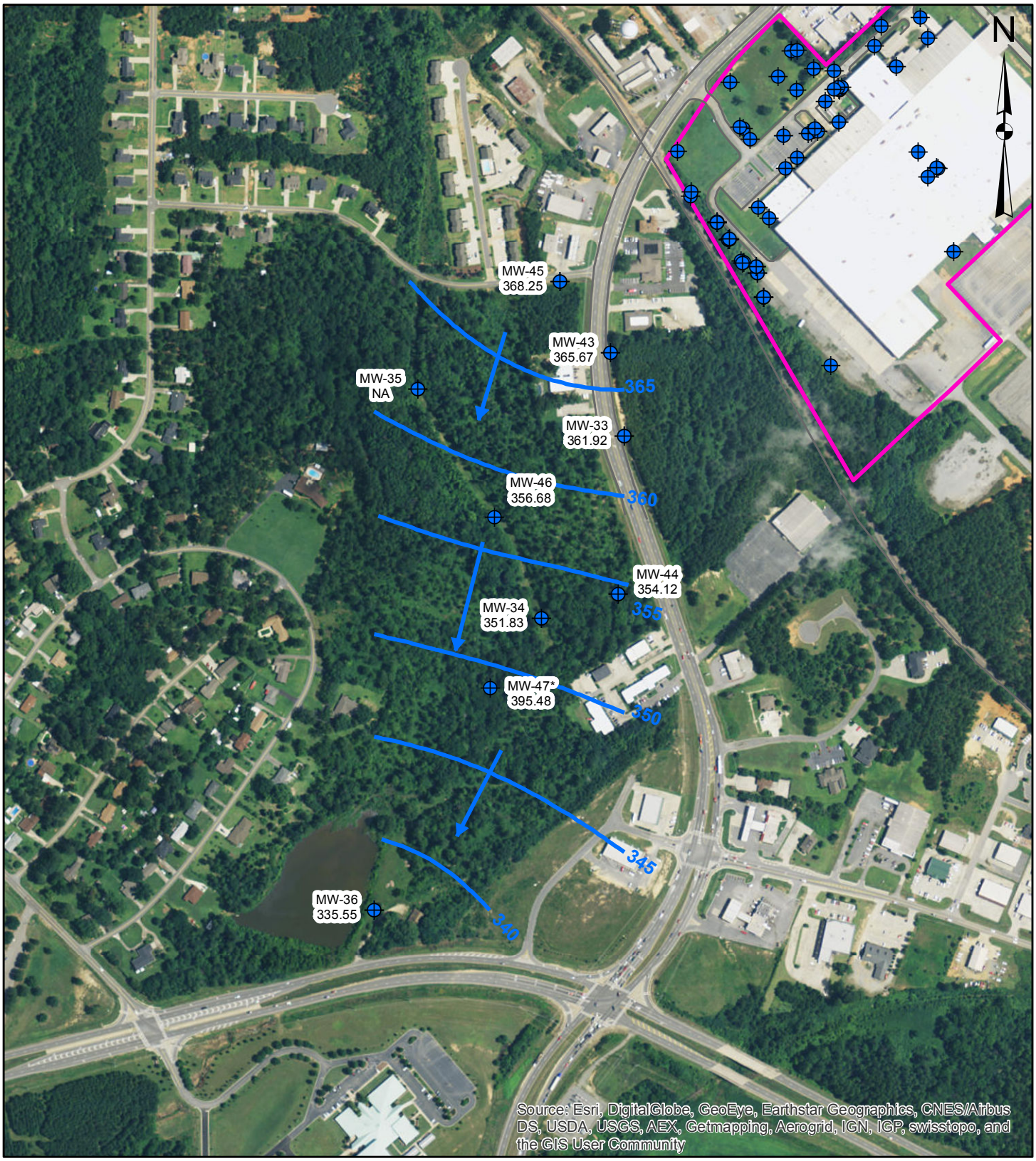

0 250 500
Feet

Legend

Property Line

Monitoring Well

335.7 Groundwater Elevation (ft)

360 Potentiometric Surface Contour

Groundwater Flow Direction

NA Not Accessible

* Reported groundwater elevation for MW-47 is inconsistent with area wells and not used for interpretation of potentimetric surface. Elevation will be verified in future gauging event.

Potentiometric Surface Map for Off-Property Wells (March 2015)

Rheem Manufacturing Company
Milledgeville, Georgia

Environmental Planning Specialists, Inc.

Figure No.4

0 250 500
Feet

Legend

Property Line

Monitoring Well

53 TCE Concentration (ug/L)

Off-Property Non-detect Boundary

Groundwater Sampling Results
for Off-Property Wells
(March 2015)

Rheem Manufacturing Company
Milledgeville, Georgia

Environmental Planning Specialists, Inc.

Figure No.5

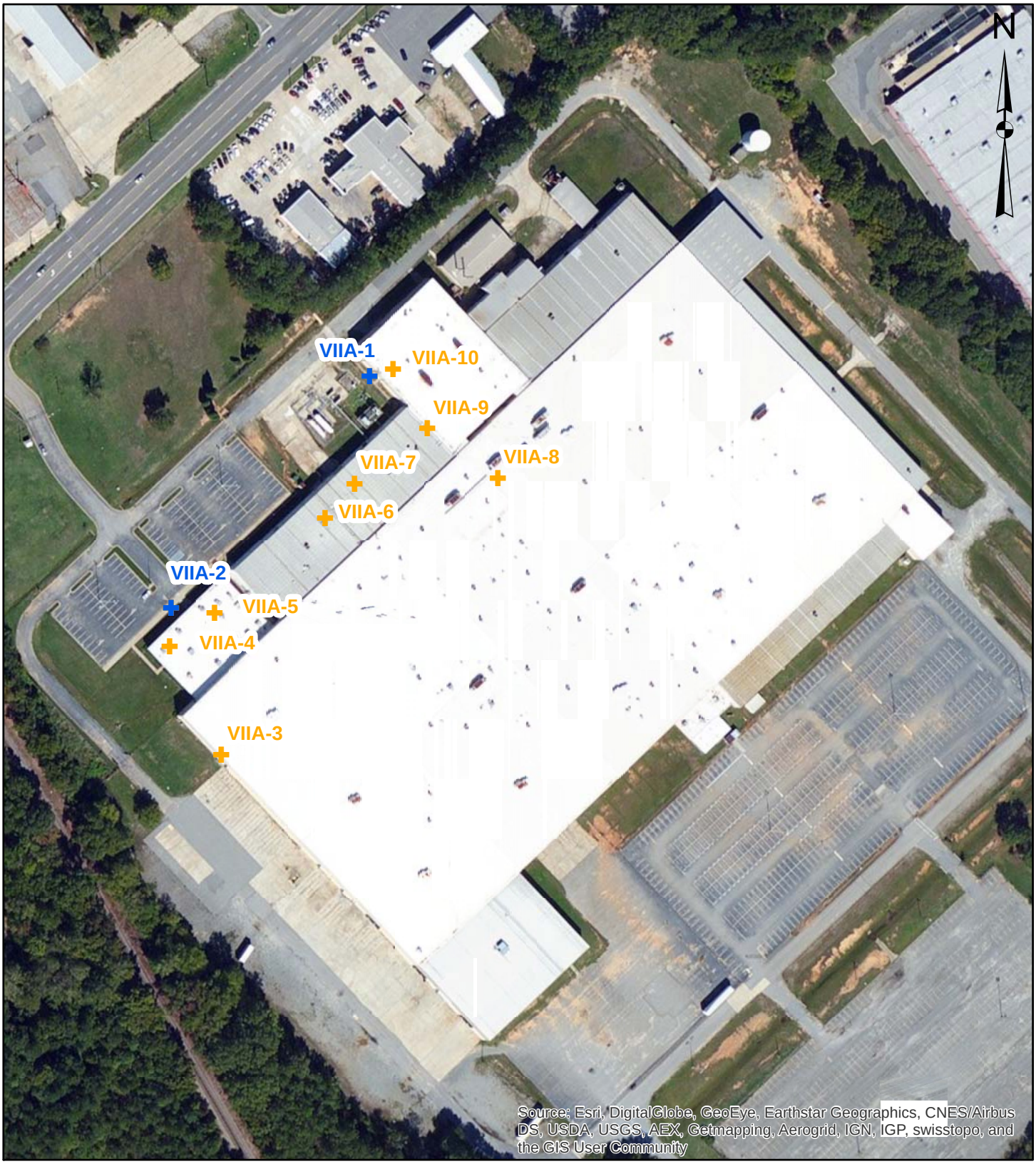

0 100 200
Feet

Legend

- Indoor Air Sampling Location
- Ambient Air Sampling Location

Indoor Air Sampling
(August 2014)

Rheem Manufacturing Company
Milledgeville, Georgia

Figure No.6A

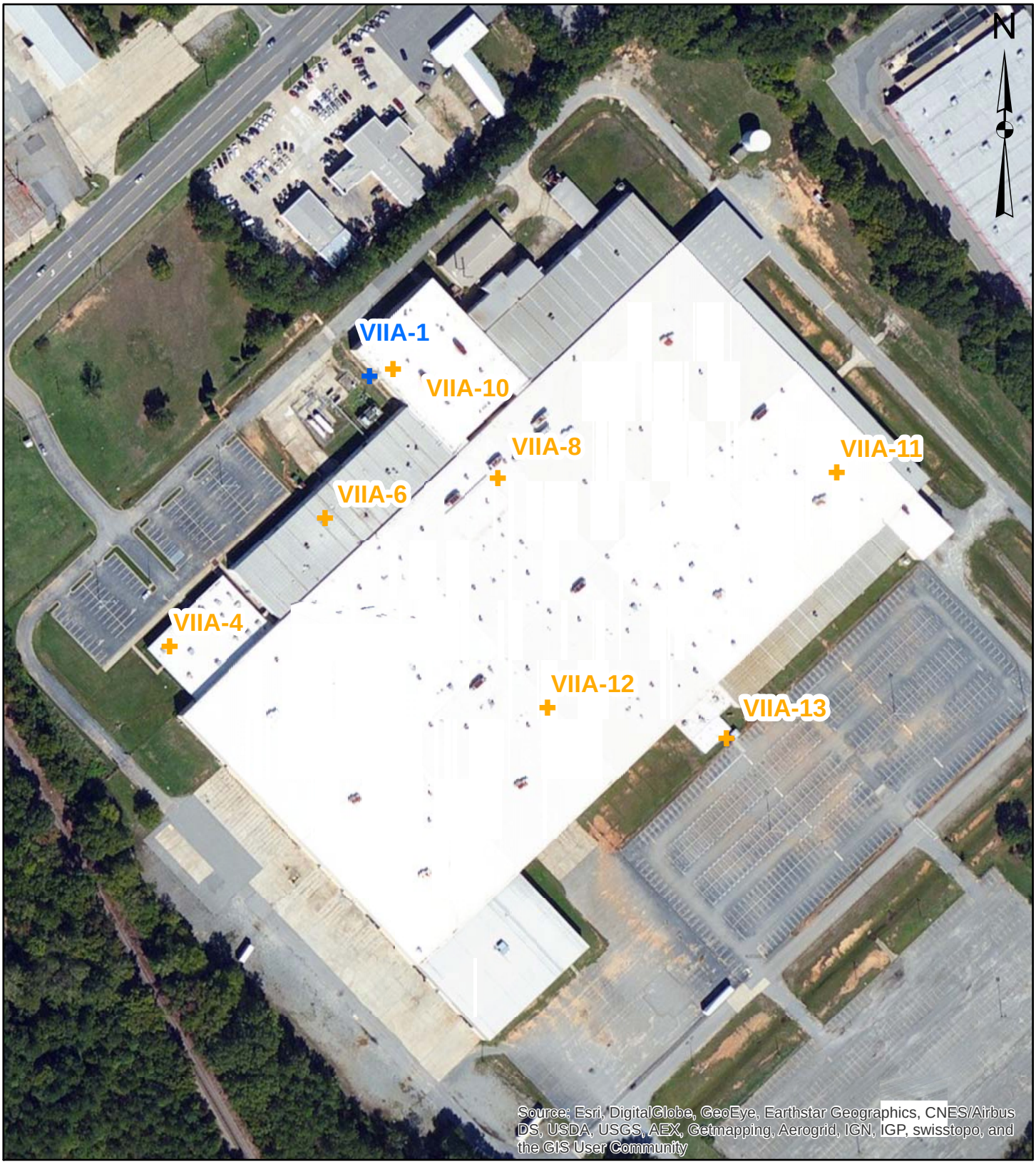

0 100 200
Feet

Legend

- Indoor Air Sampling Location
- Ambient Air Sampling Location

Indoor Air Sampling
(November 2014)

Rheem Manufacturing Company
Milledgeville, Georgia

Figure No.6B

0 40 80
Feet

Legend

Property Line

Monitoring Well

ART Well

Property Line Plan

Rheem Manufacturing Company
Milledgeville, Georgia

Figure No.7

0 10 20
Feet

Legend

- SVE Lines
- Caustic Line
- Water Line
- Drain Line
- Gas Line
- Overhead Exhaust
- Power
- SVE System
- CatOx/Scrubber
- Caustic Tank
- Frac Wells
- Safety Shower

As Built SVE System Layout
(April 2015)

Rheem Manufacturing Company
Milledgeville, Georgia

Environmental Planning Specialists, Inc.
G:\Rheem\VRP\VRP Progress Reports\3 May 2015\1 Figures\2015 Report Figures\MXD\Fig8_SVE_System_Layout.mxd

Figure No. 8

0 50 100
Feet

Legend

Sub-slab Vapor Lines

Access Vault

As Built Vapor Mitigation System Layout (April 2015)

Rheem Manufacturing Company
Milledgeville, Georgia

TABLES

Table 1
Well Construction Details
Rheem Manufacturing Company
Milledgeville, Georgia

Well No.	Total Depth (ft-bgs)	Screened/Open Depth Interval (ft-bgs)	Hydrogeologic Setting of Screened Interval	Installation Date
MW-1	44	29 - 44	Soil	11/02/88
MW-2	39	29 - 39	Soil	11/11/88
MW-3	40	30 - 40	Soil	11/09/88
MW-3A	135.5	125.5 - 135.5	Bedrock	09/12/90
MW-3B	209	199 - 209	Bedrock	08/01/91
MW-4	24	14 - 24	Soil	11/08/88
MW-5	86.5	76.5 - 86.5	Bedrock	04/27/89
MW-6	125	120 - 125	Bedrock	05/18/89
MW-7	50	40 - 50	PWR	06/29/89
MW-8	51	41 - 51	PWR	06/30/89
MW-9	45	35 - 45	PWR	06/29/89
MW-10	43	33 - 43	PWR	07/05/89
MW-11	68	58 - 68	PWR	11/30/89
MW-12	54	44 - 54	PWR	11/20/89
MW-12A	94.5	84.5 - 94.5	Bedrock	09/13/90
MW-13	55	45 - 55	PWR	11/28/89
MW-14	49	39 - 49	PWR	11/21/89
MW-15	41.5	31.5 - 41.5	PWR	12/04/89
MW-16	35.5	25.5 - 35.5	Soil/PWR	12/05/89
MW-17	37	27 - 37	Soil/PWR	12/06/89
MW-18	17.5	2.5 - 17.5	Soil	12/06/89
MW-19	36	26 - 36	Soil/PWR	11/31/89
MW-20	24	9 - 24	Soil	01/23/90
MW-21	51	41 - 51	Soil	01/22/90
MW-22	80	70 - 80	PWR	06/20/91
MW-23	32	22 - 32	Soil	06/26/91
MW-24	195	175 - 195	Bedrock	06/08/10
MW-25	197	184 - 194	Bedrock	06/07/10
MW-26	131	121 - 131	Bedrock	06/09/10
MW-27	168	158 - 168	Bedrock	09/21/10
MW-28	100	90 - 100	PWR	09/23/10
MW-29	62	52 - 62	PWR	09/22/10
MW-30	73	63 - 73	PWR	09/24/10
MW-31	85	75 - 85	PWR	07/11/11
MW-32	87	77 - 87	PWR	07/11/11
MW-33	157	137 - 157	Bedrock	10/27/11
MW-34	182	172 - 182	PWR	07/12/12
MW-35	109	87 - 107	PWR	07/15/12
MW-36	62	50 - 60	PWR	09/20/12
MW-37S	40	30 - 40	PWR	09/21/12
MW-37D	87	77 - 87	PWR	09/21/12
MW-38S	40	30 - 40	PWR	09/22/12
MW-38D	77	67 - 77	PWR	09/22/12
MW-39	40	30 - 40	Soil	09/22/12
MW-40A	200	185 - 195	Bedrock	08/06/13
MW-40B	152*	140 - 150	Bedrock	08/06/13
MW-40C	92*	80 - 90	Bedrock	08/06/13

Table 1
Well Construction Details
Rheem Manufacturing Company
Milledgeville, Georgia

Well No.	Total Depth (ft-bgs)	Screened/Open Depth Interval (ft-bgs)	Hydrogeologic Setting of Screened Interval	Installation Date
MW-40D	72*	60 - 70	PWR/Bedrock	08/06/13
MW-40E	42*	30 - 40	Soil	08/06/13
MW-41A	200.5	195.5 - 200.5	Bedrock	07/28/13
MW-41B	142*	130 - 140	Bedrock	07/28/13
MW-41C	102*	90 - 100	Bedrock	07/28/13
MW-41D	82*	70 - 80	PWR	07/28/13
MW-41E	42*	30 - 40	Soil	07/28/13
MW-42A	200	182 - 192	Bedrock	08/05/13
MW-42B	174*	162 - 172	Bedrock	08/05/13
MW-42C	112*	100 - 110	Bedrock	08/05/13
MW-42D	85	75 - 85	PWR/Bedrock	08/06/13
MW-42E	42*	30 - 40	Soil	08/06/13
MW-43	112	97 - 107	PWR	08/10/13
MW-44	90	65 - 75	PWR/Bedrock	08/10/13
MW-45	95	85 - 95	PWR/Bedrock	12/17/13
MW-46	52	32 - 52	PWR	07/24/14
MW-47	94	74 - 94	PWR	07/25/14
MW-48A	98	78-98	Bedrock	01/21/15
MW-48B	73*	62-72	PWR	01/21/15
MW-48C	46*	35-45	Soil	01/21/15
MW-49A	88	78-88	Bedrock	01/22/15
MW-49B	69*	58-68	PWR/Bedrock	01/22/15
MW-49C	41*	30-40	Soil	01/22/15
MW-50A	138	123-138	Bedrock	01/24/15
MW-50B	115*	104-114	PWR/Bedrock	01/24/15
MW-50C	81*	70-80	PWR	01/24/15
MW-51A	109	99-109	Bedrock	01/26/15
MW-51B	95*	84-94	PWR	01/26/15
MW-51C	61*	50-60	Soil/PWR	01/26/15
MW-52A	144	125-135	PWR	01/28/15
MW-52B	91*	80-90	PWR	01/28/15
MW-52C	51*	40-50	PWR	01/28/15
MW-53A	137	127-137	Bedrock	01/30/15
MW-53B	121*	110-120	PWR / Bedrock	01/30/15
MW-53C	81*	70-80	PWR	01/30/15
PZ-1	40	20 - 40	Soil	04/27/89
PZ-2 **	N/A	N/A	N/A	01/99 (1)
PZ-3	54	44 - 54	PWR	06/12/91
PZ-4	27.5	17.5 - 27.5	Soil	06/12/91
PZ-5	56	46 - 56	Soil	06/13/91
PZ-6	28	18 - 28	Soil	06/13/91
PZ-7	63	53 - 63	PWR	06/14/91
PZ-8	27	17 - 27	Soil	06/14/91
RW-1 ***	85	15 - 85	Soil/PWR	01/99 (2)
RW-2	90	20 - 90	Soil/PWR	06/30/91
RW-3	181	36 - 181	Soil/PWR/Bedrock	08/15/91
RW-4	73	28 - 73	Soil/PWR	07/26/91

Table 1
Well Construction Details
Rheem Manufacturing Company
Milledgeville, Georgia

Well No.	Total Depth (ft-bgs)	Screened/Open Depth Interval (ft-bgs)	Hydrogeologic Setting of Screened Interval	Installation Date
ART-1	106	6-66, 76-106	Soil/PWR/Bedrock	09/23/12
ART-2	105	10-55, 65-105	Soil/PWR/Bedrock	09/24/12
ART-3	125	12-72, 82-102, 105-125	Soil/PWR/Bedrock	07/23/13
ART-4	120	12-67, 77-97, 100-120	Soil/PWR/Bedrock	07/25/13
ART-5	120	12-67, 77-97, 100-120	Soil/PWR/Bedrock	07/28/13

Notes:
ft-bgs: feet below ground surface
N/A: Information currently not available
* Depth to bottom of sand pack. Well clusters were installed in single boring.
** The original PZ-2 installation date is unknown. The well was replaced in in 1/99 due to destruction by a run-away trailer from Roberson Mill Road.
*** The original RW-1 was installed in 6/21/89. The well was replaced in 1/99 due to collapse of the well.

Table 2
Groundwater TCE Results - TCE Release Area Monitoring Well Clusters
Rheem Manufacturing Company
Milledgeville, Georgia

Well No.	Screened/Open Depth Interval (ft-bgs)	Hydrogeologic Setting of Screened Interval	Analyte	Sample Result 2015	
				Feb	April
MW-48C	35-45	Soil	Trichloroethene	54	7
MW-48B	62-72	PWR	Trichloroethene	26,000	24,000
MW-48A	78-98	Bedrock	Trichloroethene	26,000	15,000
MW-49C	30-40	Soil	Trichloroethene	630	9,200
MW-49B	58-68	PWR / Bedrock	Trichloroethene	70,000	68,000
MW-49A	78-88	Bedrock	Trichloroethene	60,000	49,000
MW-50C	70-80	PWR	Trichloroethene	7,600	3,800
MW-50B	104-114	PWR	Trichloroethene	44,000	13,000
MW-50A	123-138	Bedrock	Trichloroethene	1,900	10,000
MW-51C	50-60	Soil	Trichloroethene	20,000	5,900
MW-51B	84-94	PWR	Trichloroethene	16,000	7,400
MW-51A	99-109	Bedrock	Trichloroethene	17,000	7,300
MW-52C	40-50	PWR	Trichloroethene	30	ND
MW-52B	80-90	PWR	Trichloroethene	140	120
MW-52A	125-135	PWR	Trichloroethene	800	890
MW-53C	70-80	PWR	Trichloroethene	620	570
MW-53B	110-120	PWR	Trichloroethene	270	5
MW-53A	127-137	Bedrock	Trichloroethene	160	49

Notes:
Results are in micrograms per liter (µg/L)
PWR: Partially Weathered Rock
ft-bgs: feet below ground surface
ND: Not Detected

Table 3
Groundwater Elevation Summary- Off-Property Monitoring Wells
Rheem Manufacturing Company
Milledgeville, Georgia

Well No.	Date Measured	Top of Casing Elevation (ft-amls)	Depth to Groundwater (ft)	Groundwater Elevation (ft-amls)
MW-33	3/10/2015	392.08	30.16	361.92
MW-34	3/9/2015	352.76	0.93	351.83
MW-35	3/9/2015	364.16	NA	NA
MW-36	3/11/2015	339.48	3.93	335.55
MW-43	3/10/2015	392.91	27.24	365.67
MW-44	3/10/2015	361.74	7.62	354.12
MW-45	3/11/2015	393.98	25.73	368.25
MW-46	3/9/2015	359.01	2.33	356.68
MW-47	3/9/2015	347.98	4.52	395.48

Notes:
NA: Not Accessible
ft-amls: feet above mean sea level

Table 4
Groundwater Sampling Results- Off-Property Monitoring Wells
Rheem Manufacturing Company
Milledgeville, Georgia

	2012	2013		2014			2015
Well No.	**Dec**	**Jun**	**Aug**	**Mar**	**Jul**	**Sep**	**Mar**
MW-33	100	53		36		86	140
MW-34	45			41		48	53
MW-35	ND			NA		ND	NA
MW-36	ND	ND		ND		ND	ND
MW-43			170	150		150	170
MW-44			ND	ND		ND	ND
MW-45				ND		ND	ND
MW-46					9.8	15	15
MW-47					ND	ND	ND

Notes:
Results are in micrograms per liter (µg/L)
ND: Not Detected
NA: Well Not Accessible
Blank: Well Not Sampled

Table 5
Indoor Air Results
Rheem Manufacturing Company
Milledgeville, Georgia

Sample Location	VIIA-1*		VIIA-2*	VIIA-3	VIIA-4		VIIA-5	VIIA-6		VIIA-7	VIIA-8		VIIA-9	VIIA-10		VIIA-11	VIIA-12	VIIA-13
Parameter	**Aug. 2014**	**Nov. 2014**	**Aug. 2014**	**Aug. 2014**	**Aug. 2014**	**Nov. 2014**	**Aug. 2014**	**Aug. 2014**	**Nov. 2014**	**Aug. 2014**	**Aug. 2014**	**Nov. 2014**	**Aug. 2014**	**Aug. 2014**	**Nov. 2014**	**Nov. 2014**	**Nov. 2014**	**Nov. 2014**
1,1,1,2-Tetrachloroethane	ND	ND	ND	ND	ND	ND	ND	ND	ND	ND	ND	ND	ND	ND	ND	ND	ND	ND
1,1,1-Trichloroethane	ND	ND	ND	ND	ND	ND	ND	ND	ND	ND	ND	ND	ND	ND	ND	ND	ND	ND
1,1,2,2-Tetrachloroethane	ND	ND	ND	ND	ND	ND	ND	ND	ND	ND	ND	ND	ND	ND	ND	ND	ND	ND
1,1,2-Trichloroethane	ND	ND	ND	ND	ND	ND	ND	ND	ND	ND	ND	ND	ND	ND	ND	ND	ND	ND
1,1-Dichloroethane	ND	ND	ND	ND	ND	ND	ND	ND	ND	ND	ND	ND	ND	ND	ND	ND	ND	ND
1,1-Dichloroethene	ND	ND	ND	ND	ND	ND	ND	ND	ND	0.68	0.64	ND	0.64	0.52	ND	0.76	ND	ND
1,2,4-Trichlorobenzene	ND	ND	ND	ND	ND	ND	ND	ND	ND	ND	ND	ND	ND	ND	ND	ND	ND	ND
1,2,4-Trimethylbenzene	0.87	ND	0.75	1.5	1.1	2.7	0.95	3.6	ND	5.7	9.4	5.4	4.7	6.6	0.5	0.6	0.6	ND
1,2-Dibromoethane	ND	ND	ND	ND	ND	ND	ND	ND	ND	ND	ND	ND	ND	ND	ND	ND	ND	ND
1,2-Dichlorobenzene	ND	ND	ND	ND	ND	ND	ND	ND	ND	ND	ND	ND	ND	ND	ND	ND	ND	ND
1,2-Dichloroethane	ND	ND	ND	ND	ND	ND	ND	ND	ND	ND	ND	ND	ND	ND	ND	ND	ND	ND
1,2-Dichloropropane	ND	ND	ND	ND	ND	ND	ND	ND	ND	ND	ND	ND	ND	ND	ND	ND	ND	ND
1,3,5-Trimethylbenzene	ND	ND	ND	0.65	ND	1.3	ND	2.6	ND	4	6.8	3.4	2.9	3.5	ND	ND	ND	ND
1,3-Dichlorobenzene	ND	ND	ND	ND	ND	ND	ND	ND	ND	1	ND	ND	ND	ND	ND	ND	ND	ND
1,4-Dichlorobenzene	ND	ND	ND	ND	2.8	0.61	2.2	ND	ND	1	ND	ND	ND	ND	ND	ND	ND	ND
2-Butanone (MEK)	2.2	ND	1.9	2.6	3.3	0.84	2.1	1.7	0.69	3	4.3	0.69	3.4	5.3	0.72	1.1	ND	ND
2-Hexanone	ND	ND	ND	ND	ND	ND	ND	ND	ND	ND	ND	ND	ND	ND	ND	ND	ND	ND
4-Ethyltoluene	ND	ND	ND	1.1	0.55	1.6	ND	1.6	ND	2.2	5.7	2.4	2.1	1.6	ND	0.5	ND	ND
4-Methyl-2-pentanone	ND	ND	ND	ND	ND	ND	ND	ND	ND	ND	ND	ND	ND	ND	ND	ND	ND	ND
Acetone	12	4.6	10	30	39	6.2	21	11	3.8	19	30	3.9	17	20	5.4	6.6	4.5	3.6
Benzene	0.31	0.42	0.31	0.69	0.63	0.42	0.36	0.42	0.55	0.84	0.81	0.74	0.81	2	0.74	0.87	0.55	0.39
Bromoform	ND	ND	ND	ND	ND	ND	ND	ND	ND	ND	ND	ND	ND	ND	ND	ND	ND	ND
Bromomethane	ND	ND	ND	ND	ND	ND	ND	ND	ND	ND	ND	ND	ND	ND	ND	ND	ND	ND
Carbon disulfide	ND	ND	ND	ND	ND	ND	ND	ND	ND	ND	ND	ND	ND	ND	ND	ND	ND	ND
Carbon tetrachloride	0.36	0.38	0.33	0.38	0.49	0.38	ND	ND	0.38	ND	ND	0.38	ND	ND	0.38	0.38	0.38	0.38
Chlorobenzene	ND	ND	ND	ND	ND	ND	ND	ND	ND	ND	ND	ND	ND	ND	ND	ND	ND	ND
Chloroethane	ND	ND	ND	ND	ND	ND	ND	ND	ND	ND	ND	ND	ND	ND	ND	ND	ND	ND
Chloroform	ND	ND	ND	ND	ND	ND	ND	ND	ND	ND	ND	ND	ND	ND	ND	ND	ND	ND
Chloromethane	ND	1	0.83	ND	ND	1.2	ND	1.5	0.95	2	3.1	1	ND	ND	0.95	1	1	0.87
cis-1,2-Dichloroethene	ND	ND	ND	ND	ND	ND	ND	ND	ND	ND	ND	ND	0.56	0.6	ND	ND	ND	ND
cis-1,3-Dichloropropene	ND	ND	ND	ND	ND	ND	ND	ND	ND	ND	ND	ND	ND	ND	ND	ND	ND	ND
Dibromochloromethane	ND	ND	ND	ND	ND	ND	ND	ND	ND	ND	ND	ND	ND	ND	ND	ND	ND	ND
Dichlorobromomethane	ND	ND	ND	ND	ND	ND	ND	ND	ND	0.95	ND	ND	ND	ND	ND	ND	ND	ND
Dichloromethane (Methylene chloride)	ND	ND	ND	ND	ND	ND	ND	ND	ND	ND	ND	ND	ND	ND	ND	ND	ND	ND
Ethyl benzene	0.6	ND	ND	0.97	1.1	ND	0.7	2.2	ND	4.5	6	2.8	2.7	4.2	ND	ND	ND	ND
Freon-11	0.91	1.2	0.98	1.3	1.4	1.1	0.79	0.85	1.1	1.3	1.3	1.1	1.2	1.2	1.2	1.1	1.1	1.1
Freon-113	ND	ND	ND	ND	ND	ND	ND	ND	ND	ND	ND	ND	ND	ND	ND	ND	ND	ND
Freon-114	ND	ND	ND	ND	ND	ND	ND	ND	ND	ND	ND	ND	ND	ND	ND	ND	ND	ND
Freon-12	1.7	1.1	2	2	2.6	ND	ND	1.4	1	1.1	1.3	1.1	1.1	1.1	1.1	ND	1.3	1.1
Hexachlorobutadiene	ND	ND	ND	ND	ND	ND	ND	ND	ND	ND	ND	ND	ND	ND	ND	ND	ND	ND
Isopropylbenzene	ND	NA	ND	ND	ND	NA	ND	ND	NA	0.6	0.95	NA	ND	ND	NA	NA	NA	NA
m&p-Xylene	1.7	ND	1.1	4.2	3.9	0.53	2.9	12	1.1	22	37	24	14	18	1.3	1.8	1.2	ND
Methyl tertbutyl ether (MTBE)	ND	NA	ND	ND	ND	NA	ND	ND	NA	ND	ND	NA	ND	ND	NA	NA	NA	NA
o-Xylene	0.84	ND	0.61	1.8	1.5	ND	1.1	5.1	ND	8.3	14	8.2	5.5	6.8	0.44	0.57	0.44	ND
Styrene	0.81	ND	0.62	ND	0.56	ND	0.73	ND	ND	1.1	0.47	ND	ND	ND	ND	ND	ND	ND
Tetrachloroethene	ND	ND	ND	ND	ND	ND	ND	ND	ND	ND	ND	ND	ND	0.83	ND	ND	ND	ND
Toluene	3	ND	2.1	4.3	65	5.2	37	6	0.8	7.2	4.9	0.88	9	9.8	1.2	2.9	0.76	ND
trans-1,2-Dichloroethene	ND	ND	ND	ND	ND	ND	ND	ND	ND	ND	ND	ND	ND	ND	ND	ND	ND	ND
trans-1,3-Dichloropropene	ND	ND	ND	ND	ND	ND	ND	ND	ND	ND	ND	ND	ND	ND	ND	ND	ND	ND
Trichloroethene	24	2.9	0.71	74	18	0.55	12	52	45	92	72	39	140	230	23	7	32	0.55
Vinyl chloride	ND	ND	ND	ND	ND	ND	ND	ND	ND	ND	ND	ND	ND	ND	ND	ND	ND	ND

Notes:
Results are in micrograms per cubic meter ($\mu g/m^3$)
*: Ambient Air Sample
ND: Not Detected

Table 6
ART System Pilot Test Groundwater Monitoring Results
Rheem Manufacturing Company
Milledgeville, Georgia

Well No.	Well Screen Interval (ft bgs)/ Lithology	Distance to Nearest ART Well (ft)	Analyte	2010			2011		2012			2013			2014										2015	
				Sep	Nov	Dec	Jun	Dec	Jun	Oct	Dec	Jan	Jun	Oct	Feb	Mar	Apr	May	Jun	Jul	Sep	Oct	Dec	Feb	Apr
MW-39	30-40 Soil	35	cis-1,2-Dichloroethene							ND	ND	ND		ND	ND	ND	ND	ND	ND	ND	ND	ND	ND	ND	ND
			Tetrachloroethene							5.1	ND	ND		ND	ND	ND	ND	ND	ND	ND	ND	ND	ND	ND	ND
			Trichloroethene							ND	ND	ND		ND	ND	ND	ND	ND	ND	ND	ND	ND	ND	ND	ND
			Vinyl chloride							ND	ND	ND		ND	ND	ND	ND	ND	ND	ND	ND	ND	ND	ND	ND
MW-28	90-100 PWR	30'	cis-1,2-Dichloroethene	36	49					86	80	77		52	9.1	7.2	ND	ND	ND	6.6	11	9	13	ND	ND
			Tetrachloroethene	ND	ND					ND	ND	ND		ND	ND	ND	ND	ND	ND	ND	ND	ND	ND	ND	ND
			Trichloroethene	920	1,300	1,100	1,400	2,500	1,500	1,800	1,500	1,500	970	890	190	130	90	76	71	120	180	150	210	120	47
			Vinyl chloride	ND	ND					ND	ND	ND		ND	ND	ND	ND	ND	ND	ND	ND	ND	ND	ND	ND
MW-27	158-168 Bedrock	34	cis-1,2-Dichloroethene	5.4										14	12	13	9.9	8.9	9.4	9.0	11	9.1	9.0	8.4	7.7
			Tetrachloroethene	ND										ND	ND	ND	ND	ND	ND	ND	ND	ND	ND	ND	ND
			Trichloroethene	45			59	60	47		48		53	23	16	14	12	11	10	9.6	9.5	8.2	7.5	10	8.4
			Vinyl chloride	ND										ND	ND	ND	ND	ND	ND	ND	ND	ND	ND	ND	ND
MW-37S	30-40 Soil	22	cis-1,2-Dichloroethene							ND	ND	ND		ND	ND	ND	ND	ND	ND	ND	ND	ND	ND	ND	ND
			Tetrachloroethene							ND	ND	ND		ND	ND	ND	ND	ND	ND	ND	ND	ND	ND	ND	ND
			Trichloroethene							ND	9.9	ND		ND	ND	ND	ND	ND	ND	ND	ND	ND	ND	ND	ND
			Vinyl chloride							ND	ND	ND		ND	ND	ND	ND	ND	ND	ND	ND	ND	ND	ND	ND
MW-37D	77-87 PWR	22	cis-1,2-Dichloroethene							20	27	33		150	21	21	18	13	9.7	7.6	7.5	5.6	7.7	6.3	6.7
			Tetrachloroethene							ND	ND	ND		ND	ND	ND	ND	ND	ND	ND	ND	ND	ND	ND	ND
			Trichloroethene							370	320	310		20	120	160	88	110	110	88	81	75	72	100	61
			Vinyl chloride							ND	ND	ND		34	13	9.3	20	5.3	4.4	4.6	3.4	ND	ND	ND	ND
MW-38S	30-40 Soil	15	cis-1,2-Dichloroethene							ND	ND	ND		ND	ND	ND	ND	ND	ND	ND	ND	ND	ND	ND	ND
			Tetrachloroethene							5.2	ND	ND		ND	ND	ND	ND	ND	ND	ND	ND	ND	ND	ND	ND
			Trichloroethene							ND	ND	ND		ND	ND	ND	ND	ND	ND	ND	ND	ND	ND	ND	ND
			Vinyl chloride							ND	ND	ND		ND	ND	ND	ND	ND	ND	ND	ND	ND	ND	ND	ND
MW-38D	67-77 PWR	15	cis-1,2-Dichloroethene							34	50	62		27	ND	ND	ND	ND	ND	ND	ND	ND	ND	ND	ND
			Tetrachloroethene							ND	ND	ND		ND	ND	ND	ND	ND	ND	ND	ND	ND	ND	ND	ND
			Trichloroethene							720	610	670		270	41	33	23	18	17	13	11	11	9	12	7.3
			Vinyl chloride							ND	ND	ND		ND	ND	ND	ND	ND	ND	ND	ND	ND	ND	ND	ND

Notes:
Results are in micrograms per liter (µg/L)
PWR: Partially Weathered Rock
ft bgs: feet below ground surface
ND: Not Detected

Pre-ART System Pilot Test
Original Baseline Event (ART-1, ART-2 pilot test)
Second Baseline Event (ART-3, ART-4, ART-5 pilot test)

Table 7
Hydraulic Fracture SVE Well Installation Summary
Rheem Manufacturing Company
Milledgeville, Georgia

Well No.	Date of Install	Total Depth (ft-bgs)	Screen Top (ft-bgs)	Screen Bottom (ft-bgs)	FracDepth (ft-bgs)	Frac Volume (ft^3)	Estimated Frac Area Range (ft^2)	
FW-1-5	Feb-14	7.5	5	7	5	4	76	122
FW-1-10	Feb-14	11.5	9	11	10	8	152	244
FW-1-15	Feb-14	16.5	14	16	15	12	229	366
FW-1-20	Feb-14	21.5	19	21	20	15	305	457
FW-1-25	Feb-14	26.5	24	26	25	15	381	457
FW-2-5	Feb-14	6.5	4	6	5	4	76	122
FW-2-10	Feb-14	11.5	9	11	10	8	152	244
FW-2-15	Feb-14	16.5	14	16	15	12	229	366
FW-2-20	Feb-14	21.5	19	21	20	15	305	457
FW-2-25	Feb-14	26.5	24	26	25	15	381	457
FW-3-7.5	Feb-14	9	6.5	8.5	7.5	4	114	122
FW-3-12.5	Feb-14	14	11.5	13.5	12.5	8	191	244
FW-3-16.5	Feb-14	18	15.5	17.5	16.5	12	251	366
FW-3-21	Feb-14	22.5	20	22	21	15	320	457
FW-3-24	Feb-14	25.5	23	25	24	15	366	457
FW-4-7.5	Feb-14	9	6.5	8.5	7.5	4	114	122
FW-4-12.5	Feb-14	14	11.5	13.5	12.5	8	191	244
FW-4-16.5	Feb-14	18	15.5	17.5	16.5	12	251	366
FW-4-21	Feb-14	22.5	20	22	21	14	320	427
FW-4-24	Feb-14	25.5	23	25	24	16	366	488
FW-5-7.5	Feb-14	9	7	9	8	3.25	122	99
FW-5-12.5	Feb-14	14	11.5	13.5	12.5	8	191	244
FW-5-16.5	Feb-14	18	15.5	17.5	16.5	12	251	366
FW-5-21	Feb-14	22.5	20	22	21	15	320	457
FW-5-24	Feb-14	25.5	23	25	24	15	366	457
FW-6-5	Feb-14	6.5	5	7	6	3.25	91	99
FW-6-10	Feb-14	11.5	9	11	10	8	152	244
FW-6-15	Feb-14	16.5	14	16	15	12	229	366
FW-6-20	Feb-14	21.5	19	21	20	15	305	457
FW-6-25	Feb-14	26.5	24	26	25	15	381	457
FW-7-5	Feb-14	6.5	4	6	5	4	76	122
FW-7-10	Feb-14	11.5	9	11	10	8	152	244
FW-7-15	Feb-14	16.5	14	16	15	12	229	366
FW-7-20	Feb-14	21.5	19	21	20	15	305	457
FW-7-25	Feb-14	26.5	24	26	25	15	381	457
FW-8-7.5	Feb-14	9	6.5	8.5	7.5	4	114	122
FW-8-12	Feb-14	13.5	11	13	12	8	183	244
FW-8-16	Feb-14	17.5	15	17	16	12	244	366
FW-8-21	Feb-14	22.5	20	22	21	15	320	457
FW-8-24	Feb-14	25.5	23	25	24	15	366	457

Notes:
ft-bgs: feet below ground surface

Table 8
SVE System - Total TCE Extracted
Rheem Manufacturing Company
Milledgeville, Georgia

Date	Caustic Flow (gpd)	Total Caustic Use to Date (gal)	Rate of TCE Extraction (lbs/day)	TCE Extracted Between Periods (lbs)	Total TCE Extracted (lbs)
4/4/2015	252	0	713	0	0
4/21/2015	54.6	1510	154	4270	4270
4/24/2015	54.6	1710	154	566	4836
4/30/2015	33.6	1975	95	748	5584

(1) $C_2HCl_3 + 1.5\ O_2 + H_20 \rightarrow 2\ CO_2 + 3\ HCl$
(2) $HCl + NaOH \rightarrow H_2O + NaCl$

According to manufacturer, there are approximately 2.58 lbs of NaOH per gallon of caustic in 25% caustic solution.

$$\frac{2.58\ lbs\ NaOH}{1\ gal\ caustic} \times \frac{1\ lb\ mol\ NaOH}{39.997\ lbs\ NaOH} \times \frac{1\ lb\ mol\ HCL}{1\ lb\ mol\ NaOH} \times \frac{1\ lb\ mol\ TCE}{3\ lb\ mol\ HCl} \times \frac{131.4\ lbs\ TCE}{1\ lb\ mol\ TCE} = \frac{2.83\ lbs\ TCE}{1\ gal\ caustic}$$

Ex.

Max pump output=	25	gph
Stroke (%)=	35%	
CV Output (%)=	16%	

$$Pump\ Output\ \left(\frac{gal}{day}\right) = Max\ Pump\ Output\ \times\ Stroke\ \times\ CV\ Output$$

Pump Output=	33.6	gpd
Current Rate TCE extraction=	95	lbs/day
Previous Pump Output=	54.6	gpd
Caustic Used to Date=	1710	gal

$$Caustic\ Used = Prev.\ Caustic\ Usage + Avg\ of\ Current\ \&\ Prev.\ Caustic\ Usage\ Rate \times Days\ Between\ Period$$

Total Caustic Used=	1975	gal
TCE Extracted=	5584	

APPENDIX A
Professional Geologist Summary Of Hours

10:35 AM
05/08/15

Environmental Planning Specialists, Inc.

Justin Vickery

Project Hours

November 2014 through April 2015

	Nov 14	Dec 14	Jan 15	Feb 15	Mar 15	Apr 15	TOTAL
Total Hours per Month	64.75	41.25	65.25	85.75	135.25	64.00	456.25

APPENDIX B
Milestone Schedule

PROJECTED MILESTONE SCHEDULE
Rheem Manufacturing Company
Milledgeville, GA

ID	Task Name	2013	2014				2015				2016				2017				2018		
		Q4	Q1	Q2	Q3	Q4	Q1	Q2	Q3	Q4	Q1	Q2	Q3	Q4	Q1	Q2	Q3	Q4	Q1	Q2	Q3
1	VRP Enrollment																				
2	Cost Estimate																				
3	Financial Assurance																				
4	Updated Financial Assurance																				
5	Soil Delineation (completed prior to VRP enrollment)*																				
6	On-site Horzontal Groundwater Delineation (completed prior to VRP enrollment)*																				
7	Off-site Horizontal Groundwater Delineation																				
8	Apply to Include Off-Site Properties In VRP																				
9	Vertical Groundwater Delineation (if necessary)																				
10	Semi-Annual Progress Reports																				
11	Updated CSM, Final Remdiation Plan, and Prelinimary Cost Estimate																				
12	Remedial Activities																				
13	Compliance Status Report																				

Notes: Dark gray shading indicates portion of schedule that has passed.
Planned activity
Activity completed/conducted to date
* Documented in the Voluntary Remediation Program Application Update 1, October 2012

APPENDIX C
Boring Logs And Well Construction Information

PROJECT: **Rheem Manufacturing Company**		Log of Boring No. **MW-48(A-C)**	
SITE LOCATION:	Milledgeville, GA	TOP OF CASING ELEVATION (ft):	N/A
DRILLING CONTRACTOR:	TerraSonic	DATE STARTED: 1/19/2015	DATE FINISHED: 1/21/2015
DRILLING METHOD:	Rotosonic	TOTAL DEPTH (ft.): 98	SCREEN INTERVAL (ft.): See Below
DRILLING EQUIPMENT:	Sonic Rig TS-1159	DEPTH TO WATER AT TIME OF BORING (ft.): NM	CASING (ft.): See Below
SAMPLING METHOD:	Sample Sleeves	BOREHOLE DIAMETER (In.): See Below	WELL DIAMETER (In.): 1
LOGGED BY:	Alex Testoff & Jeff Dennis		

Ground Surface Elevation (ft): N/A

DEPTH (feet)	SAMPLES: Sample No. Location	SAMPLES: Blows/ Foot	PID Reading	DESCRIPTION
0–5			0	red, tan clay
5–10			1.1, 2	red,tan micaceous clay
10–15			3.3	orange, tan micaceous clay
15–20			3.7, 0.1	orange, tan clay with gravel
20–25			3.9	orange, tan clay
25–30			3.5	tan, yellow clay with weathered rock
30–35			3.4	tan, orange clay
35–45			4.5, 3.2, 3.4	orange, tan clay with weathered rock
45–50			21.3	
50–55			466	gray, white weathered rock with clay
55–60			566	
60–65			3802, 1227	tan, gray weathered rock
65–70			564	gray, white weathered rock
70–75			212	tan coarse grained weathered rock; gray pulverized rock
75–90			0, 0, 0	gray, white gneiss
90–95			0, 0, 0	gray, white gneiss (possible fractures)
95–100				
100–145				

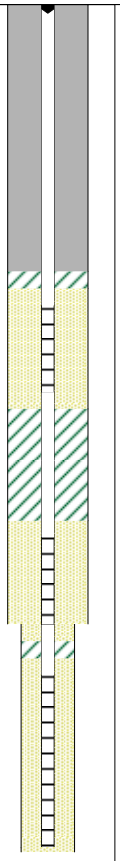

WELL CONSTRUCTION DETAILS AND/OR DRILLING REMARKS

MW-48A through MW-48C constructed with 3 separate 1-inch PVC wells within one borehole

Borehole diameter:
0-72 ft = 6-inches
72-98 ft = 4-inches

MW-48C: Screen = 35-45 ft

MW-48B: Screen = 62-72 ft

MW-48A: Screen = 78-98 ft

Terminated @ ~98'

EPS

PROJECT: **Rheem Manufacturing Company**		Log of Boring No. **MW-49(A-C)**	
SITE LOCATION:	Milledgeville, GA	TOP OF CASING ELEVATION (ft):	N/A
DRILLING CONTRACTOR:	TerraSonic	DATE STARTED: 1/21/2015	DATE FINISHED: 1/22/2015
DRILLING METHOD:	Rotosonic	TOTAL DEPTH (ft.): 88	SCREEN INTERVAL (ft.): See Below
DRILLING EQUIPMENT:	Sonic Rig TS-1159	DEPTH TO WATER AT TIME OF BORING (ft.): NM	CASING (ft.): See Below
SAMPLING METHOD:	Sample Sleeves	BOREHOLE DIAMETER (In.): See Below	WELL DIAMETER (In.): 1
LOGGED BY:	Alex Testoff		

Ground Surface Elevation (ft): N/A

DEPTH (feet)	SAMPLES: Sample No. Location	SAMPLES: Blows/ Foot	PID Reading	DESCRIPTION
0				
5			7.4	red, tan clay
			11.5	
10			39.7	
				red, tan micaceous clay
15			47.1	
				tan clay with gravel
			50.1	
20			33.3	red, tan clay
25				
			41	red, tan clay with weathered rock
30			61.5	
				orange, tan clay with weathered rock
35			272	
				orange, tan clay with fine weathered rock
			402	
40			460	orange, tan clay with weathered rock
				weathered rock with orange clay
45			581	
				tan weathered rock
			1819	
50			1452	tan, gray weathered rock
55			1400	
				tan, white coarse grained weathered rock
			729	
60				tan, white, pink coarse grained weathered rock
			390	
65				
			5.3	tan, pink gneiss (possible fractures)
70				
			63	
75				tan, gray gneiss (possible fractures)
			71	
80			0.8	
			1.36	gray, tan gneiss (possible fractures)
85				
			2.4	
90				
95				
100				
105				
110				
115				
120				
125				
130				
135				
140				
145				

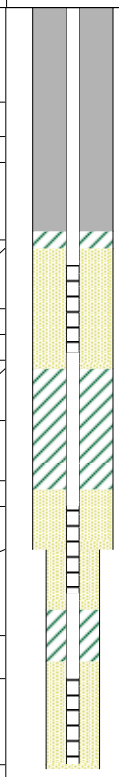

WELL CONSTRUCTION DETAILS AND/OR DRILLING REMARKS

MW-49A through MW-49C constructed with 3 separate 1-inch PVC wells within one borehole

Borehole diameter:
0-63 ft = 6-inches
63-88 ft = 4-inches

MW-49C: Screen = 30-40 ft

MW-49B: Screen = 58-68 ft

MW-49A: Screen = 78-88 ft

Terminated @ ~88'

EPS

PROJECT: **Rheem Manufacturing Company**	Log of Boring No. **MW-50(A-C)**	
SITE LOCATION: Milledgeville, GA	TOP OF CASING ELEVATION (ft): N/A	
DRILLING CONTRACTOR: TerraSonic	DATE STARTED: 1/22/2015	DATE FINISHED: 1/24/2015
DRILLING METHOD: Rotosonic	TOTAL DEPTH (ft.): 138	SCREEN INTERVAL (ft.): See Below
DRILLING EQUIPMENT: Sonic Rig TS-1159	DEPTH TO WATER AT TIME OF BORING (ft.): NM	CASING (ft.): See Below
SAMPLING METHOD: Sample Sleeves	BOREHOLE DIAMETER (In.): See Below	WELL DIAMETER (In.): 1
LOGGED BY: Alex Testoff		

Ground Surface Elevation (ft): N/A

DEPTH (feet)	SAMPLES Sample No. Location	SAMPLES Blows/ Foot	PID Reading	DESCRIPTION
0				orange, black sandy clay
5			0	orange, tan clay
			0	
10			0.3	orange, black sandy clay
15			0	orange, tan clay
			0	orange, white sandy clay
20				orange, tan clay
25			0.2	tan clay
30			0.2	
			0.1	orange, tan clay
35			0	
40			0	
			0.2	orange, tan clay with weathered rock
				weathered rock with orange, tan clay
45				orange, tan clay with weathered rock
50			0	
			0.1	tan, white weathered rock
55			0.3	
			0.3	
60			1.3	
65			1.9	weathered rock with orange, tan clay
70			7.7	brown, tan coarse grained weathered rock
75			81.7	tan weathered rock
80			33.3	
			18.3	
85			407	tan coarse grained weathered rock
90			413	tan weathered rock
95				no recovery
100				
105			50.8	tan, pink coarse grained weathered rock
			56.7	
110			48.3	
115			118	pulverised gray, white gneiss
120			69	
			3.2	gray, white gneiss (possible fractures)
125			11.6	
			61.3	
130				
135			0.3	
140				
145				

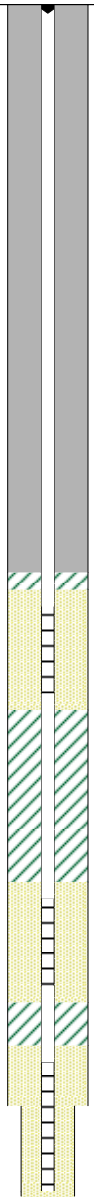

WELL CONSTRUCTION DETAILS AND/OR DRILLING REMARKS

MW-50A through MW-50C constructed with 3 separate 1-inch PVC wells within one borehole

Borehole diameter:
0-128 ft = 6-inches
128-138 ft = 4-inches

MW-50C: Screen = 70-80 ft

MW-50B: Screen = 104-114 ft

MW-50A: Screen = 123-138 ft

Terminated @ ~138'

EPS

PROJECT: **Rheem Manufacturing Company**	Log of Boring No. **MW-51(A-C)**	
SITE LOCATION: Milledgeville, GA	TOP OF CASING ELEVATION (ft): N/A	
DRILLING CONTRACTOR: TerraSonic	DATE STARTED: 1/24/2015	DATE FINISHED: 1/26/2015
DRILLING METHOD: Rotosonic	TOTAL DEPTH (ft.): 109	SCREEN INTERVAL (ft.): See Below
DRILLING EQUIPMENT: Sonic Rig TS-1159	DEPTH TO WATER AT TIME OF BORING (ft.): NM	CASING (ft.): See Below
SAMPLING METHOD: Sample Sleeves	BOREHOLE DIAMETER (In.): See Below	WELL DIAMETER (In.): 1
LOGGED BY: Alex Testoff		

DEPTH (feet)	SAMPLES: Sample No. Location	SAMPLES: Blows/ Foot	PID Reading	DESCRIPTION (Ground Surface Elevation (ft): N/A)
0			89.8	orange, red clay
5			187	
10			262	orange, tan clay
15				
20			265	
			271	
25			79.5	
30			123	
			88.5	
35			55.4	orange, tan micaceous clay
40			51.6	orange, tan clay with weathered rock
			138	
45			104	
50			234	
			315	
55			346	white weathered rock with orange, tan clay
60			398	
			616	
65			572	tan, white weathered rock
70			418	tan, white weathered rock with tan, orange clay
			741	
75			81.2	tan, black weathered rock with clay
80			385	tan, white weathered rock
			180	
85			158	tan, white coarse grained weathered rock
			317	tan, white weathered rock
90			124	gray, tan weathered rock
			170	dark tan weathered rock
95			121	white, gray gneiss (possible fractures)
			186	
100			192	gray, white gneiss (possible fractures)
105			0.6	gray, pink gneiss (possible fractures)
			0.4	gray, pink gneiss (possible fractures)
110				
115				
120				
125				
130				
135				
140				
145				

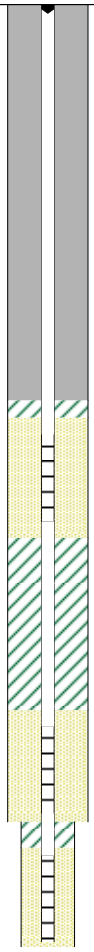

WELL CONSTRUCTION DETAILS AND/OR DRILLING REMARKS

MW-51A through MW-51C constructed with 3 separate 1-inch PVC wells within one borehole

Borehole diameter:
0-95 ft = 6-inches
95-109 ft = 4-inches

MW-51C: Screen = 50-60 ft

MW-51B: Screen = 84-94 ft

MW-51A: Screen = 99-109 ft

Terminated @ ~109'

EPS

PROJECT: **Rheem Manufacturing Company**	Log of Boring No. **MW-52(A-C)**	
SITE LOCATION: Milledgeville, GA	TOP OF CASING ELEVATION (ft): N/A	
DRILLING CONTRACTOR: TerraSonic	DATE STARTED: 1/27/2015	DATE FINISHED: 1/28/2015
DRILLING METHOD: Rotosonic	TOTAL DEPTH (ft.): 144	SCREEN INTERVAL (ft.): See Below
DRILLING EQUIPMENT: Sonic Rig TS-1159	DEPTH TO WATER AT TIME OF BORING (ft.): NM	CASING (ft.): See Below
SAMPLING METHOD: Sample Sleeves	BOREHOLE DIAMETER (In.): See Below	WELL DIAMETER (In.): 1
LOGGED BY: Alex Testoff		

Ground Surface Elevation (ft): N/A

DEPTH (feet)	SAMPLES: Sample No. Location	SAMPLES: Blows/ Foot	PID Reading	DESCRIPTION
0			12.7	orange clay
5			31.1	tan micaceous clay
10			28.6	tan, orange micaceous clay
			26.7	
15			33.2	tan micaceous clay
20			18	no recovery
25			9.5	tan clay with weathered rock
30			10.3	tan clay
			9.6	white gneiss
35			6.4	white weathered rock
40			2.6	tan, white weathered rock
			13.4	tan, white weathered rock with clay
45			9.1	tan weathered rock
50			13.7	tan, white weathered rock
55			13.2	
60			23.2	
			2.1	tan, white weathered rock with clay
65			14.8	white weathered rock with feldspar
70				
75				tan, white coarse grained weathered rock
80				
85			5.6	dark gray weathered rock
90				no recovery
				white, pink coarse grained weathered rock
95			15.9	dark gray, tan weathered rock
100				
105				no recovery
110				tan, white weathered rock (~10% recovery)
115				
120			6.8	
			30.7	white, pink coarse weathered rock
125			31	
			0.8	feldspar
130			25.8	white, tan weathered rock
				gray coarse grained weathered rock
135			4.3	gray pulverised rock
140			9.3	gray, white, pink gneiss
145			1.2	

WELL CONSTRUCTION DETAILS AND/OR DRILLING REMARKS



MW-52A through MW-52C constructed with 3 separate 1-inch PVC wells within one borehole

Borehole diameter:
0-134 ft = 6-inches
134-144 ft = 4-inches

MW-52C: Screen = 40-50 ft

MW-52B: Screen = 80-90 ft

MW-52A: Screen = 125-135 ft

Terminated @ ~144'

EPS

PROJECT: **Rheem Manufacturing Company**		Log of Boring No. **MW-53(A-C)**	
SITE LOCATION:	Milledgeville, GA	TOP OF CASING ELEVATION (ft):	N/A
DRILLING CONTRACTOR:	TerraSonic	DATE STARTED: 1/29/2015	DATE FINISHED: 1/30/2015
DRILLING METHOD:	Rotosonic	TOTAL DEPTH (ft.): 137	SCREEN INTERVAL (ft.): See Below
DRILLING EQUIPMENT:	Sonic Rig TS-1159	DEPTH TO WATER AT TIME OF BORING (ft.): NM	CASING (ft.): See Below
SAMPLING METHOD:	Sample Sleeves	BOREHOLE DIAMETER (In.): See Below	WELL DIAMETER (In.): 1
LOGGED BY:	Alex Testoff & Jeff Dennis		

Ground Surface Elevation (ft): N/A

DEPTH (feet)	SAMPLES Sample No. Location	SAMPLES Blows/ Foot	PID Reading	DESCRIPTION
0			47	red, orange sandy clay
5			206	
10			41.8	tan, white weathered rock
			211	tan weathered rock with clay
15			205	
20			449	gray, white weathered rock
			430	
25			390	tan, white weathered rock with clay
30			51.5	white, tan weathered rock with quartz
			192	tan weathered rock with clay
35			95	tan, white weathered rock
40			93.6	tan weathered rock with clay
			35.8	gray, white weathered rock
45			60.7	
50			29.4	
			35.2	
55			55.1	gray, white weathered rock
60			44.7	
			34.1	
65			6.5	
70				no recovery
75				gray, white gneiss
				tan, white weathered rock with clay
80			9.3	
			14.5	gray pulverized rock
85			0.2	gray, white, pink gneiss (possible fractures)
90			0.7	gray, white, pink coarse grained weathered rock
95			2.7	
100				no recovery
105			22.2	white, gray, pink coarse grained weathered rock
110			36.1	
			1.2	white, gray, pink coarse grained weathered rock with gravel
115			0.4	gray, white, pink gneiss
120			0.7	tan, white weathered rock
125			1.2	
130			0.8	gray, white, pink gneiss (possible fractures)
135				
140				
145				

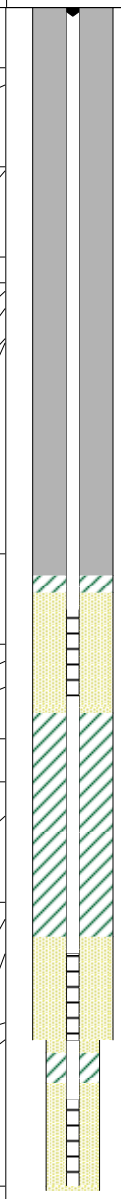

WELL CONSTRUCTION DETAILS AND/OR DRILLING REMARKS

MW-53A through MW-53C constructed with 3 separate 1-inch PVC wells within one borehole

Borehole diameter:
0-120 ft = 6-inches
120-137 ft = 4-inches

MW-52C: Screen = 70-80 ft

MW-52B: Screen = 110-120 ft

MW-52A: Screen = 127-137 ft

Terminated @ ~137'

EPS

APPENDIX D
Monitoring Well Development And Purge Logs

TCE Release Area Well Cluster Development Logs

EPS

Monitoring Well Sampling Form

EPS Project: Rheem Manufacturing Company **Date:** 1-29-15

Well ID: MW-48A (development)
Sampling Performed By: A. Testoff / J. Dennis
Well Construction: 1" flushmount
Well Labeled: no **Well Cap:** no **Well Locked:** no
Well depth from TOC: 98.05
Well Diameter (in):
Height (Ht) of water in well (Well depth from TOC - Static level from TOC): 66.75
Volume of water in well (Ht. x(.16 for 2")(.653 for 4")(1.469 for 6"): 2.72
Purging Method: Waterra
Sample Method: —

Field Conditions: 40°F clear
General Condition of Well: good
Condition of surrounding area: asphalt
Depth to Water from TOC: 31.30
Method of measure: Water Level Meter
Three Well Volumes (gal): 8.16
Time @ Start of Purge: 815
Sample Parameters: —

Time	Volume (gal)	Temp (°C)	pH	ORP (mV)	Cond. (mS/cm)	Turbidity (NTU)	DO (mg/L)	Depth to Water (ft)	Comments
1200	55.0					>1,000			purged 55 gallons, water has cleared significantly but still not clear, moving to next well

Sample ID:_____ Time Collected:_____ Technician Signature_____

EPS

Monitoring Well Sampling Form

EPS Project: Rheem Manufacturing Company **Date:** 1-29-15

Well ID: MW-48B
Field Conditions: 56°F clear
Sampling Performed By: A. Testoff / J. Dennis
Well Construction: 1" flush mount
General Condition of Well:
Well Labeled: yes **Well Cap:** no **Well Locked:** no
Condition of surrounding area:
Well depth from TOC: 72.99
Depth to Water from TOC: 32.15
Well Diameter (in): 1"
Method of measure: Water Level Meter
Height (Ht) of water in well (Well depth from TOC - Static level from TOC): 40.84
Volume of water in well (Ht. x(.16 for 2")(.653 for 4")(1.469 for 6"): 1.63
Three Well Volumes (gal): 4.90
Purging Method: Waterra
Time @ Start of Purge: 12:15
Sample Method:
Sample Parameters:

Time	Volume (gal)	Temp (°C)	pH	ORP (mV)	Cond. (mS/cm)	Turbidity (NTU)	DO (mg/L)	Depth to Water (ft)	Comments
1400	21					6.34			

Sample ID:_____ Time Collected:_____ Technician Signature_____

EPS

Monitoring Well Sampling Form

EPS Project: Rheem Manufacturing Company **Date:** 1-29-14

Well ID: MW-48C (development)
Sampling Performed By: A. Testoff / J. Dennis
Well Construction: 1" flush mount
Well Labeled: no **Well Cap:** no **Well Locked:** no
Well depth from TOC: 45.20
Well Diameter (in): 1"
Height (Ht) of water in well (Well depth from TOC - Static level from TOC): 14.30
Volume of water in well (Ht. x(.16 for 2")(.653 for 4")(1.469 for 6"): 6.57
Purging Method: waterra
Sample Method:

Field Conditions: 55°F clear
General Condition of Well: good
Condition of surrounding area: asphalt
Depth to Water from TOC: 30.90
Method of measure: Water Level Meter
Three Well Volumes (gal): 1.71
Time @ Start of Purge: @ 1405
Sample Parameters:

Time	Volume (gal)	Temp (°C)	pH	ORP (mV)	Cond. (mS/cm)	Turbidity (NTU)	DO (mg/L)	Depth to Water (ft)	Comments
14:45	8								- Well went dry
									- purged dry after ~ 8 gal

Sample ID:_____ Time Collected:_____ Technician Signature_____

EPS

Monitoring Well Sampling Form

EPS Project: Rheem Manufacturing Company **Date:** 1-29-2015

Well ID: MW-49A (development)
Sampling Performed By: A. Testoff / J. Dennis
Well Construction: stick up
Well Labeled: no **Well Cap:** no **Well Locked:** no
Well depth from TOC: 90.10'
Well Diameter (in): 1"
Height (Ht) of water in well (Well depth from TOC - Static level from TOC): 58.75'
Volume of water in well (Ht. x(.16 for 2")(.653 for 4")(1.469 for 6"): 2.35 gal
Purging Method: waterra
Sample Method: N/A

Field Conditions: ~50°F, clear
General Condition of Well: good
Condition of surrounding area: grass
Depth to Water from TOC: 31.35'
Method of measure: Water Level Meter
Three Well Volumes (gal): 7.05 gal
Time @ Start of Purge: 15:08
Sample Parameters: N/A

Time	Volume (gal)	Temp (°C)	pH	ORP (mV)	Cond. (mS/cm)	Turbidity (NTU)	DO (mg/L)	Depth to Water (ft)	Comments
15:29	10					64.8			
16:05	35	17.70	6.33	81	0.135	4.66	10.70		

Sample ID:_____ Time Collected:_____ Technician Signature

EPS

Monitoring Well Sampling Form

EPS Project: Rheem Manufacturing Company **Date:** 1-29-2015

Well ID: MW-49B (development)
Sampling Performed By: A. Testoff / J. Dennis
Well Construction: stick up
Well Labeled: no **Well Cap:** good **Well Locked:** no
Well depth from TOC: 70.20'
Well Diameter (in): 1"
Height (Ht) of water in well (Well depth from TOC - Static level from TOC): 38.35'
Volume of water in well (Ht. x(.16 for 2")(.653 for 4")(1.469 for 6"): 1.53
Purging Method: waterra
Sample Method: N/A

Field Conditions: ~50°F, clear
General Condition of Well: good
Condition of surrounding area: grass
Depth to Water from TOC: 31.85'
Method of measure: Water Level Meter
Three Well Volumes (gal): 4.60
Time @ Start of Purge: 16:08
Sample Parameters: N/A

Time	Volume (gal)	Temp (°C)	pH	ORP (mV)	Cond. (mS/cm)	Turbidity (NTU)	DO (mg/L)	Depth to Water (ft)	Comments
16:44	15	17.75	6.73	-28	0.137	98.7	18.79		
1700	20	17.76	6.75	-20	0.137	6.05	11.22		

Sample ID:_____ Time Collected:_____ Technician Signature_____

EPS

Monitoring Well Sampling Form

EPS Project: Rheem Manufacturing Company **Date:** 1-29-2015

Well ID: MW-49C
Field Conditions: ~45 °F, clear
Sampling Performed By: A. Testoff / J. Dennis
Well Construction: Stickup
General Condition of Well: good
Well Labeled: no **Well Cap:** no **Well Locked:** no
Condition of surrounding area: grass
Well depth from TOC: 43.35
Depth to Water from TOC: 33.25
Well Diameter (in): 1"
Method of measure: Water Level Meter
Height (Ht) of water in well (Well depth from TOC - Static level from TOC): 10.10'
Volume of water in well (Ht. x(.16 for 2")(.653 for 4")(1.469 for 6"): 0.40
Three Well Volumes (gal): 1.21
Purging Method: ~~well~~ Any waterra
Time @ Start of Purge: 17:07
Sample Method: N/A
Sample Parameters: N/A

Time	Volume (gal)	Temp (°C)	pH	ORP (mV)	Cond. (mS/cm)	Turbidity (NTU)	DO (mg/L)	Depth to Water (ft)	Comments
						464.3			purged dry on 1-29-2015
									allowed recharge overnight,
									purged dry on 1-30-2015,
									allowed recharge, purged dry
									again, moved to next well

Sample ID:_____ Time Collected:_____ Technician Signature_____

EPS

Monitoring Well Sampling Form

EPS Project: Rheem Manufacturing Company **Date:** 1-31-2015

Well ID: MW-50A (well development)
Sampling Performed By: A. Testoff / J. Dennis
Well Construction: flush mount
Well Labeled: no **Well Cap:** no **Well Locked:** no
Well depth from TOC: 138.10'
Well Diameter (in): 1"
Height (Ht) of water in well (Well depth from TOC - Static level from TOC): 108.8
Volume of water in well (Ht. x(.16 for 2")(.653 for 4")(1.469 for 6"): 4.35
Purging Method: waterra
Sample Method: N/A

Field Conditions: indoor
General Condition of Well: good
Condition of surrounding area: concrete
Depth to Water from TOC: 29.30'
Method of measure: Water Level Meter
Three Well Volumes (gal): 13.05
Time @ Start of Purge: 820
Sample Parameters: —

Time	Volume (gal)	Temp (°C)	pH	ORP (mV)	Cond. (mS/cm)	Turbidity (NTU)	DO (mg/L)	Depth to Water (ft)	Comments
845	~~5~~ 10	11.65	5.89	-5	0.266	>1,000	10.95		
900	20	12.13	5.86	-10	0.266	329	8.73		
910	25	12.55	5.86	-12	0.265	9.13	8.21		

Sample ID:_____ Time Collected:_____ Technician Signature_____

EPS

Monitoring Well Sampling Form

EPS Project: Rheem Manufacturing Company **Date:** 1-30-2015

Well ID: MW-50B
Field Conditions: indoor
Sampling Performed By: A. Testoff / J. Dennis
Well Construction: flush mount
General Condition of Well: good
Well Labeled: no **Well Cap:** no **Well Locked:** no
Condition of surrounding area: concrete
Well depth from TOC: 104.20'
Depth to Water from TOC: 29.25'
Well Diameter (in): 1"
Method of measure: Water Level Meter
Height (Ht) of water in well (Well depth from TOC - Static level from TOC): 74.95
Volume of water in well (Ht. x(.16 for 2")(.653 for 4")(1.469 for 6"): ~~2.9~~ 3.00
Three Well Volumes (gal): 9.00
Purging Method: waterra
Time @ Start of Purge: 915
Sample Method: N/A
Sample Parameters: N/A

Time	Volume (gal)	Temp (°C)	pH	ORP (mV)	Cond. (mS/cm)	Turbidity (NTU)	DO (mg/L)	Depth to Water (ft)	Comments
950	15	15.58	6.23	-106	0.253	60.1	19.39		
1010	25	15.91	6.20	-127	0.255	13.4	12.25		
1030	35	16.10	6.22	-130	0.254	36.7	~~29.3~~ 25	12.93	
1045	43	16.43	6.23	-133	0.251	14.7	8.83		
1101	50	16.23	6.24	-131	0.253	8.4	~~15.2~~ (ANT)	9.52	

Sample ID:_____ Time Collected:_____ Technician Signature_____

EPS

Monitoring Well Sampling Form

EPS Project: Rheem Manufacturing Company

Date: 1-30-2015

Well ID: MW-50C

Sampling Performed By: A. Testoff / J. Dennis

Field Conditions: Indoor

Well Construction: Flush mount

Well Labeled: no

Well Cap: no

Well Locked: no

General Condition of Well: good

Well depth from TOC: 80.60'

Condition of surrounding area: concrete

Well Diameter (in): 1"

Depth to Water from TOC: 29.40'

Height (Ht) of water in well (Well depth from TOC - Static level from TOC): 51.2

Method of measure: Water Level Meter

Volume of water in well (Ht. x(.16 for 2")(.653 for 4")(1.469 for 6"): 2.05

Purging Method: waterra

Three Well Volumes (gal): 6.14

Sample Method: N/A

Time @ Start of Purge: 1110

Sample Parameters: N/A

Time	Volume (gal)	Temp (°C)	pH	ORP (mV)	Cond. (mS/cm)	Turbidity (NTU)	DO (mg/L)	Depth to Water (ft)	Comments
1205	20.0	16.40	7.07	-102	0.259	850	12.72		
1225	30.0	17.16	7.02	-117	0.251	340	12.29		
1245	40.0	17.47	7.07	-121	0.251	63.1	10.58		
1301	47.0	18.09	7.03	-101	0.254	41.7	9.03		
1322	55.0	16.88	7.05	-103	0.251	8.93	13.83		

Sample ID:_____

Time Collected:_____

Technician Signature_____

EPS

Monitoring Well Sampling Form

EPS Project: Rheem Manufacturing Company **Date:** 1-30-2015

Well ID: MW-51A
Sampling Performed By: A. Testoff / J. Dennis
Well Construction: flush mount
Well Labeled: no **Well Cap:** no **Well Locked:** no
Well depth from TOC: 109.10'
Well Diameter (in): 1"
Height (Ht) of water in well (Well depth from TOC - Static level from TOC): 84.20'
Volume of water in well (Ht. x(.16 for 2")(.653 for 4")(1.469 for 6"): 3.40
Purging Method: waterra
Sample Method: N/A

Field Conditions: indoor
General Condition of Well: good
Condition of surrounding area: concrete
Depth to Water from TOC: 24.90'
Method of measure: Water Level Meter
Three Well Volumes (gal): 10.20
Time @ Start of Purge: ~~10:10~~ AMT 1313
Sample Parameters: N/A

Time	Volume (gal)	Temp (°C)	pH	ORP (mV)	Cond. (mS/cm)	Turbidity (NTU)	DO (mg/L)	Depth to Water (ft)	Comments
1250	32	16.76	6.87	119	0.092	115	~~24~~ AMT		
1300	35	14.75	6.87	161	0.096	51.5			
1320	40	17.77	6.93	133	0.096	15.4			
1335	43	17.68	6.86	130	0.096	4.14			

Sample ID:_____ Time Collected:_____ Technician Signature:_____

EPS

Monitoring Well Sampling Form

EPS Project: Rheem Manufacturing Company

Date: 1-30-2015

Well ID: MW-5IB

Sampling Performed By: A. Testoff / J. Dennis

Field Conditions: indoor

Well Construction: flush mount

Well Labeled: no

Well Cap: no

Well Locked: no

General Condition of Well: good

Well depth from TOC: 94.40'

Condition of surrounding area: concrete

Well Diameter (in): 1"

Depth to Water from TOC: 24.90'

Height (Ht) of water in well (Well depth from TOC - Static level from TOC): 69.50'

Method of measure: Water Level Meter

Volume of water in well (Ht. x(.16 for 2")(.653 for 4")(1.469 for 6"): 2.80

Three Well Volumes (gal): 8.34

Purging Method: waterra

Time @ Start of Purge: 13:42 ~~8~~ (AM)

Sample Method: N/A

Sample Parameters: N/A

Time	Volume (gal)	Temp (°C)	pH	ORP (mV)	Cond. (mS/cm)	Turbidity (NTU)	DO (mg/L)	Depth to Water (ft)	Comments
1422	15	17.31	6.93	-76	0.098	856	11.07		
1440	20	17.33	6.92	-18	0.099	571	6.54		
1510	25	15.91	6.89	-32	0.096	434	6.76		
1520	27	18.30	6.91	-44	0.096	478	6.30		
1540	32	18.12	6.90	-40	0.096	801	6.22		approximately 11.5 well volumes purged, turbidity remains high while other parameters are stable

Sample ID:_____

Time Collected:_____

Technician Signature_____

EPS

Monitoring Well Sampling Form

EPS Project: Rheem Manufacturing Company **Date:** 1-30-2015

Well ID: MW-51E

Sampling Performed By: A. Testoff / J. Dennis **Field Conditions:** indoor

Well Construction: flush mount **General Condition of Well:** good

Well Labeled: no **Well Cap:** no **Well Locked:** no **Condition of surrounding area:** concrete

Well depth from TOC: 60.20' **Depth to Water from TOC:** 24.90'

Well Diameter (in): 1" **Method of measure:** Water Level Meter

Height (Ht) of water in well (Well depth from TOC - Static level from TOC): 35.30'

Volume of water in well (Ht. x(.16 for 2")(.653 for 4")(1.469 for 6"): 1.40 **Three Well Volumes (gal):** 4.30

Purging Method: waterra **Time @ Start of Purge:** 15:52

Sample Method: N/A **Sample Parameters:** N/A

Time	Volume (gal)	Temp (°C)	pH	ORP (mV)	Cond. (mS/cm)	Turbidity (NTU)	DO (mg/L)	Depth to Water (ft)	Comments
16:32	~~10~~ 15	17.52	6.92	-35	0.152	>1000	10.97		
17:27	45	17.11	6.89	-10	0.153	>1000	5.95		
17:54	60	16.99	6.90	15	0.153	>1,000	6.05		
									*all other parameters stable except turbidity, purged over 40 well volumes

Sample ID:_____ Time Collected:_____ Technician Signature_____

EPS

Monitoring Well Sampling Form

EPS Project: Rheem Manufacturing Company **Date:** 1-30-15

Well ID: MW-524 (development)
Sampling Performed By: A. Testoff / J. Dennis
Well Construction: 4" flush mount
Well Labeled: no **Well Cap:** no **Well Locked:** no
Well depth from TOC: 133.10
Well Diameter (in): 1"
Height (Ht) of water in well (Well depth from TOC - Static level from TOC): 109.82
Volume of water in well (Ht. x(.16 for 2")(.653 for 4")(1.469 for 6"): 4.39
Purging Method: Waterra
Sample Method: —

Field Conditions: indoors
General Condition of Well: good
Condition of surrounding area: concrete
Depth to Water from TOC: 23.28
Method of measure: Water Level Meter
Three Well Volumes (gal): 13.17
Time @ Start of Purge: 1845
Sample Parameters: —

Time	Volume (gal)	Temp (°C)	pH	ORP (mV)	Cond. (mS/cm)	Turbidity (NTU)	DO (mg/L)	Depth to Water (ft)	Comments
19:45	40	16.09	6.99	236	0.142	>1000	19.29		
20:00	50	16.09	7.00	226	0.139	834	10.52		
20:14	60	16.28	7.01	329	0.136	>1000	20.36		
2030	70	16.09	7.03	358	0.136	>1000	11.33		
									* purged >15 well volumes all other parameters stable except turbidity, moving on to next well

Sample ID:_____ Time Collected:_____ Technician Signature_____

EPS

Monitoring Well Sampling Form

EPS Project: Rheem Manufacturing Company **Date:** 1-30-15

Well ID: MW-52B (development
Sampling Performed By: A. Testoff / J. Dennis
Well Construction: 1" flush mount
Well Labeled: no **Well Cap:** no **Well Locked:** no
Well depth from TOC: 89.40
Well Diameter (in): 1"
Height (Ht) of water in well (Well depth from TOC - Static level from TOC): 67.3
Volume of water in well (Ht. x(.16 for 2")(.653 for 4")(1.469 for 6"): 2.69
Purging Method: waterra
Sample Method: —

Field Conditions: indoors
General Condition of Well: good
Condition of surrounding area: concrete
Depth to Water from TOC: 22.10
Method of measure: Water Level Meter
Three Well Volumes (gal): 8.07
Time @ Start of Purge: 2040
Sample Parameters: —

Time	Volume (gal)	Temp (°C)	pH	ORP (mV)	Cond. (mS/cm)	Turbidity (NTU)	DO (mg/L)	Depth to Water (ft)	Comments
~~2110~~ 2110	30	16.85	6.75	-20	0.156	>1,000	8.25		
2130	50	16.54	6.75	-21	0.153	>1,000	8.73		
2145	65	16.50	6.78	-33	0.153	979	8.95		
2200	80	16.54	6.77	-40	0.154	>1,000	7.28		
									*purged >25 well volumes, all other parameters stable except turbidity, move to next well

Sample ID:_____ Time Collected:_____ Technician Signature_____

EPS

Monitoring Well Sampling Form

EPS Project: Rheem Manufacturing Company **Date:** 1-30-2015

Well ID: MW-52C
Sampling Performed By: A. Testoff / J. Dennis
Well Construction: flush mount
Well Labeled: no **Well Cap:** no **Well Locked:** no
Well depth from TOC: 49.50'
Well Diameter (in): 1"
Height (Ht) of water in well (Well depth from TOC - Static level from TOC): 25.70'
Volume of water in well (Ht. x(.16 for 2")(.653 for 4")(1.469 for 6"): 1.02 gal
Purging Method: waterra
Sample Method: N/A

Field Conditions: indoor
General Condition of Well: good
Condition of surrounding area: concrete
Depth to Water from TOC: 24.20'
Method of measure: Water Level Meter
Three Well Volumes (gal): 3.06
Time @ Start of Purge: 22:10
Sample Parameters: N/A

Time	Volume (gal)	Temp (°C)	pH	ORP (mV)	Cond. (mS/cm)	Turbidity (NTU)	DO (mg/L)	Depth to Water (ft)	Comments
22:40	2.5	15.97	6.92	-165	0.285	>1000	7.79		well purged dry, allowed to recharge
23:15	4.5	15.31	6.92	-143	0.281	>1000	8.35		well purged dry again, allowed recharge overnight
1-30-2015 7:30	7.0	15.67	6.95	-160	0.286	>1000	8.55		

Sample ID:_____ Time Collected:_____ Technician Signature_____

EPS

Monitoring Well Sampling Form

EPS Project: Rheem Manufacturing Company **Date:** 2-2-15

Well ID: MW53A (development)
Sampling Performed By: A. Testoff / J. Dennis
Well Construction: 1" Stick up
Well Labeled: no **Well Cap:** yes **Well Locked:** no
Well depth from TOC: 135.40
Well Diameter (in): 1"
Height (Ht) of water in well (Well depth from TOC - Static level from TOC): 107.60
Volume of water in well (Ht. x(.16 for 2")(.653 for 4")(1.469 for 6"): 4.30
Three Well Volumes (gal): 12.90
Purging Method: Watera pump
Sample Method: —

Field Conditions: 50°F clear
General Condition of Well: good
Condition of surrounding area: asphalt/grass
Depth to Water from TOC: 27.80
Method of measure: Water Level Meter
Time @ Start of Purge: 1035
Sample Parameters: —

Time	Volume (gal)	Temp (°C)	pH	ORP (mV)	Cond. (mS/cm)	Turbidity (NTU)	DO (mg/L)	Depth to Water (ft)	Comments
1135	30	15.83	7.15	-103	0.178	>1,000	16.62	—	
1145	35	17.12	7.08	-113	0.173	238	14.12	—	
1155	40	16.34	7.09	-121	0.174	16.3	8.84	—	
1205	45	16.78	7.09	-124	0.174	9.93	7.13	—	

Sample ID:_____ Time Collected:_____ Technician Signature_____

EPS

Monitoring Well Sampling Form

EPS Project: Rheem Manufacturing Company **Date:** 2-2-15

Well ID: MW 53B (development)
Field Conditions: 55°F clear
Sampling Performed By: A. Testoff / J. Dennis
Well Construction: 1" stick up
General Condition of Well: good
Well Labeled: no **Well Cap:** yes **Well Locked:** no
Condition of surrounding area: grass/asphalt
Well depth from TOC: 122.3
Depth to Water from TOC: 94.45
Well Diameter (in): 1"
Method of measure: Water Level Meter
Height (Ht) of water in well (Well depth from TOC - Static level from TOC): 27.85
Volume of water in well (Ht. x(.16 for 2")(.653 for 4")(1.469 for 6"): 1.11
Three Well Volumes (gal): 3.33
Purging Method: Waterra
Time @ Start of Purge: 1215
Sample Method:
Sample Parameters:

Time	Volume (gal)	Temp (°C)	pH	ORP (mV)	Cond. (mS/cm)	Turbidity (NTU)	DO (mg/L)	Depth to Water (ft)	Comments
1255	20.0	21.21	7.12	-67	0.202	>1,000	14.77		
1305	25.0	19.23	7.23	-75	0.200	713	8.75		
1315	30.0	18.67	7.25	-77	0.198	20.2	6.23		
1325	35.0	18.01	7.26	-86	0.198	6.11	7.15		

Sample ID:_____ Time Collected:_____ Technician Signature_____

EPS

Monitoring Well Sampling Form

EPS Project: Rheem Manufacturing Company **Date:** 2-2-15

Well ID: MW 53C (development) **Field Conditions:** 5
Sampling Performed By: A. Testoff / J. Dennis
Well Construction: 1" stick up **General Condition of Well:** good
Well Labeled: no **Well Cap:** yes **Well Locked:** no **Condition of surrounding area:** asphalt/grass
Well depth from TOC: 53.30 **Depth to Water from TOC:** 30.60
Well Diameter (in): 1" **Method of measure:** Water Level Meter
Height (Ht) of water in well (Well depth from TOC - Static level from TOC):
Volume of water in well (Ht. x(.16 for 2")(.653 for 4")(1.469 for 6"): **Three Well Volumes (gal):**
Purging Method: Waterra **Time @ Start of Purge:** 1335
Sample Method: — **Sample Parameters:** —

Time	Volume (gal)	Temp (°C)	pH	ORP (mV)	Cond. (mS/cm)	Turbidity (NTU)	DO (mg/L)	Depth to Water (ft)	Comments
1445	35	20.51	7.07	-29	0.191	71.3	8.11		
1455	40	19.23	7.23	-68	0.190	22.3	7.18		
1505	45	20.21	7.25	-82	0.190	14.5	8.28		
1515	50	20.15	7.25	-95	0.190	4.89	9.16		

Sample ID:_____ Time Collected:_____ Technician Signature

TCE Release Area Well Cluster Purge Logs

EPS

Monitoring Well Sampling Form

EPS Project: Rheem Manufacturing Company **Date:** 2-11-2015

Well ID: MW-48A
Field Conditions: ~ 60°F, clear
Sampling Performed By: A. Testoff / J. Dennis
Well Construction: hosh mount
General Condition of Well: good
Well Labeled: yes **Well Cap:** yes **Well Locked:** no
Condition of surrounding area: asphalt
Well depth from TOC: 97.85
Depth to Water from TOC: 30.16
Well Diameter (in): 1"
Method of measure: Water Level Meter
Height (Ht) of water in well (Well depth from TOC - Static level from TOC): 67.69
Volume of water in well (Ht. x(.16 for 2")(.653 for 4")(1.469 for 6"): 2.71
Three Well Volumes (gal): 8.12
Purging Method: low flow, low stress
Time @ Start of Purge: 1510
Sample Method: direct
Sample Parameters: VOC

Time	Volume (gal)	Temp (°C)	pH	ORP (mV)	Cond. (mS/cm)	Turbidity (NTU)	DO (mg/L)	Depth to Water (ft)	Comments
16:45	6.0	22.42	6.53	-28	0.187	39.1	4.00	34.42	
17:06	7.0	22.60	6.51	-33	0.181	17.8	0.63	34.42	
17:23	8.0	22.19	6.47	-32	0.178	9.80	0.60	34.44	
17:35	8.5	22.13	6.46	-30	0.177	7.54	0.54	34.50	

Sample ID: 15042-MW-48A Time Collected: 17:38 Technician Signature: [signature]

EPS

Monitoring Well Sampling Form

EPS Project: Rheem Manufacturing Company **Date:** 2-12-2015

Well ID: MW-48B
Field Conditions: ~40°F, clear
Sampling Performed By: A. Testoff / J. Dennis
Well Construction: flush mount
General Condition of Well: good
Well Labeled: yes **Well Cap:** yes **Well Locked:** no
Condition of surrounding area: asphalt
Well depth from TOC: 72.55'
Depth to Water from TOC: 30.26'
Well Diameter (in): 1"
Method of measure: Water Level Meter
Height (Ht) of water in well (Well depth from TOC - Static level from TOC): 42.29'
Volume of water in well (Ht. x(.16 for 2")(.653 for 4")(1.469 for 6"): 1.69
Three Well Volumes (gal): 5.08
Purging Method: low flow, low stress
Time @ Start of Purge: 8:10
Sample Method: direct
Sample Parameters: VOCs

Time	Volume (gal)	Temp (°C)	pH	ORP (mV)	Cond. (mS/cm)	Turbidity (NTU)	DO (mg/L)	Depth to Water (ft)	Comments
8:44	1.5	14.79	6.89	132	0.289	62.0	2.30	30.39	
9:03	2.5	14.97	6.88	126	0.287	27.0	2.10	30.39	
9:17	3.0	20.47	6.86	110	0.281	21.6	1.73	30.41	
9:32	4.0	20.68	6.86	103	0.279	18.0	1.64	30.39	
9:42	4.5	20.83	6.86	100	0.278	17.9	1.74	30.39	
10:01	5.0	21.05	6.86	95	0.276	14.2	1.57	30.39	
10:13	5.5	21.11	6.86	95	0.275	8.50	1.56	30.41	

Sample ID: 15043-MW-48B

Time Collected: 1015

Technician Signature: Alex Testoff

EPS

Monitoring Well Sampling Form

EPS Project: Rheem Manufacturing Company **Date:** 2-12-15

Well ID: MW-48C
Field Conditions: 55°F clear
Sampling Performed By: A. Testoff / J. Dennis
Well Construction: 1" flush mount
General Condition of Well: good
Well Labeled: Yes **Well Cap:** yes **Well Locked:** no
Condition of surrounding area: asphalt
Well depth from TOC: 45.02
Depth to Water from TOC: 29.94
Well Diameter (in): 1"
Method of measure: Water Level Meter
Height (Ht) of water in well (Well depth from TOC - Static level from TOC): 15.08'
Volume of water in well (Ht. x(.16 for 2")(.653 for 4")(1.469 for 6"): 0.60
Three Well Volumes (gal): 1.81
Purging Method: low flow / low stress
Time @ Start of Purge: 1030
Sample Method: direct
Sample Parameters: VOC

Time	Volume (gal)	Temp (°C)	pH	ORP (mV)	Cond. (mS/cm)	Turbidity (NTU)	DO (mg/L)	Depth to Water (ft)	Comments
1447	2.0	22.04	7.30	35	0.346	47.0	1.22	31.33	
1515	2.5	22.87	7.23	35	0.332	35.9	1.27	31.35	
1554	4.0	22.79	7.20	36	0.326	12.8	1.33	31.33	
1614	4.5	22.75	7.22	40	0.326	7.24	1.43	31.33	

Sample ID: 15043-MW-48C Time Collected: 1618 Technician Signature

EPS

Monitoring Well Sampling Form

EPS Project: Rheem Manufacturing Company **Date:** 2-11-2015

Well ID: MW-49A
Field Conditions: ~60°F, clear
Sampling Performed By: A. Testoff / J. Dennis
Well Construction: Stick up
General Condition of Well: good
Well Labeled: yes **Well Cap:** yes **Well Locked:** no
Condition of surrounding area: grass
Well depth from TOC: 91.20'
Depth to Water from TOC: 32.19'
Well Diameter (in): 1"
Method of measure: Water Level Meter
Height (Ht) of water in well (Well depth from TOC - Static level from TOC): 59.01'
Volume of water in well (Ht. x(.16 for 2")(.653 for 4")(1.469 for 6"): 2.36
Three Well Volumes (gal): 7.08
Purging Method: low flow, low stress
Time @ Start of Purge: 14:25
Sample Method: bleck
Sample Parameters: VOC

Time	Volume (gal)	Temp (°C)	pH	ORP (mV)	Cond. (mS/cm)	Turbidity (NTU)	DO (mg/L)	Depth to Water (ft)	Comments
15:30	4.5	20.72	7.05	30	0.343	0.20	3.34	32.65	
15:47	5.5	20.72	6.98	24	0.341	3.43	0.59	32.64	
16:07	7.0	20.97	6.97	20	0.339	3.14	0.36	32.65	
16:20	8.0	20.60	6.97	18	0.338	1.73	0.33	32.65	

Sample ID: 15042-MW-49A

Time Collected: 16:22

Technician Signature: Alex Testoff

EPS

Monitoring Well Sampling Form

EPS Project: Rheem Manufacturing Company **Date:** 2-12-2015

Well ID: MW-49B
Field Conditions: ~40 °F, clear
Sampling Performed By: A. Testoff / J. Dennis
Well Construction: stick up
General Condition of Well: good
Well Labeled: yes **Well Cap:** yes **Well Locked:** no
Condition of surrounding area: grass
Well depth from TOC: 71.15'
Depth to Water from TOC: 32.39'
Well Diameter (in): 1"
Method of measure: Water Level Meter
Height (Ht) of water in well (Well depth from TOC - Static level from TOC): 38.82
Volume of water in well (Ht. x(.16 for 2")(.653 for 4")(1.469 for 6"): 1.55
Three Well Volumes (gal): 4.65
Purging Method: low flow, low stress
Time @ Start of Purge: 8:00
Sample Method: direct
Sample Parameters: VOC

Time	Volume (gal)	Temp (°C)	pH	ORP (mV)	Cond. (mS/cm)	Turbidity (NTU)	DO (mg/L)	Depth to Water (ft)	Comments
833	3.5	18.08	6.45	-20	0.194	33.9	1.46	32.59	
853	3.5	18.84	6.40	-34	0.190	20.6	0.29	32.58	
910	4.5	19.07	6.39	-39	0.188	14.1	0.14	32.60	
920	5.0	18.79	6.38	-40	0.187	11.6	0.12	32.58	
934	5.5	18.92	6.38	-41	0.186	10.9	0.12	32.60	
944	6.0	18.93	6.37	-41	0.186	8.51	0.10		

Sample ID: 15043-MW-49B

Time Collected: 948

Technician Signature: [signature]

EPS

Monitoring Well Sampling Form

EPS Project: Rheem Manufacturing Company **Date:** 8-11-2015

Well ID: MW-49C
Field Conditions: ~50°F, clear
Sampling Performed By: A. Testoff / J. Dennis
Well Construction: stick up
General Condition of Well: good
Well Labeled: yes **Well Cap:** yes **Well Locked:** no
Condition of surrounding area: grass
Well depth from TOC: 43.10'
Depth to Water from TOC: 33.10'
Well Diameter (in): 1"
Method of measure: Water Level Meter
Height (Ht) of water in well (Well depth from TOC - Static level from TOC): 10'
Volume of water in well (Ht. x(.16 for 2")(.653 for 4")(1.469 for 6"): 0.4
Three Well Volumes (gal): 1.2
Purging Method: low flow, low stress
Time @ Start of Purge: 10:35
Sample Method: direct
Sample Parameters: VOC

Time	Volume (gal)	Temp (°C)	pH	ORP (mV)	Cond. (mS/cm)	Turbidity (NTU)	DO (mg/L)	Depth to Water (ft)	Comments
11:13	0.25	17.76	8.38	-45	0.468	256	7.49	33.58	
11:40	0.75	17.92	8.39	-42	0.467	248	6.83	33.57	
13:11	2.0	18.47	8.36	-12	0.485	202	4.86	33.56	
13:40	2.5	18.38	8.34	-5	0.492	209	3.77	33.58	
14:10	3.0	19.70	8.29	4	0.490	211	3.55	33.58	

Sample ID: 15042-MW-49C Time Collected: 14:12 Technician Signature: [signature]

EPS

Monitoring Well Sampling Form

EPS Project: Rheem Manufacturing Company **Date:** 2-9-2015

Well ID: MW-50A **Field Conditions:** indoor
Sampling Performed By: A. Testoff / J. Dennis
Well Construction: flush mount **General Condition of Well:** good
Well Labeled: yes **Well Cap:** yes **Well Locked:** no **Condition of surrounding area:** concrete
Well depth from TOC: 138.35' **Depth to Water from TOC:** 30.20'
Well Diameter (in): 1" **Method of measure:** Water Level Meter
Height (Ht) of water in well (Well depth from TOC - Static level from TOC): 108.15'
Volume of water in well (Ht. x(.16 for 2")(.653 for 4")(1.469 for 6"): 4.32 **Three Well Volumes (gal):** 12.98
Purging Method: low flow, low stress **Time @ Start of Purge:** 11:52
Sample Method: direct **Sample Parameters:** VOCs

Time	Volume (gal)	Temp (°C)	pH	ORP (mV)	Cond. (mS/cm)	Turbidity (NTU)	DO (mg/L)	Depth to Water (ft)	Comments
14:37	6.0	19.12	7.68	-57	0.186	18.4	1.14	52.26	*pumping @ slowest rate, still
15:08	8.0	19.22	8.19	-79	0.186	16.0	1.14	56.90	drawing down
16:02	10.0	19.22	8.63	-95	0.190	12.0	1.09	58.18	
16:35	12.0	19.10	8.66	-89	0.189	10.2	1.18	60.20	
17:05	13.0	18.34	8.70	-83	0.189	9.36	1.20	63.01	

Sample ID: 15040-MW-50A Time Collected: 17:09 Technician Signature: Alex Testoff

EPS

Monitoring Well Sampling Form

EPS Project: Rheem Manufacturing Company **Date:** 2-10-15

Well ID: MW-50B
Field Conditions: indoors
Sampling Performed By: A. Testoff / J. Dennis
Well Construction: 1" flush mount
General Condition of Well: good
Well Labeled: yes **Well Cap:** yes **Well Locked:** no
Condition of surrounding area: indoors
Well depth from TOC: 104.31
Depth to Water from TOC: 29.04
Well Diameter (in): 1"
Method of measure: Water Level Meter
Height (Ht) of water in well (Well depth from TOC - Static level from TOC): 75.27
Volume of water in well (Ht. x(.16 for 2")(.653 for 4")(1.469 for 6"): 3.01
Three Well Volumes (gal): 9.03
Purging Method: low flow/low stress
Time @ Start of Purge: 820
Sample Method: direct
Sample Parameters: VOC

Time	Volume (gal)	Temp (°C)	pH	ORP (mV)	Cond. (mS/cm)	Turbidity (NTU)	DO (mg/L)	Depth to Water (ft)	Comments
9:31	6.5	19.41	7.11	-107	0.299	319	0.21	30.75	
9:51	8.0	19.98	8.25	-180	0.266	234	0.00	30.78	
10:35	11.0	20.07	8.24	-206	0.255	171	0.00	30.80	
11:00	14.0	20.01	8.21	-203	0.248	143	0.00	30.81	
11:21	~~15~~ 16	20.05	8.15	-203	0.244	123	0.00	30.81	
11:31	17	20.04	8.14	-203	0.243	141	0.00	30.81	* purged 5 well volumes, parameters stable, turbidity still high, going to sample

Sample ID: 15041-MW-50B

Time Collected: 11:34

Technician Signature: Alex Testoff

EPS

Monitoring Well Sampling Form

EPS Project: Rheem Manufacturing Company **Date:** 2-10-2015

Well ID: MW-50C
Field Conditions: indoor
Sampling Performed By: A. Testoff / J. Dennis
Well Construction: flush mount
General Condition of Well: good
Well Labeled: yes **Well Cap:** yes **Well Locked:** no
Condition of surrounding area: concrete
Well depth from TOC: 80.52
Depth to Water from TOC: 29.10
Well Diameter (in): 1"
Method of measure: Water Level Meter
Height (Ht) of water in well (Well depth from TOC - Static level from TOC): 51.42'
Volume of water in well (Ht. x(.16 for 2")(.653 for 4")(1.469 for 6"): 2.05
Three Well Volumes (gal): 6.15"
Purging Method: low flow, low stress
Time @ Start of Purge: 11:55
Sample Method: direct
Sample Parameters: VOCs

Time	Volume (gal)	Temp (°C)	pH	ORP (mV)	Cond. (mS/cm)	Turbidity (NTU)	DO (mg/L)	Depth to Water (ft)	Comments
12:34	4.0	19.96	7.86	-132	0.306	299	1.15	33.72	
12:52	5.5	20.22	7.48	-140	0.283	203	1.57	34.22	
13:06	6.5	20.33	7.27	-136	0.269	168	1.57	34.24	
13:31	8.5	20.35	7.07	-131	0.257	132	0.85	34.25	
13:52	10.	20.33	7.05	-127	0.252	145	0.61	34.24	
14:20	12.5	20.40	7.00	-125	0.248	168	0.48	34.25	*purged over 5 well volumes turbidity still high, sample

Sample ID: 15041-MW-50C Time Collected: 14:23 Technician Signature

EPS

Monitoring Well Sampling Form

EPS Project: Rheem Manufacturing Company **Date:** 2-9-2015

Well ID: MW-51A
Field Conditions:
Sampling Performed By: A. Testoff / J. Dennis
Well Construction: flush mount
General Condition of Well: good
Well Labeled: yes **Well Cap:** yes **Well Locked:** no
Condition of surrounding area: concrete
Well depth from TOC: 108.70'
Depth to Water from TOC: 24.67'
Well Diameter (In):
Method of measure: Water Level Meter
Height (Ht) of water in well (Well depth from TOC - Static level from TOC): 84.03'
Volume of water in well (Ht. x(.16 for 2")(.653 for 4")(1.469 for 6"): 3.36
Three Well Volumes (gal): 10.08
Purging Method: low flow, low stress
Time @ Start of Purge: 12:11
Sample Method: direct
Sample Parameters: VOCs

Time	Volume (gal)	Temp (°C)	pH	ORP (mV)	Cond. (mS/cm)	Turbidity (NTU)	DO (mg/L)	Depth to Water (ft)	Comments
14:19	11.0	20.84	7.46	130	0.221	25.4	3.48	25.75	
14:51	12.5	20.90	7.49	112	0.213	24.5	3.65	25.75	
15:19	15.0	20.95	7.56	105	0.209	2.12	3.76	25.80	
15:38	17.5	20.93	7.55	100	0.208	1.95	4.13	25.81	

Sample ID: 150410-MW-51A Time Collected: 15:35 Technician Signature: [signature]

EPS

Monitoring Well Sampling Form

EPS Project: Rheem Manufacturing Company **Date:** 2-9-2015

Well ID: MW-51B
Field Conditions: indoor
Sampling Performed By: A. Testoff / J. Dennis
Well Construction: flush mount
General Condition of Well: good
Well Labeled: yes **Well Cap:** yes **Well Locked:** no
Condition of surrounding area: concrete
Well depth from TOC: 95.10'
Depth to Water from TOC: 24.75'
Well Diameter (in): 1"
Method of measure: Water Level Meter
Height (Ht) of water in well (Well depth from TOC - Static level from TOC): 70.35'
Volume of water in well (Ht. x(.16 for 2")(.653 for 4")(1.469 for 6"): 2.81 gal
Three Well Volumes (gal): 8.44 gal
Purging Method: low flow, low stress
Time @ Start of Purge: 16:00
Sample Method: direct
Sample Parameters: VOCs

Time	Volume (gal)	Temp (°C)	pH	ORP (mV)	Cond. (mS/cm)	Turbidity (NTU)	DO (mg/L)	Depth to Water (ft)	Comments
16:49	5.0	20.72	7.37	-2	0.212	73.7	6.74	25.65	
17:17	7.5	20.69	7.23	1	0.204	79.4	2.77		
~~15~~ 17:40	10.0	20.68	7.25	8	0.204	27.9	2.34		
17:58	11.5	20.77	7.29	13	0.204	6.38	2.24		

Sample ID: 15040-MW-51B

Time Collected: 18:00

Technician Signature: [signature]

EPS

Monitoring Well Sampling Form

EPS Project: Rheem Manufacturing Company **Date:** 2-10-15

Well ID: MW51C
Field Conditions: indoors
Sampling Performed By: A. Testoff / J. Dennis
Well Construction: 1" Flush mount
General Condition of Well: good
Well Labeled: yes **Well Cap:** yes **Well Locked:** no
Condition of surrounding area: indoors
Well depth from TOC: 60.12
Depth to Water from TOC: 24.69
Well Diameter (in): 1"
Method of measure: Water Level Meter
Height (Ht) of water in well (Well depth from TOC - Static level from TOC): 35.43
Volume of water in well (Ht. x(.16 for 2")(.653 for 4")(1.469 for 6"): 1.41
Three Well Volumes (gal): 4.25
Purging Method: low flow / low stress
Time @ Start of Purge: 840
Sample Method: direct
Sample Parameters: VOC

Time	Volume (gal)	Temp (°C)	pH	ORP (mV)	Cond. (mS/cm)	Turbidity (NTU)	DO (mg/L)	Depth to Water (ft)	Comments
9:09	1.5	20.16	6.74	155	0.219	26.8	2.77	26.70	
9:20	2.0	20.29	6.84	145	0.208	14.5	2.36	26.70	
9:36	3.0	20.42	6.87	136	0.202	14.6	2.18	26.70	
10:02	4.5	20.50	6.77	129	0.204	1.28	2.09	26.70	

Sample ID: 15041-MW-51C

Time Collected: 10:05

Technician Signature: [signature]

EPS

Monitoring Well Sampling Form

EPS Project: Rheem Manufacturing Company **Date:** 2-10-2015

Well ID: MW-52A
Field Conditions: indoor
Sampling Performed By: A. Testoff / J. Dennis
Well Construction: Flush mount
General Condition of Well: good
Well Labeled: yes **Well Cap:** yes **Well Locked:** no
Condition of surrounding area: concrete
Well depth from TOC: 133.45'
Depth to Water from TOC: 23.58'
Well Diameter (in): 2"
Method of measure: Water Level Meter
Height (Ht) of water in well (Well depth from TOC - Static level from TOC): 109.87
Volume of water in well (Ht. x(.16 for 2")(.653 for 4")(1.469 for 6"): 4.39
Three Well Volumes (gal): 13.18
Purging Method: low flow, low stress
Time @ Start of Purge: 10:28
Sample Method: direct
Sample Parameters: VOC

Time	Volume (gal)	Temp (°C)	pH	ORP (mV)	Cond. (mS/cm)	Turbidity (NTU)	DO (mg/L)	Depth to Water (ft)	Comments
12:47	9.0	19.55	6.83	94	0.305	4.67	2.73	28.95	
13:01	10.0	19.94	6.85	69	0.304	5.48	0.75	28.94	
13:15	11.5	20.01	6.83	59	0.304	4.73	0.18	28.95	
13:46	13.5	20.08	6.82	49	0.302	3.42	0.00	28.95	

Sample ID: 15041-MW-52A

Time Collected: 13:48

Technician Signature: Alex Testoff

EPS

Monitoring Well Sampling Form

EPS Project: Rheem Manufacturing Company **Date:** 2-10-2015

Well ID: MW-52B
Sampling Performed By: A. Testoff / J. Dennis
Well Construction: 1" Flush mount
Well Labeled: Yes **Well Cap:** Yes **Well Locked:** no
Well depth from TOC: 89.45'
Well Diameter (in): 1"
Height (Ht) of water in well (Well depth from TOC - Static level from TOC): 65.60
Volume of water in well (Ht. x(.16 for 2")(.653 for 4")(1.469 for 6"): 2.62
Purging Method: low flow / low stress
Sample Method: direct

Field Conditions:
General Condition of Well: good
Condition of surrounding area: concrete
Depth to Water from TOC: 23.85'
Method of measure: Water Level Meter
Three Well Volumes (gal): 7.87
Time @ Start of Purge: 1400
Sample Parameters: VOC

Time	Volume (gal)	Temp (°C)	pH	ORP (mV)	Cond. (mS/cm)	Turbidity (NTU)	DO (mg/L)	Depth to Water (ft)	Comments
1600	5.0	20.33	7.20	64	0.412	12.1	1.86	26.12	
1630	6.0	19.78	7.06	68	0.409	6.30	0.93	26.18	
1700	7.25	20.01	7.09	77	0.408	7.82	0.64	26.17	
1730	8.5	20.10	7.12	81	0.408	5.11	0.42	26.17	

Sample ID: 15041-MW-52B Time Collected: 17:35 Technician Signature

EPS

Monitoring Well Sampling Form

EPS Project: Rheem Manufacturing Company **Date:** 2-11-2015

Well ID: MW-52C
Field Conditions: Indoor
Sampling Performed By: A. Testoff / J. Dennis
Well Construction: flush mount
General Condition of Well: good
Well Labeled: yes **Well Cap:** yes **Well Locked:** no
Condition of surrounding area: concrete
Well depth from TOC: 49.85'
Depth to Water from TOC: 24.45'
Well Diameter (in): 1"
Method of measure: Water Level Meter
Height (Ht) of water in well (Well depth from TOC - Static level from TOC): 25.4'
Volume of water in well (Ht. x(.16 for 2")(.653 for 4")(1.469 for 6"): 1.02
Three Well Volumes (gal): 3.05
Purging Method: low flow, low stress
Time @ Start of Purge: 7:50
Sample Method: Grab
Sample Parameters: VOC

Time	Volume (gal)	Temp (°C)	pH	ORP (mV)	Cond. (mS/cm)	Turbidity (NTU)	DO (mg/L)	Depth to Water (ft)	Comments
8:31	2.0	18.40	7.19	-4	0.520	462	6.51	29.17	
8:46	3.0	18.53	7.11	-8	0.502	309	1.12	29.20	
9:01	4.0	18.55	7.08	-10	0.493	251	0.69	29.19	
9:15	5.0	18.63	7.03	-11	0.479	210	0.60	29.21	
9:33	6.0	18.75	7.01	-12	0.477	177	0.54	29.19	
9:46	7.0	18.86	6.99	-15	0.472	188	0.46	29.19	
10:00	8.0	18.87	6.95	-15	0.491	183	0.26	29.19	* purged 2 x Swell volume, turbidity still high, sample

Sample ID: 15042-MW-52C Time Collected: 10:04 Technician Signature: Alec Testoff

EPS

Monitoring Well Sampling Form

EPS Project: Rheem Manufacturing Company **Date:** 2-10-2015

Well ID: MW-53A
Field Conditions: clear, ~60°F
Sampling Performed By: A. Testoff / J. Dennis
Well Construction:
General Condition of Well: good
Well Labeled: yes **Well Cap:** yes **Well Locked:** no
Condition of surrounding area: grass
Well depth from TOC: 139.25
Depth to Water from TOC: 26.75
Well Diameter (in): 1"
Method of measure: Water Level Meter
Height (Ht) of water in well (Well depth from TOC - Static level from TOC): 112.5'
Volume of water in well (Ht. x(.16 for 2")(.653 for 4")(1.469 for 6"): 4.50
Three Well Volumes (gal): 13.50
Purging Method: low flow; low stress
Time @ Start of Purge: 1450
Sample Method: direct
Sample Parameters: VOC

Time	Volume (gal)	Temp (°C)	pH	ORP (mV)	Cond. (mS/cm)	Turbidity (NTU)	DO (mg/L)	Depth to Water (ft)	Comments
17:07	11.0	19.55	7.24	-184	0.219	15.4	0.00	48.00	
17:29	13.5	19.41	7.24	-188	0.215	12.4	0.07	48.00	
17:56	15.0	19.24	7.25	-193	0.212	9.06	0.04	47.95	

Sample ID: 15071-MW-53A

Time Collected: 18:04

Technician Signature: Alex Testoff

EPS

Monitoring Well Sampling Form

EPS Project: Rheem Manufacturing Company **Date:** 2-11-2015

Well ID: MW-53B
Field Conditions: ~40 °F, clear
Sampling Performed By: A. Testoff / J. Dennis
Well Construction: stick up
General Condition of Well: good
Well Labeled: yes **Well Cap:** yes **Well Locked:** no
Condition of surrounding area: concrete
Well depth from TOC: 123.65'
Depth to Water from TOC: 26.81'
Well Diameter (in): 2"
Method of measure: Water Level Meter
Height (Ht) of water in well (Well depth from TOC - Static level from TOC): 96.84'
Volume of water in well (Ht. x(.16 for 2")(.653 for 4")(1.469 for 6"): 3.87
Three Well Volumes (gal): 11.62
Purging Method: low flow, low stress
Time @ Start of Purge: 8:05
Sample Method: direct
Sample Parameters: VOC

Time	Volume (gal)	Temp (°C)	pH	ORP (mV)	Cond. (mS/cm)	Turbidity (NTU)	DO (mg/L)	Depth to Water (ft)	Comments
10:59	10.0	18.88	7.59	-153	0.224	9.02	0.29	41.49	
10:50	~~10.5~~ 10.5	19.08	7.61	-157	0.222	7.43	0.32	41.50	
11:05	11.5	19.17	7.61	-159	0.221	7.01	0.29	41.49	
11:15	12.0	19.27	7.61	-160	0.221	4.57	0.29	41.49	

Sample ID: 15042-MW-53B

Time Collected: 11:19

Technician Signature: Alex Testoff

EPS

Monitoring Well Sampling Form

EPS Project: Rheem Manufacturing Company **Date:** 7-11-2015

Well ID: MW-53C
Field Conditions: ~60°F, clear
Sampling Performed By: A. Testoff / J. Dennis
Well Construction: stick up
General Condition of Well: good
Well Labeled: yes **Well Cap:** yes **Well Locked:** no
Condition of surrounding area: grass
Well depth from TOC: 83.45'
Depth to Water from TOC: 31.50'
Well Diameter (in): 7"
Method of measure: Water Level Meter
Height (Ht) of water in well (Well depth from TOC - Static level from TOC): 51.95'
Volume of water in well (Ht. x(.16 for 2")(.653 for 4")(1.469 for 6"): 2.07
Three Well Volumes (gal): 6.23
Purging Method: low flow, low stress
Time @ Start of Purge: 11:45
Sample Method: direct
Sample Parameters: VOC

Time	Volume (gal)	Temp (°C)	pH	ORP (mV)	Cond. (mS/cm)	Turbidity (NTU)	DO (mg/L)	Depth to Water (ft)	Comments
12:59	5.0	21.01	7.38	-153	0.282	580	4.16	32.75	
13:25	6.25	20.74	7.17	-154	0.273	451	0.10	32.75	
13:43 ~~13:15~~	7.5	21.04	7.09	-152	0.266	393	0.05	32.76	
14:13	9.5	20.98	7.05	-152	0.259	390	0.14	32.76	
14:42	11.0	21.35	7.05	-152	0.254	392	0.16	32.76	

Sample ID: 15042-MW-53C

Time Collected: 14:45

Technician Signature

Off-Property Monitoring Well Purge Logs

EPS

Monitoring Well Sampling Form

EPS Project: Rheem Manufacturing Company **Date:** 3-10-2015

Well ID: MW-33
Sampling Performed By: A. Testoff / J. Dennis
Well Construction: flush mount
Well Labeled: no **Well Cap:** yes **Well Locked:** yes
Well depth from TOC: 157.0'
Well Diameter (in): 2"
Height (Ht) of water in well (Well depth from TOC - Static level from TOC): 126.84'
Volume of water in well (Ht. x(.16 for 2")(.653 for 4")(1.469 for 6"): 20.29
Purging Method: low flow, low stress
Sample Method: direct

Field Conditions: ~60°F, overcast
General Condition of Well: good
Condition of surrounding area: grass
Depth to Water from TOC: 30.16'
Method of measure: Water Level Meter
Three Well Volumes (gal): 60.87
Time @ Start of Purge: 7:54
Sample Parameters: VOCs

Time	Volume (gal)	Temp (°C)	pH	ORP (mV)	Cond. (mS/cm)	Turbidity (NTU)	DO (mg/L)	Depth to Water (ft)	Comments
13:30	43.0	21.33	7.20	-121	0.364	0.43	0.74	60.24	* pumping at slowest possible rate
14:20	49.5	20.03	7.25	-128	0.363	0.55	0.64	61.11	
14:46	52.0	21.72	7.31	-127	0.361	1.12	0.63	62.97	
15:17	55.0	21.15	7.24	-125	0.364	0.49	0.52	63.03	
15:51	58.5	22.19	7.27	-128	0.364	0.78	0.54	64.01	
1603	60.0	22.29	7.29	-128	0.364	0.78	0.54	64.15	
16:11	61.0	22.46	7.29	-127	0.362	0.67	0.51	64.25	

Sample ID: 15069-MW-33 Time Collected: 16:15 Technician Signature: Alex Testoff

EPS

Monitoring Well Sampling Form

EPS Project: Rheem Manufacturing Company **Date:** 3-9-2015

Well ID: MW-34
Field Conditions: overcast ~60°F
Sampling Performed By: A. Testoff / J. Dennis
Well Construction: flush mount
General Condition of Well: good
Well Labeled: no **Well Cap:** yes **Well Locked:** yes
Condition of surrounding area: grass
Well depth from TOC: 182.0'
Depth to Water from TOC: 0.93
Well Diameter (in): 2"
Method of measure: Water Level Meter
Height (Ht) of water in well (Well depth from TOC - Static level from TOC): 181.07
Volume of water in well (Ht. x(.16 for 2")(.653 for 4")(1.469 for 6"): 28.97
Three Well Volumes (gal): 86.91
Purging Method: low flow, low stress
Time @ Start of Purge: 12:00
Sample Method: direct
Sample Parameters: VOC

Time	Volume (gal)	Temp (°C)	pH	ORP (mV)	Cond. (mS/cm)	Turbidity (NTU)	DO (mg/L)	Depth to Water (ft)	Comments
13:13	80.0	18.22	6.41	82	0.134	0.00	2.92	2.37	
13:21	83.0	18.31	6.42	82	0.135	0.00	2.85	2.35	
13:29	86.0	18.49	6.43	82	0.134	0.00	2.64	2.34	
13:37	89.0	18.39	6.45	82	0.134	0.00	2.57		

Sample ID: 15068-MW-34 Time Collected: 13:42 Technician Signature: Alex Testoff

EPS

Monitoring Well Sampling Form

EPS Project: Rheem Manufacturing Company **Date:** 3-9-2015

Well ID: MW-35
Sampling Performed By: A. Testoff / J. Dennis
Well Construction: flush mount
Well Labeled: no **Well Cap:** yes **Well Locked:** yes
Well depth from TOC:
Well Diameter (in): 2"
Height (Ht) of water in well (Well depth from TOC - Static level from TOC):
Volume of water in well (Ht. x(.16 for 2")(.653 for 4")(1.469 for 6"):
Purging Method:
Sample Method:

Field Conditions: ~65 °F, overcast
General Condition of Well: good
Condition of surrounding area: grass
Depth to Water from TOC:
Method of measure: Water Level Meter
Three Well Volumes (gal):
Time @ Start of Purge:
Sample Parameters:

Time	Volume (gal)	Temp (°C)	pH	ORP (mV)	Cond. (mS/cm)	Turbidity (NTU)	DO (mg/L)	Depth to Water (ft)	Comments
									* well underwater, location completely submerged, will check tomorrow
									* 3/10 - well still underwater
									* 3/11 - same
									* 3/12 - same

Sample ID:_____ Time Collected:_____ Technician Signature Alex Testoff

EPS

Monitoring Well Sampling Form

11

EPS Project: Rheem Manufacturing Company **Date:** 3-11-15

Well ID: MW-36
Sampling Performed By: A. Testoff / J. Dennis
Well Construction: 2"
Well Labeled: no **Well Cap:** (P) yes **Well Locked:** yes
Well depth from TOC: 62.0
Well Diameter (in):
Height (Ht) of water in well (Well depth from TOC - Static level from TOC): 58.07
Volume of water in well (Ht. x(.16 for 2")(.653 for 4")(1.469 for 6"): 9.29
Purging Method: low flow / low stress
Sample Method: direct

Field Conditions: 80°F cloudy
General Condition of Well: bad (pad broken)
Condition of surrounding area: grass
Depth to Water from TOC: 3.93
Method of measure: Water Level Meter
Three Well Volumes (gal): 27.87
Time @ Start of Purge: 1455
Sample Parameters: VOC

Time	Volume (gal)	Temp (°C)	pH	ORP (mV)	Cond. (mS/cm)	Turbidity (NTU)	DO (mg/L)	Depth to Water (ft)	Comments
1544	20.0	18.39	6.87	-45	0.688	7.61	0.71	7.17	
1550	22	18.38	7.06	-60	0.689	5.58	0.58	7.21	
1555	24	18.42	6.98	-56	0.689	5.73	0.57	7.24	
1601	26	18.35	7.08	-63	0.690	4.43	0.50	7.21	
1606	28	18.42	7.06	-62	0.689	3.94	0.47	7.22	

Sample ID: 15070-MW-36 Time Collected: 1610 Technician Signature

EPS

Monitoring Well Sampling Form

1 of 1

EPS Project: Rheem Manufacturing Company Date: 3-10-2015

Well ID: MW-43
Field Conditions: ~60 °F, overcast
Sampling Performed By: A. Testoff / J. Dennis
Well Construction: flush mount
General Condition of Well: good
Well Labeled: no
Well Cap: yes
Well Locked: yes
Condition of surrounding area: grass
Well depth from TOC: 112'
Depth to Water from TOC: 27.24'
Well Diameter (in): 2"
Method of measure: Water Level Meter
Height (Ht) of water in well (Well depth from TOC - Static level from TOC): 84.76'
Volume of water in well (Ht. x(.16 for 2")(.653 for 4")(1.469 for 6"): 13.56
Three Well Volumes (gal): 40.68
Purging Method: low flow, low stress
Time @ Start of Purge: 8:06
Sample Method: direct
Sample Parameters: VOCs

Time	Volume (gal)	Temp (°C)	pH	ORP (mV)	Cond. (mS/cm)	Turbidity (NTU)	DO (mg/L)	Depth to Water (ft)	Comments
10:40	32	19.27	6.38	-71	0.173	7.60	1.06	32.06	
10:51	34.5	19.33	6.30	-75	0.172	8.43	1.51	32.11	
11:00	36.0	19.39	6.27	-78	0.172	8.88	1.03	32.09	
11:10	38.0	19.43	6.26	-81	0.171	7.37	0.94	31.99	
11:20	40.0	19.49	6.18	-78	0.171	4.22	0.82	31.98	
11:25	41.0	19.51	6.20	-80	0.171	3.53	0.81	31.98	

Sample ID: 15069-MW-43

Time Collected: 11:28

Technician Signature: Alex Testoff

EPS

Monitoring Well Sampling Form

111

EPS Project: Rheem Manufacturing Company

Date: 3-10-15

Well ID: MW-44

Sampling Performed By: A. Testoff / J. Dennis

Field Conditions: 75°F partly cloudy

Well Construction: 2" flushmount

Well Labeled: no **Well Cap:** yes **Well Locked:** yes

General Condition of Well: good

Well depth from TOC: 90'

Condition of surrounding area: woods

Well Diameter (in): 2"

Depth to Water from TOC: 7.62

Height (Ht) of water in well (Well depth from TOC - Static level from TOC): 82.38

Method of measure: Water Level Meter

Volume of water in well (Ht. x(.16 for 2")(.653 for 4")(1.469 for 6"): 13.18

Three Well Volumes (gal): 39.54

Purging Method: down hole pump (low flow, low stress)

Time @ Start of Purge: 1255

Sample Method: direct

Sample Parameters: VOC

Time	Volume (gal)	Temp (°C)	pH	ORP (mV)	Cond. (mS/cm)	Turbidity (NTU)	DO (mg/L)	Depth to Water (ft)	Comments
1550	30	20.81	6.88	39	0.120	5.49	2.48	11.77	
1601	32	19.13	6.72	42	0.120	6.13	1.13	11.78	
1612	34	18.74	6.74	46	0.121	6.00	0.91	11.77	
1623	36	19.18	6.74	48	0.120	3.43	0.84	11.83	
1634	38	19.24	6.74	51	0.120	5.99	0.72	11.80	
1645	40	19.13	6.73	52	0.120	7.14	0.64	11.80	

Sample ID: 15069-MW-44

Time Collected: 1650

Technician Signature

EPS

Monitoring Well Sampling Form

MW 1

EPS Project: Rheem Manufacturing Company **Date:** 3-11-2015

Well ID: MW-45
Sampling Performed By: A. Testoff / J. Dennis
Well Construction: flush mount
Well Labeled: no **Well Cap:** yes **Well Locked:** yes
Well depth from TOC: 95.0'
Well Diameter (in): 2"
Height (Ht) of water in well (Well depth from TOC - Static level from TOC): 64.27'
Volume of water in well (Ht. x(.16 for 2")(.653 for 4")(1.469 for 6"): 11.08 gal
Purging Method: low flow, low stress
Sample Method: direct

Field Conditions: ~60°F, partly cloudy
General Condition of Well: good
Condition of surrounding area: grass
Depth to Water from TOC: 25.73'
Method of measure: Water Level Meter
Three Well Volumes (gal): 33.25 gal
Time @ Start of Purge: 8:07
Sample Parameters: VOCs

Time	Volume (gal)	Temp (°C)	pH	ORP (mV)	Cond. (mS/cm)	Turbidity (NTU)	DO (mg/L)	Depth to Water (ft)	Comments
1216	24.0	20.97	8.61	-334	0.272	59.8	0.50	43.63	*pumping @ slowest possible rate still drawing down
1236	26.0	21.14	8.58	-341	0.274	49.8	0.47	43.85	
1301	28.0	21.90	8.52	-336	0.275	35.1	0.41	43.82	
1320	30.0	22.13	8.48	-346	0.277	28.3	0.39	43.83	
1341	32.0	22.10	8.47	-340	0.277	11.5	0.39	43.75	
1350	34.0	22.01	8.40	-342	0.278	9.90	0.38	43.72	

Sample ID: 15070-MW-45 Time Collected: 13:58 Technician Signature: Alex Testoff

EPS

Monitoring Well Sampling Form

EPS Project: Rheem Manufacturing Company **Date:** 3-9-2015

Well ID: MW-46
Sampling Performed By: A. Testoff / J. Dennis
Well Construction: flush mount
Well Labeled: no **Well Cap:** yes **Well Locked:** yes
Well depth from TOC: 52.82
Well Diameter (in): 2"
Height (Ht) of water in well (Well depth from TOC - Static level from TOC): 50.49'
Volume of water in well (Ht. x(.16 for 2")(.653 for 4")(1.469 for 6"): 8.079 gal
Purging Method: low flow, low stress
Sample Method: direct

Field Conditions: ~70°F, overcast
General Condition of Well: good
Condition of surrounding area: grass
Depth to Water from TOC: 2.33'
Method of measure: Water Level Meter
Three Well Volumes (gal): 24.237 gal
Time @ Start of Purge: 15:30
Sample Parameters: VOCs

Time	Volume (gal)	Temp (°C)	pH	ORP (mV)	Cond. (mS/cm)	Turbidity (NTU)	DO (mg/L)	Depth to Water (ft)	Comments
16:13	20.0	17.72	6.11	86	0.140	6.31	3.35	6.46	* pumping at slowest possible rate
16:18	22.0	17.72	6.17	76	0.140	6.57	3.01	6.48	
16:24	~~23.0~~ 25.0	17.71	6.09	78	0.140	5.31	2.98	6.49	
16:28	27.0	17.69	6.10	79	0.140	6.14	2.90	6.51	

Sample ID: 15068-MW-46 Time Collected: 16:30 Technician Signature: [signature]

EPS

Monitoring Well Sampling Form

EPS Project: Rheem Manufacturing Company **Date:** 3-9-2015

Well ID: MW-47
Field Conditions: overcast ~60°F
Sampling Performed By: A. Testoff / J. Dennis
Well Construction: stick up
General Condition of Well: good
Well Labeled: no **Well Cap:** (ANY) yes **Well Locked:** yes
Condition of surrounding area: grass
Well depth from TOC: ~~48.07'~~ 96.94
Depth to Water from TOC: 4.52'
Well Diameter (in): 2"
Method of measure: Water Level Meter
Height (Ht) of water in well (Well depth from TOC - Static level from TOC): 92.42
Volume of water in well (Ht. x(.16 for 2")(.653 for 4")(1.469 for 6"): 14.78
Three Well Volumes (gal): 44.36
Purging Method: low flow, low stress
Time @ Start of Purge: 11:48
Sample Method: direct
Sample Parameters: VOCs

Time	Volume (gal)	Temp (°C)	pH	ORP (mV)	Cond. (mS/cm)	Turbidity (NTU)	DO (mg/L)	Depth to Water (ft)	Comments
13:10	40.0	18.50	6.57	103	0.286	2.16	1.25	7.59	* pumping at slowest (ANY) possible rate
13:16	42.5	18.20	6.88	58	0.289	1.85	0.01	7.52	
13:25	45.5	17.89	7.03	34	0.290	0.79	0.00	7.52	
13:33	48.0	17.87	7.06	30	0.290	0.65	0.00	7.51	
13:44	50.5	17.83	7.07	31	0.290	0.63	0.00	7.53	

Sample ID: 15068-MW-47 Time Collected: 13:46 Technician Signature: [signature]

APPENDIX E
Laboratory Analytical Reports

TCE Release Area Well Cluster Sampling

AES

ANALYTICAL ENVIRONMENTAL SERVICES, INC.

February 23, 2015

Justin Vickery
Environmental Planning Specialists, Inc.
1050 Crown Pointe Parkway
Atlanta GA 30338

TEL: (404) 315-9113
FAX: (404) 315-8509

RE: Rheem

Dear Justin Vickery: Order No: 1502D24

Analytical Environmental Services, Inc. received 18 samples on 2/13/2015 6:14:00 PM for the analyses presented in following report.

No problems were encountered during the analyses. Additionally, all results for the associated Quality Control samples were within EPA and/or AES established limits. Any discrepancies associated with the analyses contained herein will be noted and submitted in the form of a project Case Narrative.
AES' certifications are as follows:
-NELAC/Florida Certification number E87582 for analysis of Environmental Water, soil/hazardous waste, and Drinking Water Microbiology, effective 07/01/14-06/30/15.
-AIHA-LAP, LLC Laboratory ID: 100671 for Industrial Hygiene samples (Organics, Inorganics), Environmental Lead (Paint, Soil, Dust Wipes, Air), and Environmental Microbiology (Fungal) Direct Examination, effective until 09/01/15.

These results relate only to the items tested. This report may only be reproduced in full.

If you have any questions regarding these test results, please feel free to call.

Nicole Jessup
Project Manager

3080 Presidential Drive • Atlanta, Georgia 30340 • Tel: 770.457.8177 • Fax: 770.457.8188 • Toll Free: 800.972.4889
www.aesatlanta.com

ANALYTICAL ENVIRONMENTAL SERVICES, INC
3080 Presidential Drive, Atlanta GA 30340-3704
AES TEL.: (770) 457-8177 / TOLL-FREE (800) 972-4889 / FAX: (770) 457-8188

CHAIN OF CUSTODY

Work Order: 1502D24

Date: 2-13-15 Page 1 of 2

COMPANY: EPS, Inc.

ADDRESS: 1050 Crown Pointe Pkwy Ste. 550 Atlanta, GA 30338

PHONE: (404) 315-9113

FAX:

SAMPLED BY: Jeff Dennis / Alex Testoff

SIGNATURE:

ANALYSIS REQUESTED: VOC

PRESERVATION (See codes): HCl

Visit our website www.aesatlanta.com to check on the status of your results, place bottle orders, etc.

#	SAMPLE ID	SAMPLED DATE	SAMPLED TIME	Grab	Composite	Matrix (See codes)	VOC	REMARKS	No # of Containers
1	15042-MW-48A	2-11-15	1738	X		GW	X		2
2	15043-MW-48B	2-12-15	1015	X		GW	X		2
3	15043-MW-48C	2-12-15	1618	X		GW	X		2
4	15042-MW-49A	2-11-15	1622	X		GW	X		2
5	15043-MW-49B	2-12-15	948	X		GW	X		2
6	15042-MW-49C	2-11-15	1412	X		GW	X		2
7	15040-MW-50A	2-9-15	1709	X		GW	X		2
8	15041-MW-50B	2-10-15	1134	X		GW	X		2
9	15041-MW-50C	2-10-15	1423	X		GW	X		2
10	15040-MW-51A	2-9-15	1535	X		GW	X		2
11	15040-MW-51B	2-9-15	1800	X		GW	X		2
12	15041-MW-51C	2-10-15	1005	X		GW	X		2
13	15041-MW-52A	2-10-15	1345	X		GW	X		2
14	15041-MW-52B	2-10-15	1735	X		GW	X		2

RELINQUISHED BY	DATE/TIME	RECEIVED BY	DATE/TIME
1:	2-13-2015 6:14 pm	1:	2/13/15 6:14
2:		2:	
3:		3:	

PROJECT INFORMATION
PROJECT NAME: Rheem
PROJECT #:
SITE ADDRESS: Milledgeville, GA
SEND REPORT TO: jwickery@enviplanning.com atestoff@enviplanning.com
INVOICE TO: (IF DIFFERENT FROM ABOVE)
QUOTE #: PO#:

RECEIPT
Total # of Containers: 28

Turnaround Time Request
- ● Standard 5 Business Days
- ○ 2 Business Day Rush
- ○ Next Business Day Rush
- ○ Same Day Rush (auth req.)
- ○ Other _____

STATE PROGRAM (if any):
E-mail? Y / N; Fax? Y / N
DATA PACKAGE: I II III IV

SPECIAL INSTRUCTIONS/COMMENTS:

SHIPMENT METHOD
OUT / / VIA:
IN / / VIA:
CLIENT FedEx UPS MAIL COURIER
GREYHOUND OTHER _____

SAMPLES RECEIVED AFTER 3PM OR ON SATURDAY ARE CONSIDERED RECEIVED THE NEXT BUSINESS DAY. IF TURNAROUND TIME IS NOT INDICATED, AES WILL PROCEED WITH STANDARD TAT OF SAMPLES. SAMPLES ARE DISPOSED 30 DAYS AFTER REPORT COMPLETION UNLESS OTHER ARRANGEMENTS ARE MADE.

MATRIX CODES: A = Air GW = Groundwater SE = Sediment SO = Soil SW = Surface Water W = Water (Blanks) DW = Drinking Water (Blanks) O = Other (specify) WW = Waste Water
PRESERVATIVE CODES: H+I = Hydrochloric acid + ice I = Ice only N = Nitric acid S+I = Sulfuric acid + ice S/M+I = Sodium Bisulfate/Methanol + ice O = Other (specify) NA = None

White Copy - Original; Yellow Copy - Client

ANALYTICAL ENVIRONMENTAL SERVICES, INC
3080 Presidential Drive, Atlanta GA 30340-3704
AES TEL.: (770) 457-8177 / TOLL-FREE (800) 972-4889 / FAX: (770) 457-8188

CHAIN OF CUSTODY

Work Order: 1502024

Date: 2-13-15 Page 2 of 2

COMPANY: EPS, Inc
ADDRESS: 1050 Crown Pointe Pkwy ste 550 Atlanta, GA 30338
PHONE: (404) 315-9113
FAX:
SAMPLED BY: Jeff Dennis / Alex Testoff
SIGNATURE: [signature]

ANALYSIS REQUESTED: VOC

Visit our website www.aesatlanta.com to check on the status of your results, place bottle orders, etc.

#	SAMPLE ID	SAMPLED DATE	SAMPLED TIME	Grab	Composite	Matrix (See codes)	PRESERVATION (See codes) HCl	REMARKS	No # of Containers
1	15042-MW-52C	2-11-15	1004	X		GW	X		2
2	15041-MW-53A	2-10-15	1804	X		GW	X		2
3	15042-MW-53B	2-11-15	1119	X		GW	X		2
4	15042-MW-53C	2-11-15	1445	X		GW	X		2
5	Trip Blank					W	X		2
6									
7									
8									
9									
10									
11									
12									
13									
14									

RELINQUISHED BY	DATE/TIME	RECEIVED BY	DATE/TIME
1: [signature]	2-13-2015 6:14 pm	1: [signature]	2/13/15 6:14
2:		2:	
3:		3:	

SPECIAL INSTRUCTIONS/COMMENTS:

SHIPMENT METHOD
OUT / / VIA:
IN / / VIA:
CLIENT FedEx UPS MAIL COURIER
GREYHOUND OTHER_____

PROJECT INFORMATION
PROJECT NAME: Rheem
PROJECT #:
SITE ADDRESS: Milledgeville, GA
SEND REPORT TO: jwickery@envplanning.com
INVOICE TO: atestoff@envplanning.com
(IF DIFFERENT FROM ABOVE)
QUOTE #:_____ PO#:_____

RECEIPT
Total # of Containers 10

Turnaround Time Request
- ● Standard 5 Business Days
- ○ 2 Business Day Rush
- ○ Next Business Day Rush
- ○ Same Day Rush (auth req.)
- ○ Other _____

STATE PROGRAM (if any): _____
E-mail? Y / N; Fax? Y / N
DATA PACKAGE: I II III IV

SAMPLES RECEIVED AFTER 3PM OR ON SATURDAY ARE CONSIDERED RECEIVED THE NEXT BUSINESS DAY. IF TURNAROUND TIME IS NOT INDICATED, AES WILL PROCEED WITH STANDARD TAT OF SAMPLES. SAMPLES ARE DISPOSED 30 DAYS AFTER REPORT COMPLETION UNLESS OTHER ARRANGEMENTS ARE MADE.

MATRIX CODES: A = Air GW = Groundwater SE = Sediment SO = Soil SW = Surface Water W = Water (Blanks) DW = Drinking Water (Blanks) O = Other (specify) WW = Waste Water
PRESERVATIVE CODES: H+I = Hydrochloric acid + ice I = Ice only N = Nitric acid S+I = Sulfuric acid + ice S/M+I = Sodium Bisulfate/Methanol + ice O = Other (specify) NA = None

White Copy - Original; Yellow Copy - Client

Analytical Environmental Services, Inc

Date: 23-Feb-15

Client: Environmental Planning Specialists, Inc.
Project: Rheem
Lab ID: 1502D24

Case Narrative

Sample Receiving Nonconformance:

Sample information on the Chain of Custody did not match bottles present in terms of Trip Blank. The Trip Blank was listed on the COC, but not present.

Volatiles Organic Compounds Analysis by Method 8260B:

Due to sample matrix, samples 1502D24-002A, 004A, --005A, -007A, -008A, -010A, & -011A required dilution during preparation and/or analysis resulting in elevated reporting limits.

Analytical Environmental Services, Inc

Date: 23-Feb-15

Client:	Environmental Planning Specialists, Inc.	**Client Sample ID:**	15042-MW-48A
Lab Order	1502D24	**Tag Number:**	
Project Name:	Rheem	**Collection Date:**	2/11/2015 5:38:00 PM
Lab ID:	1502D24-001A	**Matrix:**	Groundwater

Analyses	Result	Reporting Limit	Qual	Units	BatchID	Dilution Factor	Date Analyzed	Analyst
TCL VOLATILE ORGANICS SW8260B					**(SW5030B)**			
1,1,1-Trichloroethane	BRL	5.0		ug/L	203259	1	02/18/2015 15:04	CH
1,1,2,2-Tetrachloroethane	BRL	5.0		ug/L	203259	1	02/18/2015 15:04	CH
1,1,2-Trichloroethane	17	5.0		ug/L	203259	1	02/18/2015 15:04	CH
1,1-Dichloroethane	BRL	5.0		ug/L	203259	1	02/18/2015 15:04	CH
1,1-Dichloroethene	9.5	5.0		ug/L	203259	1	02/18/2015 15:04	CH
1,2,4-Trichlorobenzene	BRL	5.0		ug/L	203259	1	02/18/2015 15:04	CH
1,2-Dibromo-3-chloropropane	BRL	5.0		ug/L	203259	1	02/18/2015 15:04	CH
1,2-Dibromoethane	BRL	5.0		ug/L	203259	1	02/18/2015 15:04	CH
1,2-Dichlorobenzene	BRL	5.0		ug/L	203259	1	02/18/2015 15:04	CH
1,2-Dichloroethane	BRL	5.0		ug/L	203259	1	02/18/2015 15:04	CH
1,2-Dichloropropane	BRL	5.0		ug/L	203259	1	02/18/2015 15:04	CH
1,3-Dichlorobenzene	BRL	5.0		ug/L	203259	1	02/18/2015 15:04	CH
1,4-Dichlorobenzene	BRL	5.0		ug/L	203259	1	02/18/2015 15:04	CH
2-Butanone	BRL	50		ug/L	203259	1	02/18/2015 15:04	CH
2-Hexanone	BRL	10		ug/L	203259	1	02/18/2015 15:04	CH
4-Methyl-2-pentanone	BRL	10		ug/L	203259	1	02/18/2015 15:04	CH
Acetone	BRL	50		ug/L	203259	1	02/18/2015 15:04	CH
Benzene	BRL	5.0		ug/L	203259	1	02/18/2015 15:04	CH
Bromodichloromethane	BRL	5.0		ug/L	203259	1	02/18/2015 15:04	CH
Bromoform	BRL	5.0		ug/L	203259	1	02/18/2015 15:04	CH
Bromomethane	BRL	5.0		ug/L	203259	1	02/18/2015 15:04	CH
Carbon disulfide	BRL	5.0		ug/L	203259	1	02/18/2015 15:04	CH
Carbon tetrachloride	BRL	5.0		ug/L	203259	1	02/18/2015 15:04	CH
Chlorobenzene	BRL	5.0		ug/L	203259	1	02/18/2015 15:04	CH
Chloroethane	BRL	10		ug/L	203259	1	02/18/2015 15:04	CH
Chloroform	7.1	5.0		ug/L	203259	1	02/18/2015 15:04	CH
Chloromethane	BRL	10		ug/L	203259	1	02/18/2015 15:04	CH
cis-1,2-Dichloroethene	56	5.0		ug/L	203259	1	02/18/2015 15:04	CH
cis-1,3-Dichloropropene	BRL	5.0		ug/L	203259	1	02/18/2015 15:04	CH
Cyclohexane	BRL	5.0		ug/L	203259	1	02/18/2015 15:04	CH
Dibromochloromethane	BRL	5.0		ug/L	203259	1	02/18/2015 15:04	CH
Dichlorodifluoromethane	BRL	10		ug/L	203259	1	02/18/2015 15:04	CH
Ethylbenzene	BRL	5.0		ug/L	203259	1	02/18/2015 15:04	CH
Freon-113	BRL	10		ug/L	203259	1	02/18/2015 15:04	CH
Isopropylbenzene	BRL	5.0		ug/L	203259	1	02/18/2015 15:04	CH
m,p-Xylene	BRL	5.0		ug/L	203259	1	02/18/2015 15:04	CH
Methyl acetate	BRL	5.0		ug/L	203259	1	02/18/2015 15:04	CH
Methyl tert-butyl ether	BRL	5.0		ug/L	203259	1	02/18/2015 15:04	CH
Methylcyclohexane	BRL	5.0		ug/L	203259	1	02/18/2015 15:04	CH
Methylene chloride	BRL	5.0		ug/L	203259	1	02/18/2015 15:04	CH

Qualifiers:

*	Value exceeds maximum contaminant level	E	Estimated (value above quantitation range)
BRL	Below reporting limit	S	Spike Recovery outside limits due to matrix
H	Holding times for preparation or analysis exceeded	Narr	See case narrative
N	Analyte not NELAC certified	NC	Not confirmed
B	Analyte detected in the associated method blank	<	Less than Result value
>	Greater than Result value	J	Estimated value detected below Reporting Limit

Analytical Environmental Services, Inc **Date:** 23-Feb-15

Client:	Environmental Planning Specialists, Inc.	**Client Sample ID:**	15042-MW-48A
Lab Order	1502D24	**Tag Number:**	
Project Name:	Rheem	**Collection Date:**	2/11/2015 5:38:00 PM
Lab ID:	1502D24-001A	**Matrix:**	Groundwater

Analyses	Result	Reporting Limit	Qual	Units	BatchID	Dilution Factor	Date Analyzed	Analyst
TCL VOLATILE ORGANICS SW8260B				**(SW5030B)**				
o-Xylene	BRL	5.0		ug/L	203259	1	02/18/2015 15:04	CH
Styrene	BRL	5.0		ug/L	203259	1	02/18/2015 15:04	CH
Tetrachloroethene	BRL	5.0		ug/L	203259	1	02/18/2015 15:04	CH
Toluene	BRL	5.0		ug/L	203259	1	02/18/2015 15:04	CH
trans-1,2-Dichloroethene	BRL	5.0		ug/L	203259	1	02/18/2015 15:04	CH
trans-1,3-Dichloropropene	BRL	5.0		ug/L	203259	1	02/18/2015 15:04	CH
Trichloroethene	26000	2500		ug/L	203259	500	02/18/2015 16:20	NP
Trichlorofluoromethane	BRL	5.0		ug/L	203259	1	02/18/2015 15:04	CH
Vinyl chloride	BRL	2.0		ug/L	203259	1	02/18/2015 15:04	CH
Surr: 4-Bromofluorobenzene	92.7	70.6-123		%REC	203259	500	02/18/2015 16:20	NP
Surr: 4-Bromofluorobenzene	85.9	70.6-123		%REC	203259	1	02/18/2015 15:04	CH
Surr: Dibromofluoromethane	96.1	78.7-124		%REC	203259	500	02/18/2015 16:20	NP
Surr: Dibromofluoromethane	108	78.7-124		%REC	203259	1	02/18/2015 15:04	CH
Surr: Toluene-d8	98.5	81.3-120		%REC	203259	500	02/18/2015 16:20	NP
Surr: Toluene-d8	100	81.3-120		%REC	203259	1	02/18/2015 15:04	CH

Qualifiers:

*	Value exceeds maximum contaminant level	E	Estimated (value above quantitation range)
BRL	Below reporting limit	S	Spike Recovery outside limits due to matrix
H	Holding times for preparation or analysis exceeded	Narr	See case narrative
N	Analyte not NELAC certified	NC	Not confirmed
B	Analyte detected in the associated method blank	<	Less than Result value
>	Greater than Result value	J	Estimated value detected below Reporting Limit

Analytical Environmental Services, Inc **Date:** 23-Feb-15

Client:	Environmental Planning Specialists, Inc.	**Client Sample ID:**	15043-MW-48B
Lab Order	1502D24	**Tag Number:**	
Project Name:	Rheem	**Collection Date:**	2/12/2015 10:15:00 AM
Lab ID:	1502D24-002A	**Matrix:**	Groundwater

Analyses	Result	Reporting Limit	Qual	Units	BatchID	Dilution Factor	Date Analyzed	Analyst
TCL VOLATILE ORGANICS SW8260B				**(SW5030B)**				
1,1,1-Trichloroethane	BRL	250		ug/L	203259	50	02/19/2015 17:09	NP
1,1,2,2-Tetrachloroethane	BRL	250		ug/L	203259	50	02/19/2015 17:09	NP
1,1,2-Trichloroethane	BRL	250		ug/L	203259	50	02/19/2015 17:09	NP
1,1-Dichloroethane	BRL	250		ug/L	203259	50	02/19/2015 17:09	NP
1,1-Dichloroethene	BRL	250		ug/L	203259	50	02/19/2015 17:09	NP
1,2,4-Trichlorobenzene	BRL	250		ug/L	203259	50	02/19/2015 17:09	NP
1,2-Dibromo-3-chloropropane	BRL	250		ug/L	203259	50	02/19/2015 17:09	NP
1,2-Dibromoethane	BRL	250		ug/L	203259	50	02/19/2015 17:09	NP
1,2-Dichlorobenzene	BRL	250		ug/L	203259	50	02/19/2015 17:09	NP
1,2-Dichloroethane	BRL	250		ug/L	203259	50	02/19/2015 17:09	NP
1,2-Dichloropropane	BRL	250		ug/L	203259	50	02/19/2015 17:09	NP
1,3-Dichlorobenzene	BRL	250		ug/L	203259	50	02/19/2015 17:09	NP
1,4-Dichlorobenzene	BRL	250		ug/L	203259	50	02/19/2015 17:09	NP
2-Butanone	BRL	2500		ug/L	203259	50	02/19/2015 17:09	NP
2-Hexanone	BRL	500		ug/L	203259	50	02/19/2015 17:09	NP
4-Methyl-2-pentanone	BRL	500		ug/L	203259	50	02/19/2015 17:09	NP
Acetone	BRL	2500		ug/L	203259	50	02/19/2015 17:09	NP
Benzene	BRL	250		ug/L	203259	50	02/19/2015 17:09	NP
Bromodichloromethane	BRL	250		ug/L	203259	50	02/19/2015 17:09	NP
Bromoform	BRL	250		ug/L	203259	50	02/19/2015 17:09	NP
Bromomethane	BRL	250		ug/L	203259	50	02/19/2015 17:09	NP
Carbon disulfide	BRL	250		ug/L	203259	50	02/19/2015 17:09	NP
Carbon tetrachloride	BRL	250		ug/L	203259	50	02/19/2015 17:09	NP
Chlorobenzene	BRL	250		ug/L	203259	50	02/19/2015 17:09	NP
Chloroethane	BRL	500		ug/L	203259	50	02/19/2015 17:09	NP
Chloroform	BRL	250		ug/L	203259	50	02/19/2015 17:09	NP
Chloromethane	BRL	500		ug/L	203259	50	02/19/2015 17:09	NP
cis-1,2-Dichloroethene	BRL	250		ug/L	203259	50	02/19/2015 17:09	NP
cis-1,3-Dichloropropene	BRL	250		ug/L	203259	50	02/19/2015 17:09	NP
Cyclohexane	BRL	250		ug/L	203259	50	02/19/2015 17:09	NP
Dibromochloromethane	BRL	250		ug/L	203259	50	02/19/2015 17:09	NP
Dichlorodifluoromethane	BRL	500		ug/L	203259	50	02/19/2015 17:09	NP
Ethylbenzene	BRL	250		ug/L	203259	50	02/19/2015 17:09	NP
Freon-113	BRL	500		ug/L	203259	50	02/19/2015 17:09	NP
Isopropylbenzene	BRL	250		ug/L	203259	50	02/19/2015 17:09	NP
m,p-Xylene	BRL	250		ug/L	203259	50	02/19/2015 17:09	NP
Methyl acetate	BRL	250		ug/L	203259	50	02/19/2015 17:09	NP
Methyl tert-butyl ether	BRL	250		ug/L	203259	50	02/19/2015 17:09	NP
Methylcyclohexane	BRL	250		ug/L	203259	50	02/19/2015 17:09	NP
Methylene chloride	BRL	250		ug/L	203259	50	02/19/2015 17:09	NP

Qualifiers:

*	Value exceeds maximum contaminant level	E	Estimated (value above quantitation range)
BRL	Below reporting limit	S	Spike Recovery outside limits due to matrix
H	Holding times for preparation or analysis exceeded	Narr	See case narrative
N	Analyte not NELAC certified	NC	Not confirmed
B	Analyte detected in the associated method blank	<	Less than Result value
>	Greater than Result value	J	Estimated value detected below Reporting Limit

Analytical Environmental Services, Inc **Date:** 23-Feb-15

Client:	Environmental Planning Specialists, Inc.	**Client Sample ID:**	15043-MW-48B
Lab Order	1502D24	**Tag Number:**	
Project Name:	Rheem	**Collection Date:**	2/12/2015 10:15:00 AM
Lab ID:	1502D24-002A	**Matrix:**	Groundwater

Analyses	Result	Reporting Limit	Qual	Units	BatchID	Dilution Factor	Date Analyzed	Analyst
TCL VOLATILE ORGANICS SW8260B				**(SW5030B)**				
o-Xylene	BRL	250		ug/L	203259	50	02/19/2015 17:09	NP
Styrene	BRL	250		ug/L	203259	50	02/19/2015 17:09	NP
Tetrachloroethene	BRL	250		ug/L	203259	50	02/19/2015 17:09	NP
Toluene	BRL	250		ug/L	203259	50	02/19/2015 17:09	NP
trans-1,2-Dichloroethene	BRL	250		ug/L	203259	50	02/19/2015 17:09	NP
trans-1,3-Dichloropropene	BRL	250		ug/L	203259	50	02/19/2015 17:09	NP
Trichloroethene	26000	2500		ug/L	203259	500	02/18/2015 16:45	NP
Trichlorofluoromethane	BRL	250		ug/L	203259	50	02/19/2015 17:09	NP
Vinyl chloride	BRL	100		ug/L	203259	50	02/19/2015 17:09	NP
Surr: 4-Bromofluorobenzene	92.1	70.6-123		%REC	203259	500	02/18/2015 16:45	NP
Surr: 4-Bromofluorobenzene	93.4	70.6-123		%REC	203259	50	02/19/2015 17:09	NP
Surr: Dibromofluoromethane	94.7	78.7-124		%REC	203259	500	02/18/2015 16:45	NP
Surr: Dibromofluoromethane	96.4	78.7-124		%REC	203259	50	02/19/2015 17:09	NP
Surr: Toluene-d8	97.2	81.3-120		%REC	203259	50	02/19/2015 17:09	NP
Surr: Toluene-d8	95	81.3-120		%REC	203259	500	02/18/2015 16:45	NP

Qualifiers:

*	Value exceeds maximum contaminant level	E	Estimated (value above quantitation range)
BRL	Below reporting limit	S	Spike Recovery outside limits due to matrix
H	Holding times for preparation or analysis exceeded	Narr	See case narrative
N	Analyte not NELAC certified	NC	Not confirmed
B	Analyte detected in the associated method blank	<	Less than Result value
>	Greater than Result value	J	Estimated value detected below Reporting Limit

Analytical Environmental Services, Inc **Date:** 23-Feb-15

Client:	Environmental Planning Specialists, Inc.	**Client Sample ID:**	15043-MW-48C
Lab Order	1502D24	**Tag Number:**	
Project Name:	Rheem	**Collection Date:**	2/12/2015 4:18:00 PM
Lab ID:	1502D24-003A	**Matrix:**	Groundwater

Analyses	Result	Reporting Limit	Qual	Units	BatchID	Dilution Factor	Date Analyzed	Analyst
TCL VOLATILE ORGANICS SW8260B					**(SW5030B)**			
1,1,1-Trichloroethane	BRL	5.0		ug/L	203259	1	02/19/2015 17:33	NP
1,1,2,2-Tetrachloroethane	BRL	5.0		ug/L	203259	1	02/19/2015 17:33	NP
1,1,2-Trichloroethane	BRL	5.0		ug/L	203259	1	02/19/2015 17:33	NP
1,1-Dichloroethane	BRL	5.0		ug/L	203259	1	02/19/2015 17:33	NP
1,1-Dichloroethene	BRL	5.0		ug/L	203259	1	02/19/2015 17:33	NP
1,2,4-Trichlorobenzene	BRL	5.0		ug/L	203259	1	02/19/2015 17:33	NP
1,2-Dibromo-3-chloropropane	BRL	5.0		ug/L	203259	1	02/19/2015 17:33	NP
1,2-Dibromoethane	BRL	5.0		ug/L	203259	1	02/19/2015 17:33	NP
1,2-Dichlorobenzene	BRL	5.0		ug/L	203259	1	02/19/2015 17:33	NP
1,2-Dichloroethane	BRL	5.0		ug/L	203259	1	02/19/2015 17:33	NP
1,2-Dichloropropane	BRL	5.0		ug/L	203259	1	02/19/2015 17:33	NP
1,3-Dichlorobenzene	BRL	5.0		ug/L	203259	1	02/19/2015 17:33	NP
1,4-Dichlorobenzene	BRL	5.0		ug/L	203259	1	02/19/2015 17:33	NP
2-Butanone	BRL	50		ug/L	203259	1	02/19/2015 17:33	NP
2-Hexanone	BRL	10		ug/L	203259	1	02/19/2015 17:33	NP
4-Methyl-2-pentanone	BRL	10		ug/L	203259	1	02/19/2015 17:33	NP
Acetone	BRL	50		ug/L	203259	1	02/19/2015 17:33	NP
Benzene	BRL	5.0		ug/L	203259	1	02/19/2015 17:33	NP
Bromodichloromethane	BRL	5.0		ug/L	203259	1	02/19/2015 17:33	NP
Bromoform	BRL	5.0		ug/L	203259	1	02/19/2015 17:33	NP
Bromomethane	BRL	5.0		ug/L	203259	1	02/19/2015 17:33	NP
Carbon disulfide	BRL	5.0		ug/L	203259	1	02/19/2015 17:33	NP
Carbon tetrachloride	BRL	5.0		ug/L	203259	1	02/19/2015 17:33	NP
Chlorobenzene	BRL	5.0		ug/L	203259	1	02/19/2015 17:33	NP
Chloroethane	BRL	10		ug/L	203259	1	02/19/2015 17:33	NP
Chloroform	8.6	5.0		ug/L	203259	1	02/19/2015 17:33	NP
Chloromethane	BRL	10		ug/L	203259	1	02/19/2015 17:33	NP
cis-1,2-Dichloroethene	BRL	5.0		ug/L	203259	1	02/19/2015 17:33	NP
cis-1,3-Dichloropropene	BRL	5.0		ug/L	203259	1	02/19/2015 17:33	NP
Cyclohexane	BRL	5.0		ug/L	203259	1	02/19/2015 17:33	NP
Dibromochloromethane	BRL	5.0		ug/L	203259	1	02/19/2015 17:33	NP
Dichlorodifluoromethane	BRL	10		ug/L	203259	1	02/19/2015 17:33	NP
Ethylbenzene	BRL	5.0		ug/L	203259	1	02/19/2015 17:33	NP
Freon-113	BRL	10		ug/L	203259	1	02/19/2015 17:33	NP
Isopropylbenzene	BRL	5.0		ug/L	203259	1	02/19/2015 17:33	NP
m,p-Xylene	BRL	5.0		ug/L	203259	1	02/19/2015 17:33	NP
Methyl acetate	BRL	5.0		ug/L	203259	1	02/19/2015 17:33	NP
Methyl tert-butyl ether	BRL	5.0		ug/L	203259	1	02/19/2015 17:33	NP
Methylcyclohexane	BRL	5.0		ug/L	203259	1	02/19/2015 17:33	NP
Methylene chloride	BRL	5.0		ug/L	203259	1	02/19/2015 17:33	NP

Qualifiers:

*	Value exceeds maximum contaminant level	E	Estimated (value above quantitation range)
BRL	Below reporting limit	S	Spike Recovery outside limits due to matrix
H	Holding times for preparation or analysis exceeded	Narr	See case narrative
N	Analyte not NELAC certified	NC	Not confirmed
B	Analyte detected in the associated method blank	<	Less than Result value
>	Greater than Result value	J	Estimated value detected below Reporting Limit

Analytical Environmental Services, Inc **Date:** 23-Feb-15

Client:	Environmental Planning Specialists, Inc.	**Client Sample ID:**	15043-MW-48C
Lab Order	1502D24	**Tag Number:**	
Project Name:	Rheem	**Collection Date:**	2/12/2015 4:18:00 PM
Lab ID:	1502D24-003A	**Matrix:**	Groundwater

Analyses	Result	Reporting Limit	Qual	Units	BatchID	Dilution Factor	Date Analyzed	Analyst
TCL VOLATILE ORGANICS SW8260B				**(SW5030B)**				
o-Xylene	BRL	5.0		ug/L	203259	1	02/19/2015 17:33	NP
Styrene	BRL	5.0		ug/L	203259	1	02/19/2015 17:33	NP
Tetrachloroethene	BRL	5.0		ug/L	203259	1	02/19/2015 17:33	NP
Toluene	BRL	5.0		ug/L	203259	1	02/19/2015 17:33	NP
trans-1,2-Dichloroethene	BRL	5.0		ug/L	203259	1	02/19/2015 17:33	NP
trans-1,3-Dichloropropene	BRL	5.0		ug/L	203259	1	02/19/2015 17:33	NP
Trichloroethene	54	5.0		ug/L	203259	1	02/19/2015 17:33	NP
Trichlorofluoromethane	BRL	5.0		ug/L	203259	1	02/19/2015 17:33	NP
Vinyl chloride	BRL	2.0		ug/L	203259	1	02/19/2015 17:33	NP
Surr: 4-Bromofluorobenzene	94.3	70.6-123		%REC	203259	1	02/19/2015 17:33	NP
Surr: Dibromofluoromethane	95.8	78.7-124		%REC	203259	1	02/19/2015 17:33	NP
Surr: Toluene-d8	96.5	81.3-120		%REC	203259	1	02/19/2015 17:33	NP

Qualifiers:

*	Value exceeds maximum contaminant level	E	Estimated (value above quantitation range)
BRL	Below reporting limit	S	Spike Recovery outside limits due to matrix
H	Holding times for preparation or analysis exceeded	Narr	See case narrative
N	Analyte not NELAC certified	NC	Not confirmed
B	Analyte detected in the associated method blank	<	Less than Result value
>	Greater than Result value	J	Estimated value detected below Reporting Limit

Analytical Environmental Services, Inc **Date:** 23-Feb-15

Client:	Environmental Planning Specialists, Inc.	**Client Sample ID:**	15042-MW-49A
Lab Order	1502D24	**Tag Number:**	
Project Name:	Rheem	**Collection Date:**	2/11/2015 4:22:00 PM
Lab ID:	1502D24-004A	**Matrix:**	Groundwater

Analyses	Result	Reporting Limit	Qual	Units	BatchID	Dilution Factor	Date Analyzed	Analyst
TCL VOLATILE ORGANICS SW8260B				**(SW5030B)**				
1,1,1-Trichloroethane	BRL	250		ug/L	203259	50	02/18/2015 17:35	NP
1,1,2,2-Tetrachloroethane	BRL	250		ug/L	203259	50	02/18/2015 17:35	NP
1,1,2-Trichloroethane	BRL	250		ug/L	203259	50	02/18/2015 17:35	NP
1,1-Dichloroethane	BRL	250		ug/L	203259	50	02/18/2015 17:35	NP
1,1-Dichloroethene	BRL	250		ug/L	203259	50	02/18/2015 17:35	NP
1,2,4-Trichlorobenzene	BRL	250		ug/L	203259	50	02/18/2015 17:35	NP
1,2-Dibromo-3-chloropropane	BRL	250		ug/L	203259	50	02/18/2015 17:35	NP
1,2-Dibromoethane	BRL	250		ug/L	203259	50	02/18/2015 17:35	NP
1,2-Dichlorobenzene	BRL	250		ug/L	203259	50	02/18/2015 17:35	NP
1,2-Dichloroethane	BRL	250		ug/L	203259	50	02/18/2015 17:35	NP
1,2-Dichloropropane	BRL	250		ug/L	203259	50	02/18/2015 17:35	NP
1,3-Dichlorobenzene	BRL	250		ug/L	203259	50	02/18/2015 17:35	NP
1,4-Dichlorobenzene	BRL	250		ug/L	203259	50	02/18/2015 17:35	NP
2-Butanone	BRL	2500		ug/L	203259	50	02/18/2015 17:35	NP
2-Hexanone	BRL	500		ug/L	203259	50	02/18/2015 17:35	NP
4-Methyl-2-pentanone	BRL	500		ug/L	203259	50	02/18/2015 17:35	NP
Acetone	BRL	2500		ug/L	203259	50	02/18/2015 17:35	NP
Benzene	BRL	250		ug/L	203259	50	02/18/2015 17:35	NP
Bromodichloromethane	BRL	250		ug/L	203259	50	02/18/2015 17:35	NP
Bromoform	BRL	250		ug/L	203259	50	02/18/2015 17:35	NP
Bromomethane	BRL	250		ug/L	203259	50	02/18/2015 17:35	NP
Carbon disulfide	BRL	250		ug/L	203259	50	02/18/2015 17:35	NP
Carbon tetrachloride	BRL	250		ug/L	203259	50	02/18/2015 17:35	NP
Chlorobenzene	BRL	250		ug/L	203259	50	02/18/2015 17:35	NP
Chloroethane	BRL	500		ug/L	203259	50	02/18/2015 17:35	NP
Chloroform	BRL	250		ug/L	203259	50	02/18/2015 17:35	NP
Chloromethane	BRL	500		ug/L	203259	50	02/18/2015 17:35	NP
cis-1,2-Dichloroethene	BRL	250		ug/L	203259	50	02/18/2015 17:35	NP
cis-1,3-Dichloropropene	BRL	250		ug/L	203259	50	02/18/2015 17:35	NP
Cyclohexane	BRL	250		ug/L	203259	50	02/18/2015 17:35	NP
Dibromochloromethane	BRL	250		ug/L	203259	50	02/18/2015 17:35	NP
Dichlorodifluoromethane	BRL	500		ug/L	203259	50	02/18/2015 17:35	NP
Ethylbenzene	BRL	250		ug/L	203259	50	02/18/2015 17:35	NP
Freon-113	BRL	500		ug/L	203259	50	02/18/2015 17:35	NP
Isopropylbenzene	BRL	250		ug/L	203259	50	02/18/2015 17:35	NP
m,p-Xylene	BRL	250		ug/L	203259	50	02/18/2015 17:35	NP
Methyl acetate	BRL	250		ug/L	203259	50	02/18/2015 17:35	NP
Methyl tert-butyl ether	BRL	250		ug/L	203259	50	02/18/2015 17:35	NP
Methylcyclohexane	BRL	250		ug/L	203259	50	02/18/2015 17:35	NP
Methylene chloride	BRL	250		ug/L	203259	50	02/18/2015 17:35	NP

Qualifiers:

*	Value exceeds maximum contaminant level	E	Estimated (value above quantitation range)
BRL	Below reporting limit	S	Spike Recovery outside limits due to matrix
H	Holding times for preparation or analysis exceeded	Narr	See case narrative
N	Analyte not NELAC certified	NC	Not confirmed
B	Analyte detected in the associated method blank	<	Less than Result value
>	Greater than Result value	J	Estimated value detected below Reporting Limit

Analytical Environmental Services, Inc **Date:** 23-Feb-15

Client:	Environmental Planning Specialists, Inc.	**Client Sample ID:**	15042-MW-49A
Lab Order	1502D24	**Tag Number:**	
Project Name:	Rheem	**Collection Date:**	2/11/2015 4:22:00 PM
Lab ID:	1502D24-004A	**Matrix:**	Groundwater

Analyses	Result	Reporting Limit	Qual	Units	BatchID	Dilution Factor	Date Analyzed	Analyst
TCL VOLATILE ORGANICS SW8260B				**(SW5030B)**				
o-Xylene	BRL	250		ug/L	203259	50	02/18/2015 17:35	NP
Styrene	BRL	250		ug/L	203259	50	02/18/2015 17:35	NP
Tetrachloroethene	BRL	250		ug/L	203259	50	02/18/2015 17:35	NP
Toluene	BRL	250		ug/L	203259	50	02/18/2015 17:35	NP
trans-1,2-Dichloroethene	BRL	250		ug/L	203259	50	02/18/2015 17:35	NP
trans-1,3-Dichloropropene	BRL	250		ug/L	203259	50	02/18/2015 17:35	NP
Trichloroethene	60000	2500		ug/L	203259	500	02/19/2015 14:12	NP
Trichlorofluoromethane	BRL	250		ug/L	203259	50	02/18/2015 17:35	NP
Vinyl chloride	BRL	100		ug/L	203259	50	02/18/2015 17:35	NP
Surr: 4-Bromofluorobenzene	91.4	70.6-123		%REC	203259	500	02/19/2015 14:12	NP
Surr: 4-Bromofluorobenzene	93.4	70.6-123		%REC	203259	50	02/18/2015 17:35	NP
Surr: Dibromofluoromethane	96.6	78.7-124		%REC	203259	50	02/18/2015 17:35	NP
Surr: Dibromofluoromethane	102	78.7-124		%REC	203259	500	02/19/2015 14:12	NP
Surr: Toluene-d8	96.3	81.3-120		%REC	203259	50	02/18/2015 17:35	NP
Surr: Toluene-d8	96.4	81.3-120		%REC	203259	500	02/19/2015 14:12	NP

Qualifiers:

*	Value exceeds maximum contaminant level	E	Estimated (value above quantitation range)
BRL	Below reporting limit	S	Spike Recovery outside limits due to matrix
H	Holding times for preparation or analysis exceeded	Narr	See case narrative
N	Analyte not NELAC certified	NC	Not confirmed
B	Analyte detected in the associated method blank	<	Less than Result value
>	Greater than Result value	J	Estimated value detected below Reporting Limit

Analytical Environmental Services, Inc **Date:** 23-Feb-15

Client:	Environmental Planning Specialists, Inc.	**Client Sample ID:**	15043-MW-49B
Lab Order	1502D24	**Tag Number:**	
Project Name:	Rheem	**Collection Date:**	2/12/2015 9:48:00 AM
Lab ID:	1502D24-005A	**Matrix:**	Groundwater

Analyses	Result	Reporting Limit	Qual	Units	BatchID	Dilution Factor	Date Analyzed	Analyst
TCL VOLATILE ORGANICS SW8260B				**(SW5030B)**				
1,1,1-Trichloroethane	BRL	250		ug/L	203259	50	02/18/2015 18:00	NP
1,1,2,2-Tetrachloroethane	BRL	250		ug/L	203259	50	02/18/2015 18:00	NP
1,1,2-Trichloroethane	BRL	250		ug/L	203259	50	02/18/2015 18:00	NP
1,1-Dichloroethane	BRL	250		ug/L	203259	50	02/18/2015 18:00	NP
1,1-Dichloroethene	BRL	250		ug/L	203259	50	02/18/2015 18:00	NP
1,2,4-Trichlorobenzene	BRL	250		ug/L	203259	50	02/18/2015 18:00	NP
1,2-Dibromo-3-chloropropane	BRL	250		ug/L	203259	50	02/18/2015 18:00	NP
1,2-Dibromoethane	BRL	250		ug/L	203259	50	02/18/2015 18:00	NP
1,2-Dichlorobenzene	BRL	250		ug/L	203259	50	02/18/2015 18:00	NP
1,2-Dichloroethane	BRL	250		ug/L	203259	50	02/18/2015 18:00	NP
1,2-Dichloropropane	BRL	250		ug/L	203259	50	02/18/2015 18:00	NP
1,3-Dichlorobenzene	BRL	250		ug/L	203259	50	02/18/2015 18:00	NP
1,4-Dichlorobenzene	BRL	250		ug/L	203259	50	02/18/2015 18:00	NP
2-Butanone	BRL	2500		ug/L	203259	50	02/18/2015 18:00	NP
2-Hexanone	BRL	500		ug/L	203259	50	02/18/2015 18:00	NP
4-Methyl-2-pentanone	BRL	500		ug/L	203259	50	02/18/2015 18:00	NP
Acetone	BRL	2500		ug/L	203259	50	02/18/2015 18:00	NP
Benzene	BRL	250		ug/L	203259	50	02/18/2015 18:00	NP
Bromodichloromethane	BRL	250		ug/L	203259	50	02/18/2015 18:00	NP
Bromoform	BRL	250		ug/L	203259	50	02/18/2015 18:00	NP
Bromomethane	BRL	250		ug/L	203259	50	02/18/2015 18:00	NP
Carbon disulfide	BRL	250		ug/L	203259	50	02/18/2015 18:00	NP
Carbon tetrachloride	BRL	250		ug/L	203259	50	02/18/2015 18:00	NP
Chlorobenzene	BRL	250		ug/L	203259	50	02/18/2015 18:00	NP
Chloroethane	BRL	500		ug/L	203259	50	02/18/2015 18:00	NP
Chloroform	BRL	250		ug/L	203259	50	02/18/2015 18:00	NP
Chloromethane	BRL	500		ug/L	203259	50	02/18/2015 18:00	NP
cis-1,2-Dichloroethene	BRL	250		ug/L	203259	50	02/18/2015 18:00	NP
cis-1,3-Dichloropropene	BRL	250		ug/L	203259	50	02/18/2015 18:00	NP
Cyclohexane	BRL	250		ug/L	203259	50	02/18/2015 18:00	NP
Dibromochloromethane	BRL	250		ug/L	203259	50	02/18/2015 18:00	NP
Dichlorodifluoromethane	BRL	500		ug/L	203259	50	02/18/2015 18:00	NP
Ethylbenzene	BRL	250		ug/L	203259	50	02/18/2015 18:00	NP
Freon-113	BRL	500		ug/L	203259	50	02/18/2015 18:00	NP
Isopropylbenzene	BRL	250		ug/L	203259	50	02/18/2015 18:00	NP
m,p-Xylene	BRL	250		ug/L	203259	50	02/18/2015 18:00	NP
Methyl acetate	BRL	250		ug/L	203259	50	02/18/2015 18:00	NP
Methyl tert-butyl ether	BRL	250		ug/L	203259	50	02/18/2015 18:00	NP
Methylcyclohexane	BRL	250		ug/L	203259	50	02/18/2015 18:00	NP
Methylene chloride	BRL	250		ug/L	203259	50	02/18/2015 18:00	NP

Qualifiers:

*	Value exceeds maximum contaminant level	E	Estimated (value above quantitation range)
BRL	Below reporting limit	S	Spike Recovery outside limits due to matrix
H	Holding times for preparation or analysis exceeded	Narr	See case narrative
N	Analyte not NELAC certified	NC	Not confirmed
B	Analyte detected in the associated method blank	<	Less than Result value
>	Greater than Result value	J	Estimated value detected below Reporting Limit

Analytical Environmental Services, Inc **Date:** 23-Feb-15

Client:	Environmental Planning Specialists, Inc.	**Client Sample ID:**	15043-MW-49B
Lab Order	1502D24	**Tag Number:**	
Project Name:	Rheem	**Collection Date:**	2/12/2015 9:48:00 AM
Lab ID:	1502D24-005A	**Matrix:**	Groundwater

Analyses	Result	Reporting Limit	Qual	Units	BatchID	Dilution Factor	Date Analyzed	Analyst
TCL VOLATILE ORGANICS SW8260B				**(SW5030B)**				
o-Xylene	BRL	250		ug/L	203259	50	02/18/2015 18:00	NP
Styrene	BRL	250		ug/L	203259	50	02/18/2015 18:00	NP
Tetrachloroethene	BRL	250		ug/L	203259	50	02/18/2015 18:00	NP
Toluene	BRL	250		ug/L	203259	50	02/18/2015 18:00	NP
trans-1,2-Dichloroethene	BRL	250		ug/L	203259	50	02/18/2015 18:00	NP
trans-1,3-Dichloropropene	BRL	250		ug/L	203259	50	02/18/2015 18:00	NP
Trichloroethene	70000	2500		ug/L	203259	500	02/19/2015 14:38	NP
Trichlorofluoromethane	BRL	250		ug/L	203259	50	02/18/2015 18:00	NP
Vinyl chloride	BRL	100		ug/L	203259	50	02/18/2015 18:00	NP
Surr: 4-Bromofluorobenzene	93.4	70.6-123		%REC	203259	500	02/19/2015 14:38	NP
Surr: 4-Bromofluorobenzene	93.9	70.6-123		%REC	203259	50	02/18/2015 18:00	NP
Surr: Dibromofluoromethane	97.2	78.7-124		%REC	203259	50	02/18/2015 18:00	NP
Surr: Dibromofluoromethane	103	78.7-124		%REC	203259	500	02/19/2015 14:38	NP
Surr: Toluene-d8	95.5	81.3-120		%REC	203259	50	02/18/2015 18:00	NP
Surr: Toluene-d8	96.8	81.3-120		%REC	203259	500	02/19/2015 14:38	NP

Qualifiers:

*	Value exceeds maximum contaminant level	E	Estimated (value above quantitation range)
BRL	Below reporting limit	S	Spike Recovery outside limits due to matrix
H	Holding times for preparation or analysis exceeded	Narr	See case narrative
N	Analyte not NELAC certified	NC	Not confirmed
B	Analyte detected in the associated method blank	<	Less than Result value
>	Greater than Result value	J	Estimated value detected below Reporting Limit

Analytical Environmental Services, Inc

Date: 23-Feb-15

Client:	Environmental Planning Specialists, Inc.	**Client Sample ID:**	15042-MW-49C
Lab Order	1502D24	**Tag Number:**	
Project Name:	Rheem	**Collection Date:**	2/11/2015 2:12:00 PM
Lab ID:	1502D24-006A	**Matrix:**	Groundwater

Analyses	Result	Reporting Limit	Qual	Units	BatchID	Dilution Factor	Date Analyzed	Analyst
TCL VOLATILE ORGANICS SW8260B					**(SW5030B)**			
1,1,1-Trichloroethane	BRL	5.0		ug/L	203259	1	02/19/2015 18:23	NP
1,1,2,2-Tetrachloroethane	BRL	5.0		ug/L	203259	1	02/19/2015 18:23	NP
1,1,2-Trichloroethane	BRL	5.0		ug/L	203259	1	02/19/2015 18:23	NP
1,1-Dichloroethane	BRL	5.0		ug/L	203259	1	02/19/2015 18:23	NP
1,1-Dichloroethene	BRL	5.0		ug/L	203259	1	02/19/2015 18:23	NP
1,2,4-Trichlorobenzene	BRL	5.0		ug/L	203259	1	02/19/2015 18:23	NP
1,2-Dibromo-3-chloropropane	BRL	5.0		ug/L	203259	1	02/19/2015 18:23	NP
1,2-Dibromoethane	BRL	5.0		ug/L	203259	1	02/19/2015 18:23	NP
1,2-Dichlorobenzene	BRL	5.0		ug/L	203259	1	02/19/2015 18:23	NP
1,2-Dichloroethane	BRL	5.0		ug/L	203259	1	02/19/2015 18:23	NP
1,2-Dichloropropane	BRL	5.0		ug/L	203259	1	02/19/2015 18:23	NP
1,3-Dichlorobenzene	BRL	5.0		ug/L	203259	1	02/19/2015 18:23	NP
1,4-Dichlorobenzene	BRL	5.0		ug/L	203259	1	02/19/2015 18:23	NP
2-Butanone	BRL	50		ug/L	203259	1	02/19/2015 18:23	NP
2-Hexanone	BRL	10		ug/L	203259	1	02/19/2015 18:23	NP
4-Methyl-2-pentanone	BRL	10		ug/L	203259	1	02/19/2015 18:23	NP
Acetone	BRL	50		ug/L	203259	1	02/19/2015 18:23	NP
Benzene	BRL	5.0		ug/L	203259	1	02/19/2015 18:23	NP
Bromodichloromethane	BRL	5.0		ug/L	203259	1	02/19/2015 18:23	NP
Bromoform	BRL	5.0		ug/L	203259	1	02/19/2015 18:23	NP
Bromomethane	BRL	5.0		ug/L	203259	1	02/19/2015 18:23	NP
Carbon disulfide	BRL	5.0		ug/L	203259	1	02/19/2015 18:23	NP
Carbon tetrachloride	BRL	5.0		ug/L	203259	1	02/19/2015 18:23	NP
Chlorobenzene	BRL	5.0		ug/L	203259	1	02/19/2015 18:23	NP
Chloroethane	BRL	10		ug/L	203259	1	02/19/2015 18:23	NP
Chloroform	16	5.0		ug/L	203259	1	02/19/2015 18:23	NP
Chloromethane	BRL	10		ug/L	203259	1	02/19/2015 18:23	NP
cis-1,2-Dichloroethene	BRL	5.0		ug/L	203259	1	02/19/2015 18:23	NP
cis-1,3-Dichloropropene	BRL	5.0		ug/L	203259	1	02/19/2015 18:23	NP
Cyclohexane	BRL	5.0		ug/L	203259	1	02/19/2015 18:23	NP
Dibromochloromethane	BRL	5.0		ug/L	203259	1	02/19/2015 18:23	NP
Dichlorodifluoromethane	BRL	10		ug/L	203259	1	02/19/2015 18:23	NP
Ethylbenzene	BRL	5.0		ug/L	203259	1	02/19/2015 18:23	NP
Freon-113	BRL	10		ug/L	203259	1	02/19/2015 18:23	NP
Isopropylbenzene	BRL	5.0		ug/L	203259	1	02/19/2015 18:23	NP
m,p-Xylene	BRL	5.0		ug/L	203259	1	02/19/2015 18:23	NP
Methyl acetate	BRL	5.0		ug/L	203259	1	02/19/2015 18:23	NP
Methyl tert-butyl ether	BRL	5.0		ug/L	203259	1	02/19/2015 18:23	NP
Methylcyclohexane	BRL	5.0		ug/L	203259	1	02/19/2015 18:23	NP
Methylene chloride	BRL	5.0		ug/L	203259	1	02/19/2015 18:23	NP

Qualifiers:

*	Value exceeds maximum contaminant level	E	Estimated (value above quantitation range)
BRL	Below reporting limit	S	Spike Recovery outside limits due to matrix
H	Holding times for preparation or analysis exceeded	Narr	See case narrative
N	Analyte not NELAC certified	NC	Not confirmed
B	Analyte detected in the associated method blank	<	Less than Result value
>	Greater than Result value	J	Estimated value detected below Reporting Limit

Analytical Environmental Services, Inc

Date: 23-Feb-15

Client:	Environmental Planning Specialists, Inc.	**Client Sample ID:**	15042-MW-49C
Lab Order	1502D24	**Tag Number:**	
Project Name:	Rheem	**Collection Date:**	2/11/2015 2:12:00 PM
Lab ID:	1502D24-006A	**Matrix:**	Groundwater

Analyses	Result	Reporting Limit	Qual	Units	BatchID	Dilution Factor	Date Analyzed	Analyst
TCL VOLATILE ORGANICS SW8260B				**(SW5030B)**				
o-Xylene	BRL	5.0		ug/L	203259	1	02/19/2015 18:23	NP
Styrene	BRL	5.0		ug/L	203259	1	02/19/2015 18:23	NP
Tetrachloroethene	BRL	5.0		ug/L	203259	1	02/19/2015 18:23	NP
Toluene	BRL	5.0		ug/L	203259	1	02/19/2015 18:23	NP
trans-1,2-Dichloroethene	BRL	5.0		ug/L	203259	1	02/19/2015 18:23	NP
trans-1,3-Dichloropropene	BRL	5.0		ug/L	203259	1	02/19/2015 18:23	NP
Trichloroethene	630	250		ug/L	203259	50	02/18/2015 18:24	NP
Trichlorofluoromethane	BRL	5.0		ug/L	203259	1	02/19/2015 18:23	NP
Vinyl chloride	BRL	2.0		ug/L	203259	1	02/19/2015 18:23	NP
Surr: 4-Bromofluorobenzene	91.2	70.6-123		%REC	203259	1	02/19/2015 18:23	NP
Surr: 4-Bromofluorobenzene	94	70.6-123		%REC	203259	50	02/18/2015 18:24	NP
Surr: Dibromofluoromethane	99.3	78.7-124		%REC	203259	50	02/18/2015 18:24	NP
Surr: Dibromofluoromethane	95.2	78.7-124		%REC	203259	1	02/19/2015 18:23	NP
Surr: Toluene-d8	98.2	81.3-120		%REC	203259	50	02/18/2015 18:24	NP
Surr: Toluene-d8	95.8	81.3-120		%REC	203259	1	02/19/2015 18:23	NP

Qualifiers:

*	Value exceeds maximum contaminant level	E	Estimated (value above quantitation range)
BRL	Below reporting limit	S	Spike Recovery outside limits due to matrix
H	Holding times for preparation or analysis exceeded	Narr	See case narrative
N	Analyte not NELAC certified	NC	Not confirmed
B	Analyte detected in the associated method blank	<	Less than Result value
>	Greater than Result value	J	Estimated value detected below Reporting Limit

Analytical Environmental Services, Inc

Date: 23-Feb-15

Client:	Environmental Planning Specialists, Inc.	**Client Sample ID:**	15040-MW-50A
Lab Order	1502D24	**Tag Number:**	
Project Name:	Rheem	**Collection Date:**	2/9/2015 5:09:00 PM
Lab ID:	1502D24-007A	**Matrix:**	Groundwater

Analyses	Result	Reporting Limit	Qual	Units	BatchID	Dilution Factor	Date Analyzed	Analyst
TCL VOLATILE ORGANICS SW8260B				**(SW5030B)**				
1,1,1-Trichloroethane	BRL	250		ug/L	203259	50	02/18/2015 18:49	NP
1,1,2,2-Tetrachloroethane	BRL	250		ug/L	203259	50	02/18/2015 18:49	NP
1,1,2-Trichloroethane	BRL	250		ug/L	203259	50	02/18/2015 18:49	NP
1,1-Dichloroethane	BRL	250		ug/L	203259	50	02/18/2015 18:49	NP
1,1-Dichloroethene	BRL	250		ug/L	203259	50	02/18/2015 18:49	NP
1,2,4-Trichlorobenzene	BRL	250		ug/L	203259	50	02/18/2015 18:49	NP
1,2-Dibromo-3-chloropropane	BRL	250		ug/L	203259	50	02/18/2015 18:49	NP
1,2-Dibromoethane	BRL	250		ug/L	203259	50	02/18/2015 18:49	NP
1,2-Dichlorobenzene	BRL	250		ug/L	203259	50	02/18/2015 18:49	NP
1,2-Dichloroethane	BRL	250		ug/L	203259	50	02/18/2015 18:49	NP
1,2-Dichloropropane	BRL	250		ug/L	203259	50	02/18/2015 18:49	NP
1,3-Dichlorobenzene	BRL	250		ug/L	203259	50	02/18/2015 18:49	NP
1,4-Dichlorobenzene	BRL	250		ug/L	203259	50	02/18/2015 18:49	NP
2-Butanone	BRL	2500		ug/L	203259	50	02/18/2015 18:49	NP
2-Hexanone	BRL	500		ug/L	203259	50	02/18/2015 18:49	NP
4-Methyl-2-pentanone	BRL	500		ug/L	203259	50	02/18/2015 18:49	NP
Acetone	BRL	2500		ug/L	203259	50	02/18/2015 18:49	NP
Benzene	BRL	250		ug/L	203259	50	02/18/2015 18:49	NP
Bromodichloromethane	BRL	250		ug/L	203259	50	02/18/2015 18:49	NP
Bromoform	BRL	250		ug/L	203259	50	02/18/2015 18:49	NP
Bromomethane	BRL	250		ug/L	203259	50	02/18/2015 18:49	NP
Carbon disulfide	BRL	250		ug/L	203259	50	02/18/2015 18:49	NP
Carbon tetrachloride	BRL	250		ug/L	203259	50	02/18/2015 18:49	NP
Chlorobenzene	BRL	250		ug/L	203259	50	02/18/2015 18:49	NP
Chloroethane	BRL	500		ug/L	203259	50	02/18/2015 18:49	NP
Chloroform	BRL	250		ug/L	203259	50	02/18/2015 18:49	NP
Chloromethane	BRL	500		ug/L	203259	50	02/18/2015 18:49	NP
cis-1,2-Dichloroethene	BRL	250		ug/L	203259	50	02/18/2015 18:49	NP
cis-1,3-Dichloropropene	BRL	250		ug/L	203259	50	02/18/2015 18:49	NP
Cyclohexane	BRL	250		ug/L	203259	50	02/18/2015 18:49	NP
Dibromochloromethane	BRL	250		ug/L	203259	50	02/18/2015 18:49	NP
Dichlorodifluoromethane	BRL	500		ug/L	203259	50	02/18/2015 18:49	NP
Ethylbenzene	BRL	250		ug/L	203259	50	02/18/2015 18:49	NP
Freon-113	BRL	500		ug/L	203259	50	02/18/2015 18:49	NP
Isopropylbenzene	BRL	250		ug/L	203259	50	02/18/2015 18:49	NP
m,p-Xylene	BRL	250		ug/L	203259	50	02/18/2015 18:49	NP
Methyl acetate	BRL	250		ug/L	203259	50	02/18/2015 18:49	NP
Methyl tert-butyl ether	BRL	250		ug/L	203259	50	02/18/2015 18:49	NP
Methylcyclohexane	BRL	250		ug/L	203259	50	02/18/2015 18:49	NP
Methylene chloride	BRL	250		ug/L	203259	50	02/18/2015 18:49	NP

Qualifiers:

*	Value exceeds maximum contaminant level	E	Estimated (value above quantitation range)
BRL	Below reporting limit	S	Spike Recovery outside limits due to matrix
H	Holding times for preparation or analysis exceeded	Narr	See case narrative
N	Analyte not NELAC certified	NC	Not confirmed
B	Analyte detected in the associated method blank	<	Less than Result value
>	Greater than Result value	J	Estimated value detected below Reporting Limit

Analytical Environmental Services, Inc

Date: 23-Feb-15

Client:	Environmental Planning Specialists, Inc.	**Client Sample ID:**	15040-MW-50A
Lab Order	1502D24	**Tag Number:**	
Project Name:	Rheem	**Collection Date:**	2/9/2015 5:09:00 PM
Lab ID:	1502D24-007A	**Matrix:**	Groundwater

Analyses	Result	Reporting Limit	Qual	Units	BatchID	Dilution Factor	Date Analyzed	Analyst
TCL VOLATILE ORGANICS SW8260B				**(SW5030B)**				
o-Xylene	BRL	250		ug/L	203259	50	02/18/2015 18:49	NP
Styrene	BRL	250		ug/L	203259	50	02/18/2015 18:49	NP
Tetrachloroethene	BRL	250		ug/L	203259	50	02/18/2015 18:49	NP
Toluene	BRL	250		ug/L	203259	50	02/18/2015 18:49	NP
trans-1,2-Dichloroethene	BRL	250		ug/L	203259	50	02/18/2015 18:49	NP
trans-1,3-Dichloropropene	BRL	250		ug/L	203259	50	02/18/2015 18:49	NP
Trichloroethene	19000	2500		ug/L	203259	500	02/19/2015 15:03	NP
Trichlorofluoromethane	BRL	250		ug/L	203259	50	02/18/2015 18:49	NP
Vinyl chloride	BRL	100		ug/L	203259	50	02/18/2015 18:49	NP
Surr: 4-Bromofluorobenzene	93.2	70.6-123		%REC	203259	50	02/18/2015 18:49	NP
Surr: 4-Bromofluorobenzene	93.7	70.6-123		%REC	203259	500	02/19/2015 15:03	NP
Surr: Dibromofluoromethane	98.8	78.7-124		%REC	203259	50	02/18/2015 18:49	NP
Surr: Dibromofluoromethane	104	78.7-124		%REC	203259	500	02/19/2015 15:03	NP
Surr: Toluene-d8	95.5	81.3-120		%REC	203259	50	02/18/2015 18:49	NP
Surr: Toluene-d8	98.4	81.3-120		%REC	203259	500	02/19/2015 15:03	NP

Qualifiers:

*	Value exceeds maximum contaminant level	E	Estimated (value above quantitation range)
BRL	Below reporting limit	S	Spike Recovery outside limits due to matrix
H	Holding times for preparation or analysis exceeded	Narr	See case narrative
N	Analyte not NELAC certified	NC	Not confirmed
B	Analyte detected in the associated method blank	<	Less than Result value
>	Greater than Result value	J	Estimated value detected below Reporting Limit

Analytical Environmental Services, Inc

Date: 23-Feb-15

Client:	Environmental Planning Specialists, Inc.	**Client Sample ID:**	15041-MW-50B
Lab Order	1502D24	**Tag Number:**	
Project Name:	Rheem	**Collection Date:**	2/10/2015 11:34:00 AM
Lab ID:	1502D24-008A	**Matrix:**	Groundwater

Analyses	Result	Reporting Limit	Qual	Units	BatchID	Dilution Factor	Date Analyzed	Analyst
TCL VOLATILE ORGANICS SW8260B				**(SW5030B)**				
1,1,1-Trichloroethane	BRL	250		ug/L	203259	50	02/18/2015 19:20	CH
1,1,2,2-Tetrachloroethane	BRL	250		ug/L	203259	50	02/18/2015 19:20	CH
1,1,2-Trichloroethane	BRL	250		ug/L	203259	50	02/18/2015 19:20	CH
1,1-Dichloroethane	BRL	250		ug/L	203259	50	02/18/2015 19:20	CH
1,1-Dichloroethene	BRL	250		ug/L	203259	50	02/18/2015 19:20	CH
1,2,4-Trichlorobenzene	BRL	250		ug/L	203259	50	02/18/2015 19:20	CH
1,2-Dibromo-3-chloropropane	BRL	250		ug/L	203259	50	02/18/2015 19:20	CH
1,2-Dibromoethane	BRL	250		ug/L	203259	50	02/18/2015 19:20	CH
1,2-Dichlorobenzene	BRL	250		ug/L	203259	50	02/18/2015 19:20	CH
1,2-Dichloroethane	BRL	250		ug/L	203259	50	02/18/2015 19:20	CH
1,2-Dichloropropane	BRL	250		ug/L	203259	50	02/18/2015 19:20	CH
1,3-Dichlorobenzene	BRL	250		ug/L	203259	50	02/18/2015 19:20	CH
1,4-Dichlorobenzene	BRL	250		ug/L	203259	50	02/18/2015 19:20	CH
2-Butanone	BRL	2500		ug/L	203259	50	02/18/2015 19:20	CH
2-Hexanone	BRL	500		ug/L	203259	50	02/18/2015 19:20	CH
4-Methyl-2-pentanone	BRL	500		ug/L	203259	50	02/18/2015 19:20	CH
Acetone	BRL	2500		ug/L	203259	50	02/18/2015 19:20	CH
Benzene	BRL	250		ug/L	203259	50	02/18/2015 19:20	CH
Bromodichloromethane	BRL	250		ug/L	203259	50	02/18/2015 19:20	CH
Bromoform	BRL	250		ug/L	203259	50	02/18/2015 19:20	CH
Bromomethane	BRL	250		ug/L	203259	50	02/18/2015 19:20	CH
Carbon disulfide	BRL	250		ug/L	203259	50	02/18/2015 19:20	CH
Carbon tetrachloride	BRL	250		ug/L	203259	50	02/18/2015 19:20	CH
Chlorobenzene	BRL	250		ug/L	203259	50	02/18/2015 19:20	CH
Chloroethane	BRL	500		ug/L	203259	50	02/18/2015 19:20	CH
Chloroform	BRL	250		ug/L	203259	50	02/18/2015 19:20	CH
Chloromethane	BRL	500		ug/L	203259	50	02/18/2015 19:20	CH
cis-1,2-Dichloroethene	BRL	250		ug/L	203259	50	02/18/2015 19:20	CH
cis-1,3-Dichloropropene	BRL	250		ug/L	203259	50	02/18/2015 19:20	CH
Cyclohexane	BRL	250		ug/L	203259	50	02/18/2015 19:20	CH
Dibromochloromethane	BRL	250		ug/L	203259	50	02/18/2015 19:20	CH
Dichlorodifluoromethane	BRL	500		ug/L	203259	50	02/18/2015 19:20	CH
Ethylbenzene	BRL	250		ug/L	203259	50	02/18/2015 19:20	CH
Freon-113	BRL	500		ug/L	203259	50	02/18/2015 19:20	CH
Isopropylbenzene	BRL	250		ug/L	203259	50	02/18/2015 19:20	CH
m,p-Xylene	BRL	250		ug/L	203259	50	02/18/2015 19:20	CH
Methyl acetate	BRL	250		ug/L	203259	50	02/18/2015 19:20	CH
Methyl tert-butyl ether	BRL	250		ug/L	203259	50	02/18/2015 19:20	CH
Methylcyclohexane	BRL	250		ug/L	203259	50	02/18/2015 19:20	CH
Methylene chloride	BRL	250		ug/L	203259	50	02/18/2015 19:20	CH

Qualifiers:

*	Value exceeds maximum contaminant level	E	Estimated (value above quantitation range)
BRL	Below reporting limit	S	Spike Recovery outside limits due to matrix
H	Holding times for preparation or analysis exceeded	Narr	See case narrative
N	Analyte not NELAC certified	NC	Not confirmed
B	Analyte detected in the associated method blank	<	Less than Result value
>	Greater than Result value	J	Estimated value detected below Reporting Limit

Analytical Environmental Services, Inc **Date:** 23-Feb-15

Client:	Environmental Planning Specialists, Inc.	**Client Sample ID:**	15041-MW-50B
Lab Order	1502D24	**Tag Number:**	
Project Name:	Rheem	**Collection Date:**	2/10/2015 11:34:00 AM
Lab ID:	1502D24-008A	**Matrix:**	Groundwater

Analyses	Result	Reporting Limit	Qual	Units	BatchID	Dilution Factor	Date Analyzed	Analyst
TCL VOLATILE ORGANICS SW8260B				**(SW5030B)**				
o-Xylene	BRL	250		ug/L	203259	50	02/18/2015 19:20	CH
Styrene	BRL	250		ug/L	203259	50	02/18/2015 19:20	CH
Tetrachloroethene	BRL	250		ug/L	203259	50	02/18/2015 19:20	CH
Toluene	BRL	250		ug/L	203259	50	02/18/2015 19:20	CH
trans-1,2-Dichloroethene	BRL	250		ug/L	203259	50	02/18/2015 19:20	CH
trans-1,3-Dichloropropene	BRL	250		ug/L	203259	50	02/18/2015 19:20	CH
Trichloroethene	44000	2500		ug/L	203259	500	02/20/2015 12:31	NP
Trichlorofluoromethane	BRL	250		ug/L	203259	50	02/18/2015 19:20	CH
Vinyl chloride	BRL	100		ug/L	203259	50	02/18/2015 19:20	CH
Surr: 4-Bromofluorobenzene	86.6	70.6-123		%REC	203259	50	02/18/2015 19:20	CH
Surr: 4-Bromofluorobenzene	91.3	70.6-123		%REC	203259	500	02/20/2015 12:31	NP
Surr: Dibromofluoromethane	118	78.7-124		%REC	203259	50	02/18/2015 19:20	CH
Surr: Dibromofluoromethane	119	78.7-124		%REC	203259	500	02/20/2015 12:31	NP
Surr: Toluene-d8	102	81.3-120		%REC	203259	500	02/20/2015 12:31	NP
Surr: Toluene-d8	110	81.3-120		%REC	203259	50	02/18/2015 19:20	CH

Qualifiers:

*	Value exceeds maximum contaminant level	E	Estimated (value above quantitation range)
BRL	Below reporting limit	S	Spike Recovery outside limits due to matrix
H	Holding times for preparation or analysis exceeded	Narr	See case narrative
N	Analyte not NELAC certified	NC	Not confirmed
B	Analyte detected in the associated method blank	<	Less than Result value
>	Greater than Result value	J	Estimated value detected below Reporting Limit

Analytical Environmental Services, Inc **Date:** 23-Feb-15

Client:	Environmental Planning Specialists, Inc.	**Client Sample ID:**	15041-MW-50C
Lab Order	1502D24	**Tag Number:**	
Project Name:	Rheem	**Collection Date:**	2/10/2015 2:23:00 PM
Lab ID:	1502D24-009A	**Matrix:**	Groundwater

Analyses	Result	Reporting Limit	Qual	Units	BatchID	Dilution Factor	Date Analyzed	Analyst
TCL VOLATILE ORGANICS SW8260B				**(SW5030B)**				
1,1,1-Trichloroethane	BRL	5.0		ug/L	203259	1	02/20/2015 15:49	NP
1,1,2,2-Tetrachloroethane	BRL	5.0		ug/L	203259	1	02/20/2015 15:49	NP
1,1,2-Trichloroethane	BRL	5.0		ug/L	203259	1	02/20/2015 15:49	NP
1,1-Dichloroethane	BRL	5.0		ug/L	203259	1	02/20/2015 15:49	NP
1,1-Dichloroethene	BRL	5.0		ug/L	203259	1	02/20/2015 15:49	NP
1,2,4-Trichlorobenzene	BRL	5.0		ug/L	203259	1	02/20/2015 15:49	NP
1,2-Dibromo-3-chloropropane	BRL	5.0		ug/L	203259	1	02/20/2015 15:49	NP
1,2-Dibromoethane	BRL	5.0		ug/L	203259	1	02/20/2015 15:49	NP
1,2-Dichlorobenzene	BRL	5.0		ug/L	203259	1	02/20/2015 15:49	NP
1,2-Dichloroethane	BRL	5.0		ug/L	203259	1	02/20/2015 15:49	NP
1,2-Dichloropropane	BRL	5.0		ug/L	203259	1	02/20/2015 15:49	NP
1,3-Dichlorobenzene	BRL	5.0		ug/L	203259	1	02/20/2015 15:49	NP
1,4-Dichlorobenzene	BRL	5.0		ug/L	203259	1	02/20/2015 15:49	NP
2-Butanone	BRL	50		ug/L	203259	1	02/20/2015 15:49	NP
2-Hexanone	BRL	10		ug/L	203259	1	02/20/2015 15:49	NP
4-Methyl-2-pentanone	BRL	10		ug/L	203259	1	02/20/2015 15:49	NP
Acetone	BRL	50		ug/L	203259	1	02/20/2015 15:49	NP
Benzene	BRL	5.0		ug/L	203259	1	02/20/2015 15:49	NP
Bromodichloromethane	BRL	5.0		ug/L	203259	1	02/20/2015 15:49	NP
Bromoform	BRL	5.0		ug/L	203259	1	02/20/2015 15:49	NP
Bromomethane	BRL	5.0		ug/L	203259	1	02/20/2015 15:49	NP
Carbon disulfide	BRL	5.0		ug/L	203259	1	02/20/2015 15:49	NP
Carbon tetrachloride	BRL	5.0		ug/L	203259	1	02/20/2015 15:49	NP
Chlorobenzene	BRL	5.0		ug/L	203259	1	02/20/2015 15:49	NP
Chloroethane	BRL	10		ug/L	203259	1	02/20/2015 15:49	NP
Chloroform	9.9	5.0		ug/L	203259	1	02/20/2015 15:49	NP
Chloromethane	BRL	10		ug/L	203259	1	02/20/2015 15:49	NP
cis-1,2-Dichloroethene	70	5.0		ug/L	203259	1	02/20/2015 15:49	NP
cis-1,3-Dichloropropene	BRL	5.0		ug/L	203259	1	02/20/2015 15:49	NP
Cyclohexane	BRL	5.0		ug/L	203259	1	02/20/2015 15:49	NP
Dibromochloromethane	BRL	5.0		ug/L	203259	1	02/20/2015 15:49	NP
Dichlorodifluoromethane	BRL	10		ug/L	203259	1	02/20/2015 15:49	NP
Ethylbenzene	BRL	5.0		ug/L	203259	1	02/20/2015 15:49	NP
Freon-113	BRL	10		ug/L	203259	1	02/20/2015 15:49	NP
Isopropylbenzene	BRL	5.0		ug/L	203259	1	02/20/2015 15:49	NP
m,p-Xylene	BRL	5.0		ug/L	203259	1	02/20/2015 15:49	NP
Methyl acetate	BRL	5.0		ug/L	203259	1	02/20/2015 15:49	NP
Methyl tert-butyl ether	BRL	5.0		ug/L	203259	1	02/20/2015 15:49	NP
Methylcyclohexane	BRL	5.0		ug/L	203259	1	02/20/2015 15:49	NP
Methylene chloride	BRL	5.0		ug/L	203259	1	02/20/2015 15:49	NP

Qualifiers:

*	Value exceeds maximum contaminant level	E	Estimated (value above quantitation range)
BRL	Below reporting limit	S	Spike Recovery outside limits due to matrix
H	Holding times for preparation or analysis exceeded	Narr	See case narrative
N	Analyte not NELAC certified	NC	Not confirmed
B	Analyte detected in the associated method blank	<	Less than Result value
>	Greater than Result value	J	Estimated value detected below Reporting Limit

Analytical Environmental Services, Inc

Date: 23-Feb-15

Client:	Environmental Planning Specialists, Inc.	**Client Sample ID:**	15041-MW-50C
Lab Order	1502D24	**Tag Number:**	
Project Name:	Rheem	**Collection Date:**	2/10/2015 2:23:00 PM
Lab ID:	1502D24-009A	**Matrix:**	Groundwater

Analyses	Result	Reporting Limit	Qual	Units	BatchID	Dilution Factor	Date Analyzed	Analyst
TCL VOLATILE ORGANICS SW8260B				**(SW5030B)**				
o-Xylene	BRL	5.0		ug/L	203259	1	02/20/2015 15:49	NP
Styrene	BRL	5.0		ug/L	203259	1	02/20/2015 15:49	NP
Tetrachloroethene	BRL	5.0		ug/L	203259	1	02/20/2015 15:49	NP
Toluene	BRL	5.0		ug/L	203259	1	02/20/2015 15:49	NP
trans-1,2-Dichloroethene	BRL	5.0		ug/L	203259	1	02/20/2015 15:49	NP
trans-1,3-Dichloropropene	BRL	5.0		ug/L	203259	1	02/20/2015 15:49	NP
Trichloroethene	7600	500		ug/L	203259	100	02/20/2015 14:34	NP
Trichlorofluoromethane	BRL	5.0		ug/L	203259	1	02/20/2015 15:49	NP
Vinyl chloride	BRL	2.0		ug/L	203259	1	02/20/2015 15:49	NP
Surr: 4-Bromofluorobenzene	88.1	70.6-123		%REC	203259	100	02/20/2015 14:34	NP
Surr: 4-Bromofluorobenzene	91.1	70.6-123		%REC	203259	1	02/20/2015 15:49	NP
Surr: Dibromofluoromethane	115	78.7-124		%REC	203259	1	02/20/2015 15:49	NP
Surr: Dibromofluoromethane	120	78.7-124		%REC	203259	100	02/20/2015 14:34	NP
Surr: Toluene-d8	104	81.3-120		%REC	203259	100	02/20/2015 14:34	NP
Surr: Toluene-d8	106	81.3-120		%REC	203259	1	02/20/2015 15:49	NP

Qualifiers:

*	Value exceeds maximum contaminant level	E	Estimated (value above quantitation range)
BRL	Below reporting limit	S	Spike Recovery outside limits due to matrix
H	Holding times for preparation or analysis exceeded	Narr	See case narrative
N	Analyte not NELAC certified	NC	Not confirmed
B	Analyte detected in the associated method blank	<	Less than Result value
>	Greater than Result value	J	Estimated value detected below Reporting Limit

Analytical Environmental Services, Inc

Date: 23-Feb-15

Client:	Environmental Planning Specialists, Inc.	**Client Sample ID:**	15040-MW-51A
Lab Order	1502D24	**Tag Number:**	
Project Name:	Rheem	**Collection Date:**	2/9/2015 3:35:00 PM
Lab ID:	1502D24-010A	**Matrix:**	Groundwater

Analyses	Result	Reporting Limit	Qual	Units	BatchID	Dilution Factor	Date Analyzed	Analyst
TCL VOLATILE ORGANICS SW8260B				**(SW5030B)**				
1,1,1-Trichloroethane	BRL	250		ug/L	203259	50	02/18/2015 20:07	CH
1,1,2,2-Tetrachloroethane	BRL	250		ug/L	203259	50	02/18/2015 20:07	CH
1,1,2-Trichloroethane	BRL	250		ug/L	203259	50	02/18/2015 20:07	CH
1,1-Dichloroethane	BRL	250		ug/L	203259	50	02/18/2015 20:07	CH
1,1-Dichloroethene	BRL	250		ug/L	203259	50	02/18/2015 20:07	CH
1,2,4-Trichlorobenzene	BRL	250		ug/L	203259	50	02/18/2015 20:07	CH
1,2-Dibromo-3-chloropropane	BRL	250		ug/L	203259	50	02/18/2015 20:07	CH
1,2-Dibromoethane	BRL	250		ug/L	203259	50	02/18/2015 20:07	CH
1,2-Dichlorobenzene	BRL	250		ug/L	203259	50	02/18/2015 20:07	CH
1,2-Dichloroethane	BRL	250		ug/L	203259	50	02/18/2015 20:07	CH
1,2-Dichloropropane	BRL	250		ug/L	203259	50	02/18/2015 20:07	CH
1,3-Dichlorobenzene	BRL	250		ug/L	203259	50	02/18/2015 20:07	CH
1,4-Dichlorobenzene	BRL	250		ug/L	203259	50	02/18/2015 20:07	CH
2-Butanone	BRL	2500		ug/L	203259	50	02/18/2015 20:07	CH
2-Hexanone	BRL	500		ug/L	203259	50	02/18/2015 20:07	CH
4-Methyl-2-pentanone	BRL	500		ug/L	203259	50	02/18/2015 20:07	CH
Acetone	BRL	2500		ug/L	203259	50	02/18/2015 20:07	CH
Benzene	BRL	250		ug/L	203259	50	02/18/2015 20:07	CH
Bromodichloromethane	BRL	250		ug/L	203259	50	02/18/2015 20:07	CH
Bromoform	BRL	250		ug/L	203259	50	02/18/2015 20:07	CH
Bromomethane	BRL	250		ug/L	203259	50	02/18/2015 20:07	CH
Carbon disulfide	BRL	250		ug/L	203259	50	02/18/2015 20:07	CH
Carbon tetrachloride	BRL	250		ug/L	203259	50	02/18/2015 20:07	CH
Chlorobenzene	BRL	250		ug/L	203259	50	02/18/2015 20:07	CH
Chloroethane	BRL	500		ug/L	203259	50	02/18/2015 20:07	CH
Chloroform	BRL	250		ug/L	203259	50	02/18/2015 20:07	CH
Chloromethane	BRL	500		ug/L	203259	50	02/18/2015 20:07	CH
cis-1,2-Dichloroethene	BRL	250		ug/L	203259	50	02/18/2015 20:07	CH
cis-1,3-Dichloropropene	BRL	250		ug/L	203259	50	02/18/2015 20:07	CH
Cyclohexane	BRL	250		ug/L	203259	50	02/18/2015 20:07	CH
Dibromochloromethane	BRL	250		ug/L	203259	50	02/18/2015 20:07	CH
Dichlorodifluoromethane	BRL	500		ug/L	203259	50	02/18/2015 20:07	CH
Ethylbenzene	BRL	250		ug/L	203259	50	02/18/2015 20:07	CH
Freon-113	BRL	500		ug/L	203259	50	02/18/2015 20:07	CH
Isopropylbenzene	BRL	250		ug/L	203259	50	02/18/2015 20:07	CH
m,p-Xylene	BRL	250		ug/L	203259	50	02/18/2015 20:07	CH
Methyl acetate	BRL	250		ug/L	203259	50	02/18/2015 20:07	CH
Methyl tert-butyl ether	BRL	250		ug/L	203259	50	02/18/2015 20:07	CH
Methylcyclohexane	BRL	250		ug/L	203259	50	02/18/2015 20:07	CH
Methylene chloride	BRL	250		ug/L	203259	50	02/18/2015 20:07	CH

Qualifiers:

*	Value exceeds maximum contaminant level	E	Estimated (value above quantitation range)
BRL	Below reporting limit	S	Spike Recovery outside limits due to matrix
H	Holding times for preparation or analysis exceeded	Narr	See case narrative
N	Analyte not NELAC certified	NC	Not confirmed
B	Analyte detected in the associated method blank	<	Less than Result value
>	Greater than Result value	J	Estimated value detected below Reporting Limit

Analytical Environmental Services, Inc

Date: 23-Feb-15

Client:	Environmental Planning Specialists, Inc.	**Client Sample ID:**	15040-MW-51A
Lab Order	1502D24	**Tag Number:**	
Project Name:	Rheem	**Collection Date:**	2/9/2015 3:35:00 PM
Lab ID:	1502D24-010A	**Matrix:**	Groundwater

Analyses	Result	Reporting Limit	Qual	Units	BatchID	Dilution Factor	Date Analyzed	Analyst
TCL VOLATILE ORGANICS SW8260B				**(SW5030B)**				
o-Xylene	BRL	250		ug/L	203259	50	02/18/2015 20:07	CH
Styrene	BRL	250		ug/L	203259	50	02/18/2015 20:07	CH
Tetrachloroethene	BRL	250		ug/L	203259	50	02/18/2015 20:07	CH
Toluene	BRL	250		ug/L	203259	50	02/18/2015 20:07	CH
trans-1,2-Dichloroethene	BRL	250		ug/L	203259	50	02/18/2015 20:07	CH
trans-1,3-Dichloropropene	BRL	250		ug/L	203259	50	02/18/2015 20:07	CH
Trichloroethene	17000	2500		ug/L	203259	500	02/20/2015 13:20	NP
Trichlorofluoromethane	BRL	250		ug/L	203259	50	02/18/2015 20:07	CH
Vinyl chloride	BRL	100		ug/L	203259	50	02/18/2015 20:07	CH
Surr: 4-Bromofluorobenzene	84.4	70.6-123		%REC	203259	50	02/18/2015 20:07	CH
Surr: 4-Bromofluorobenzene	91.4	70.6-123		%REC	203259	500	02/20/2015 13:20	NP
Surr: Dibromofluoromethane	115	78.7-124		%REC	203259	500	02/20/2015 13:20	NP
Surr: Dibromofluoromethane	118	78.7-124		%REC	203259	50	02/18/2015 20:07	CH
Surr: Toluene-d8	99.8	81.3-120		%REC	203259	500	02/20/2015 13:20	NP
Surr: Toluene-d8	107	81.3-120		%REC	203259	50	02/18/2015 20:07	CH

Qualifiers:

*	Value exceeds maximum contaminant level	E	Estimated (value above quantitation range)
BRL	Below reporting limit	S	Spike Recovery outside limits due to matrix
H	Holding times for preparation or analysis exceeded	Narr	See case narrative
N	Analyte not NELAC certified	NC	Not confirmed
B	Analyte detected in the associated method blank	<	Less than Result value
>	Greater than Result value	J	Estimated value detected below Reporting Limit

Analytical Environmental Services, Inc

Date: 23-Feb-15

Client:	Environmental Planning Specialists, Inc.	**Client Sample ID:**	15040-MW-51B
Lab Order	1502D24	**Tag Number:**	
Project Name:	Rheem	**Collection Date:**	2/9/2015 6:00:00 PM
Lab ID:	1502D24-011A	**Matrix:**	Groundwater

Analyses	Result	Reporting Limit	Qual	Units	BatchID	Dilution Factor	Date Analyzed	Analyst
TCL VOLATILE ORGANICS SW8260B				**(SW5030B)**				
1,1,1-Trichloroethane	BRL	2500		ug/L	203259	500	02/20/2015 13:45	NP
1,1,2,2-Tetrachloroethane	BRL	2500		ug/L	203259	500	02/20/2015 13:45	NP
1,1,2-Trichloroethane	BRL	2500		ug/L	203259	500	02/20/2015 13:45	NP
1,1-Dichloroethane	BRL	2500		ug/L	203259	500	02/20/2015 13:45	NP
1,1-Dichloroethene	BRL	2500		ug/L	203259	500	02/20/2015 13:45	NP
1,2,4-Trichlorobenzene	BRL	2500		ug/L	203259	500	02/20/2015 13:45	NP
1,2-Dibromo-3-chloropropane	BRL	2500		ug/L	203259	500	02/20/2015 13:45	NP
1,2-Dibromoethane	BRL	2500		ug/L	203259	500	02/20/2015 13:45	NP
1,2-Dichlorobenzene	BRL	2500		ug/L	203259	500	02/20/2015 13:45	NP
1,2-Dichloroethane	BRL	2500		ug/L	203259	500	02/20/2015 13:45	NP
1,2-Dichloropropane	BRL	2500		ug/L	203259	500	02/20/2015 13:45	NP
1,3-Dichlorobenzene	BRL	2500		ug/L	203259	500	02/20/2015 13:45	NP
1,4-Dichlorobenzene	BRL	2500		ug/L	203259	500	02/20/2015 13:45	NP
2-Butanone	BRL	25000		ug/L	203259	500	02/20/2015 13:45	NP
2-Hexanone	BRL	5000		ug/L	203259	500	02/20/2015 13:45	NP
4-Methyl-2-pentanone	BRL	5000		ug/L	203259	500	02/20/2015 13:45	NP
Acetone	BRL	25000		ug/L	203259	500	02/20/2015 13:45	NP
Benzene	BRL	2500		ug/L	203259	500	02/20/2015 13:45	NP
Bromodichloromethane	BRL	2500		ug/L	203259	500	02/20/2015 13:45	NP
Bromoform	BRL	2500		ug/L	203259	500	02/20/2015 13:45	NP
Bromomethane	BRL	2500		ug/L	203259	500	02/20/2015 13:45	NP
Carbon disulfide	BRL	2500		ug/L	203259	500	02/20/2015 13:45	NP
Carbon tetrachloride	BRL	2500		ug/L	203259	500	02/20/2015 13:45	NP
Chlorobenzene	BRL	2500		ug/L	203259	500	02/20/2015 13:45	NP
Chloroethane	BRL	5000		ug/L	203259	500	02/20/2015 13:45	NP
Chloroform	BRL	2500		ug/L	203259	500	02/20/2015 13:45	NP
Chloromethane	BRL	5000		ug/L	203259	500	02/20/2015 13:45	NP
cis-1,2-Dichloroethene	BRL	2500		ug/L	203259	500	02/20/2015 13:45	NP
cis-1,3-Dichloropropene	BRL	2500		ug/L	203259	500	02/20/2015 13:45	NP
Cyclohexane	BRL	2500		ug/L	203259	500	02/20/2015 13:45	NP
Dibromochloromethane	BRL	2500		ug/L	203259	500	02/20/2015 13:45	NP
Dichlorodifluoromethane	BRL	5000		ug/L	203259	500	02/20/2015 13:45	NP
Ethylbenzene	BRL	2500		ug/L	203259	500	02/20/2015 13:45	NP
Freon-113	BRL	5000		ug/L	203259	500	02/20/2015 13:45	NP
Isopropylbenzene	BRL	2500		ug/L	203259	500	02/20/2015 13:45	NP
m,p-Xylene	BRL	2500		ug/L	203259	500	02/20/2015 13:45	NP
Methyl acetate	BRL	2500		ug/L	203259	500	02/20/2015 13:45	NP
Methyl tert-butyl ether	BRL	2500		ug/L	203259	500	02/20/2015 13:45	NP
Methylcyclohexane	BRL	2500		ug/L	203259	500	02/20/2015 13:45	NP
Methylene chloride	BRL	2500		ug/L	203259	500	02/20/2015 13:45	NP

Qualifiers:

*	Value exceeds maximum contaminant level	E	Estimated (value above quantitation range)
BRL	Below reporting limit	S	Spike Recovery outside limits due to matrix
H	Holding times for preparation or analysis exceeded	Narr	See case narrative
N	Analyte not NELAC certified	NC	Not confirmed
B	Analyte detected in the associated method blank	<	Less than Result value
>	Greater than Result value	J	Estimated value detected below Reporting Limit

Analytical Environmental Services, Inc

Date: 23-Feb-15

Client:	Environmental Planning Specialists, Inc.	**Client Sample ID:**	15040-MW-51B
Lab Order	1502D24	**Tag Number:**	
Project Name:	Rheem	**Collection Date:**	2/9/2015 6:00:00 PM
Lab ID:	1502D24-011A	**Matrix:**	Groundwater

Analyses	Result	Reporting Limit	Qual	Units	BatchID	Dilution Factor	Date Analyzed	Analyst
TCL VOLATILE ORGANICS SW8260B				**(SW5030B)**				
o-Xylene	BRL	2500		ug/L	203259	500	02/20/2015 13:45	NP
Styrene	BRL	2500		ug/L	203259	500	02/20/2015 13:45	NP
Tetrachloroethene	BRL	2500		ug/L	203259	500	02/20/2015 13:45	NP
Toluene	BRL	2500		ug/L	203259	500	02/20/2015 13:45	NP
trans-1,2-Dichloroethene	BRL	2500		ug/L	203259	500	02/20/2015 13:45	NP
trans-1,3-Dichloropropene	BRL	2500		ug/L	203259	500	02/20/2015 13:45	NP
Trichloroethene	16000	2500		ug/L	203259	500	02/20/2015 13:45	NP
Trichlorofluoromethane	BRL	2500		ug/L	203259	500	02/20/2015 13:45	NP
Vinyl chloride	BRL	1000		ug/L	203259	500	02/20/2015 13:45	NP
Surr: 4-Bromofluorobenzene	92.5	70.6-123		%REC	203259	500	02/20/2015 13:45	NP
Surr: Dibromofluoromethane	119	78.7-124		%REC	203259	500	02/20/2015 13:45	NP
Surr: Toluene-d8	105	81.3-120		%REC	203259	500	02/20/2015 13:45	NP

Qualifiers:

*	Value exceeds maximum contaminant level	E	Estimated (value above quantitation range)
BRL	Below reporting limit	S	Spike Recovery outside limits due to matrix
H	Holding times for preparation or analysis exceeded	Narr	See case narrative
N	Analyte not NELAC certified	NC	Not confirmed
B	Analyte detected in the associated method blank	<	Less than Result value
>	Greater than Result value	J	Estimated value detected below Reporting Limit

Analytical Environmental Services, Inc

Date: 23-Feb-15

Client:	Environmental Planning Specialists, Inc.	**Client Sample ID:**	15041-MW-51C
Lab Order	1502D24	**Tag Number:**	
Project Name:	Rheem	**Collection Date:**	2/10/2015 10:05:00 AM
Lab ID:	1502D24-012A	**Matrix:**	Groundwater

Analyses	Result	Reporting Limit	Qual	Units	BatchID	Dilution Factor	Date Analyzed	Analyst
TCL VOLATILE ORGANICS SW8260B				**(SW5030B)**				
1,1,1-Trichloroethane	BRL	2500		ug/L	203259	500	02/19/2015 16:20	CH
1,1,2,2-Tetrachloroethane	BRL	2500		ug/L	203259	500	02/19/2015 16:20	CH
1,1,2-Trichloroethane	BRL	2500		ug/L	203259	500	02/19/2015 16:20	CH
1,1-Dichloroethane	BRL	2500		ug/L	203259	500	02/19/2015 16:20	CH
1,1-Dichloroethene	BRL	2500		ug/L	203259	500	02/19/2015 16:20	CH
1,2,4-Trichlorobenzene	BRL	2500		ug/L	203259	500	02/19/2015 16:20	CH
1,2-Dibromo-3-chloropropane	BRL	2500		ug/L	203259	500	02/19/2015 16:20	CH
1,2-Dibromoethane	BRL	2500		ug/L	203259	500	02/19/2015 16:20	CH
1,2-Dichlorobenzene	BRL	2500		ug/L	203259	500	02/19/2015 16:20	CH
1,2-Dichloroethane	BRL	2500		ug/L	203259	500	02/19/2015 16:20	CH
1,2-Dichloropropane	BRL	2500		ug/L	203259	500	02/19/2015 16:20	CH
1,3-Dichlorobenzene	BRL	2500		ug/L	203259	500	02/19/2015 16:20	CH
1,4-Dichlorobenzene	BRL	2500		ug/L	203259	500	02/19/2015 16:20	CH
2-Butanone	BRL	25000		ug/L	203259	500	02/19/2015 16:20	CH
2-Hexanone	BRL	5000		ug/L	203259	500	02/19/2015 16:20	CH
4-Methyl-2-pentanone	BRL	5000		ug/L	203259	500	02/19/2015 16:20	CH
Acetone	BRL	25000		ug/L	203259	500	02/19/2015 16:20	CH
Benzene	BRL	2500		ug/L	203259	500	02/19/2015 16:20	CH
Bromodichloromethane	BRL	2500		ug/L	203259	500	02/19/2015 16:20	CH
Bromoform	BRL	2500		ug/L	203259	500	02/19/2015 16:20	CH
Bromomethane	BRL	2500		ug/L	203259	500	02/19/2015 16:20	CH
Carbon disulfide	BRL	2500		ug/L	203259	500	02/19/2015 16:20	CH
Carbon tetrachloride	BRL	2500		ug/L	203259	500	02/19/2015 16:20	CH
Chlorobenzene	BRL	2500		ug/L	203259	500	02/19/2015 16:20	CH
Chloroethane	BRL	5000		ug/L	203259	500	02/19/2015 16:20	CH
Chloroform	BRL	2500		ug/L	203259	500	02/19/2015 16:20	CH
Chloromethane	BRL	5000		ug/L	203259	500	02/19/2015 16:20	CH
cis-1,2-Dichloroethene	BRL	2500		ug/L	203259	500	02/19/2015 16:20	CH
cis-1,3-Dichloropropene	BRL	2500		ug/L	203259	500	02/19/2015 16:20	CH
Cyclohexane	BRL	2500		ug/L	203259	500	02/19/2015 16:20	CH
Dibromochloromethane	BRL	2500		ug/L	203259	500	02/19/2015 16:20	CH
Dichlorodifluoromethane	BRL	5000		ug/L	203259	500	02/19/2015 16:20	CH
Ethylbenzene	BRL	2500		ug/L	203259	500	02/19/2015 16:20	CH
Freon-113	BRL	5000		ug/L	203259	500	02/19/2015 16:20	CH
Isopropylbenzene	BRL	2500		ug/L	203259	500	02/19/2015 16:20	CH
m,p-Xylene	BRL	2500		ug/L	203259	500	02/19/2015 16:20	CH
Methyl acetate	BRL	2500		ug/L	203259	500	02/19/2015 16:20	CH
Methyl tert-butyl ether	BRL	2500		ug/L	203259	500	02/19/2015 16:20	CH
Methylcyclohexane	BRL	2500		ug/L	203259	500	02/19/2015 16:20	CH
Methylene chloride	BRL	2500		ug/L	203259	500	02/19/2015 16:20	CH

Qualifiers:

*	Value exceeds maximum contaminant level	E	Estimated (value above quantitation range)
BRL	Below reporting limit	S	Spike Recovery outside limits due to matrix
H	Holding times for preparation or analysis exceeded	Narr	See case narrative
N	Analyte not NELAC certified	NC	Not confirmed
B	Analyte detected in the associated method blank	<	Less than Result value
>	Greater than Result value	J	Estimated value detected below Reporting Limit

Analytical Environmental Services, Inc **Date:** 23-Feb-15

Client:	Environmental Planning Specialists, Inc.	**Client Sample ID:**	15041-MW-51C
Lab Order	1502D24	**Tag Number:**	
Project Name:	Rheem	**Collection Date:**	2/10/2015 10:05:00 AM
Lab ID:	1502D24-012A	**Matrix:**	Groundwater

Analyses	Result	Reporting Limit	Qual	Units	BatchID	Dilution Factor	Date Analyzed	Analyst
TCL VOLATILE ORGANICS SW8260B				**(SW5030B)**				
o-Xylene	BRL	2500		ug/L	203259	500	02/19/2015 16:20	CH
Styrene	BRL	2500		ug/L	203259	500	02/19/2015 16:20	CH
Tetrachloroethene	BRL	2500		ug/L	203259	500	02/19/2015 16:20	CH
Toluene	BRL	2500		ug/L	203259	500	02/19/2015 16:20	CH
trans-1,2-Dichloroethene	BRL	2500		ug/L	203259	500	02/19/2015 16:20	CH
trans-1,3-Dichloropropene	BRL	2500		ug/L	203259	500	02/19/2015 16:20	CH
Trichloroethene	20000	2500		ug/L	203259	500	02/19/2015 16:20	CH
Trichlorofluoromethane	BRL	2500		ug/L	203259	500	02/19/2015 16:20	CH
Vinyl chloride	BRL	1000		ug/L	203259	500	02/19/2015 16:20	CH
Surr: 4-Bromofluorobenzene	81.1	70.6-123		%REC	203259	500	02/19/2015 16:20	CH
Surr: Dibromofluoromethane	120	78.7-124		%REC	203259	500	02/19/2015 16:20	CH
Surr: Toluene-d8	107	81.3-120		%REC	203259	500	02/19/2015 16:20	CH

Qualifiers:

*	Value exceeds maximum contaminant level	E	Estimated (value above quantitation range)
BRL	Below reporting limit	S	Spike Recovery outside limits due to matrix
H	Holding times for preparation or analysis exceeded	Narr	See case narrative
N	Analyte not NELAC certified	NC	Not confirmed
B	Analyte detected in the associated method blank	<	Less than Result value
>	Greater than Result value	J	Estimated value detected below Reporting Limit

Analytical Environmental Services, Inc

Date: 23-Feb-15

Client:	Environmental Planning Specialists, Inc.	**Client Sample ID:**	15041-MW-52A
Lab Order	1502D24	**Tag Number:**	
Project Name:	Rheem	**Collection Date:**	2/10/2015 1:45:00 PM
Lab ID:	1502D24-013A	**Matrix:**	Groundwater

Analyses	Result	Reporting Limit	Qual	Units	BatchID	Dilution Factor	Date Analyzed	Analyst
TCL VOLATILE ORGANICS SW8260B					**(SW5030B)**			
1,1,1-Trichloroethane	BRL	5.0		ug/L	203259	1	02/20/2015 10:03	NP
1,1,2,2-Tetrachloroethane	BRL	5.0		ug/L	203259	1	02/20/2015 10:03	NP
1,1,2-Trichloroethane	BRL	5.0		ug/L	203259	1	02/20/2015 10:03	NP
1,1-Dichloroethane	BRL	5.0		ug/L	203259	1	02/20/2015 10:03	NP
1,1-Dichloroethene	BRL	5.0		ug/L	203259	1	02/20/2015 10:03	NP
1,2,4-Trichlorobenzene	BRL	5.0		ug/L	203259	1	02/20/2015 10:03	NP
1,2-Dibromo-3-chloropropane	BRL	5.0		ug/L	203259	1	02/20/2015 10:03	NP
1,2-Dibromoethane	BRL	5.0		ug/L	203259	1	02/20/2015 10:03	NP
1,2-Dichlorobenzene	BRL	5.0		ug/L	203259	1	02/20/2015 10:03	NP
1,2-Dichloroethane	BRL	5.0		ug/L	203259	1	02/20/2015 10:03	NP
1,2-Dichloropropane	BRL	5.0		ug/L	203259	1	02/20/2015 10:03	NP
1,3-Dichlorobenzene	BRL	5.0		ug/L	203259	1	02/20/2015 10:03	NP
1,4-Dichlorobenzene	BRL	5.0		ug/L	203259	1	02/20/2015 10:03	NP
2-Butanone	BRL	50		ug/L	203259	1	02/20/2015 10:03	NP
2-Hexanone	BRL	10		ug/L	203259	1	02/20/2015 10:03	NP
4-Methyl-2-pentanone	BRL	10		ug/L	203259	1	02/20/2015 10:03	NP
Acetone	BRL	50		ug/L	203259	1	02/20/2015 10:03	NP
Benzene	BRL	5.0		ug/L	203259	1	02/20/2015 10:03	NP
Bromodichloromethane	BRL	5.0		ug/L	203259	1	02/20/2015 10:03	NP
Bromoform	BRL	5.0		ug/L	203259	1	02/20/2015 10:03	NP
Bromomethane	BRL	5.0		ug/L	203259	1	02/20/2015 10:03	NP
Carbon disulfide	BRL	5.0		ug/L	203259	1	02/20/2015 10:03	NP
Carbon tetrachloride	BRL	5.0		ug/L	203259	1	02/20/2015 10:03	NP
Chlorobenzene	BRL	5.0		ug/L	203259	1	02/20/2015 10:03	NP
Chloroethane	BRL	10		ug/L	203259	1	02/20/2015 10:03	NP
Chloroform	BRL	5.0		ug/L	203259	1	02/20/2015 10:03	NP
Chloromethane	BRL	10		ug/L	203259	1	02/20/2015 10:03	NP
cis-1,2-Dichloroethene	100	5.0		ug/L	203259	1	02/20/2015 10:03	NP
cis-1,3-Dichloropropene	BRL	5.0		ug/L	203259	1	02/20/2015 10:03	NP
Cyclohexane	BRL	5.0		ug/L	203259	1	02/20/2015 10:03	NP
Dibromochloromethane	BRL	5.0		ug/L	203259	1	02/20/2015 10:03	NP
Dichlorodifluoromethane	BRL	10		ug/L	203259	1	02/20/2015 10:03	NP
Ethylbenzene	BRL	5.0		ug/L	203259	1	02/20/2015 10:03	NP
Freon-113	BRL	10		ug/L	203259	1	02/20/2015 10:03	NP
Isopropylbenzene	BRL	5.0		ug/L	203259	1	02/20/2015 10:03	NP
m,p-Xylene	BRL	5.0		ug/L	203259	1	02/20/2015 10:03	NP
Methyl acetate	BRL	5.0		ug/L	203259	1	02/20/2015 10:03	NP
Methyl tert-butyl ether	BRL	5.0		ug/L	203259	1	02/20/2015 10:03	NP
Methylcyclohexane	BRL	5.0		ug/L	203259	1	02/20/2015 10:03	NP
Methylene chloride	BRL	5.0		ug/L	203259	1	02/20/2015 10:03	NP

Qualifiers:

*	Value exceeds maximum contaminant level	E	Estimated (value above quantitation range)
BRL	Below reporting limit	S	Spike Recovery outside limits due to matrix
H	Holding times for preparation or analysis exceeded	Narr	See case narrative
N	Analyte not NELAC certified	NC	Not confirmed
B	Analyte detected in the associated method blank	<	Less than Result value
>	Greater than Result value	J	Estimated value detected below Reporting Limit

Analytical Environmental Services, Inc

Date: 23-Feb-15

Client:	Environmental Planning Specialists, Inc.	**Client Sample ID:**	15041-MW-52A
Lab Order	1502D24	**Tag Number:**	
Project Name:	Rheem	**Collection Date:**	2/10/2015 1:45:00 PM
Lab ID:	1502D24-013A	**Matrix:**	Groundwater

Analyses	Result	Reporting Limit	Qual	Units	BatchID	Dilution Factor	Date Analyzed	Analyst
TCL VOLATILE ORGANICS SW8260B				**(SW5030B)**				
o-Xylene	BRL	5.0		ug/L	203259	1	02/20/2015 10:03	NP
Styrene	BRL	5.0		ug/L	203259	1	02/20/2015 10:03	NP
Tetrachloroethene	BRL	5.0		ug/L	203259	1	02/20/2015 10:03	NP
Toluene	BRL	5.0		ug/L	203259	1	02/20/2015 10:03	NP
trans-1,2-Dichloroethene	BRL	5.0		ug/L	203259	1	02/20/2015 10:03	NP
trans-1,3-Dichloropropene	BRL	5.0		ug/L	203259	1	02/20/2015 10:03	NP
Trichloroethene	800	50		ug/L	203259	10	02/20/2015 14:10	NP
Trichlorofluoromethane	BRL	5.0		ug/L	203259	1	02/20/2015 10:03	NP
Vinyl chloride	BRL	2.0		ug/L	203259	1	02/20/2015 10:03	NP
Surr: 4-Bromofluorobenzene	91.2	70.6-123		%REC	203259	1	02/20/2015 10:03	NP
Surr: 4-Bromofluorobenzene	91	70.6-123		%REC	203259	10	02/20/2015 14:10	NP
Surr: Dibromofluoromethane	106	78.7-124		%REC	203259	1	02/20/2015 10:03	NP
Surr: Dibromofluoromethane	119	78.7-124		%REC	203259	10	02/20/2015 14:10	NP
Surr: Toluene-d8	98.8	81.3-120		%REC	203259	1	02/20/2015 10:03	NP
Surr: Toluene-d8	102	81.3-120		%REC	203259	10	02/20/2015 14:10	NP

Qualifiers:

*	Value exceeds maximum contaminant level	E	Estimated (value above quantitation range)
BRL	Below reporting limit	S	Spike Recovery outside limits due to matrix
H	Holding times for preparation or analysis exceeded	Narr	See case narrative
N	Analyte not NELAC certified	NC	Not confirmed
B	Analyte detected in the associated method blank	<	Less than Result value
>	Greater than Result value	J	Estimated value detected below Reporting Limit

Analytical Environmental Services, Inc **Date:** 23-Feb-15

Client:	Environmental Planning Specialists, Inc.	**Client Sample ID:**	15041-MW-52B
Lab Order	1502D24	**Tag Number:**	
Project Name:	Rheem	**Collection Date:**	2/10/2015 5:35:00 PM
Lab ID:	1502D24-014A	**Matrix:**	Groundwater

Analyses	Result	Reporting Limit	Qual	Units	BatchID	Dilution Factor	Date Analyzed	Analyst
TCL VOLATILE ORGANICS SW8260B					**(SW5030B)**			
1,1,1-Trichloroethane	BRL	5.0		ug/L	203259	1	02/20/2015 10:28	NP
1,1,2,2-Tetrachloroethane	BRL	5.0		ug/L	203259	1	02/20/2015 10:28	NP
1,1,2-Trichloroethane	BRL	5.0		ug/L	203259	1	02/20/2015 10:28	NP
1,1-Dichloroethane	BRL	5.0		ug/L	203259	1	02/20/2015 10:28	NP
1,1-Dichloroethene	11	5.0		ug/L	203259	1	02/20/2015 10:28	NP
1,2,4-Trichlorobenzene	BRL	5.0		ug/L	203259	1	02/20/2015 10:28	NP
1,2-Dibromo-3-chloropropane	BRL	5.0		ug/L	203259	1	02/20/2015 10:28	NP
1,2-Dibromoethane	BRL	5.0		ug/L	203259	1	02/20/2015 10:28	NP
1,2-Dichlorobenzene	BRL	5.0		ug/L	203259	1	02/20/2015 10:28	NP
1,2-Dichloroethane	BRL	5.0		ug/L	203259	1	02/20/2015 10:28	NP
1,2-Dichloropropane	BRL	5.0		ug/L	203259	1	02/20/2015 10:28	NP
1,3-Dichlorobenzene	BRL	5.0		ug/L	203259	1	02/20/2015 10:28	NP
1,4-Dichlorobenzene	BRL	5.0		ug/L	203259	1	02/20/2015 10:28	NP
2-Butanone	BRL	50		ug/L	203259	1	02/20/2015 10:28	NP
2-Hexanone	BRL	10		ug/L	203259	1	02/20/2015 10:28	NP
4-Methyl-2-pentanone	BRL	10		ug/L	203259	1	02/20/2015 10:28	NP
Acetone	BRL	50		ug/L	203259	1	02/20/2015 10:28	NP
Benzene	BRL	5.0		ug/L	203259	1	02/20/2015 10:28	NP
Bromodichloromethane	BRL	5.0		ug/L	203259	1	02/20/2015 10:28	NP
Bromoform	BRL	5.0		ug/L	203259	1	02/20/2015 10:28	NP
Bromomethane	BRL	5.0		ug/L	203259	1	02/20/2015 10:28	NP
Carbon disulfide	BRL	5.0		ug/L	203259	1	02/20/2015 10:28	NP
Carbon tetrachloride	BRL	5.0		ug/L	203259	1	02/20/2015 10:28	NP
Chlorobenzene	BRL	5.0		ug/L	203259	1	02/20/2015 10:28	NP
Chloroethane	BRL	10		ug/L	203259	1	02/20/2015 10:28	NP
Chloroform	12	5.0		ug/L	203259	1	02/20/2015 10:28	NP
Chloromethane	BRL	10		ug/L	203259	1	02/20/2015 10:28	NP
cis-1,2-Dichloroethene	10	5.0		ug/L	203259	1	02/20/2015 10:28	NP
cis-1,3-Dichloropropene	BRL	5.0		ug/L	203259	1	02/20/2015 10:28	NP
Cyclohexane	BRL	5.0		ug/L	203259	1	02/20/2015 10:28	NP
Dibromochloromethane	BRL	5.0		ug/L	203259	1	02/20/2015 10:28	NP
Dichlorodifluoromethane	BRL	10		ug/L	203259	1	02/20/2015 10:28	NP
Ethylbenzene	BRL	5.0		ug/L	203259	1	02/20/2015 10:28	NP
Freon-113	BRL	10		ug/L	203259	1	02/20/2015 10:28	NP
Isopropylbenzene	BRL	5.0		ug/L	203259	1	02/20/2015 10:28	NP
m,p-Xylene	BRL	5.0		ug/L	203259	1	02/20/2015 10:28	NP
Methyl acetate	BRL	5.0		ug/L	203259	1	02/20/2015 10:28	NP
Methyl tert-butyl ether	BRL	5.0		ug/L	203259	1	02/20/2015 10:28	NP
Methylcyclohexane	BRL	5.0		ug/L	203259	1	02/20/2015 10:28	NP
Methylene chloride	BRL	5.0		ug/L	203259	1	02/20/2015 10:28	NP

Qualifiers:

*	Value exceeds maximum contaminant level	E	Estimated (value above quantitation range)
BRL	Below reporting limit	S	Spike Recovery outside limits due to matrix
H	Holding times for preparation or analysis exceeded	Narr	See case narrative
N	Analyte not NELAC certified	NC	Not confirmed
B	Analyte detected in the associated method blank	<	Less than Result value
>	Greater than Result value	J	Estimated value detected below Reporting Limit

Analytical Environmental Services, Inc

Date: 23-Feb-15

Client:	Environmental Planning Specialists, Inc.	**Client Sample ID:**	15041-MW-52B
Lab Order	1502D24	**Tag Number:**	
Project Name:	Rheem	**Collection Date:**	2/10/2015 5:35:00 PM
Lab ID:	1502D24-014A	**Matrix:**	Groundwater

Analyses	Result	Reporting Limit	Qual	Units	BatchID	Dilution Factor	Date Analyzed	Analyst
TCL VOLATILE ORGANICS SW8260B				**(SW5030B)**				
o-Xylene	BRL	5.0		ug/L	203259	1	02/20/2015 10:28	NP
Styrene	BRL	5.0		ug/L	203259	1	02/20/2015 10:28	NP
Tetrachloroethene	BRL	5.0		ug/L	203259	1	02/20/2015 10:28	NP
Toluene	BRL	5.0		ug/L	203259	1	02/20/2015 10:28	NP
trans-1,2-Dichloroethene	BRL	5.0		ug/L	203259	1	02/20/2015 10:28	NP
trans-1,3-Dichloropropene	BRL	5.0		ug/L	203259	1	02/20/2015 10:28	NP
Trichloroethene	140	5.0		ug/L	203259	1	02/20/2015 10:28	NP
Trichlorofluoromethane	BRL	5.0		ug/L	203259	1	02/20/2015 10:28	NP
Vinyl chloride	BRL	2.0		ug/L	203259	1	02/20/2015 10:28	NP
Surr: 4-Bromofluorobenzene	94.9	70.6-123		%REC	203259	1	02/20/2015 10:28	NP
Surr: Dibromofluoromethane	112	78.7-124		%REC	203259	1	02/20/2015 10:28	NP
Surr: Toluene-d8	99.9	81.3-120		%REC	203259	1	02/20/2015 10:28	NP

Qualifiers:

*	Value exceeds maximum contaminant level	E	Estimated (value above quantitation range)
BRL	Below reporting limit	S	Spike Recovery outside limits due to matrix
H	Holding times for preparation or analysis exceeded	Narr	See case narrative
N	Analyte not NELAC certified	NC	Not confirmed
B	Analyte detected in the associated method blank	<	Less than Result value
>	Greater than Result value	J	Estimated value detected below Reporting Limit

Analytical Environmental Services, Inc **Date:** 23-Feb-15

Client:	Environmental Planning Specialists, Inc.	**Client Sample ID:**	15042-MW-52C
Lab Order	1502D24	**Tag Number:**	
Project Name:	Rheem	**Collection Date:**	2/11/2015 10:04:00 AM
Lab ID:	1502D24-015A	**Matrix:**	Groundwater

Analyses	Result	Reporting Limit	Qual	Units	BatchID	Dilution Factor	Date Analyzed	Analyst
TCL VOLATILE ORGANICS SW8260B					**(SW5030B)**			
1,1,1-Trichloroethane	BRL	5.0		ug/L	203259	1	02/20/2015 11:41	NP
1,1,2,2-Tetrachloroethane	BRL	5.0		ug/L	203259	1	02/20/2015 11:41	NP
1,1,2-Trichloroethane	BRL	5.0		ug/L	203259	1	02/20/2015 11:41	NP
1,1-Dichloroethane	BRL	5.0		ug/L	203259	1	02/20/2015 11:41	NP
1,1-Dichloroethene	180	5.0		ug/L	203259	1	02/20/2015 11:41	NP
1,2,4-Trichlorobenzene	BRL	5.0		ug/L	203259	1	02/20/2015 11:41	NP
1,2-Dibromo-3-chloropropane	BRL	5.0		ug/L	203259	1	02/20/2015 11:41	NP
1,2-Dibromoethane	BRL	5.0		ug/L	203259	1	02/20/2015 11:41	NP
1,2-Dichlorobenzene	BRL	5.0		ug/L	203259	1	02/20/2015 11:41	NP
1,2-Dichloroethane	BRL	5.0		ug/L	203259	1	02/20/2015 11:41	NP
1,2-Dichloropropane	BRL	5.0		ug/L	203259	1	02/20/2015 11:41	NP
1,3-Dichlorobenzene	BRL	5.0		ug/L	203259	1	02/20/2015 11:41	NP
1,4-Dichlorobenzene	BRL	5.0		ug/L	203259	1	02/20/2015 11:41	NP
2-Butanone	BRL	50		ug/L	203259	1	02/20/2015 11:41	NP
2-Hexanone	BRL	10		ug/L	203259	1	02/20/2015 11:41	NP
4-Methyl-2-pentanone	BRL	10		ug/L	203259	1	02/20/2015 11:41	NP
Acetone	BRL	50		ug/L	203259	1	02/20/2015 11:41	NP
Benzene	BRL	5.0		ug/L	203259	1	02/20/2015 11:41	NP
Bromodichloromethane	BRL	5.0		ug/L	203259	1	02/20/2015 11:41	NP
Bromoform	BRL	5.0		ug/L	203259	1	02/20/2015 11:41	NP
Bromomethane	BRL	5.0		ug/L	203259	1	02/20/2015 11:41	NP
Carbon disulfide	BRL	5.0		ug/L	203259	1	02/20/2015 11:41	NP
Carbon tetrachloride	BRL	5.0		ug/L	203259	1	02/20/2015 11:41	NP
Chlorobenzene	BRL	5.0		ug/L	203259	1	02/20/2015 11:41	NP
Chloroethane	BRL	10		ug/L	203259	1	02/20/2015 11:41	NP
Chloroform	11	5.0		ug/L	203259	1	02/20/2015 11:41	NP
Chloromethane	BRL	10		ug/L	203259	1	02/20/2015 11:41	NP
cis-1,2-Dichloroethene	BRL	5.0		ug/L	203259	1	02/20/2015 11:41	NP
cis-1,3-Dichloropropene	BRL	5.0		ug/L	203259	1	02/20/2015 11:41	NP
Cyclohexane	BRL	5.0		ug/L	203259	1	02/20/2015 11:41	NP
Dibromochloromethane	BRL	5.0		ug/L	203259	1	02/20/2015 11:41	NP
Dichlorodifluoromethane	BRL	10		ug/L	203259	1	02/20/2015 11:41	NP
Ethylbenzene	BRL	5.0		ug/L	203259	1	02/20/2015 11:41	NP
Freon-113	BRL	10		ug/L	203259	1	02/20/2015 11:41	NP
Isopropylbenzene	BRL	5.0		ug/L	203259	1	02/20/2015 11:41	NP
m,p-Xylene	BRL	5.0		ug/L	203259	1	02/20/2015 11:41	NP
Methyl acetate	BRL	5.0		ug/L	203259	1	02/20/2015 11:41	NP
Methyl tert-butyl ether	BRL	5.0		ug/L	203259	1	02/20/2015 11:41	NP
Methylcyclohexane	BRL	5.0		ug/L	203259	1	02/20/2015 11:41	NP
Methylene chloride	BRL	5.0		ug/L	203259	1	02/20/2015 11:41	NP

Qualifiers:

*	Value exceeds maximum contaminant level	E	Estimated (value above quantitation range)
BRL	Below reporting limit	S	Spike Recovery outside limits due to matrix
H	Holding times for preparation or analysis exceeded	Narr	See case narrative
N	Analyte not NELAC certified	NC	Not confirmed
B	Analyte detected in the associated method blank	<	Less than Result value
>	Greater than Result value	J	Estimated value detected below Reporting Limit

Analytical Environmental Services, Inc

Date: 23-Feb-15

Client:	Environmental Planning Specialists, Inc.	**Client Sample ID:**	15042-MW-52C
Lab Order	1502D24	**Tag Number:**	
Project Name:	Rheem	**Collection Date:**	2/11/2015 10:04:00 AM
Lab ID:	1502D24-015A	**Matrix:**	Groundwater

Analyses	Result	Reporting Limit	Qual	Units	BatchID	Dilution Factor	Date Analyzed	Analyst
TCL VOLATILE ORGANICS SW8260B				**(SW5030B)**				
o-Xylene	BRL	5.0		ug/L	203259	1	02/20/2015 11:41	NP
Styrene	BRL	5.0		ug/L	203259	1	02/20/2015 11:41	NP
Tetrachloroethene	53	5.0		ug/L	203259	1	02/20/2015 11:41	NP
Toluene	BRL	5.0		ug/L	203259	1	02/20/2015 11:41	NP
trans-1,2-Dichloroethene	BRL	5.0		ug/L	203259	1	02/20/2015 11:41	NP
trans-1,3-Dichloropropene	BRL	5.0		ug/L	203259	1	02/20/2015 11:41	NP
Trichloroethene	30	5.0		ug/L	203259	1	02/20/2015 11:41	NP
Trichlorofluoromethane	BRL	5.0		ug/L	203259	1	02/20/2015 11:41	NP
Vinyl chloride	BRL	2.0		ug/L	203259	1	02/20/2015 11:41	NP
Surr: 4-Bromofluorobenzene	95.3	70.6-123		%REC	203259	1	02/20/2015 11:41	NP
Surr: Dibromofluoromethane	117	78.7-124		%REC	203259	1	02/20/2015 11:41	NP
Surr: Toluene-d8	103	81.3-120		%REC	203259	1	02/20/2015 11:41	NP

Qualifiers:

*	Value exceeds maximum contaminant level	E	Estimated (value above quantitation range)
BRL	Below reporting limit	S	Spike Recovery outside limits due to matrix
H	Holding times for preparation or analysis exceeded	Narr	See case narrative
N	Analyte not NELAC certified	NC	Not confirmed
B	Analyte detected in the associated method blank	<	Less than Result value
>	Greater than Result value	J	Estimated value detected below Reporting Limit

Analytical Environmental Services, Inc **Date:** 23-Feb-15

Client:	Environmental Planning Specialists, Inc.	**Client Sample ID:**	15041-MW-53A
Lab Order	1502D24	**Tag Number:**	
Project Name:	Rheem	**Collection Date:**	2/10/2015 6:04:00 PM
Lab ID:	1502D24-016A	**Matrix:**	Groundwater

Analyses	Result	Reporting Limit	Qual	Units	BatchID	Dilution Factor	Date Analyzed	Analyst
TCL VOLATILE ORGANICS SW8260B					**(SW5030B)**			
1,1,1-Trichloroethane	BRL	5.0		ug/L	203259	1	02/20/2015 12:06	NP
1,1,2,2-Tetrachloroethane	BRL	5.0		ug/L	203259	1	02/20/2015 12:06	NP
1,1,2-Trichloroethane	BRL	5.0		ug/L	203259	1	02/20/2015 12:06	NP
1,1-Dichloroethane	BRL	5.0		ug/L	203259	1	02/20/2015 12:06	NP
1,1-Dichloroethene	BRL	5.0		ug/L	203259	1	02/20/2015 12:06	NP
1,2,4-Trichlorobenzene	BRL	5.0		ug/L	203259	1	02/20/2015 12:06	NP
1,2-Dibromo-3-chloropropane	BRL	5.0		ug/L	203259	1	02/20/2015 12:06	NP
1,2-Dibromoethane	BRL	5.0		ug/L	203259	1	02/20/2015 12:06	NP
1,2-Dichlorobenzene	BRL	5.0		ug/L	203259	1	02/20/2015 12:06	NP
1,2-Dichloroethane	BRL	5.0		ug/L	203259	1	02/20/2015 12:06	NP
1,2-Dichloropropane	BRL	5.0		ug/L	203259	1	02/20/2015 12:06	NP
1,3-Dichlorobenzene	BRL	5.0		ug/L	203259	1	02/20/2015 12:06	NP
1,4-Dichlorobenzene	BRL	5.0		ug/L	203259	1	02/20/2015 12:06	NP
2-Butanone	BRL	50		ug/L	203259	1	02/20/2015 12:06	NP
2-Hexanone	BRL	10		ug/L	203259	1	02/20/2015 12:06	NP
4-Methyl-2-pentanone	BRL	10		ug/L	203259	1	02/20/2015 12:06	NP
Acetone	BRL	50		ug/L	203259	1	02/20/2015 12:06	NP
Benzene	BRL	5.0		ug/L	203259	1	02/20/2015 12:06	NP
Bromodichloromethane	BRL	5.0		ug/L	203259	1	02/20/2015 12:06	NP
Bromoform	BRL	5.0		ug/L	203259	1	02/20/2015 12:06	NP
Bromomethane	BRL	5.0		ug/L	203259	1	02/20/2015 12:06	NP
Carbon disulfide	BRL	5.0		ug/L	203259	1	02/20/2015 12:06	NP
Carbon tetrachloride	BRL	5.0		ug/L	203259	1	02/20/2015 12:06	NP
Chlorobenzene	BRL	5.0		ug/L	203259	1	02/20/2015 12:06	NP
Chloroethane	BRL	10		ug/L	203259	1	02/20/2015 12:06	NP
Chloroform	5.6	5.0		ug/L	203259	1	02/20/2015 12:06	NP
Chloromethane	BRL	10		ug/L	203259	1	02/20/2015 12:06	NP
cis-1,2-Dichloroethene	17	5.0		ug/L	203259	1	02/20/2015 12:06	NP
cis-1,3-Dichloropropene	BRL	5.0		ug/L	203259	1	02/20/2015 12:06	NP
Cyclohexane	BRL	5.0		ug/L	203259	1	02/20/2015 12:06	NP
Dibromochloromethane	BRL	5.0		ug/L	203259	1	02/20/2015 12:06	NP
Dichlorodifluoromethane	BRL	10		ug/L	203259	1	02/20/2015 12:06	NP
Ethylbenzene	BRL	5.0		ug/L	203259	1	02/20/2015 12:06	NP
Freon-113	BRL	10		ug/L	203259	1	02/20/2015 12:06	NP
Isopropylbenzene	BRL	5.0		ug/L	203259	1	02/20/2015 12:06	NP
m,p-Xylene	BRL	5.0		ug/L	203259	1	02/20/2015 12:06	NP
Methyl acetate	BRL	5.0		ug/L	203259	1	02/20/2015 12:06	NP
Methyl tert-butyl ether	BRL	5.0		ug/L	203259	1	02/20/2015 12:06	NP
Methylcyclohexane	BRL	5.0		ug/L	203259	1	02/20/2015 12:06	NP
Methylene chloride	BRL	5.0		ug/L	203259	1	02/20/2015 12:06	NP

Qualifiers:

- * Value exceeds maximum contaminant level
- BRL Below reporting limit
- H Holding times for preparation or analysis exceeded
- N Analyte not NELAC certified
- B Analyte detected in the associated method blank
- > Greater than Result value
- E Estimated (value above quantitation range)
- S Spike Recovery outside limits due to matrix
- Narr See case narrative
- NC Not confirmed
- < Less than Result value
- J Estimated value detected below Reporting Limit

Analytical Environmental Services, Inc **Date:** 23-Feb-15

Client:	Environmental Planning Specialists, Inc.	**Client Sample ID:**	15041-MW-53A
Lab Order	1502D24	**Tag Number:**	
Project Name:	Rheem	**Collection Date:**	2/10/2015 6:04:00 PM
Lab ID:	1502D24-016A	**Matrix:**	Groundwater

Analyses	Result	Reporting Limit	Qual	Units	BatchID	Dilution Factor	Date Analyzed	Analyst
TCL VOLATILE ORGANICS SW8260B				**(SW5030B)**				
o-Xylene	BRL	5.0		ug/L	203259	1	02/20/2015 12:06	NP
Styrene	BRL	5.0		ug/L	203259	1	02/20/2015 12:06	NP
Tetrachloroethene	BRL	5.0		ug/L	203259	1	02/20/2015 12:06	NP
Toluene	BRL	5.0		ug/L	203259	1	02/20/2015 12:06	NP
trans-1,2-Dichloroethene	BRL	5.0		ug/L	203259	1	02/20/2015 12:06	NP
trans-1,3-Dichloropropene	BRL	5.0		ug/L	203259	1	02/20/2015 12:06	NP
Trichloroethene	160	5.0		ug/L	203259	1	02/20/2015 12:06	NP
Trichlorofluoromethane	BRL	5.0		ug/L	203259	1	02/20/2015 12:06	NP
Vinyl chloride	BRL	2.0		ug/L	203259	1	02/20/2015 12:06	NP
Surr: 4-Bromofluorobenzene	93	70.6-123		%REC	203259	1	02/20/2015 12:06	NP
Surr: Dibromofluoromethane	113	78.7-124		%REC	203259	1	02/20/2015 12:06	NP
Surr: Toluene-d8	102	81.3-120		%REC	203259	1	02/20/2015 12:06	NP

Qualifiers:

*	Value exceeds maximum contaminant level	E	Estimated (value above quantitation range)
BRL	Below reporting limit	S	Spike Recovery outside limits due to matrix
H	Holding times for preparation or analysis exceeded	Narr	See case narrative
N	Analyte not NELAC certified	NC	Not confirmed
B	Analyte detected in the associated method blank	<	Less than Result value
>	Greater than Result value	J	Estimated value detected below Reporting Limit

Analytical Environmental Services, Inc

Date: 23-Feb-15

Client:	Environmental Planning Specialists, Inc.	**Client Sample ID:**	15042-MW-53B
Lab Order	1502D24	**Tag Number:**	
Project Name:	Rheem	**Collection Date:**	2/11/2015 11:19:00 AM
Lab ID:	1502D24-017A	**Matrix:**	Groundwater

Analyses	Result	Reporting Limit	Qual	Units	BatchID	Dilution Factor	Date Analyzed	Analyst
TCL VOLATILE ORGANICS SW8260B				**(SW5030B)**				
1,1,1-Trichloroethane	BRL	5.0		ug/L	203259	1	02/20/2015 10:52	NP
1,1,2,2-Tetrachloroethane	BRL	5.0		ug/L	203259	1	02/20/2015 10:52	NP
1,1,2-Trichloroethane	BRL	5.0		ug/L	203259	1	02/20/2015 10:52	NP
1,1-Dichloroethane	BRL	5.0		ug/L	203259	1	02/20/2015 10:52	NP
1,1-Dichloroethene	BRL	5.0		ug/L	203259	1	02/20/2015 10:52	NP
1,2,4-Trichlorobenzene	BRL	5.0		ug/L	203259	1	02/20/2015 10:52	NP
1,2-Dibromo-3-chloropropane	BRL	5.0		ug/L	203259	1	02/20/2015 10:52	NP
1,2-Dibromoethane	BRL	5.0		ug/L	203259	1	02/20/2015 10:52	NP
1,2-Dichlorobenzene	BRL	5.0		ug/L	203259	1	02/20/2015 10:52	NP
1,2-Dichloroethane	BRL	5.0		ug/L	203259	1	02/20/2015 10:52	NP
1,2-Dichloropropane	BRL	5.0		ug/L	203259	1	02/20/2015 10:52	NP
1,3-Dichlorobenzene	BRL	5.0		ug/L	203259	1	02/20/2015 10:52	NP
1,4-Dichlorobenzene	BRL	5.0		ug/L	203259	1	02/20/2015 10:52	NP
2-Butanone	BRL	50		ug/L	203259	1	02/20/2015 10:52	NP
2-Hexanone	BRL	10		ug/L	203259	1	02/20/2015 10:52	NP
4-Methyl-2-pentanone	BRL	10		ug/L	203259	1	02/20/2015 10:52	NP
Acetone	BRL	50		ug/L	203259	1	02/20/2015 10:52	NP
Benzene	BRL	5.0		ug/L	203259	1	02/20/2015 10:52	NP
Bromodichloromethane	BRL	5.0		ug/L	203259	1	02/20/2015 10:52	NP
Bromoform	BRL	5.0		ug/L	203259	1	02/20/2015 10:52	NP
Bromomethane	BRL	5.0		ug/L	203259	1	02/20/2015 10:52	NP
Carbon disulfide	BRL	5.0		ug/L	203259	1	02/20/2015 10:52	NP
Carbon tetrachloride	BRL	5.0		ug/L	203259	1	02/20/2015 10:52	NP
Chlorobenzene	BRL	5.0		ug/L	203259	1	02/20/2015 10:52	NP
Chloroethane	BRL	10		ug/L	203259	1	02/20/2015 10:52	NP
Chloroform	5.7	5.0		ug/L	203259	1	02/20/2015 10:52	NP
Chloromethane	BRL	10		ug/L	203259	1	02/20/2015 10:52	NP
cis-1,2-Dichloroethene	30	5.0		ug/L	203259	1	02/20/2015 10:52	NP
cis-1,3-Dichloropropene	BRL	5.0		ug/L	203259	1	02/20/2015 10:52	NP
Cyclohexane	BRL	5.0		ug/L	203259	1	02/20/2015 10:52	NP
Dibromochloromethane	BRL	5.0		ug/L	203259	1	02/20/2015 10:52	NP
Dichlorodifluoromethane	BRL	10		ug/L	203259	1	02/20/2015 10:52	NP
Ethylbenzene	BRL	5.0		ug/L	203259	1	02/20/2015 10:52	NP
Freon-113	BRL	10		ug/L	203259	1	02/20/2015 10:52	NP
Isopropylbenzene	BRL	5.0		ug/L	203259	1	02/20/2015 10:52	NP
m,p-Xylene	BRL	5.0		ug/L	203259	1	02/20/2015 10:52	NP
Methyl acetate	BRL	5.0		ug/L	203259	1	02/20/2015 10:52	NP
Methyl tert-butyl ether	BRL	5.0		ug/L	203259	1	02/20/2015 10:52	NP
Methylcyclohexane	BRL	5.0		ug/L	203259	1	02/20/2015 10:52	NP
Methylene chloride	BRL	5.0		ug/L	203259	1	02/20/2015 10:52	NP

Qualifiers:

- * Value exceeds maximum contaminant level
- BRL Below reporting limit
- H Holding times for preparation or analysis exceeded
- N Analyte not NELAC certified
- B Analyte detected in the associated method blank
- > Greater than Result value
- E Estimated (value above quantitation range)
- S Spike Recovery outside limits due to matrix
- Narr See case narrative
- NC Not confirmed
- < Less than Result value
- J Estimated value detected below Reporting Limit

Analytical Environmental Services, Inc **Date:** 23-Feb-15

Client:	Environmental Planning Specialists, Inc.	**Client Sample ID:**	15042-MW-53B
Lab Order	1502D24	**Tag Number:**	
Project Name:	Rheem	**Collection Date:**	2/11/2015 11:19:00 AM
Lab ID:	1502D24-017A	**Matrix:**	Groundwater

Analyses	Result	Reporting Limit	Qual	Units	BatchID	Dilution Factor	Date Analyzed	Analyst
TCL VOLATILE ORGANICS SW8260B				**(SW5030B)**				
o-Xylene	BRL	5.0		ug/L	203259	1	02/20/2015 10:52	NP
Styrene	BRL	5.0		ug/L	203259	1	02/20/2015 10:52	NP
Tetrachloroethene	BRL	5.0		ug/L	203259	1	02/20/2015 10:52	NP
Toluene	BRL	5.0		ug/L	203259	1	02/20/2015 10:52	NP
trans-1,2-Dichloroethene	BRL	5.0		ug/L	203259	1	02/20/2015 10:52	NP
trans-1,3-Dichloropropene	BRL	5.0		ug/L	203259	1	02/20/2015 10:52	NP
Trichloroethene	270	50		ug/L	203259	10	02/20/2015 14:59	NP
Trichlorofluoromethane	BRL	5.0		ug/L	203259	1	02/20/2015 10:52	NP
Vinyl chloride	BRL	2.0		ug/L	203259	1	02/20/2015 10:52	NP
Surr: 4-Bromofluorobenzene	91.1	70.6-123		%REC	203259	10	02/20/2015 14:59	NP
Surr: 4-Bromofluorobenzene	94	70.6-123		%REC	203259	1	02/20/2015 10:52	NP
Surr: Dibromofluoromethane	113	78.7-124		%REC	203259	1	02/20/2015 10:52	NP
Surr: Dibromofluoromethane	119	78.7-124		%REC	203259	10	02/20/2015 14:59	NP
Surr: Toluene-d8	99.6	81.3-120		%REC	203259	1	02/20/2015 10:52	NP
Surr: Toluene-d8	105	81.3-120		%REC	203259	10	02/20/2015 14:59	NP

Qualifiers:

*	Value exceeds maximum contaminant level	E	Estimated (value above quantitation range)
BRL	Below reporting limit	S	Spike Recovery outside limits due to matrix
H	Holding times for preparation or analysis exceeded	Narr	See case narrative
N	Analyte not NELAC certified	NC	Not confirmed
B	Analyte detected in the associated method blank	<	Less than Result value
>	Greater than Result value	J	Estimated value detected below Reporting Limit

Analytical Environmental Services, Inc **Date:** 23-Feb-15

Client:	Environmental Planning Specialists, Inc.	**Client Sample ID:**	15042-MW-53C
Lab Order	1502D24	**Tag Number:**	
Project Name:	Rheem	**Collection Date:**	2/11/2015 2:45:00 PM
Lab ID:	1502D24-018A	**Matrix:**	Groundwater

Analyses	Result	Reporting Limit	Qual	Units	BatchID	Dilution Factor	Date Analyzed	Analyst
TCL VOLATILE ORGANICS SW8260B				**(SW5030B)**				
1,1,1-Trichloroethane	BRL	5.0		ug/L	203259	1	02/20/2015 11:17	NP
1,1,2,2-Tetrachloroethane	BRL	5.0		ug/L	203259	1	02/20/2015 11:17	NP
1,1,2-Trichloroethane	BRL	5.0		ug/L	203259	1	02/20/2015 11:17	NP
1,1-Dichloroethane	BRL	5.0		ug/L	203259	1	02/20/2015 11:17	NP
1,1-Dichloroethene	27	5.0		ug/L	203259	1	02/20/2015 11:17	NP
1,2,4-Trichlorobenzene	BRL	5.0		ug/L	203259	1	02/20/2015 11:17	NP
1,2-Dibromo-3-chloropropane	BRL	5.0		ug/L	203259	1	02/20/2015 11:17	NP
1,2-Dibromoethane	BRL	5.0		ug/L	203259	1	02/20/2015 11:17	NP
1,2-Dichlorobenzene	BRL	5.0		ug/L	203259	1	02/20/2015 11:17	NP
1,2-Dichloroethane	BRL	5.0		ug/L	203259	1	02/20/2015 11:17	NP
1,2-Dichloropropane	BRL	5.0		ug/L	203259	1	02/20/2015 11:17	NP
1,3-Dichlorobenzene	BRL	5.0		ug/L	203259	1	02/20/2015 11:17	NP
1,4-Dichlorobenzene	BRL	5.0		ug/L	203259	1	02/20/2015 11:17	NP
2-Butanone	BRL	50		ug/L	203259	1	02/20/2015 11:17	NP
2-Hexanone	BRL	10		ug/L	203259	1	02/20/2015 11:17	NP
4-Methyl-2-pentanone	BRL	10		ug/L	203259	1	02/20/2015 11:17	NP
Acetone	BRL	50		ug/L	203259	1	02/20/2015 11:17	NP
Benzene	BRL	5.0		ug/L	203259	1	02/20/2015 11:17	NP
Bromodichloromethane	BRL	5.0		ug/L	203259	1	02/20/2015 11:17	NP
Bromoform	BRL	5.0		ug/L	203259	1	02/20/2015 11:17	NP
Bromomethane	BRL	5.0		ug/L	203259	1	02/20/2015 11:17	NP
Carbon disulfide	BRL	5.0		ug/L	203259	1	02/20/2015 11:17	NP
Carbon tetrachloride	BRL	5.0		ug/L	203259	1	02/20/2015 11:17	NP
Chlorobenzene	BRL	5.0		ug/L	203259	1	02/20/2015 11:17	NP
Chloroethane	BRL	10		ug/L	203259	1	02/20/2015 11:17	NP
Chloroform	9.7	5.0		ug/L	203259	1	02/20/2015 11:17	NP
Chloromethane	BRL	10		ug/L	203259	1	02/20/2015 11:17	NP
cis-1,2-Dichloroethene	62	5.0		ug/L	203259	1	02/20/2015 11:17	NP
cis-1,3-Dichloropropene	BRL	5.0		ug/L	203259	1	02/20/2015 11:17	NP
Cyclohexane	BRL	5.0		ug/L	203259	1	02/20/2015 11:17	NP
Dibromochloromethane	BRL	5.0		ug/L	203259	1	02/20/2015 11:17	NP
Dichlorodifluoromethane	BRL	10		ug/L	203259	1	02/20/2015 11:17	NP
Ethylbenzene	BRL	5.0		ug/L	203259	1	02/20/2015 11:17	NP
Freon-113	BRL	10		ug/L	203259	1	02/20/2015 11:17	NP
Isopropylbenzene	BRL	5.0		ug/L	203259	1	02/20/2015 11:17	NP
m,p-Xylene	BRL	5.0		ug/L	203259	1	02/20/2015 11:17	NP
Methyl acetate	BRL	5.0		ug/L	203259	1	02/20/2015 11:17	NP
Methyl tert-butyl ether	BRL	5.0		ug/L	203259	1	02/20/2015 11:17	NP
Methylcyclohexane	BRL	5.0		ug/L	203259	1	02/20/2015 11:17	NP
Methylene chloride	BRL	5.0		ug/L	203259	1	02/20/2015 11:17	NP

Qualifiers:

*	Value exceeds maximum contaminant level	E	Estimated (value above quantitation range)
BRL	Below reporting limit	S	Spike Recovery outside limits due to matrix
H	Holding times for preparation or analysis exceeded	Narr	See case narrative
N	Analyte not NELAC certified	NC	Not confirmed
B	Analyte detected in the associated method blank	<	Less than Result value
>	Greater than Result value	J	Estimated value detected below Reporting Limit

Analytical Environmental Services, Inc

Date: 23-Feb-15

Client:	Environmental Planning Specialists, Inc.	**Client Sample ID:**	15042-MW-53C
Lab Order	1502D24	**Tag Number:**	
Project Name:	Rheem	**Collection Date:**	2/11/2015 2:45:00 PM
Lab ID:	1502D24-018A	**Matrix:**	Groundwater

Analyses	Result	Reporting Limit	Qual	Units	BatchID	Dilution Factor	Date Analyzed	Analyst
TCL VOLATILE ORGANICS SW8260B				**(SW5030B)**				
o-Xylene	BRL	5.0		ug/L	203259	1	02/20/2015 11:17	NP
Styrene	BRL	5.0		ug/L	203259	1	02/20/2015 11:17	NP
Tetrachloroethene	20	5.0		ug/L	203259	1	02/20/2015 11:17	NP
Toluene	BRL	5.0		ug/L	203259	1	02/20/2015 11:17	NP
trans-1,2-Dichloroethene	BRL	5.0		ug/L	203259	1	02/20/2015 11:17	NP
trans-1,3-Dichloropropene	BRL	5.0		ug/L	203259	1	02/20/2015 11:17	NP
Trichloroethene	620	50		ug/L	203259	10	02/20/2015 15:24	NP
Trichlorofluoromethane	BRL	5.0		ug/L	203259	1	02/20/2015 11:17	NP
Vinyl chloride	BRL	2.0		ug/L	203259	1	02/20/2015 11:17	NP
Surr: 4-Bromofluorobenzene	92.2	70.6-123		%REC	203259	1	02/20/2015 11:17	NP
Surr: 4-Bromofluorobenzene	93.7	70.6-123		%REC	203259	10	02/20/2015 15:24	NP
Surr: Dibromofluoromethane	113	78.7-124		%REC	203259	1	02/20/2015 11:17	NP
Surr: Dibromofluoromethane	119	78.7-124		%REC	203259	10	02/20/2015 15:24	NP
Surr: Toluene-d8	101	81.3-120		%REC	203259	1	02/20/2015 11:17	NP
Surr: Toluene-d8	104	81.3-120		%REC	203259	10	02/20/2015 15:24	NP

Qualifiers:

*	Value exceeds maximum contaminant level	E	Estimated (value above quantitation range)
BRL	Below reporting limit	S	Spike Recovery outside limits due to matrix
H	Holding times for preparation or analysis exceeded	Narr	See case narrative
N	Analyte not NELAC certified	NC	Not confirmed
B	Analyte detected in the associated method blank	<	Less than Result value
>	Greater than Result value	J	Estimated value detected below Reporting Limit

Analytical Environmental Services, Inc.

Sample/Cooler Receipt Checklist

Client EPS, INC Work Order Number 1502824

Checklist completed by Tameya Dello 2/14/2015
Signature Date

Carrier name: FedEx __ UPS __ Courier __ Client ✓ US Mail __ Other _____

Shipping container/cooler in good condition?	Yes ✓	No __	Not Present __
Custody seals intact on shipping container/cooler?	Yes __	No __	Not Present ✓
Custody seals intact on sample bottles?	Yes __	No __	Not Present ✓
Container/Temp Blank temperature in compliance? (0°≤6°C)*	Yes ✓	No __	

Cooler #1 3.2 Cooler #2 _____ Cooler #3 _____ Cooler #4 _____ Cooler#5 _____ Cooler #6 _____

Chain of custody present?	Yes ✓	No __
Chain of custody signed when relinquished and received?	Yes ✓	No __
Chain of custody agrees with sample labels?	Yes ✓ ~~X~~ TP 2/14	No ✓
Samples in proper container/bottle?	Yes __	No __
Sample containers intact?	Yes ✓	No __
Sufficient sample volume for indicated test?	Yes ✓	No __
All samples received within holding time?	Yes ✓	No __
Was TAT marked on the COC?	Yes ✓	No __
Proceed with Standard TAT as per project history?	Yes __	No __ Not Applicable ✓
Water - VOA vials have zero headspace? No VOA vials submitted __	Yes ✓	No __
Water - pH acceptable upon receipt?	Yes __	No __ Not Applicable __

Adjusted? _____ Checked by Tameya

Sample Condition: Good ✓ Other(Explain) _____

(For diffusive samples or AIHA lead) Is a known blank included? Yes __ No ✓

See Case Narrative for resolution of the Non-Conformance.

* Samples do not have to comply with the given range for certain parameters.

\\Aes_server\I\Sample Receipt\My Documents\COCs and pH Adjustment Sheet\Sample_Cooler_Recipt_Checklist_Rev1.rtf

Analytical Environmental Services, Inc

Date: 24-Feb-15

Client: Environmental Planning Specialists, Inc.
Project Name: Rheem
Workorder: 1502D24

ANALYTICAL QC SUMMARY REPORT

BatchID: **203259**

Sample ID: **MB-203259** Client ID: Units: **ug/L** Prep Date: **02/18/2015** Run No: **286109**
SampleType: **MBLK** TestCode: **TCL VOLATILE ORGANICS SW8260B** BatchID: **203259** Analysis Date: **02/18/2015** Seq No: **6072509**

Analyte	Result	RPT Limit	SPK value	SPK Ref Val	%REC	Low Limit	High Limit	RPD Ref Val	%RPD	RPD Limit	Qual
1,1,1-Trichloroethane	BRL	5.0									
1,1,2,2-Tetrachloroethane	BRL	5.0									
1,1,2-Trichloroethane	BRL	5.0									
1,1-Dichloroethane	BRL	5.0									
1,1-Dichloroethene	BRL	5.0									
1,2,4-Trichlorobenzene	BRL	5.0									
1,2-Dibromo-3-chloropropane	BRL	5.0									
1,2-Dibromoethane	BRL	5.0									
1,2-Dichlorobenzene	BRL	5.0									
1,2-Dichloroethane	BRL	5.0									
1,2-Dichloropropane	BRL	5.0									
1,3-Dichlorobenzene	BRL	5.0									
1,4-Dichlorobenzene	BRL	5.0									
2-Butanone	BRL	50									
2-Hexanone	BRL	10									
4-Methyl-2-pentanone	BRL	10									
Acetone	BRL	50									
Benzene	BRL	5.0									
Bromodichloromethane	BRL	5.0									
Bromoform	BRL	5.0									
Bromomethane	BRL	5.0									
Carbon disulfide	BRL	5.0									
Carbon tetrachloride	BRL	5.0									
Chlorobenzene	BRL	5.0									
Chloroethane	BRL	10									
Chloroform	BRL	5.0									
Chloromethane	BRL	10									

Qualifiers:

>	Greater than Result value	<	Less than Result value	B	Analyte detected in the associated method blank
BRL	Below reporting limit	E	Estimated (value above quantitation range)	H	Holding times for preparation or analysis exceeded
J	Estimated value detected below Reporting Limit	N	Analyte not NELAC certified	R	RPD outside limits due to matrix
Rpt Lim	Reporting Limit	S	Spike Recovery outside limits due to matrix		

Client: Environmental Planning Specialists, Inc.
Project Name: Rheem
Workorder: 1502D24

ANALYTICAL QC SUMMARY REPORT

BatchID: 203259

Sample ID: **MB-203259** Client ID: Units: **ug/L** Prep Date: **02/18/2015** Run No: **286109**
SampleType: **MBLK** TestCode: **TCL VOLATILE ORGANICS SW8260B** BatchID: **203259** Analysis Date: **02/18/2015** Seq No: **6072509**

Analyte	Result	RPT Limit	SPK value	SPK Ref Val	%REC	Low Limit	High Limit	RPD Ref Val	%RPD	RPD Limit	Qual
cis-1,2-Dichloroethene	BRL	5.0									
cis-1,3-Dichloropropene	BRL	5.0									
Cyclohexane	BRL	5.0									
Dibromochloromethane	BRL	5.0									
Dichlorodifluoromethane	BRL	10									
Ethylbenzene	BRL	5.0									
Freon-113	BRL	10									
Isopropylbenzene	BRL	5.0									
m,p-Xylene	BRL	5.0									
Methyl acetate	BRL	5.0									
Methyl tert-butyl ether	BRL	5.0									
Methylcyclohexane	BRL	5.0									
Methylene chloride	BRL	5.0									
o-Xylene	BRL	5.0									
Styrene	BRL	5.0									
Tetrachloroethene	BRL	5.0									
Toluene	BRL	5.0									
trans-1,2-Dichloroethene	BRL	5.0									
trans-1,3-Dichloropropene	BRL	5.0									
Trichloroethene	BRL	5.0									
Trichlorofluoromethane	BRL	5.0									
Vinyl chloride	BRL	2.0									
Surr: 4-Bromofluorobenzene	45.87	0	50.00		91.7	70.6	123				
Surr: Dibromofluoromethane	49.55	0	50.00		99.1	78.7	124				
Surr: Toluene-d8	48.33	0	50.00		96.7	81.3	120				

Qualifiers:

>	Greater than Result value	<	Less than Result value	B	Analyte detected in the associated method blank
BRL	Below reporting limit	E	Estimated (value above quantitation range)	H	Holding times for preparation or analysis exceeded
J	Estimated value detected below Reporting Limit	N	Analyte not NELAC certified	R	RPD outside limits due to matrix
Rpt Lim	Reporting Limit	S	Spike Recovery outside limits due to matrix		

Client: Environmental Planning Specialists, Inc.
Project Name: Rheem
Workorder: 1502D24

ANALYTICAL QC SUMMARY REPORT

BatchID: 203259

Sample ID: **LCS-203259** Client ID: Units: **ug/L** Prep Date: **02/18/2015** Run No: **286109**
SampleType: **LCS** TestCode: **TCL VOLATILE ORGANICS SW8260B** BatchID: **203259** Analysis Date: **02/18/2015** Seq No: **6072508**

Analyte	Result	RPT Limit	SPK value	SPK Ref Val	%REC	Low Limit	High Limit	RPD Ref Val	%RPD	RPD Limit	Qual
1,1-Dichloroethene	45.79	5.0	50.00		91.6	64.2	137				
Benzene	48.24	5.0	50.00		96.5	72.8	128				
Chlorobenzene	49.21	5.0	50.00		98.4	72.3	126				
Toluene	48.35	5.0	50.00		96.7	74.9	127				
Trichloroethene	48.08	5.0	50.00		96.2	70.5	134				
Surr: 4-Bromofluorobenzene	47.44	0	50.00		94.9	70.6	123				
Surr: Dibromofluoromethane	50.29	0	50.00		101	78.7	124				
Surr: Toluene-d8	48.23	0	50.00		96.5	81.3	120				

Sample ID: **1502D23-001AMS** Client ID: Units: **ug/L** Prep Date: **02/18/2015** Run No: **286109**
SampleType: **MS** TestCode: **TCL VOLATILE ORGANICS SW8260B** BatchID: **203259** Analysis Date: **02/18/2015** Seq No: **6072539**

Analyte	Result	RPT Limit	SPK value	SPK Ref Val	%REC	Low Limit	High Limit	RPD Ref Val	%RPD	RPD Limit	Qual
1,1-Dichloroethene	1894	250	2500		75.8	60.5	156				
Benzene	2196	250	2500		87.8	70	135				
Chlorobenzene	2278	250	2500		91.1	70.5	132				
Toluene	2233	250	2500		89.3	70.5	137				
Trichloroethene	7610	250	2500	6473	45.5	71.8	139				S
Surr: 4-Bromofluorobenzene	2366	0	2500		94.7	70.6	123				
Surr: Dibromofluoromethane	2302	0	2500		92.1	78.7	124				
Surr: Toluene-d8	2406	0	2500		96.2	81.3	120				

Sample ID: **1502D23-001AMSD** Client ID: Units: **ug/L** Prep Date: **02/18/2015** Run No: **286109**
SampleType: **MSD** TestCode: **TCL VOLATILE ORGANICS SW8260B** BatchID: **203259** Analysis Date: **02/18/2015** Seq No: **6072543**

Analyte	Result	RPT Limit	SPK value	SPK Ref Val	%REC	Low Limit	High Limit	RPD Ref Val	%RPD	RPD Limit	Qual
1,1-Dichloroethene	1909	250	2500		76.4	60.5	156	1894	0.762	20	
Benzene	2182	250	2500		87.3	70	135	2196	0.617	20	

Qualifiers:

>	Greater than Result value	<	Less than Result value	B	Analyte detected in the associated method blank
BRL	Below reporting limit	E	Estimated (value above quantitation range)	H	Holding times for preparation or analysis exceeded
J	Estimated value detected below Reporting Limit	N	Analyte not NELAC certified	R	RPD outside limits due to matrix
Rpt Lim	Reporting Limit	S	Spike Recovery outside limits due to matrix		

Client: Environmental Planning Specialists, Inc.
Project Name: Rheem
Workorder: 1502D24

ANALYTICAL QC SUMMARY REPORT

BatchID: **203259**

Sample ID: **1502D23-001AMSD** Client ID: Units: **ug/L** Prep Date: **02/18/2015** Run No: **286109**
SampleType: **MSD** TestCode: **TCL VOLATILE ORGANICS SW8260B** BatchID: **203259** Analysis Date: **02/18/2015** Seq No: **6072543**

Analyte	Result	RPT Limit	SPK value	SPK Ref Val	%REC	Low Limit	High Limit	RPD Ref Val	%RPD	RPD Limit	Qual
Chlorobenzene	2191	250	2500		87.6	70.5	132	2278	3.89	20	
Toluene	2180	250	2500		87.2	70.5	137	2233	2.42	20	
Trichloroethene	7410	250	2500	6473	37.5	71.8	139	7610	2.66	20	S
Surr: 4-Bromofluorobenzene	2344	0	2500		93.8	70.6	123	2366	0	0	
Surr: Dibromofluoromethane	2322	0	2500		92.9	78.7	124	2302	0	0	
Surr: Toluene-d8	2410	0	2500		96.4	81.3	120	2406	0	0	

Qualifiers:

>	Greater than Result value	<	Less than Result value	B	Analyte detected in the associated method blank
BRL	Below reporting limit	E	Estimated (value above quantitation range)	H	Holding times for preparation or analysis exceeded
J	Estimated value detected below Reporting Limit	N	Analyte not NELAC certified	R	RPD outside limits due to matrix
Rpt Lim	Reporting Limit	S	Spike Recovery outside limits due to matrix		

AES

ANALYTICAL ENVIRONMENTAL SERVICES, INC.

May 05, 2015

Justin Vickery
Environmental Planning Specialists, Inc.
1050 Crown Pointe Parkway
Atlanta GA 30338

TEL: (404) 315-9113
FAX: (404) 315-8509

RE: Rheem

Dear Justin Vickery: Order No: 1504P42

Analytical Environmental Services, Inc. received 27 samples on 4/29/2015 4:15:00 PM for the analyses presented in following report.

No problems were encountered during the analyses. Additionally, all results for the associated Quality Control samples were within EPA and/or AES established limits. Any discrepancies associated with the analyses contained herein will be noted and submitted in the form of a project Case Narrative.
AES' certifications are as follows:
-NELAC/Florida Certification number E87582 for analysis of Environmental Water, soil/hazardous waste, and Drinking Water Microbiology, effective 07/01/14-06/30/15.
-AIHA-LAP, LLC Laboratory ID: 100671 for Industrial Hygiene samples (Organics, Inorganics), Environmental Lead (Paint, Soil, Dust Wipes, Air), and Environmental Microbiology (Fungal) Direct Examination, effective until 09/01/15.

These results relate only to the items tested. This report may only be reproduced in full.

If you have any questions regarding these test results, please feel free to call.

Nicole Jessup
Project Manager

3080 Presidential Drive • Atlanta, Georgia 30340 • Tel: 770.457.8177 • Fax: 770.457.8188 • Toll Free: 800.972.4889
www.aesatlanta.com

ANALYTICAL ENVIRONMENTAL SERVICES, INC
3080 Presidential Drive, Atlanta GA 30340-3704
AES TEL.: (770) 457-8177 / TOLL-FREE (800) 972-4889 / FAX: (770) 457-8188

CHAIN OF CUSTODY

Work Order: 1504P42

Date: 4-29-2015 Page 1 of 2

COMPANY: EPS Inc.
ADDRESS: 1050 Crown Pointe Pkway Suite 550 Atlanta, GA 30338
PHONE: 404-315-9113
FAX:
SAMPLED BY: Alex Testoff, Ben Cowie
SIGNATURE: Alex Testoff

ANALYSIS REQUESTED: VOCs

Visit our website www.aesatlanta.com to check on the status of your results, place bottle orders, etc.

#	SAMPLE ID	SAMPLED DATE	SAMPLED TIME	Grab	Composite	Matrix (See codes)	PRESERVATION (See codes) HCL	REMARKS	No # of Containers
1	15119-MW-53A-P	4-29-2015	8:15	X		GW	X		2
2	15119-MW-53B-P		8:20	X		GW	X		2
3	15119-MW-53C-P		8:35	X		GW	X		2
4	15119-MW-49A-P		9:10	X		GW	X		2
5	15119-MW-49B-P		9:15	X		GW	X		2
6	15119-MW-49C-P		9:20	X		GW	X		2
7	15119-MW-48A-P		9:37	X		GW	X		2
8	15119-MW-48B-P		9:42	X		GW	X		2
9	15119-MW-48C-P		9:47	X		GW	X		2
10	15119-MW-50A-P		10:30	X		GW	X		2
11	15119-MW-50B-P		10:35	X		GW	X		2
12	15119-MW-50C-P		10:40	X		GW	X		2
13	15119-MW-51A-P		11:05	X		GW	X		2
14	15119-MW-51B-P	4-29-2015	11:10	X		GW	X		2

RELINQUISHED BY	DATE/TIME	RECEIVED BY	DATE/TIME
1: Alex Testoff	4-29-2015 16:15	1: Latoya Reeves	4/29/15 4:15
2:		2:	
3:		3:	

PROJECT INFORMATION
PROJECT NAME: Rheem
PROJECT #:
SITE ADDRESS: Milledgeville, GA
SEND REPORT TO: atestoff@envplanning.com & jvickery@envplanning.com
INVOICE TO: (IF DIFFERENT FROM ABOVE)
QUOTE #: PO#:

RECEIPT
Total # of Containers: 28

Turnaround Time Request
- ● Standard 5 Business Days
- ○ 2 Business Day Rush
- ○ Next Business Day Rush
- ○ Same Day Rush (auth req.)
- ○ Other

STATE PROGRAM (if any):
E-mail? Y / N; Fax? Y / N
DATA PACKAGE: I II III IV

SPECIAL INSTRUCTIONS/COMMENTS:

SHIPMENT METHOD
OUT / / VIA:
IN / / VIA:
CLIENT FedEx UPS MAIL COURIER GREYHOUND OTHER

SAMPLES RECEIVED AFTER 3PM OR ON SATURDAY ARE CONSIDERED RECEIVED THE NEXT BUSINESS DAY. IF TURNAROUND TIME IS NOT INDICATED, AES WILL PROCEED WITH STANDARD TAT OF SAMPLES. SAMPLES ARE DISPOSED 30 DAYS AFTER REPORT COMPLETION UNLESS OTHER ARRANGEMENTS ARE MADE.

MATRIX CODES: A = Air GW = Groundwater SE = Sediment SO = Soil SW = Surface Water W = Water (Blanks) DW = Drinking Water (Blanks) O = Other (specify) WW = Waste Water
PRESERVATIVE CODES: H+I = Hydrochloric acid + ice I = Ice only N = Nitric acid S+I = Sulfuric acid + ice S/M+I = Sodium Bisulfate/Methanol + ice O = Other (specify) NA = None

White Copy - Original; Yellow Copy - Client

ANALYTICAL ENVIRONMENTAL SERVICES, INC

3080 Presidential Drive, Atlanta GA 30340-3704

AES TEL.: (770) 457-8177 / TOLL-FREE (800) 972-4889 / FAX: (770) 457-8188

CHAIN OF CUSTODY

Work Order: 1504P42

Date: 4-29-2015 Page 2 of 2

COMPANY: EPS Inc.

ADDRESS: 1050 Crown Pointe Pkwy Suite 550 Atlanta, GA 30338

PHONE: 404-315-9113

FAX:

SAMPLED BY: Alex Testoff, Ben Crowe

SIGNATURE: Alex Testoff

ANALYSIS REQUESTED: VOCs

Visit our website www.aesatlanta.com to check on the status of your results, place bottle orders, etc.

PRESERVATION (See codes): HCL

#	SAMPLE ID	SAMPLED DATE	SAMPLED TIME	Grab	Composite	Matrix (See codes)	VOCs	REMARKS	No # of Containers
1	15119-MW-51C-P	4-29-2015	11:15	X		GW	X		2
2	15119-MW-37D-P		13:20	X		GW	X		2
3	15119-MW-37S-P		13:25	X		GW	X		2
4	15119-MW-38S-P		13:30	X		GW	X		2
5	15119-MW-38D-P		13:35	X		GW	X		2
6	15119-MW-39-P		13:40	X		GW	X		2
7	15119-MW-28-P		13:47	X		GW	X		2
8	15119-MW-27-P		13:50	X		GW	X		2
9	15119-Blank-P		13:54	X		W	X		2
10	15119-MW-52A-P		14:10	X		GW	X		2
11	15119-MW-52B-P		14:15	X		GW	X		2
12	15119-MW-52C-P	4-29-2015	14:20	X		GW	X		2
13	Trip Blank					W	X		2
14									

RELINQUISHED BY	DATE/TIME	RECEIVED BY	DATE/TIME
1: Alex Testoff	4-29-2015 16:15	1: Calaya Reeves	4/29/15 4:15
2:		2:	
3:		3:	

PROJECT INFORMATION

PROJECT NAME: Rheem

PROJECT #:

SITE ADDRESS: Milledgeville, GA

SEND REPORT TO: jvickery@envplanning.com & atestoff@envplanning.com

INVOICE TO: (IF DIFFERENT FROM ABOVE)

QUOTE #: PO#:

RECEIPT

Total # of Containers: 26

Turnaround Time Request
- (●) Standard 5 Business Days
- ( ) 2 Business Day Rush
- ( ) Next Business Day Rush
- ( ) Same Day Rush (auth req.)
- ( ) Other

STATE PROGRAM (if any):

E-mail? Y / N; Fax? Y / N

DATA PACKAGE: I II III IV

SPECIAL INSTRUCTIONS/COMMENTS:

SHIPMENT METHOD

OUT / / VIA:

IN / / VIA:

CLIENT FedEx UPS MAIL COURIER GREYHOUND OTHER

SAMPLES RECEIVED AFTER 3PM OR ON SATURDAY ARE CONSIDERED RECEIVED THE NEXT BUSINESS DAY. IF TURNAROUND TIME IS NOT INDICATED, AES WILL PROCEED WITH STANDARD TAT OF SAMPLES. SAMPLES ARE DISPOSED 30 DAYS AFTER REPORT COMPLETION UNLESS OTHER ARRANGEMENTS ARE MADE.

MATRIX CODES: A = Air GW = Groundwater SE = Sediment SO = Soil SW = Surface Water W = Water (Blanks) DW = Drinking Water (Blanks) O = Other (specify) WW = Waste Water

PRESERVATIVE CODES: H+I = Hydrochloric acid + ice I = Ice only N = Nitric acid S+I = Sulfuric acid + ice S/M+I = Sodium Bisulfate/Methanol + ice O = Other (specify) NA = None

White Copy - Original; Yellow Copy - Client

Analytical Environmental Services, Inc

Date: 8-May-15

Client: Environmental Planning Specialists, Inc.
Project: Rheem
Lab ID: 1504P42

Case Narrative

Volatiles Organic Compounds Analysis by Method 8260B:

Due to sample matrix, samples 1504P42-004A, -005A, -007A, -008A,-010A, & -011A required dilution during preparation and/or analysis resulting in elevated reporting limits.

Analytical Environmental Services, Inc

Date: 8-May-15

Client:	Environmental Planning Specialists, Inc.	**Client Sample ID:**	15119-MW-53A-P
Lab Order	1504P42	**Tag Number:**	
Project Name:	Rheem	**Collection Date:**	4/29/2015 8:15:00 AM
Lab ID:	1504P42-001A	**Matrix:**	Groundwater

Analyses	Result	Reporting Limit	Qual	Units	BatchID	Dilution Factor	Date Analyzed	Analyst
TCL VOLATILE ORGANICS SW8260B					**(SW5030B)**			
1,1,1-Trichloroethane	BRL	5.0		ug/L	206678	1	05/01/2015 20:54	CG
1,1,2,2-Tetrachloroethane	BRL	5.0		ug/L	206678	1	05/01/2015 20:54	CG
1,1,2-Trichloroethane	BRL	5.0		ug/L	206678	1	05/01/2015 20:54	CG
1,1-Dichloroethane	BRL	5.0		ug/L	206678	1	05/01/2015 20:54	CG
1,1-Dichloroethene	BRL	5.0		ug/L	206678	1	05/01/2015 20:54	CG
1,2,4-Trichlorobenzene	BRL	5.0		ug/L	206678	1	05/01/2015 20:54	CG
1,2-Dibromo-3-chloropropane	BRL	5.0		ug/L	206678	1	05/01/2015 20:54	CG
1,2-Dibromoethane	BRL	5.0		ug/L	206678	1	05/01/2015 20:54	CG
1,2-Dichlorobenzene	BRL	5.0		ug/L	206678	1	05/01/2015 20:54	CG
1,2-Dichloroethane	BRL	5.0		ug/L	206678	1	05/01/2015 20:54	CG
1,2-Dichloropropane	BRL	5.0		ug/L	206678	1	05/01/2015 20:54	CG
1,3-Dichlorobenzene	BRL	5.0		ug/L	206678	1	05/01/2015 20:54	CG
1,4-Dichlorobenzene	BRL	5.0		ug/L	206678	1	05/01/2015 20:54	CG
2-Butanone	BRL	50		ug/L	206678	1	05/01/2015 20:54	CG
2-Hexanone	BRL	10		ug/L	206678	1	05/01/2015 20:54	CG
4-Methyl-2-pentanone	BRL	10		ug/L	206678	1	05/01/2015 20:54	CG
Acetone	BRL	50		ug/L	206678	1	05/01/2015 20:54	CG
Benzene	BRL	5.0		ug/L	206678	1	05/01/2015 20:54	CG
Bromodichloromethane	BRL	5.0		ug/L	206678	1	05/01/2015 20:54	CG
Bromoform	BRL	5.0		ug/L	206678	1	05/01/2015 20:54	CG
Bromomethane	BRL	5.0		ug/L	206678	1	05/01/2015 20:54	CG
Carbon disulfide	BRL	5.0		ug/L	206678	1	05/01/2015 20:54	CG
Carbon tetrachloride	BRL	5.0		ug/L	206678	1	05/01/2015 20:54	CG
Chlorobenzene	BRL	5.0		ug/L	206678	1	05/01/2015 20:54	CG
Chloroethane	BRL	10		ug/L	206678	1	05/01/2015 20:54	CG
Chloroform	BRL	5.0		ug/L	206678	1	05/01/2015 20:54	CG
Chloromethane	BRL	10		ug/L	206678	1	05/01/2015 20:54	CG
cis-1,2-Dichloroethene	BRL	5.0		ug/L	206678	1	05/01/2015 20:54	CG
cis-1,3-Dichloropropene	BRL	5.0		ug/L	206678	1	05/01/2015 20:54	CG
Cyclohexane	BRL	5.0		ug/L	206678	1	05/01/2015 20:54	CG
Dibromochloromethane	BRL	5.0		ug/L	206678	1	05/01/2015 20:54	CG
Dichlorodifluoromethane	BRL	10		ug/L	206678	1	05/01/2015 20:54	CG
Ethylbenzene	BRL	5.0		ug/L	206678	1	05/01/2015 20:54	CG
Freon-113	BRL	10		ug/L	206678	1	05/01/2015 20:54	CG
Isopropylbenzene	BRL	5.0		ug/L	206678	1	05/01/2015 20:54	CG
m,p-Xylene	BRL	5.0		ug/L	206678	1	05/01/2015 20:54	CG
Methyl acetate	BRL	5.0		ug/L	206678	1	05/01/2015 20:54	CG
Methyl tert-butyl ether	BRL	5.0		ug/L	206678	1	05/01/2015 20:54	CG
Methylcyclohexane	BRL	5.0		ug/L	206678	1	05/01/2015 20:54	CG
Methylene chloride	BRL	5.0		ug/L	206678	1	05/01/2015 20:54	CG

Qualifiers:

*	Value exceeds maximum contaminant level	E	Estimated (value above quantitation range)
BRL	Below reporting limit	S	Spike Recovery outside limits due to matrix
H	Holding times for preparation or analysis exceeded	Narr	See case narrative
N	Analyte not NELAC certified	NC	Not confirmed
B	Analyte detected in the associated method blank	<	Less than Result value
>	Greater than Result value	J	Estimated value detected below Reporting Limit

Analytical Environmental Services, Inc

Date: 8-May-15

Client:	Environmental Planning Specialists, Inc.	**Client Sample ID:**	15119-MW-53A-P
Lab Order	1504P42	**Tag Number:**	
Project Name:	Rheem	**Collection Date:**	4/29/2015 8:15:00 AM
Lab ID:	1504P42-001A	**Matrix:**	Groundwater

Analyses	Result	Reporting Limit	Qual	Units	BatchID	Dilution Factor	Date Analyzed	Analyst
TCL VOLATILE ORGANICS SW8260B					**(SW5030B)**			
o-Xylene	BRL	5.0		ug/L	206678	1	05/01/2015 20:54	CG
Styrene	BRL	5.0		ug/L	206678	1	05/01/2015 20:54	CG
Tetrachloroethene	BRL	5.0		ug/L	206678	1	05/01/2015 20:54	CG
Toluene	BRL	5.0		ug/L	206678	1	05/01/2015 20:54	CG
trans-1,2-Dichloroethene	BRL	5.0		ug/L	206678	1	05/01/2015 20:54	CG
trans-1,3-Dichloropropene	BRL	5.0		ug/L	206678	1	05/01/2015 20:54	CG
Trichloroethene	49	5.0		ug/L	206678	1	05/01/2015 20:54	CG
Trichlorofluoromethane	BRL	5.0		ug/L	206678	1	05/01/2015 20:54	CG
Vinyl chloride	BRL	2.0		ug/L	206678	1	05/01/2015 20:54	CG
Surr: 4-Bromofluorobenzene	77.2	70.6-123		%REC	206678	1	05/01/2015 20:54	CG
Surr: Dibromofluoromethane	111	78.7-124		%REC	206678	1	05/01/2015 20:54	CG
Surr: Toluene-d8	98.5	81.3-120		%REC	206678	1	05/01/2015 20:54	CG

Qualifiers:

*	Value exceeds maximum contaminant level	E	Estimated (value above quantitation range)
BRL	Below reporting limit	S	Spike Recovery outside limits due to matrix
H	Holding times for preparation or analysis exceeded	Narr	See case narrative
N	Analyte not NELAC certified	NC	Not confirmed
B	Analyte detected in the associated method blank	<	Less than Result value
>	Greater than Result value	J	Estimated value detected below Reporting Limit

Analytical Environmental Services, Inc **Date:** 8-May-15

Client:	Environmental Planning Specialists, Inc.	**Client Sample ID:**	15119-MW-53B-P
Lab Order	1504P42	**Tag Number:**	
Project Name:	Rheem	**Collection Date:**	4/29/2015 8:20:00 AM
Lab ID:	1504P42-002A	**Matrix:**	Groundwater

Analyses	Result	Reporting Limit	Qual	Units	BatchID	Dilution Factor	Date Analyzed	Analyst
TCL VOLATILE ORGANICS SW8260B					**(SW5030B)**			
1,1,1-Trichloroethane	BRL	5.0		ug/L	206678	1	04/30/2015 22:52	NP
1,1,2,2-Tetrachloroethane	BRL	5.0		ug/L	206678	1	04/30/2015 22:52	NP
1,1,2-Trichloroethane	BRL	5.0		ug/L	206678	1	04/30/2015 22:52	NP
1,1-Dichloroethane	BRL	5.0		ug/L	206678	1	04/30/2015 22:52	NP
1,1-Dichloroethene	BRL	5.0		ug/L	206678	1	04/30/2015 22:52	NP
1,2,4-Trichlorobenzene	BRL	5.0		ug/L	206678	1	04/30/2015 22:52	NP
1,2-Dibromo-3-chloropropane	BRL	5.0		ug/L	206678	1	04/30/2015 22:52	NP
1,2-Dibromoethane	BRL	5.0		ug/L	206678	1	04/30/2015 22:52	NP
1,2-Dichlorobenzene	BRL	5.0		ug/L	206678	1	04/30/2015 22:52	NP
1,2-Dichloroethane	BRL	5.0		ug/L	206678	1	04/30/2015 22:52	NP
1,2-Dichloropropane	BRL	5.0		ug/L	206678	1	04/30/2015 22:52	NP
1,3-Dichlorobenzene	BRL	5.0		ug/L	206678	1	04/30/2015 22:52	NP
1,4-Dichlorobenzene	BRL	5.0		ug/L	206678	1	04/30/2015 22:52	NP
2-Butanone	BRL	50		ug/L	206678	1	04/30/2015 22:52	NP
2-Hexanone	BRL	10		ug/L	206678	1	04/30/2015 22:52	NP
4-Methyl-2-pentanone	BRL	10		ug/L	206678	1	04/30/2015 22:52	NP
Acetone	BRL	50		ug/L	206678	1	04/30/2015 22:52	NP
Benzene	BRL	5.0		ug/L	206678	1	04/30/2015 22:52	NP
Bromodichloromethane	BRL	5.0		ug/L	206678	1	04/30/2015 22:52	NP
Bromoform	BRL	5.0		ug/L	206678	1	04/30/2015 22:52	NP
Bromomethane	BRL	5.0		ug/L	206678	1	04/30/2015 22:52	NP
Carbon disulfide	BRL	5.0		ug/L	206678	1	04/30/2015 22:52	NP
Carbon tetrachloride	BRL	5.0		ug/L	206678	1	04/30/2015 22:52	NP
Chlorobenzene	BRL	5.0		ug/L	206678	1	04/30/2015 22:52	NP
Chloroethane	BRL	10		ug/L	206678	1	04/30/2015 22:52	NP
Chloroform	BRL	5.0		ug/L	206678	1	04/30/2015 22:52	NP
Chloromethane	BRL	10		ug/L	206678	1	04/30/2015 22:52	NP
cis-1,2-Dichloroethene	BRL	5.0		ug/L	206678	1	04/30/2015 22:52	NP
cis-1,3-Dichloropropene	BRL	5.0		ug/L	206678	1	04/30/2015 22:52	NP
Cyclohexane	BRL	5.0		ug/L	206678	1	04/30/2015 22:52	NP
Dibromochloromethane	BRL	5.0		ug/L	206678	1	04/30/2015 22:52	NP
Dichlorodifluoromethane	BRL	10		ug/L	206678	1	04/30/2015 22:52	NP
Ethylbenzene	BRL	5.0		ug/L	206678	1	04/30/2015 22:52	NP
Freon-113	BRL	10		ug/L	206678	1	04/30/2015 22:52	NP
Isopropylbenzene	BRL	5.0		ug/L	206678	1	04/30/2015 22:52	NP
m,p-Xylene	BRL	5.0		ug/L	206678	1	04/30/2015 22:52	NP
Methyl acetate	BRL	5.0		ug/L	206678	1	04/30/2015 22:52	NP
Methyl tert-butyl ether	BRL	5.0		ug/L	206678	1	04/30/2015 22:52	NP
Methylcyclohexane	BRL	5.0		ug/L	206678	1	04/30/2015 22:52	NP
Methylene chloride	BRL	5.0		ug/L	206678	1	04/30/2015 22:52	NP

Qualifiers:

*	Value exceeds maximum contaminant level	E	Estimated (value above quantitation range)
BRL	Below reporting limit	S	Spike Recovery outside limits due to matrix
H	Holding times for preparation or analysis exceeded	Narr	See case narrative
N	Analyte not NELAC certified	NC	Not confirmed
B	Analyte detected in the associated method blank	<	Less than Result value
>	Greater than Result value	J	Estimated value detected below Reporting Limit

Analytical Environmental Services, Inc **Date:** 8-May-15

Client:	Environmental Planning Specialists, Inc.	**Client Sample ID:**	15119-MW-53B-P
Lab Order	1504P42	**Tag Number:**	
Project Name:	Rheem	**Collection Date:**	4/29/2015 8:20:00 AM
Lab ID:	1504P42-002A	**Matrix:**	Groundwater

Analyses	Result	Reporting Limit	Qual	Units	BatchID	Dilution Factor	Date Analyzed	Analyst
TCL VOLATILE ORGANICS SW8260B				**(SW5030B)**				
o-Xylene	BRL	5.0		ug/L	206678	1	04/30/2015 22:52	NP
Styrene	BRL	5.0		ug/L	206678	1	04/30/2015 22:52	NP
Tetrachloroethene	BRL	5.0		ug/L	206678	1	04/30/2015 22:52	NP
Toluene	BRL	5.0		ug/L	206678	1	04/30/2015 22:52	NP
trans-1,2-Dichloroethene	BRL	5.0		ug/L	206678	1	04/30/2015 22:52	NP
trans-1,3-Dichloropropene	BRL	5.0		ug/L	206678	1	04/30/2015 22:52	NP
Trichloroethene	5.4	5.0		ug/L	206678	1	04/30/2015 22:52	NP
Trichlorofluoromethane	BRL	5.0		ug/L	206678	1	04/30/2015 22:52	NP
Vinyl chloride	BRL	2.0		ug/L	206678	1	04/30/2015 22:52	NP
Surr: 4-Bromofluorobenzene	90.9	70.6-123		%REC	206678	1	04/30/2015 22:52	NP
Surr: Dibromofluoromethane	117	78.7-124		%REC	206678	1	04/30/2015 22:52	NP
Surr: Toluene-d8	103	81.3-120		%REC	206678	1	04/30/2015 22:52	NP

Qualifiers:

*	Value exceeds maximum contaminant level	E	Estimated (value above quantitation range)
BRL	Below reporting limit	S	Spike Recovery outside limits due to matrix
H	Holding times for preparation or analysis exceeded	Narr	See case narrative
N	Analyte not NELAC certified	NC	Not confirmed
B	Analyte detected in the associated method blank	<	Less than Result value
>	Greater than Result value	J	Estimated value detected below Reporting Limit

Analytical Environmental Services, Inc **Date:** 8-May-15

Client:	Environmental Planning Specialists, Inc.	**Client Sample ID:**	15119-MW-53C-P
Lab Order	1504P42	**Tag Number:**	
Project Name:	Rheem	**Collection Date:**	4/29/2015 8:25:00 AM
Lab ID:	1504P42-003A	**Matrix:**	Groundwater

Analyses	Result	Reporting Limit	Qual	Units	BatchID	Dilution Factor	Date Analyzed	Analyst
TCL VOLATILE ORGANICS SW8260B					**(SW5030B)**			
1,1,1-Trichloroethane	BRL	5.0		ug/L	206678	1	04/30/2015 23:16	NP
1,1,2,2-Tetrachloroethane	BRL	5.0		ug/L	206678	1	04/30/2015 23:16	NP
1,1,2-Trichloroethane	BRL	5.0		ug/L	206678	1	04/30/2015 23:16	NP
1,1-Dichloroethane	BRL	5.0		ug/L	206678	1	04/30/2015 23:16	NP
1,1-Dichloroethene	44	5.0		ug/L	206678	1	04/30/2015 23:16	NP
1,2,4-Trichlorobenzene	BRL	5.0		ug/L	206678	1	04/30/2015 23:16	NP
1,2-Dibromo-3-chloropropane	BRL	5.0		ug/L	206678	1	04/30/2015 23:16	NP
1,2-Dibromoethane	BRL	5.0		ug/L	206678	1	04/30/2015 23:16	NP
1,2-Dichlorobenzene	BRL	5.0		ug/L	206678	1	04/30/2015 23:16	NP
1,2-Dichloroethane	BRL	5.0		ug/L	206678	1	04/30/2015 23:16	NP
1,2-Dichloropropane	BRL	5.0		ug/L	206678	1	04/30/2015 23:16	NP
1,3-Dichlorobenzene	BRL	5.0		ug/L	206678	1	04/30/2015 23:16	NP
1,4-Dichlorobenzene	BRL	5.0		ug/L	206678	1	04/30/2015 23:16	NP
2-Butanone	BRL	50		ug/L	206678	1	04/30/2015 23:16	NP
2-Hexanone	BRL	10		ug/L	206678	1	04/30/2015 23:16	NP
4-Methyl-2-pentanone	BRL	10		ug/L	206678	1	04/30/2015 23:16	NP
Acetone	BRL	50		ug/L	206678	1	04/30/2015 23:16	NP
Benzene	BRL	5.0		ug/L	206678	1	04/30/2015 23:16	NP
Bromodichloromethane	BRL	5.0		ug/L	206678	1	04/30/2015 23:16	NP
Bromoform	BRL	5.0		ug/L	206678	1	04/30/2015 23:16	NP
Bromomethane	BRL	5.0		ug/L	206678	1	04/30/2015 23:16	NP
Carbon disulfide	BRL	5.0		ug/L	206678	1	04/30/2015 23:16	NP
Carbon tetrachloride	BRL	5.0		ug/L	206678	1	04/30/2015 23:16	NP
Chlorobenzene	BRL	5.0		ug/L	206678	1	04/30/2015 23:16	NP
Chloroethane	BRL	10		ug/L	206678	1	04/30/2015 23:16	NP
Chloroform	BRL	5.0		ug/L	206678	1	04/30/2015 23:16	NP
Chloromethane	BRL	10		ug/L	206678	1	04/30/2015 23:16	NP
cis-1,2-Dichloroethene	50	5.0		ug/L	206678	1	04/30/2015 23:16	NP
cis-1,3-Dichloropropene	BRL	5.0		ug/L	206678	1	04/30/2015 23:16	NP
Cyclohexane	BRL	5.0		ug/L	206678	1	04/30/2015 23:16	NP
Dibromochloromethane	BRL	5.0		ug/L	206678	1	04/30/2015 23:16	NP
Dichlorodifluoromethane	BRL	10		ug/L	206678	1	04/30/2015 23:16	NP
Ethylbenzene	BRL	5.0		ug/L	206678	1	04/30/2015 23:16	NP
Freon-113	BRL	10		ug/L	206678	1	04/30/2015 23:16	NP
Isopropylbenzene	BRL	5.0		ug/L	206678	1	04/30/2015 23:16	NP
m,p-Xylene	BRL	5.0		ug/L	206678	1	04/30/2015 23:16	NP
Methyl acetate	BRL	5.0		ug/L	206678	1	04/30/2015 23:16	NP
Methyl tert-butyl ether	BRL	5.0		ug/L	206678	1	04/30/2015 23:16	NP
Methylcyclohexane	BRL	5.0		ug/L	206678	1	04/30/2015 23:16	NP
Methylene chloride	BRL	5.0		ug/L	206678	1	04/30/2015 23:16	NP

Qualifiers:

*	Value exceeds maximum contaminant level	E	Estimated (value above quantitation range)
BRL	Below reporting limit	S	Spike Recovery outside limits due to matrix
H	Holding times for preparation or analysis exceeded	Narr	See case narrative
N	Analyte not NELAC certified	NC	Not confirmed
B	Analyte detected in the associated method blank	<	Less than Result value
>	Greater than Result value	J	Estimated value detected below Reporting Limit

Analytical Environmental Services, Inc

Date: 8-May-15

Client:	Environmental Planning Specialists, Inc.	**Client Sample ID:**	15119-MW-53C-P
Lab Order	1504P42	**Tag Number:**	
Project Name:	Rheem	**Collection Date:**	4/29/2015 8:25:00 AM
Lab ID:	1504P42-003A	**Matrix:**	Groundwater

Analyses	Result	Reporting Limit	Qual	Units	BatchID	Dilution Factor	Date Analyzed	Analyst
TCL VOLATILE ORGANICS SW8260B				**(SW5030B)**				
o-Xylene	BRL	5.0		ug/L	206678	1	04/30/2015 23:16	NP
Styrene	BRL	5.0		ug/L	206678	1	04/30/2015 23:16	NP
Tetrachloroethene	33	5.0		ug/L	206678	1	04/30/2015 23:16	NP
Toluene	BRL	5.0		ug/L	206678	1	04/30/2015 23:16	NP
trans-1,2-Dichloroethene	BRL	5.0		ug/L	206678	1	04/30/2015 23:16	NP
trans-1,3-Dichloropropene	BRL	5.0		ug/L	206678	1	04/30/2015 23:16	NP
Trichloroethene	570	50		ug/L	206678	10	05/01/2015 18:55	CG
Trichlorofluoromethane	BRL	5.0		ug/L	206678	1	04/30/2015 23:16	NP
Vinyl chloride	BRL	2.0		ug/L	206678	1	04/30/2015 23:16	NP
Surr: 4-Bromofluorobenzene	80.2	70.6-123		%REC	206678	10	05/01/2015 18:55	CG
Surr: 4-Bromofluorobenzene	93.2	70.6-123		%REC	206678	1	04/30/2015 23:16	NP
Surr: Dibromofluoromethane	104	78.7-124		%REC	206678	10	05/01/2015 18:55	CG
Surr: Dibromofluoromethane	115	78.7-124		%REC	206678	1	04/30/2015 23:16	NP
Surr: Toluene-d8	95.1	81.3-120		%REC	206678	10	05/01/2015 18:55	CG
Surr: Toluene-d8	104	81.3-120		%REC	206678	1	04/30/2015 23:16	NP

Qualifiers:

*	Value exceeds maximum contaminant level	E	Estimated (value above quantitation range)
BRL	Below reporting limit	S	Spike Recovery outside limits due to matrix
H	Holding times for preparation or analysis exceeded	Narr	See case narrative
N	Analyte not NELAC certified	NC	Not confirmed
B	Analyte detected in the associated method blank	<	Less than Result value
>	Greater than Result value	J	Estimated value detected below Reporting Limit

Analytical Environmental Services, Inc

Date: 8-May-15

Client:	Environmental Planning Specialists, Inc.	**Client Sample ID:**	15119-MW-49A-P
Lab Order	1504P42	**Tag Number:**	
Project Name:	Rheem	**Collection Date:**	4/29/2015 9:10:00 AM
Lab ID:	1504P42-004A	**Matrix:**	Groundwater

Analyses	Result	Reporting Limit	Qual	Units	BatchID	Dilution Factor	Date Analyzed	Analyst
TCL VOLATILE ORGANICS SW8260B					**(SW5030B)**			
1,1,1-Trichloroethane	BRL	2500		ug/L	206678	500	04/30/2015 17:13	NP
1,1,2,2-Tetrachloroethane	BRL	2500		ug/L	206678	500	04/30/2015 17:13	NP
1,1,2-Trichloroethane	BRL	2500		ug/L	206678	500	04/30/2015 17:13	NP
1,1-Dichloroethane	BRL	2500		ug/L	206678	500	04/30/2015 17:13	NP
1,1-Dichloroethene	BRL	2500		ug/L	206678	500	04/30/2015 17:13	NP
1,2,4-Trichlorobenzene	BRL	2500		ug/L	206678	500	04/30/2015 17:13	NP
1,2-Dibromo-3-chloropropane	BRL	2500		ug/L	206678	500	04/30/2015 17:13	NP
1,2-Dibromoethane	BRL	2500		ug/L	206678	500	04/30/2015 17:13	NP
1,2-Dichlorobenzene	BRL	2500		ug/L	206678	500	04/30/2015 17:13	NP
1,2-Dichloroethane	BRL	2500		ug/L	206678	500	04/30/2015 17:13	NP
1,2-Dichloropropane	BRL	2500		ug/L	206678	500	04/30/2015 17:13	NP
1,3-Dichlorobenzene	BRL	2500		ug/L	206678	500	04/30/2015 17:13	NP
1,4-Dichlorobenzene	BRL	2500		ug/L	206678	500	04/30/2015 17:13	NP
2-Butanone	BRL	25000		ug/L	206678	500	04/30/2015 17:13	NP
2-Hexanone	BRL	5000		ug/L	206678	500	04/30/2015 17:13	NP
4-Methyl-2-pentanone	BRL	5000		ug/L	206678	500	04/30/2015 17:13	NP
Acetone	BRL	25000		ug/L	206678	500	04/30/2015 17:13	NP
Benzene	BRL	2500		ug/L	206678	500	04/30/2015 17:13	NP
Bromodichloromethane	BRL	2500		ug/L	206678	500	04/30/2015 17:13	NP
Bromoform	BRL	2500		ug/L	206678	500	04/30/2015 17:13	NP
Bromomethane	BRL	2500		ug/L	206678	500	04/30/2015 17:13	NP
Carbon disulfide	BRL	2500		ug/L	206678	500	04/30/2015 17:13	NP
Carbon tetrachloride	BRL	2500		ug/L	206678	500	04/30/2015 17:13	NP
Chlorobenzene	BRL	2500		ug/L	206678	500	04/30/2015 17:13	NP
Chloroethane	BRL	5000		ug/L	206678	500	04/30/2015 17:13	NP
Chloroform	BRL	2500		ug/L	206678	500	04/30/2015 17:13	NP
Chloromethane	BRL	5000		ug/L	206678	500	04/30/2015 17:13	NP
cis-1,2-Dichloroethene	BRL	2500		ug/L	206678	500	04/30/2015 17:13	NP
cis-1,3-Dichloropropene	BRL	2500		ug/L	206678	500	04/30/2015 17:13	NP
Cyclohexane	BRL	2500		ug/L	206678	500	04/30/2015 17:13	NP
Dibromochloromethane	BRL	2500		ug/L	206678	500	04/30/2015 17:13	NP
Dichlorodifluoromethane	BRL	5000		ug/L	206678	500	04/30/2015 17:13	NP
Ethylbenzene	BRL	2500		ug/L	206678	500	04/30/2015 17:13	NP
Freon-113	BRL	5000		ug/L	206678	500	04/30/2015 17:13	NP
Isopropylbenzene	BRL	2500		ug/L	206678	500	04/30/2015 17:13	NP
m,p-Xylene	BRL	2500		ug/L	206678	500	04/30/2015 17:13	NP
Methyl acetate	BRL	2500		ug/L	206678	500	04/30/2015 17:13	NP
Methyl tert-butyl ether	BRL	2500		ug/L	206678	500	04/30/2015 17:13	NP
Methylcyclohexane	BRL	2500		ug/L	206678	500	04/30/2015 17:13	NP
Methylene chloride	BRL	2500		ug/L	206678	500	04/30/2015 17:13	NP

Qualifiers:

*	Value exceeds maximum contaminant level	E	Estimated (value above quantitation range)
BRL	Below reporting limit	S	Spike Recovery outside limits due to matrix
H	Holding times for preparation or analysis exceeded	Narr	See case narrative
N	Analyte not NELAC certified	NC	Not confirmed
B	Analyte detected in the associated method blank	<	Less than Result value
>	Greater than Result value	J	Estimated value detected below Reporting Limit

Analytical Environmental Services, Inc

Date: 8-May-15

Client:	Environmental Planning Specialists, Inc.	**Client Sample ID:**	15119-MW-49A-P
Lab Order	1504P42	**Tag Number:**	
Project Name:	Rheem	**Collection Date:**	4/29/2015 9:10:00 AM
Lab ID:	1504P42-004A	**Matrix:**	Groundwater

Analyses	Result	Reporting Limit	Qual	Units	BatchID	Dilution Factor	Date Analyzed	Analyst
TCL VOLATILE ORGANICS SW8260B				**(SW5030B)**				
o-Xylene	BRL	2500		ug/L	206678	500	04/30/2015 17:13	NP
Styrene	BRL	2500		ug/L	206678	500	04/30/2015 17:13	NP
Tetrachloroethene	BRL	2500		ug/L	206678	500	04/30/2015 17:13	NP
Toluene	BRL	2500		ug/L	206678	500	04/30/2015 17:13	NP
trans-1,2-Dichloroethene	BRL	2500		ug/L	206678	500	04/30/2015 17:13	NP
trans-1,3-Dichloropropene	BRL	2500		ug/L	206678	500	04/30/2015 17:13	NP
Trichloroethene	49000	2500		ug/L	206678	500	04/30/2015 17:13	NP
Trichlorofluoromethane	BRL	2500		ug/L	206678	500	04/30/2015 17:13	NP
Vinyl chloride	BRL	1000		ug/L	206678	500	04/30/2015 17:13	NP
Surr: 4-Bromofluorobenzene	88.3	70.6-123		%REC	206678	500	04/30/2015 17:13	NP
Surr: Dibromofluoromethane	110	78.7-124		%REC	206678	500	04/30/2015 17:13	NP
Surr: Toluene-d8	100	81.3-120		%REC	206678	500	04/30/2015 17:13	NP

Qualifiers:

*	Value exceeds maximum contaminant level	E	Estimated (value above quantitation range)
BRL	Below reporting limit	S	Spike Recovery outside limits due to matrix
H	Holding times for preparation or analysis exceeded	Narr	See case narrative
N	Analyte not NELAC certified	NC	Not confirmed
B	Analyte detected in the associated method blank	<	Less than Result value
>	Greater than Result value	J	Estimated value detected below Reporting Limit

Analytical Environmental Services, Inc

Date: 8-May-15

Client:	Environmental Planning Specialists, Inc.	**Client Sample ID:**	15119-MW-49B-P
Lab Order	1504P42	**Tag Number:**	
Project Name:	Rheem	**Collection Date:**	4/29/2015 9:15:00 AM
Lab ID:	1504P42-005A	**Matrix:**	Groundwater

Analyses	Result	Reporting Limit	Qual	Units	BatchID	Dilution Factor	Date Analyzed	Analyst
TCL VOLATILE ORGANICS SW8260B				**(SW5030B)**				
1,1,1-Trichloroethane	BRL	2500		ug/L	206678	500	04/30/2015 17:37	NP
1,1,2,2-Tetrachloroethane	BRL	2500		ug/L	206678	500	04/30/2015 17:37	NP
1,1,2-Trichloroethane	BRL	2500		ug/L	206678	500	04/30/2015 17:37	NP
1,1-Dichloroethane	BRL	2500		ug/L	206678	500	04/30/2015 17:37	NP
1,1-Dichloroethene	BRL	2500		ug/L	206678	500	04/30/2015 17:37	NP
1,2,4-Trichlorobenzene	BRL	2500		ug/L	206678	500	04/30/2015 17:37	NP
1,2-Dibromo-3-chloropropane	BRL	2500		ug/L	206678	500	04/30/2015 17:37	NP
1,2-Dibromoethane	BRL	2500		ug/L	206678	500	04/30/2015 17:37	NP
1,2-Dichlorobenzene	BRL	2500		ug/L	206678	500	04/30/2015 17:37	NP
1,2-Dichloroethane	BRL	2500		ug/L	206678	500	04/30/2015 17:37	NP
1,2-Dichloropropane	BRL	2500		ug/L	206678	500	04/30/2015 17:37	NP
1,3-Dichlorobenzene	BRL	2500		ug/L	206678	500	04/30/2015 17:37	NP
1,4-Dichlorobenzene	BRL	2500		ug/L	206678	500	04/30/2015 17:37	NP
2-Butanone	BRL	25000		ug/L	206678	500	04/30/2015 17:37	NP
2-Hexanone	BRL	5000		ug/L	206678	500	04/30/2015 17:37	NP
4-Methyl-2-pentanone	BRL	5000		ug/L	206678	500	04/30/2015 17:37	NP
Acetone	BRL	25000		ug/L	206678	500	04/30/2015 17:37	NP
Benzene	BRL	2500		ug/L	206678	500	04/30/2015 17:37	NP
Bromodichloromethane	BRL	2500		ug/L	206678	500	04/30/2015 17:37	NP
Bromoform	BRL	2500		ug/L	206678	500	04/30/2015 17:37	NP
Bromomethane	BRL	2500		ug/L	206678	500	04/30/2015 17:37	NP
Carbon disulfide	BRL	2500		ug/L	206678	500	04/30/2015 17:37	NP
Carbon tetrachloride	BRL	2500		ug/L	206678	500	04/30/2015 17:37	NP
Chlorobenzene	BRL	2500		ug/L	206678	500	04/30/2015 17:37	NP
Chloroethane	BRL	5000		ug/L	206678	500	04/30/2015 17:37	NP
Chloroform	BRL	2500		ug/L	206678	500	04/30/2015 17:37	NP
Chloromethane	BRL	5000		ug/L	206678	500	04/30/2015 17:37	NP
cis-1,2-Dichloroethene	BRL	2500		ug/L	206678	500	04/30/2015 17:37	NP
cis-1,3-Dichloropropene	BRL	2500		ug/L	206678	500	04/30/2015 17:37	NP
Cyclohexane	BRL	2500		ug/L	206678	500	04/30/2015 17:37	NP
Dibromochloromethane	BRL	2500		ug/L	206678	500	04/30/2015 17:37	NP
Dichlorodifluoromethane	BRL	5000		ug/L	206678	500	04/30/2015 17:37	NP
Ethylbenzene	BRL	2500		ug/L	206678	500	04/30/2015 17:37	NP
Freon-113	BRL	5000		ug/L	206678	500	04/30/2015 17:37	NP
Isopropylbenzene	BRL	2500		ug/L	206678	500	04/30/2015 17:37	NP
m,p-Xylene	BRL	2500		ug/L	206678	500	04/30/2015 17:37	NP
Methyl acetate	BRL	2500		ug/L	206678	500	04/30/2015 17:37	NP
Methyl tert-butyl ether	BRL	2500		ug/L	206678	500	04/30/2015 17:37	NP
Methylcyclohexane	BRL	2500		ug/L	206678	500	04/30/2015 17:37	NP
Methylene chloride	BRL	2500		ug/L	206678	500	04/30/2015 17:37	NP

Qualifiers:

*	Value exceeds maximum contaminant level	E	Estimated (value above quantitation range)
BRL	Below reporting limit	S	Spike Recovery outside limits due to matrix
H	Holding times for preparation or analysis exceeded	Narr	See case narrative
N	Analyte not NELAC certified	NC	Not confirmed
B	Analyte detected in the associated method blank	<	Less than Result value
>	Greater than Result value	J	Estimated value detected below Reporting Limit

Analytical Environmental Services, Inc

Date: 8-May-15

Client:	Environmental Planning Specialists, Inc.	**Client Sample ID:**	15119-MW-49B-P
Lab Order	1504P42	**Tag Number:**	
Project Name:	Rheem	**Collection Date:**	4/29/2015 9:15:00 AM
Lab ID:	1504P42-005A	**Matrix:**	Groundwater

Analyses	Result	Reporting Limit	Qual	Units	BatchID	Dilution Factor	Date Analyzed	Analyst
TCL VOLATILE ORGANICS SW8260B				**(SW5030B)**				
o-Xylene	BRL	2500		ug/L	206678	500	04/30/2015 17:37	NP
Styrene	BRL	2500		ug/L	206678	500	04/30/2015 17:37	NP
Tetrachloroethene	BRL	2500		ug/L	206678	500	04/30/2015 17:37	NP
Toluene	BRL	2500		ug/L	206678	500	04/30/2015 17:37	NP
trans-1,2-Dichloroethene	BRL	2500		ug/L	206678	500	04/30/2015 17:37	NP
trans-1,3-Dichloropropene	BRL	2500		ug/L	206678	500	04/30/2015 17:37	NP
Trichloroethene	68000	2500		ug/L	206678	500	04/30/2015 17:37	NP
Trichlorofluoromethane	BRL	2500		ug/L	206678	500	04/30/2015 17:37	NP
Vinyl chloride	BRL	1000		ug/L	206678	500	04/30/2015 17:37	NP
Surr: 4-Bromofluorobenzene	89.8	70.6-123		%REC	206678	500	04/30/2015 17:37	NP
Surr: Dibromofluoromethane	111	78.7-124		%REC	206678	500	04/30/2015 17:37	NP
Surr: Toluene-d8	101	81.3-120		%REC	206678	500	04/30/2015 17:37	NP

Qualifiers:

*	Value exceeds maximum contaminant level	E	Estimated (value above quantitation range)
BRL	Below reporting limit	S	Spike Recovery outside limits due to matrix
H	Holding times for preparation or analysis exceeded	Narr	See case narrative
N	Analyte not NELAC certified	NC	Not confirmed
B	Analyte detected in the associated method blank	<	Less than Result value
>	Greater than Result value	J	Estimated value detected below Reporting Limit

Analytical Environmental Services, Inc **Date:** 8-May-15

Client:	Environmental Planning Specialists, Inc.	**Client Sample ID:**	15119-MW-49C-P
Lab Order	1504P42	**Tag Number:**	
Project Name:	Rheem	**Collection Date:**	4/29/2015 9:20:00 AM
Lab ID:	1504P42-006A	**Matrix:**	Groundwater

Analyses	Result	Reporting Limit	Qual	Units	BatchID	Dilution Factor	Date Analyzed	Analyst
TCL VOLATILE ORGANICS SW8260B					**(SW5030B)**			
1,1,1-Trichloroethane	BRL	5.0		ug/L	206678	1	04/30/2015 23:40	NP
1,1,2,2-Tetrachloroethane	BRL	5.0		ug/L	206678	1	04/30/2015 23:40	NP
1,1,2-Trichloroethane	BRL	5.0		ug/L	206678	1	04/30/2015 23:40	NP
1,1-Dichloroethane	BRL	5.0		ug/L	206678	1	04/30/2015 23:40	NP
1,1-Dichloroethene	24	5.0		ug/L	206678	1	04/30/2015 23:40	NP
1,2,4-Trichlorobenzene	BRL	5.0		ug/L	206678	1	04/30/2015 23:40	NP
1,2-Dibromo-3-chloropropane	BRL	5.0		ug/L	206678	1	04/30/2015 23:40	NP
1,2-Dibromoethane	BRL	5.0		ug/L	206678	1	04/30/2015 23:40	NP
1,2-Dichlorobenzene	BRL	5.0		ug/L	206678	1	04/30/2015 23:40	NP
1,2-Dichloroethane	BRL	5.0		ug/L	206678	1	04/30/2015 23:40	NP
1,2-Dichloropropane	BRL	5.0		ug/L	206678	1	04/30/2015 23:40	NP
1,3-Dichlorobenzene	BRL	5.0		ug/L	206678	1	04/30/2015 23:40	NP
1,4-Dichlorobenzene	BRL	5.0		ug/L	206678	1	04/30/2015 23:40	NP
2-Butanone	BRL	50		ug/L	206678	1	04/30/2015 23:40	NP
2-Hexanone	BRL	10		ug/L	206678	1	04/30/2015 23:40	NP
4-Methyl-2-pentanone	BRL	10		ug/L	206678	1	04/30/2015 23:40	NP
Acetone	BRL	50		ug/L	206678	1	04/30/2015 23:40	NP
Benzene	BRL	5.0		ug/L	206678	1	04/30/2015 23:40	NP
Bromodichloromethane	BRL	5.0		ug/L	206678	1	04/30/2015 23:40	NP
Bromoform	BRL	5.0		ug/L	206678	1	04/30/2015 23:40	NP
Bromomethane	BRL	5.0		ug/L	206678	1	04/30/2015 23:40	NP
Carbon disulfide	BRL	5.0		ug/L	206678	1	04/30/2015 23:40	NP
Carbon tetrachloride	BRL	5.0		ug/L	206678	1	04/30/2015 23:40	NP
Chlorobenzene	BRL	5.0		ug/L	206678	1	04/30/2015 23:40	NP
Chloroethane	BRL	10		ug/L	206678	1	04/30/2015 23:40	NP
Chloroform	6.5	5.0		ug/L	206678	1	04/30/2015 23:40	NP
Chloromethane	BRL	10		ug/L	206678	1	04/30/2015 23:40	NP
cis-1,2-Dichloroethene	40	5.0		ug/L	206678	1	04/30/2015 23:40	NP
cis-1,3-Dichloropropene	BRL	5.0		ug/L	206678	1	04/30/2015 23:40	NP
Cyclohexane	BRL	5.0		ug/L	206678	1	04/30/2015 23:40	NP
Dibromochloromethane	BRL	5.0		ug/L	206678	1	04/30/2015 23:40	NP
Dichlorodifluoromethane	BRL	10		ug/L	206678	1	04/30/2015 23:40	NP
Ethylbenzene	BRL	5.0		ug/L	206678	1	04/30/2015 23:40	NP
Freon-113	BRL	10		ug/L	206678	1	04/30/2015 23:40	NP
Isopropylbenzene	BRL	5.0		ug/L	206678	1	04/30/2015 23:40	NP
m,p-Xylene	BRL	5.0		ug/L	206678	1	04/30/2015 23:40	NP
Methyl acetate	BRL	5.0		ug/L	206678	1	04/30/2015 23:40	NP
Methyl tert-butyl ether	BRL	5.0		ug/L	206678	1	04/30/2015 23:40	NP
Methylcyclohexane	BRL	5.0		ug/L	206678	1	04/30/2015 23:40	NP
Methylene chloride	BRL	5.0		ug/L	206678	1	04/30/2015 23:40	NP

Qualifiers:

*	Value exceeds maximum contaminant level	E	Estimated (value above quantitation range)
BRL	Below reporting limit	S	Spike Recovery outside limits due to matrix
H	Holding times for preparation or analysis exceeded	Narr	See case narrative
N	Analyte not NELAC certified	NC	Not confirmed
B	Analyte detected in the associated method blank	<	Less than Result value
>	Greater than Result value	J	Estimated value detected below Reporting Limit

Analytical Environmental Services, Inc **Date:** 8-May-15

Client:	Environmental Planning Specialists, Inc.	**Client Sample ID:**	15119-MW-49C-P
Lab Order	1504P42	**Tag Number:**	
Project Name:	Rheem	**Collection Date:**	4/29/2015 9:20:00 AM
Lab ID:	1504P42-006A	**Matrix:**	Groundwater

Analyses	Result	Reporting Limit	Qual	Units	BatchID	Dilution Factor	Date Analyzed	Analyst
TCL VOLATILE ORGANICS SW8260B				**(SW5030B)**				
o-Xylene	BRL	5.0		ug/L	206678	1	04/30/2015 23:40	NP
Styrene	BRL	5.0		ug/L	206678	1	04/30/2015 23:40	NP
Tetrachloroethene	15	5.0		ug/L	206678	1	04/30/2015 23:40	NP
Toluene	BRL	5.0		ug/L	206678	1	04/30/2015 23:40	NP
trans-1,2-Dichloroethene	BRL	5.0		ug/L	206678	1	04/30/2015 23:40	NP
trans-1,3-Dichloropropene	BRL	5.0		ug/L	206678	1	04/30/2015 23:40	NP
Trichloroethene	9200	500		ug/L	206678	100	05/01/2015 18:31	CG
Trichlorofluoromethane	BRL	5.0		ug/L	206678	1	04/30/2015 23:40	NP
Vinyl chloride	BRL	2.0		ug/L	206678	1	04/30/2015 23:40	NP
Surr: 4-Bromofluorobenzene	78.2	70.6-123		%REC	206678	100	05/01/2015 18:31	CG
Surr: 4-Bromofluorobenzene	92.2	70.6-123		%REC	206678	1	04/30/2015 23:40	NP
Surr: Dibromofluoromethane	110	78.7-124		%REC	206678	100	05/01/2015 18:31	CG
Surr: Dibromofluoromethane	116	78.7-124		%REC	206678	1	04/30/2015 23:40	NP
Surr: Toluene-d8	98.4	81.3-120		%REC	206678	100	05/01/2015 18:31	CG
Surr: Toluene-d8	102	81.3-120		%REC	206678	1	04/30/2015 23:40	NP

Qualifiers:

*	Value exceeds maximum contaminant level	E	Estimated (value above quantitation range)
BRL	Below reporting limit	S	Spike Recovery outside limits due to matrix
H	Holding times for preparation or analysis exceeded	Narr	See case narrative
N	Analyte not NELAC certified	NC	Not confirmed
B	Analyte detected in the associated method blank	<	Less than Result value
>	Greater than Result value	J	Estimated value detected below Reporting Limit

Analytical Environmental Services, Inc **Date:** 8-May-15

Client:	Environmental Planning Specialists, Inc.	**Client Sample ID:**	15119-MW-48A-P
Lab Order	1504P42	**Tag Number:**	
Project Name:	Rheem	**Collection Date:**	4/29/2015 9:37:00 AM
Lab ID:	1504P42-007A	**Matrix:**	Groundwater

Analyses	Result	Reporting Limit	Qual	Units	BatchID	Dilution Factor	Date Analyzed	Analyst
TCL VOLATILE ORGANICS SW8260B					**(SW5030B)**			
1,1,1-Trichloroethane	BRL	2500		ug/L	206678	500	04/30/2015 18:02	NP
1,1,2,2-Tetrachloroethane	BRL	2500		ug/L	206678	500	04/30/2015 18:02	NP
1,1,2-Trichloroethane	BRL	2500		ug/L	206678	500	04/30/2015 18:02	NP
1,1-Dichloroethane	BRL	2500		ug/L	206678	500	04/30/2015 18:02	NP
1,1-Dichloroethene	BRL	2500		ug/L	206678	500	04/30/2015 18:02	NP
1,2,4-Trichlorobenzene	BRL	2500		ug/L	206678	500	04/30/2015 18:02	NP
1,2-Dibromo-3-chloropropane	BRL	2500		ug/L	206678	500	04/30/2015 18:02	NP
1,2-Dibromoethane	BRL	2500		ug/L	206678	500	04/30/2015 18:02	NP
1,2-Dichlorobenzene	BRL	2500		ug/L	206678	500	04/30/2015 18:02	NP
1,2-Dichloroethane	BRL	2500		ug/L	206678	500	04/30/2015 18:02	NP
1,2-Dichloropropane	BRL	2500		ug/L	206678	500	04/30/2015 18:02	NP
1,3-Dichlorobenzene	BRL	2500		ug/L	206678	500	04/30/2015 18:02	NP
1,4-Dichlorobenzene	BRL	2500		ug/L	206678	500	04/30/2015 18:02	NP
2-Butanone	BRL	25000		ug/L	206678	500	04/30/2015 18:02	NP
2-Hexanone	BRL	5000		ug/L	206678	500	04/30/2015 18:02	NP
4-Methyl-2-pentanone	BRL	5000		ug/L	206678	500	04/30/2015 18:02	NP
Acetone	BRL	25000		ug/L	206678	500	04/30/2015 18:02	NP
Benzene	BRL	2500		ug/L	206678	500	04/30/2015 18:02	NP
Bromodichloromethane	BRL	2500		ug/L	206678	500	04/30/2015 18:02	NP
Bromoform	BRL	2500		ug/L	206678	500	04/30/2015 18:02	NP
Bromomethane	BRL	2500		ug/L	206678	500	04/30/2015 18:02	NP
Carbon disulfide	BRL	2500		ug/L	206678	500	04/30/2015 18:02	NP
Carbon tetrachloride	BRL	2500		ug/L	206678	500	04/30/2015 18:02	NP
Chlorobenzene	BRL	2500		ug/L	206678	500	04/30/2015 18:02	NP
Chloroethane	BRL	5000		ug/L	206678	500	04/30/2015 18:02	NP
Chloroform	BRL	2500		ug/L	206678	500	04/30/2015 18:02	NP
Chloromethane	BRL	5000		ug/L	206678	500	04/30/2015 18:02	NP
cis-1,2-Dichloroethene	BRL	2500		ug/L	206678	500	04/30/2015 18:02	NP
cis-1,3-Dichloropropene	BRL	2500		ug/L	206678	500	04/30/2015 18:02	NP
Cyclohexane	BRL	2500		ug/L	206678	500	04/30/2015 18:02	NP
Dibromochloromethane	BRL	2500		ug/L	206678	500	04/30/2015 18:02	NP
Dichlorodifluoromethane	BRL	5000		ug/L	206678	500	04/30/2015 18:02	NP
Ethylbenzene	BRL	2500		ug/L	206678	500	04/30/2015 18:02	NP
Freon-113	BRL	5000		ug/L	206678	500	04/30/2015 18:02	NP
Isopropylbenzene	BRL	2500		ug/L	206678	500	04/30/2015 18:02	NP
m,p-Xylene	BRL	2500		ug/L	206678	500	04/30/2015 18:02	NP
Methyl acetate	BRL	2500		ug/L	206678	500	04/30/2015 18:02	NP
Methyl tert-butyl ether	BRL	2500		ug/L	206678	500	04/30/2015 18:02	NP
Methylcyclohexane	BRL	2500		ug/L	206678	500	04/30/2015 18:02	NP
Methylene chloride	BRL	2500		ug/L	206678	500	04/30/2015 18:02	NP

Qualifiers:

*	Value exceeds maximum contaminant level	E	Estimated (value above quantitation range)
BRL	Below reporting limit	S	Spike Recovery outside limits due to matrix
H	Holding times for preparation or analysis exceeded	Narr	See case narrative
N	Analyte not NELAC certified	NC	Not confirmed
B	Analyte detected in the associated method blank	<	Less than Result value
>	Greater than Result value	J	Estimated value detected below Reporting Limit

Analytical Environmental Services, Inc

Date: 8-May-15

Client:	Environmental Planning Specialists, Inc.	**Client Sample ID:**	15119-MW-48A-P
Lab Order	1504P42	**Tag Number:**	
Project Name:	Rheem	**Collection Date:**	4/29/2015 9:37:00 AM
Lab ID:	1504P42-007A	**Matrix:**	Groundwater

Analyses	Result	Reporting Limit	Qual	Units	BatchID	Dilution Factor	Date Analyzed	Analyst
TCL VOLATILE ORGANICS SW8260B				**(SW5030B)**				
o-Xylene	BRL	2500		ug/L	206678	500	04/30/2015 18:02	NP
Styrene	BRL	2500		ug/L	206678	500	04/30/2015 18:02	NP
Tetrachloroethene	BRL	2500		ug/L	206678	500	04/30/2015 18:02	NP
Toluene	BRL	2500		ug/L	206678	500	04/30/2015 18:02	NP
trans-1,2-Dichloroethene	BRL	2500		ug/L	206678	500	04/30/2015 18:02	NP
trans-1,3-Dichloropropene	BRL	2500		ug/L	206678	500	04/30/2015 18:02	NP
Trichloroethene	15000	2500		ug/L	206678	500	04/30/2015 18:02	NP
Trichlorofluoromethane	BRL	2500		ug/L	206678	500	04/30/2015 18:02	NP
Vinyl chloride	BRL	1000		ug/L	206678	500	04/30/2015 18:02	NP
Surr: 4-Bromofluorobenzene	91.7	70.6-123		%REC	206678	500	04/30/2015 18:02	NP
Surr: Dibromofluoromethane	112	78.7-124		%REC	206678	500	04/30/2015 18:02	NP
Surr: Toluene-d8	101	81.3-120		%REC	206678	500	04/30/2015 18:02	NP

Qualifiers:

*	Value exceeds maximum contaminant level	E	Estimated (value above quantitation range)
BRL	Below reporting limit	S	Spike Recovery outside limits due to matrix
H	Holding times for preparation or analysis exceeded	Narr	See case narrative
N	Analyte not NELAC certified	NC	Not confirmed
B	Analyte detected in the associated method blank	<	Less than Result value
>	Greater than Result value	J	Estimated value detected below Reporting Limit

Analytical Environmental Services, Inc

Date: 8-May-15

Client:	Environmental Planning Specialists, Inc.	**Client Sample ID:**	15119-MW-48B-P
Lab Order	1504P42	**Tag Number:**	
Project Name:	Rheem	**Collection Date:**	4/29/2015 9:42:00 AM
Lab ID:	1504P42-008A	**Matrix:**	Groundwater

Analyses	Result	Reporting Limit	Qual	Units	BatchID	Dilution Factor	Date Analyzed	Analyst
TCL VOLATILE ORGANICS SW8260B				**(SW5030B)**				
1,1,1-Trichloroethane	BRL	2500		ug/L	206678	500	04/30/2015 18:26	NP
1,1,2,2-Tetrachloroethane	BRL	2500		ug/L	206678	500	04/30/2015 18:26	NP
1,1,2-Trichloroethane	BRL	2500		ug/L	206678	500	04/30/2015 18:26	NP
1,1-Dichloroethane	BRL	2500		ug/L	206678	500	04/30/2015 18:26	NP
1,1-Dichloroethene	BRL	2500		ug/L	206678	500	04/30/2015 18:26	NP
1,2,4-Trichlorobenzene	BRL	2500		ug/L	206678	500	04/30/2015 18:26	NP
1,2-Dibromo-3-chloropropane	BRL	2500		ug/L	206678	500	04/30/2015 18:26	NP
1,2-Dibromoethane	BRL	2500		ug/L	206678	500	04/30/2015 18:26	NP
1,2-Dichlorobenzene	BRL	2500		ug/L	206678	500	04/30/2015 18:26	NP
1,2-Dichloroethane	BRL	2500		ug/L	206678	500	04/30/2015 18:26	NP
1,2-Dichloropropane	BRL	2500		ug/L	206678	500	04/30/2015 18:26	NP
1,3-Dichlorobenzene	BRL	2500		ug/L	206678	500	04/30/2015 18:26	NP
1,4-Dichlorobenzene	BRL	2500		ug/L	206678	500	04/30/2015 18:26	NP
2-Butanone	BRL	25000		ug/L	206678	500	04/30/2015 18:26	NP
2-Hexanone	BRL	5000		ug/L	206678	500	04/30/2015 18:26	NP
4-Methyl-2-pentanone	BRL	5000		ug/L	206678	500	04/30/2015 18:26	NP
Acetone	BRL	25000		ug/L	206678	500	04/30/2015 18:26	NP
Benzene	BRL	2500		ug/L	206678	500	04/30/2015 18:26	NP
Bromodichloromethane	BRL	2500		ug/L	206678	500	04/30/2015 18:26	NP
Bromoform	BRL	2500		ug/L	206678	500	04/30/2015 18:26	NP
Bromomethane	BRL	2500		ug/L	206678	500	04/30/2015 18:26	NP
Carbon disulfide	BRL	2500		ug/L	206678	500	04/30/2015 18:26	NP
Carbon tetrachloride	BRL	2500		ug/L	206678	500	04/30/2015 18:26	NP
Chlorobenzene	BRL	2500		ug/L	206678	500	04/30/2015 18:26	NP
Chloroethane	BRL	5000		ug/L	206678	500	04/30/2015 18:26	NP
Chloroform	BRL	2500		ug/L	206678	500	04/30/2015 18:26	NP
Chloromethane	BRL	5000		ug/L	206678	500	04/30/2015 18:26	NP
cis-1,2-Dichloroethene	BRL	2500		ug/L	206678	500	04/30/2015 18:26	NP
cis-1,3-Dichloropropene	BRL	2500		ug/L	206678	500	04/30/2015 18:26	NP
Cyclohexane	BRL	2500		ug/L	206678	500	04/30/2015 18:26	NP
Dibromochloromethane	BRL	2500		ug/L	206678	500	04/30/2015 18:26	NP
Dichlorodifluoromethane	BRL	5000		ug/L	206678	500	04/30/2015 18:26	NP
Ethylbenzene	BRL	2500		ug/L	206678	500	04/30/2015 18:26	NP
Freon-113	BRL	5000		ug/L	206678	500	04/30/2015 18:26	NP
Isopropylbenzene	BRL	2500		ug/L	206678	500	04/30/2015 18:26	NP
m,p-Xylene	BRL	2500		ug/L	206678	500	04/30/2015 18:26	NP
Methyl acetate	BRL	2500		ug/L	206678	500	04/30/2015 18:26	NP
Methyl tert-butyl ether	BRL	2500		ug/L	206678	500	04/30/2015 18:26	NP
Methylcyclohexane	BRL	2500		ug/L	206678	500	04/30/2015 18:26	NP
Methylene chloride	BRL	2500		ug/L	206678	500	04/30/2015 18:26	NP

Qualifiers:

*	Value exceeds maximum contaminant level	E	Estimated (value above quantitation range)
BRL	Below reporting limit	S	Spike Recovery outside limits due to matrix
H	Holding times for preparation or analysis exceeded	Narr	See case narrative
N	Analyte not NELAC certified	NC	Not confirmed
B	Analyte detected in the associated method blank	<	Less than Result value
>	Greater than Result value	J	Estimated value detected below Reporting Limit

Analytical Environmental Services, Inc **Date:** 8-May-15

Client:	Environmental Planning Specialists, Inc.	**Client Sample ID:**	15119-MW-48B-P
Lab Order	1504P42	**Tag Number:**	
Project Name:	Rheem	**Collection Date:**	4/29/2015 9:42:00 AM
Lab ID:	1504P42-008A	**Matrix:**	Groundwater

Analyses	Result	Reporting Limit	Qual	Units	BatchID	Dilution Factor	Date Analyzed	Analyst
TCL VOLATILE ORGANICS SW8260B				**(SW5030B)**				
o-Xylene	BRL	2500		ug/L	206678	500	04/30/2015 18:26	NP
Styrene	BRL	2500		ug/L	206678	500	04/30/2015 18:26	NP
Tetrachloroethene	BRL	2500		ug/L	206678	500	04/30/2015 18:26	NP
Toluene	BRL	2500		ug/L	206678	500	04/30/2015 18:26	NP
trans-1,2-Dichloroethene	BRL	2500		ug/L	206678	500	04/30/2015 18:26	NP
trans-1,3-Dichloropropene	BRL	2500		ug/L	206678	500	04/30/2015 18:26	NP
Trichloroethene	24000	2500		ug/L	206678	500	04/30/2015 18:26	NP
Trichlorofluoromethane	BRL	2500		ug/L	206678	500	04/30/2015 18:26	NP
Vinyl chloride	BRL	1000		ug/L	206678	500	04/30/2015 18:26	NP
Surr: 4-Bromofluorobenzene	91.6	70.6-123		%REC	206678	500	04/30/2015 18:26	NP
Surr: Dibromofluoromethane	108	78.7-124		%REC	206678	500	04/30/2015 18:26	NP
Surr: Toluene-d8	101	81.3-120		%REC	206678	500	04/30/2015 18:26	NP

Qualifiers:

*	Value exceeds maximum contaminant level	E	Estimated (value above quantitation range)
BRL	Below reporting limit	S	Spike Recovery outside limits due to matrix
H	Holding times for preparation or analysis exceeded	Narr	See case narrative
N	Analyte not NELAC certified	NC	Not confirmed
B	Analyte detected in the associated method blank	<	Less than Result value
>	Greater than Result value	J	Estimated value detected below Reporting Limit

Analytical Environmental Services, Inc **Date:** 8-May-15

Client:	Environmental Planning Specialists, Inc.	**Client Sample ID:**	15119-MW-48C-P
Lab Order	1504P42	**Tag Number:**	
Project Name:	Rheem	**Collection Date:**	4/29/2015 9:47:00 AM
Lab ID:	1504P42-009A	**Matrix:**	Groundwater

Analyses	Result	Reporting Limit	Qual	Units	BatchID	Dilution Factor	Date Analyzed	Analyst
TCL VOLATILE ORGANICS SW8260B					**(SW5030B)**			
1,1,1-Trichloroethane	BRL	5.0		ug/L	206678	1	04/30/2015 15:28	NP
1,1,2,2-Tetrachloroethane	BRL	5.0		ug/L	206678	1	04/30/2015 15:28	NP
1,1,2-Trichloroethane	BRL	5.0		ug/L	206678	1	04/30/2015 15:28	NP
1,1-Dichloroethane	BRL	5.0		ug/L	206678	1	04/30/2015 15:28	NP
1,1-Dichloroethene	BRL	5.0		ug/L	206678	1	04/30/2015 15:28	NP
1,2,4-Trichlorobenzene	BRL	5.0		ug/L	206678	1	04/30/2015 15:28	NP
1,2-Dibromo-3-chloropropane	BRL	5.0		ug/L	206678	1	04/30/2015 15:28	NP
1,2-Dibromoethane	BRL	5.0		ug/L	206678	1	04/30/2015 15:28	NP
1,2-Dichlorobenzene	BRL	5.0		ug/L	206678	1	04/30/2015 15:28	NP
1,2-Dichloroethane	BRL	5.0		ug/L	206678	1	04/30/2015 15:28	NP
1,2-Dichloropropane	BRL	5.0		ug/L	206678	1	04/30/2015 15:28	NP
1,3-Dichlorobenzene	BRL	5.0		ug/L	206678	1	04/30/2015 15:28	NP
1,4-Dichlorobenzene	BRL	5.0		ug/L	206678	1	04/30/2015 15:28	NP
2-Butanone	BRL	50		ug/L	206678	1	04/30/2015 15:28	NP
2-Hexanone	BRL	10		ug/L	206678	1	04/30/2015 15:28	NP
4-Methyl-2-pentanone	BRL	10		ug/L	206678	1	04/30/2015 15:28	NP
Acetone	BRL	50		ug/L	206678	1	04/30/2015 15:28	NP
Benzene	BRL	5.0		ug/L	206678	1	04/30/2015 15:28	NP
Bromodichloromethane	BRL	5.0		ug/L	206678	1	04/30/2015 15:28	NP
Bromoform	BRL	5.0		ug/L	206678	1	04/30/2015 15:28	NP
Bromomethane	BRL	5.0		ug/L	206678	1	04/30/2015 15:28	NP
Carbon disulfide	BRL	5.0		ug/L	206678	1	04/30/2015 15:28	NP
Carbon tetrachloride	BRL	5.0		ug/L	206678	1	04/30/2015 15:28	NP
Chlorobenzene	BRL	5.0		ug/L	206678	1	04/30/2015 15:28	NP
Chloroethane	BRL	10		ug/L	206678	1	04/30/2015 15:28	NP
Chloroform	BRL	5.0		ug/L	206678	1	04/30/2015 15:28	NP
Chloromethane	BRL	10		ug/L	206678	1	04/30/2015 15:28	NP
cis-1,2-Dichloroethene	BRL	5.0		ug/L	206678	1	04/30/2015 15:28	NP
cis-1,3-Dichloropropene	BRL	5.0		ug/L	206678	1	04/30/2015 15:28	NP
Cyclohexane	BRL	5.0		ug/L	206678	1	04/30/2015 15:28	NP
Dibromochloromethane	BRL	5.0		ug/L	206678	1	04/30/2015 15:28	NP
Dichlorodifluoromethane	BRL	10		ug/L	206678	1	04/30/2015 15:28	NP
Ethylbenzene	BRL	5.0		ug/L	206678	1	04/30/2015 15:28	NP
Freon-113	BRL	10		ug/L	206678	1	04/30/2015 15:28	NP
Isopropylbenzene	BRL	5.0		ug/L	206678	1	04/30/2015 15:28	NP
m,p-Xylene	BRL	5.0		ug/L	206678	1	04/30/2015 15:28	NP
Methyl acetate	BRL	5.0		ug/L	206678	1	04/30/2015 15:28	NP
Methyl tert-butyl ether	BRL	5.0		ug/L	206678	1	04/30/2015 15:28	NP
Methylcyclohexane	BRL	5.0		ug/L	206678	1	04/30/2015 15:28	NP
Methylene chloride	BRL	5.0		ug/L	206678	1	04/30/2015 15:28	NP

Qualifiers:

*	Value exceeds maximum contaminant level	E	Estimated (value above quantitation range)
BRL	Below reporting limit	S	Spike Recovery outside limits due to matrix
H	Holding times for preparation or analysis exceeded	Narr	See case narrative
N	Analyte not NELAC certified	NC	Not confirmed
B	Analyte detected in the associated method blank	<	Less than Result value
>	Greater than Result value	J	Estimated value detected below Reporting Limit

Analytical Environmental Services, Inc **Date:** 8-May-15

Client:	Environmental Planning Specialists, Inc.	**Client Sample ID:**	15119-MW-48C-P
Lab Order	1504P42	**Tag Number:**	
Project Name:	Rheem	**Collection Date:**	4/29/2015 9:47:00 AM
Lab ID:	1504P42-009A	**Matrix:**	Groundwater

Analyses	Result	Reporting Limit	Qual	Units	BatchID	Dilution Factor	Date Analyzed	Analyst
TCL VOLATILE ORGANICS SW8260B				**(SW5030B)**				
o-Xylene	BRL	5.0		ug/L	206678	1	04/30/2015 15:28	NP
Styrene	BRL	5.0		ug/L	206678	1	04/30/2015 15:28	NP
Tetrachloroethene	BRL	5.0		ug/L	206678	1	04/30/2015 15:28	NP
Toluene	BRL	5.0		ug/L	206678	1	04/30/2015 15:28	NP
trans-1,2-Dichloroethene	BRL	5.0		ug/L	206678	1	04/30/2015 15:28	NP
trans-1,3-Dichloropropene	BRL	5.0		ug/L	206678	1	04/30/2015 15:28	NP
Trichloroethene	7.4	5.0		ug/L	206678	1	04/30/2015 15:28	NP
Trichlorofluoromethane	BRL	5.0		ug/L	206678	1	04/30/2015 15:28	NP
Vinyl chloride	BRL	2.0		ug/L	206678	1	04/30/2015 15:28	NP
Surr: 4-Bromofluorobenzene	90.9	70.6-123		%REC	206678	1	04/30/2015 15:28	NP
Surr: Dibromofluoromethane	109	78.7-124		%REC	206678	1	04/30/2015 15:28	NP
Surr: Toluene-d8	101	81.3-120		%REC	206678	1	04/30/2015 15:28	NP

Qualifiers:

*	Value exceeds maximum contaminant level	E	Estimated (value above quantitation range)
BRL	Below reporting limit	S	Spike Recovery outside limits due to matrix
H	Holding times for preparation or analysis exceeded	Narr	See case narrative
N	Analyte not NELAC certified	NC	Not confirmed
B	Analyte detected in the associated method blank	<	Less than Result value
>	Greater than Result value	J	Estimated value detected below Reporting Limit

Analytical Environmental Services, Inc **Date:** 8-May-15

Client:	Environmental Planning Specialists, Inc.	**Client Sample ID:**	15119-MW-50A-P
Lab Order	1504P42	**Tag Number:**	
Project Name:	Rheem	**Collection Date:**	4/29/2015 10:30:00 AM
Lab ID:	1504P42-010A	**Matrix:**	Groundwater

Analyses	Result	Reporting Limit	Qual	Units	BatchID	Dilution Factor	Date Analyzed	Analyst
TCL VOLATILE ORGANICS SW8260B					**(SW5030B)**			
1,1,1-Trichloroethane	BRL	2500		ug/L	206678	500	04/30/2015 18:50	NP
1,1,2,2-Tetrachloroethane	BRL	2500		ug/L	206678	500	04/30/2015 18:50	NP
1,1,2-Trichloroethane	BRL	2500		ug/L	206678	500	04/30/2015 18:50	NP
1,1-Dichloroethane	BRL	2500		ug/L	206678	500	04/30/2015 18:50	NP
1,1-Dichloroethene	BRL	2500		ug/L	206678	500	04/30/2015 18:50	NP
1,2,4-Trichlorobenzene	BRL	2500		ug/L	206678	500	04/30/2015 18:50	NP
1,2-Dibromo-3-chloropropane	BRL	2500		ug/L	206678	500	04/30/2015 18:50	NP
1,2-Dibromoethane	BRL	2500		ug/L	206678	500	04/30/2015 18:50	NP
1,2-Dichlorobenzene	BRL	2500		ug/L	206678	500	04/30/2015 18:50	NP
1,2-Dichloroethane	BRL	2500		ug/L	206678	500	04/30/2015 18:50	NP
1,2-Dichloropropane	BRL	2500		ug/L	206678	500	04/30/2015 18:50	NP
1,3-Dichlorobenzene	BRL	2500		ug/L	206678	500	04/30/2015 18:50	NP
1,4-Dichlorobenzene	BRL	2500		ug/L	206678	500	04/30/2015 18:50	NP
2-Butanone	BRL	25000		ug/L	206678	500	04/30/2015 18:50	NP
2-Hexanone	BRL	5000		ug/L	206678	500	04/30/2015 18:50	NP
4-Methyl-2-pentanone	BRL	5000		ug/L	206678	500	04/30/2015 18:50	NP
Acetone	BRL	25000		ug/L	206678	500	04/30/2015 18:50	NP
Benzene	BRL	2500		ug/L	206678	500	04/30/2015 18:50	NP
Bromodichloromethane	BRL	2500		ug/L	206678	500	04/30/2015 18:50	NP
Bromoform	BRL	2500		ug/L	206678	500	04/30/2015 18:50	NP
Bromomethane	BRL	2500		ug/L	206678	500	04/30/2015 18:50	NP
Carbon disulfide	BRL	2500		ug/L	206678	500	04/30/2015 18:50	NP
Carbon tetrachloride	BRL	2500		ug/L	206678	500	04/30/2015 18:50	NP
Chlorobenzene	BRL	2500		ug/L	206678	500	04/30/2015 18:50	NP
Chloroethane	BRL	5000		ug/L	206678	500	04/30/2015 18:50	NP
Chloroform	BRL	2500		ug/L	206678	500	04/30/2015 18:50	NP
Chloromethane	BRL	5000		ug/L	206678	500	04/30/2015 18:50	NP
cis-1,2-Dichloroethene	BRL	2500		ug/L	206678	500	04/30/2015 18:50	NP
cis-1,3-Dichloropropene	BRL	2500		ug/L	206678	500	04/30/2015 18:50	NP
Cyclohexane	BRL	2500		ug/L	206678	500	04/30/2015 18:50	NP
Dibromochloromethane	BRL	2500		ug/L	206678	500	04/30/2015 18:50	NP
Dichlorodifluoromethane	BRL	5000		ug/L	206678	500	04/30/2015 18:50	NP
Ethylbenzene	BRL	2500		ug/L	206678	500	04/30/2015 18:50	NP
Freon-113	BRL	5000		ug/L	206678	500	04/30/2015 18:50	NP
Isopropylbenzene	BRL	2500		ug/L	206678	500	04/30/2015 18:50	NP
m,p-Xylene	BRL	2500		ug/L	206678	500	04/30/2015 18:50	NP
Methyl acetate	BRL	2500		ug/L	206678	500	04/30/2015 18:50	NP
Methyl tert-butyl ether	BRL	2500		ug/L	206678	500	04/30/2015 18:50	NP
Methylcyclohexane	BRL	2500		ug/L	206678	500	04/30/2015 18:50	NP
Methylene chloride	BRL	2500		ug/L	206678	500	04/30/2015 18:50	NP

Qualifiers:

*	Value exceeds maximum contaminant level	E	Estimated (value above quantitation range)
BRL	Below reporting limit	S	Spike Recovery outside limits due to matrix
H	Holding times for preparation or analysis exceeded	Narr	See case narrative
N	Analyte not NELAC certified	NC	Not confirmed
B	Analyte detected in the associated method blank	<	Less than Result value
>	Greater than Result value	J	Estimated value detected below Reporting Limit

Analytical Environmental Services, Inc

Date: 8-May-15

Client:	Environmental Planning Specialists, Inc.	**Client Sample ID:**	15119-MW-50A-P
Lab Order	1504P42	**Tag Number:**	
Project Name:	Rheem	**Collection Date:**	4/29/2015 10:30:00 AM
Lab ID:	1504P42-010A	**Matrix:**	Groundwater

Analyses	Result	Reporting Limit	Qual	Units	BatchID	Dilution Factor	Date Analyzed	Analyst
TCL VOLATILE ORGANICS SW8260B				**(SW5030B)**				
o-Xylene	BRL	2500		ug/L	206678	500	04/30/2015 18:50	NP
Styrene	BRL	2500		ug/L	206678	500	04/30/2015 18:50	NP
Tetrachloroethene	BRL	2500		ug/L	206678	500	04/30/2015 18:50	NP
Toluene	BRL	2500		ug/L	206678	500	04/30/2015 18:50	NP
trans-1,2-Dichloroethene	BRL	2500		ug/L	206678	500	04/30/2015 18:50	NP
trans-1,3-Dichloropropene	BRL	2500		ug/L	206678	500	04/30/2015 18:50	NP
Trichloroethene	10000	2500		ug/L	206678	500	04/30/2015 18:50	NP
Trichlorofluoromethane	BRL	2500		ug/L	206678	500	04/30/2015 18:50	NP
Vinyl chloride	BRL	1000		ug/L	206678	500	04/30/2015 18:50	NP
Surr: 4-Bromofluorobenzene	92.5	70.6-123		%REC	206678	500	04/30/2015 18:50	NP
Surr: Dibromofluoromethane	110	78.7-124		%REC	206678	500	04/30/2015 18:50	NP
Surr: Toluene-d8	101	81.3-120		%REC	206678	500	04/30/2015 18:50	NP

Qualifiers:

*	Value exceeds maximum contaminant level	E	Estimated (value above quantitation range)
BRL	Below reporting limit	S	Spike Recovery outside limits due to matrix
H	Holding times for preparation or analysis exceeded	Narr	See case narrative
N	Analyte not NELAC certified	NC	Not confirmed
B	Analyte detected in the associated method blank	<	Less than Result value
>	Greater than Result value	J	Estimated value detected below Reporting Limit

Analytical Environmental Services, Inc

Date: 8-May-15

Client:	Environmental Planning Specialists, Inc.	**Client Sample ID:**	15119-MW-50B-P
Lab Order	1504P42	**Tag Number:**	
Project Name:	Rheem	**Collection Date:**	4/29/2015 10:35:00 AM
Lab ID:	1504P42-011A	**Matrix:**	Groundwater

Analyses	Result	Reporting Limit	Qual	Units	BatchID	Dilution Factor	Date Analyzed	Analyst
TCL VOLATILE ORGANICS SW8260B				**(SW5030B)**				
1,1,1-Trichloroethane	BRL	2500		ug/L	206678	500	04/30/2015 19:14	NP
1,1,2,2-Tetrachloroethane	BRL	2500		ug/L	206678	500	04/30/2015 19:14	NP
1,1,2-Trichloroethane	BRL	2500		ug/L	206678	500	04/30/2015 19:14	NP
1,1-Dichloroethane	BRL	2500		ug/L	206678	500	04/30/2015 19:14	NP
1,1-Dichloroethene	BRL	2500		ug/L	206678	500	04/30/2015 19:14	NP
1,2,4-Trichlorobenzene	BRL	2500		ug/L	206678	500	04/30/2015 19:14	NP
1,2-Dibromo-3-chloropropane	BRL	2500		ug/L	206678	500	04/30/2015 19:14	NP
1,2-Dibromoethane	BRL	2500		ug/L	206678	500	04/30/2015 19:14	NP
1,2-Dichlorobenzene	BRL	2500		ug/L	206678	500	04/30/2015 19:14	NP
1,2-Dichloroethane	BRL	2500		ug/L	206678	500	04/30/2015 19:14	NP
1,2-Dichloropropane	BRL	2500		ug/L	206678	500	04/30/2015 19:14	NP
1,3-Dichlorobenzene	BRL	2500		ug/L	206678	500	04/30/2015 19:14	NP
1,4-Dichlorobenzene	BRL	2500		ug/L	206678	500	04/30/2015 19:14	NP
2-Butanone	BRL	25000		ug/L	206678	500	04/30/2015 19:14	NP
2-Hexanone	BRL	5000		ug/L	206678	500	04/30/2015 19:14	NP
4-Methyl-2-pentanone	BRL	5000		ug/L	206678	500	04/30/2015 19:14	NP
Acetone	BRL	25000		ug/L	206678	500	04/30/2015 19:14	NP
Benzene	BRL	2500		ug/L	206678	500	04/30/2015 19:14	NP
Bromodichloromethane	BRL	2500		ug/L	206678	500	04/30/2015 19:14	NP
Bromoform	BRL	2500		ug/L	206678	500	04/30/2015 19:14	NP
Bromomethane	BRL	2500		ug/L	206678	500	04/30/2015 19:14	NP
Carbon disulfide	BRL	2500		ug/L	206678	500	04/30/2015 19:14	NP
Carbon tetrachloride	BRL	2500		ug/L	206678	500	04/30/2015 19:14	NP
Chlorobenzene	BRL	2500		ug/L	206678	500	04/30/2015 19:14	NP
Chloroethane	BRL	5000		ug/L	206678	500	04/30/2015 19:14	NP
Chloroform	BRL	2500		ug/L	206678	500	04/30/2015 19:14	NP
Chloromethane	BRL	5000		ug/L	206678	500	04/30/2015 19:14	NP
cis-1,2-Dichloroethene	BRL	2500		ug/L	206678	500	04/30/2015 19:14	NP
cis-1,3-Dichloropropene	BRL	2500		ug/L	206678	500	04/30/2015 19:14	NP
Cyclohexane	BRL	2500		ug/L	206678	500	04/30/2015 19:14	NP
Dibromochloromethane	BRL	2500		ug/L	206678	500	04/30/2015 19:14	NP
Dichlorodifluoromethane	BRL	5000		ug/L	206678	500	04/30/2015 19:14	NP
Ethylbenzene	BRL	2500		ug/L	206678	500	04/30/2015 19:14	NP
Freon-113	BRL	5000		ug/L	206678	500	04/30/2015 19:14	NP
Isopropylbenzene	BRL	2500		ug/L	206678	500	04/30/2015 19:14	NP
m,p-Xylene	BRL	2500		ug/L	206678	500	04/30/2015 19:14	NP
Methyl acetate	BRL	2500		ug/L	206678	500	04/30/2015 19:14	NP
Methyl tert-butyl ether	BRL	2500		ug/L	206678	500	04/30/2015 19:14	NP
Methylcyclohexane	BRL	2500		ug/L	206678	500	04/30/2015 19:14	NP
Methylene chloride	BRL	2500		ug/L	206678	500	04/30/2015 19:14	NP

Qualifiers:

*	Value exceeds maximum contaminant level	E	Estimated (value above quantitation range)
BRL	Below reporting limit	S	Spike Recovery outside limits due to matrix
H	Holding times for preparation or analysis exceeded	Narr	See case narrative
N	Analyte not NELAC certified	NC	Not confirmed
B	Analyte detected in the associated method blank	<	Less than Result value
>	Greater than Result value	J	Estimated value detected below Reporting Limit

Analytical Environmental Services, Inc **Date:** 8-May-15

Client:	Environmental Planning Specialists, Inc.	**Client Sample ID:**	15119-MW-50B-P
Lab Order	1504P42	**Tag Number:**	
Project Name:	Rheem	**Collection Date:**	4/29/2015 10:35:00 AM
Lab ID:	1504P42-011A	**Matrix:**	Groundwater

Analyses	Result	Reporting Limit	Qual	Units	BatchID	Dilution Factor	Date Analyzed	Analyst
TCL VOLATILE ORGANICS SW8260B				**(SW5030B)**				
o-Xylene	BRL	2500		ug/L	206678	500	04/30/2015 19:14	NP
Styrene	BRL	2500		ug/L	206678	500	04/30/2015 19:14	NP
Tetrachloroethene	BRL	2500		ug/L	206678	500	04/30/2015 19:14	NP
Toluene	BRL	2500		ug/L	206678	500	04/30/2015 19:14	NP
trans-1,2-Dichloroethene	BRL	2500		ug/L	206678	500	04/30/2015 19:14	NP
trans-1,3-Dichloropropene	BRL	2500		ug/L	206678	500	04/30/2015 19:14	NP
Trichloroethene	13000	2500		ug/L	206678	500	04/30/2015 19:14	NP
Trichlorofluoromethane	BRL	2500		ug/L	206678	500	04/30/2015 19:14	NP
Vinyl chloride	BRL	1000		ug/L	206678	500	04/30/2015 19:14	NP
Surr: 4-Bromofluorobenzene	90.6	70.6-123		%REC	206678	500	04/30/2015 19:14	NP
Surr: Dibromofluoromethane	115	78.7-124		%REC	206678	500	04/30/2015 19:14	NP
Surr: Toluene-d8	102	81.3-120		%REC	206678	500	04/30/2015 19:14	NP

Qualifiers:

*	Value exceeds maximum contaminant level	E	Estimated (value above quantitation range)
BRL	Below reporting limit	S	Spike Recovery outside limits due to matrix
H	Holding times for preparation or analysis exceeded	Narr	See case narrative
N	Analyte not NELAC certified	NC	Not confirmed
B	Analyte detected in the associated method blank	<	Less than Result value
>	Greater than Result value	J	Estimated value detected below Reporting Limit

Analytical Environmental Services, Inc

Date: 8-May-15

Client:	Environmental Planning Specialists, Inc.	**Client Sample ID:**	15119-MW-50C-P
Lab Order	1504P42	**Tag Number:**	
Project Name:	Rheem	**Collection Date:**	4/29/2015 10:40:00 AM
Lab ID:	1504P42-012A	**Matrix:**	Groundwater

Analyses	Result	Reporting Limit	Qual	Units	BatchID	Dilution Factor	Date Analyzed	Analyst
TCL VOLATILE ORGANICS SW8260B					**(SW5030B)**			
1,1,1-Trichloroethane	BRL	5.0		ug/L	206678	1	05/01/2015 20:07	CG
1,1,2,2-Tetrachloroethane	BRL	5.0		ug/L	206678	1	05/01/2015 20:07	CG
1,1,2-Trichloroethane	BRL	5.0		ug/L	206678	1	05/01/2015 20:07	CG
1,1-Dichloroethane	BRL	5.0		ug/L	206678	1	05/01/2015 20:07	CG
1,1-Dichloroethene	8.5	5.0		ug/L	206678	1	05/01/2015 20:07	CG
1,2,4-Trichlorobenzene	BRL	5.0		ug/L	206678	1	05/01/2015 20:07	CG
1,2-Dibromo-3-chloropropane	BRL	5.0		ug/L	206678	1	05/01/2015 20:07	CG
1,2-Dibromoethane	BRL	5.0		ug/L	206678	1	05/01/2015 20:07	CG
1,2-Dichlorobenzene	BRL	5.0		ug/L	206678	1	05/01/2015 20:07	CG
1,2-Dichloroethane	BRL	5.0		ug/L	206678	1	05/01/2015 20:07	CG
1,2-Dichloropropane	BRL	5.0		ug/L	206678	1	05/01/2015 20:07	CG
1,3-Dichlorobenzene	BRL	5.0		ug/L	206678	1	05/01/2015 20:07	CG
1,4-Dichlorobenzene	BRL	5.0		ug/L	206678	1	05/01/2015 20:07	CG
2-Butanone	BRL	50		ug/L	206678	1	05/01/2015 20:07	CG
2-Hexanone	BRL	10		ug/L	206678	1	05/01/2015 20:07	CG
4-Methyl-2-pentanone	BRL	10		ug/L	206678	1	05/01/2015 20:07	CG
Acetone	BRL	50		ug/L	206678	1	05/01/2015 20:07	CG
Benzene	BRL	5.0		ug/L	206678	1	05/01/2015 20:07	CG
Bromodichloromethane	BRL	5.0		ug/L	206678	1	05/01/2015 20:07	CG
Bromoform	BRL	5.0		ug/L	206678	1	05/01/2015 20:07	CG
Bromomethane	BRL	5.0		ug/L	206678	1	05/01/2015 20:07	CG
Carbon disulfide	BRL	5.0		ug/L	206678	1	05/01/2015 20:07	CG
Carbon tetrachloride	BRL	5.0		ug/L	206678	1	05/01/2015 20:07	CG
Chlorobenzene	BRL	5.0		ug/L	206678	1	05/01/2015 20:07	CG
Chloroethane	BRL	10		ug/L	206678	1	05/01/2015 20:07	CG
Chloroform	8.5	5.0		ug/L	206678	1	05/01/2015 20:07	CG
Chloromethane	BRL	10		ug/L	206678	1	05/01/2015 20:07	CG
cis-1,2-Dichloroethene	100	5.0		ug/L	206678	1	05/01/2015 20:07	CG
cis-1,3-Dichloropropene	BRL	5.0		ug/L	206678	1	05/01/2015 20:07	CG
Cyclohexane	BRL	5.0		ug/L	206678	1	05/01/2015 20:07	CG
Dibromochloromethane	BRL	5.0		ug/L	206678	1	05/01/2015 20:07	CG
Dichlorodifluoromethane	BRL	10		ug/L	206678	1	05/01/2015 20:07	CG
Ethylbenzene	BRL	5.0		ug/L	206678	1	05/01/2015 20:07	CG
Freon-113	BRL	10		ug/L	206678	1	05/01/2015 20:07	CG
Isopropylbenzene	BRL	5.0		ug/L	206678	1	05/01/2015 20:07	CG
m,p-Xylene	BRL	5.0		ug/L	206678	1	05/01/2015 20:07	CG
Methyl acetate	BRL	5.0		ug/L	206678	1	05/01/2015 20:07	CG
Methyl tert-butyl ether	BRL	5.0		ug/L	206678	1	05/01/2015 20:07	CG
Methylcyclohexane	BRL	5.0		ug/L	206678	1	05/01/2015 20:07	CG
Methylene chloride	BRL	5.0		ug/L	206678	1	05/01/2015 20:07	CG

Qualifiers:

- * Value exceeds maximum contaminant level
- BRL Below reporting limit
- H Holding times for preparation or analysis exceeded
- N Analyte not NELAC certified
- B Analyte detected in the associated method blank
- > Greater than Result value
- E Estimated (value above quantitation range)
- S Spike Recovery outside limits due to matrix
- Narr See case narrative
- NC Not confirmed
- < Less than Result value
- J Estimated value detected below Reporting Limit

Analytical Environmental Services, Inc

Date: 8-May-15

Client:	Environmental Planning Specialists, Inc.	**Client Sample ID:**	15119-MW-50C-P
Lab Order	1504P42	**Tag Number:**	
Project Name:	Rheem	**Collection Date:**	4/29/2015 10:40:00 AM
Lab ID:	1504P42-012A	**Matrix:**	Groundwater

Analyses	Result	Reporting Limit	Qual	Units	BatchID	Dilution Factor	Date Analyzed	Analyst
TCL VOLATILE ORGANICS SW8260B					**(SW5030B)**			
o-Xylene	BRL	5.0		ug/L	206678	1	05/01/2015 20:07	CG
Styrene	BRL	5.0		ug/L	206678	1	05/01/2015 20:07	CG
Tetrachloroethene	BRL	5.0		ug/L	206678	1	05/01/2015 20:07	CG
Toluene	BRL	5.0		ug/L	206678	1	05/01/2015 20:07	CG
trans-1,2-Dichloroethene	BRL	5.0		ug/L	206678	1	05/01/2015 20:07	CG
trans-1,3-Dichloropropene	BRL	5.0		ug/L	206678	1	05/01/2015 20:07	CG
Trichloroethene	3800	500		ug/L	206678	100	04/30/2015 19:37	NP
Trichlorofluoromethane	BRL	5.0		ug/L	206678	1	05/01/2015 20:07	CG
Vinyl chloride	BRL	2.0		ug/L	206678	1	05/01/2015 20:07	CG
Surr: 4-Bromofluorobenzene	77	70.6-123		%REC	206678	1	05/01/2015 20:07	CG
Surr: 4-Bromofluorobenzene	89.6	70.6-123		%REC	206678	100	04/30/2015 19:37	NP
Surr: Dibromofluoromethane	113	78.7-124		%REC	206678	1	05/01/2015 20:07	CG
Surr: Dibromofluoromethane	115	78.7-124		%REC	206678	100	04/30/2015 19:37	NP
Surr: Toluene-d8	99.6	81.3-120		%REC	206678	1	05/01/2015 20:07	CG
Surr: Toluene-d8	103	81.3-120		%REC	206678	100	04/30/2015 19:37	NP

Qualifiers:

*	Value exceeds maximum contaminant level	E	Estimated (value above quantitation range)
BRL	Below reporting limit	S	Spike Recovery outside limits due to matrix
H	Holding times for preparation or analysis exceeded	Narr	See case narrative
N	Analyte not NELAC certified	NC	Not confirmed
B	Analyte detected in the associated method blank	<	Less than Result value
>	Greater than Result value	J	Estimated value detected below Reporting Limit

Analytical Environmental Services, Inc

Date: 8-May-15

Client:	Environmental Planning Specialists, Inc.	**Client Sample ID:**	15119-MW-51A-P
Lab Order	1504P42	**Tag Number:**	
Project Name:	Rheem	**Collection Date:**	4/29/2015 11:05:00 AM
Lab ID:	1504P42-013A	**Matrix:**	Groundwater

Analyses	Result	Reporting Limit	Qual	Units	BatchID	Dilution Factor	Date Analyzed	Analyst
TCL VOLATILE ORGANICS SW8260B				**(SW5030B)**				
1,1,1-Trichloroethane	BRL	5.0		ug/L	206678	1	05/01/2015 20:30	CG
1,1,2,2-Tetrachloroethane	BRL	5.0		ug/L	206678	1	05/01/2015 20:30	CG
1,1,2-Trichloroethane	BRL	5.0		ug/L	206678	1	05/01/2015 20:30	CG
1,1-Dichloroethane	BRL	5.0		ug/L	206678	1	05/01/2015 20:30	CG
1,1-Dichloroethene	13	5.0		ug/L	206678	1	05/01/2015 20:30	CG
1,2,4-Trichlorobenzene	BRL	5.0		ug/L	206678	1	05/01/2015 20:30	CG
1,2-Dibromo-3-chloropropane	BRL	5.0		ug/L	206678	1	05/01/2015 20:30	CG
1,2-Dibromoethane	BRL	5.0		ug/L	206678	1	05/01/2015 20:30	CG
1,2-Dichlorobenzene	BRL	5.0		ug/L	206678	1	05/01/2015 20:30	CG
1,2-Dichloroethane	BRL	5.0		ug/L	206678	1	05/01/2015 20:30	CG
1,2-Dichloropropane	BRL	5.0		ug/L	206678	1	05/01/2015 20:30	CG
1,3-Dichlorobenzene	BRL	5.0		ug/L	206678	1	05/01/2015 20:30	CG
1,4-Dichlorobenzene	BRL	5.0		ug/L	206678	1	05/01/2015 20:30	CG
2-Butanone	BRL	50		ug/L	206678	1	05/01/2015 20:30	CG
2-Hexanone	BRL	10		ug/L	206678	1	05/01/2015 20:30	CG
4-Methyl-2-pentanone	BRL	10		ug/L	206678	1	05/01/2015 20:30	CG
Acetone	BRL	50		ug/L	206678	1	05/01/2015 20:30	CG
Benzene	BRL	5.0		ug/L	206678	1	05/01/2015 20:30	CG
Bromodichloromethane	BRL	5.0		ug/L	206678	1	05/01/2015 20:30	CG
Bromoform	BRL	5.0		ug/L	206678	1	05/01/2015 20:30	CG
Bromomethane	BRL	5.0		ug/L	206678	1	05/01/2015 20:30	CG
Carbon disulfide	BRL	5.0		ug/L	206678	1	05/01/2015 20:30	CG
Carbon tetrachloride	BRL	5.0		ug/L	206678	1	05/01/2015 20:30	CG
Chlorobenzene	BRL	5.0		ug/L	206678	1	05/01/2015 20:30	CG
Chloroethane	BRL	10		ug/L	206678	1	05/01/2015 20:30	CG
Chloroform	BRL	5.0		ug/L	206678	1	05/01/2015 20:30	CG
Chloromethane	BRL	10		ug/L	206678	1	05/01/2015 20:30	CG
cis-1,2-Dichloroethene	24	5.0		ug/L	206678	1	05/01/2015 20:30	CG
cis-1,3-Dichloropropene	BRL	5.0		ug/L	206678	1	05/01/2015 20:30	CG
Cyclohexane	BRL	5.0		ug/L	206678	1	05/01/2015 20:30	CG
Dibromochloromethane	BRL	5.0		ug/L	206678	1	05/01/2015 20:30	CG
Dichlorodifluoromethane	BRL	10		ug/L	206678	1	05/01/2015 20:30	CG
Ethylbenzene	BRL	5.0		ug/L	206678	1	05/01/2015 20:30	CG
Freon-113	BRL	10		ug/L	206678	1	05/01/2015 20:30	CG
Isopropylbenzene	BRL	5.0		ug/L	206678	1	05/01/2015 20:30	CG
m,p-Xylene	BRL	5.0		ug/L	206678	1	05/01/2015 20:30	CG
Methyl acetate	BRL	5.0		ug/L	206678	1	05/01/2015 20:30	CG
Methyl tert-butyl ether	BRL	5.0		ug/L	206678	1	05/01/2015 20:30	CG
Methylcyclohexane	BRL	5.0		ug/L	206678	1	05/01/2015 20:30	CG
Methylene chloride	BRL	5.0		ug/L	206678	1	05/01/2015 20:30	CG

Qualifiers:

- * Value exceeds maximum contaminant level
- BRL Below reporting limit
- H Holding times for preparation or analysis exceeded
- N Analyte not NELAC certified
- B Analyte detected in the associated method blank
- > Greater than Result value
- E Estimated (value above quantitation range)
- S Spike Recovery outside limits due to matrix
- Narr See case narrative
- NC Not confirmed
- < Less than Result value
- J Estimated value detected below Reporting Limit

Analytical Environmental Services, Inc **Date:** 8-May-15

Client:	Environmental Planning Specialists, Inc.	**Client Sample ID:**	15119-MW-51A-P
Lab Order	1504P42	**Tag Number:**	
Project Name:	Rheem	**Collection Date:**	4/29/2015 11:05:00 AM
Lab ID:	1504P42-013A	**Matrix:**	Groundwater

Analyses	Result	Reporting Limit	Qual	Units	BatchID	Dilution Factor	Date Analyzed	Analyst
TCL VOLATILE ORGANICS SW8260B					**(SW5030B)**			
o-Xylene	BRL	5.0		ug/L	206678	1	05/01/2015 20:30	CG
Styrene	BRL	5.0		ug/L	206678	1	05/01/2015 20:30	CG
Tetrachloroethene	BRL	5.0		ug/L	206678	1	05/01/2015 20:30	CG
Toluene	BRL	5.0		ug/L	206678	1	05/01/2015 20:30	CG
trans-1,2-Dichloroethene	BRL	5.0		ug/L	206678	1	05/01/2015 20:30	CG
trans-1,3-Dichloropropene	BRL	5.0		ug/L	206678	1	05/01/2015 20:30	CG
Trichloroethene	7300	500		ug/L	206678	100	04/30/2015 20:01	NP
Trichlorofluoromethane	BRL	5.0		ug/L	206678	1	05/01/2015 20:30	CG
Vinyl chloride	BRL	2.0		ug/L	206678	1	05/01/2015 20:30	CG
Surr: 4-Bromofluorobenzene	74.7	70.6-123		%REC	206678	1	05/01/2015 20:30	CG
Surr: 4-Bromofluorobenzene	93.3	70.6-123		%REC	206678	100	04/30/2015 20:01	NP
Surr: Dibromofluoromethane	111	78.7-124		%REC	206678	1	05/01/2015 20:30	CG
Surr: Dibromofluoromethane	113	78.7-124		%REC	206678	100	04/30/2015 20:01	NP
Surr: Toluene-d8	99.5	81.3-120		%REC	206678	1	05/01/2015 20:30	CG
Surr: Toluene-d8	101	81.3-120		%REC	206678	100	04/30/2015 20:01	NP

Qualifiers:

*	Value exceeds maximum contaminant level	E	Estimated (value above quantitation range)
BRL	Below reporting limit	S	Spike Recovery outside limits due to matrix
H	Holding times for preparation or analysis exceeded	Narr	See case narrative
N	Analyte not NELAC certified	NC	Not confirmed
B	Analyte detected in the associated method blank	<	Less than Result value
>	Greater than Result value	J	Estimated value detected below Reporting Limit

Analytical Environmental Services, Inc

Date: 8-May-15

Client:	Environmental Planning Specialists, Inc.	**Client Sample ID:**	15119-MW-51B-P
Lab Order	1504P42	**Tag Number:**	
Project Name:	Rheem	**Collection Date:**	4/29/2015 11:10:00 AM
Lab ID:	1504P42-014A	**Matrix:**	Groundwater

Analyses	Result	Reporting Limit	Qual	Units	BatchID	Dilution Factor	Date Analyzed	Analyst
TCL VOLATILE ORGANICS SW8260B				**(SW5030B)**				
1,1,1-Trichloroethane	BRL	5.0		ug/L	206678	1	05/01/2015 19:19	CG
1,1,2,2-Tetrachloroethane	BRL	5.0		ug/L	206678	1	05/01/2015 19:19	CG
1,1,2-Trichloroethane	BRL	5.0		ug/L	206678	1	05/01/2015 19:19	CG
1,1-Dichloroethane	BRL	5.0		ug/L	206678	1	05/01/2015 19:19	CG
1,1-Dichloroethene	5.3	5.0		ug/L	206678	1	05/01/2015 19:19	CG
1,2,4-Trichlorobenzene	BRL	5.0		ug/L	206678	1	05/01/2015 19:19	CG
1,2-Dibromo-3-chloropropane	BRL	5.0		ug/L	206678	1	05/01/2015 19:19	CG
1,2-Dibromoethane	BRL	5.0		ug/L	206678	1	05/01/2015 19:19	CG
1,2-Dichlorobenzene	BRL	5.0		ug/L	206678	1	05/01/2015 19:19	CG
1,2-Dichloroethane	BRL	5.0		ug/L	206678	1	05/01/2015 19:19	CG
1,2-Dichloropropane	BRL	5.0		ug/L	206678	1	05/01/2015 19:19	CG
1,3-Dichlorobenzene	BRL	5.0		ug/L	206678	1	05/01/2015 19:19	CG
1,4-Dichlorobenzene	BRL	5.0		ug/L	206678	1	05/01/2015 19:19	CG
2-Butanone	BRL	50		ug/L	206678	1	05/01/2015 19:19	CG
2-Hexanone	BRL	10		ug/L	206678	1	05/01/2015 19:19	CG
4-Methyl-2-pentanone	BRL	10		ug/L	206678	1	05/01/2015 19:19	CG
Acetone	BRL	50		ug/L	206678	1	05/01/2015 19:19	CG
Benzene	BRL	5.0		ug/L	206678	1	05/01/2015 19:19	CG
Bromodichloromethane	BRL	5.0		ug/L	206678	1	05/01/2015 19:19	CG
Bromoform	BRL	5.0		ug/L	206678	1	05/01/2015 19:19	CG
Bromomethane	BRL	5.0		ug/L	206678	1	05/01/2015 19:19	CG
Carbon disulfide	BRL	5.0		ug/L	206678	1	05/01/2015 19:19	CG
Carbon tetrachloride	BRL	5.0		ug/L	206678	1	05/01/2015 19:19	CG
Chlorobenzene	BRL	5.0		ug/L	206678	1	05/01/2015 19:19	CG
Chloroethane	BRL	10		ug/L	206678	1	05/01/2015 19:19	CG
Chloroform	BRL	5.0		ug/L	206678	1	05/01/2015 19:19	CG
Chloromethane	BRL	10		ug/L	206678	1	05/01/2015 19:19	CG
cis-1,2-Dichloroethene	15	5.0		ug/L	206678	1	05/01/2015 19:19	CG
cis-1,3-Dichloropropene	BRL	5.0		ug/L	206678	1	05/01/2015 19:19	CG
Cyclohexane	BRL	5.0		ug/L	206678	1	05/01/2015 19:19	CG
Dibromochloromethane	BRL	5.0		ug/L	206678	1	05/01/2015 19:19	CG
Dichlorodifluoromethane	BRL	10		ug/L	206678	1	05/01/2015 19:19	CG
Ethylbenzene	BRL	5.0		ug/L	206678	1	05/01/2015 19:19	CG
Freon-113	BRL	10		ug/L	206678	1	05/01/2015 19:19	CG
Isopropylbenzene	BRL	5.0		ug/L	206678	1	05/01/2015 19:19	CG
m,p-Xylene	BRL	5.0		ug/L	206678	1	05/01/2015 19:19	CG
Methyl acetate	BRL	5.0		ug/L	206678	1	05/01/2015 19:19	CG
Methyl tert-butyl ether	BRL	5.0		ug/L	206678	1	05/01/2015 19:19	CG
Methylcyclohexane	BRL	5.0		ug/L	206678	1	05/01/2015 19:19	CG
Methylene chloride	BRL	5.0		ug/L	206678	1	05/01/2015 19:19	CG

Qualifiers:

*	Value exceeds maximum contaminant level	E	Estimated (value above quantitation range)
BRL	Below reporting limit	S	Spike Recovery outside limits due to matrix
H	Holding times for preparation or analysis exceeded	Narr	See case narrative
N	Analyte not NELAC certified	NC	Not confirmed
B	Analyte detected in the associated method blank	<	Less than Result value
>	Greater than Result value	J	Estimated value detected below Reporting Limit

Analytical Environmental Services, Inc **Date:** 8-May-15

Client:	Environmental Planning Specialists, Inc.	**Client Sample ID:**	15119-MW-51B-P
Lab Order	1504P42	**Tag Number:**	
Project Name:	Rheem	**Collection Date:**	4/29/2015 11:10:00 AM
Lab ID:	1504P42-014A	**Matrix:**	Groundwater

Analyses	Result	Reporting Limit	Qual	Units	BatchID	Dilution Factor	Date Analyzed	Analyst
TCL VOLATILE ORGANICS SW8260B				**(SW5030B)**				
o-Xylene	BRL	5.0		ug/L	206678	1	05/01/2015 19:19	CG
Styrene	BRL	5.0		ug/L	206678	1	05/01/2015 19:19	CG
Tetrachloroethene	BRL	5.0		ug/L	206678	1	05/01/2015 19:19	CG
Toluene	BRL	5.0		ug/L	206678	1	05/01/2015 19:19	CG
trans-1,2-Dichloroethene	BRL	5.0		ug/L	206678	1	05/01/2015 19:19	CG
trans-1,3-Dichloropropene	BRL	5.0		ug/L	206678	1	05/01/2015 19:19	CG
Trichloroethene	7400	500		ug/L	206678	100	04/30/2015 20:26	NP
Trichlorofluoromethane	BRL	5.0		ug/L	206678	1	05/01/2015 19:19	CG
Vinyl chloride	BRL	2.0		ug/L	206678	1	05/01/2015 19:19	CG
Surr: 4-Bromofluorobenzene	78	70.6-123		%REC	206678	1	05/01/2015 19:19	CG
Surr: 4-Bromofluorobenzene	90	70.6-123		%REC	206678	100	04/30/2015 20:26	NP
Surr: Dibromofluoromethane	111	78.7-124		%REC	206678	1	05/01/2015 19:19	CG
Surr: Dibromofluoromethane	112	78.7-124		%REC	206678	100	04/30/2015 20:26	NP
Surr: Toluene-d8	101	81.3-120		%REC	206678	100	04/30/2015 20:26	NP
Surr: Toluene-d8	103	81.3-120		%REC	206678	1	05/01/2015 19:19	CG

Qualifiers:

*	Value exceeds maximum contaminant level	E	Estimated (value above quantitation range)
BRL	Below reporting limit	S	Spike Recovery outside limits due to matrix
H	Holding times for preparation or analysis exceeded	Narr	See case narrative
N	Analyte not NELAC certified	NC	Not confirmed
B	Analyte detected in the associated method blank	<	Less than Result value
>	Greater than Result value	J	Estimated value detected below Reporting Limit

Analytical Environmental Services, Inc

Date: 8-May-15

Client:	Environmental Planning Specialists, Inc.	**Client Sample ID:**	15119-MW-51C-P
Lab Order	1504P42	**Tag Number:**	
Project Name:	Rheem	**Collection Date:**	4/29/2015 11:15:00 AM
Lab ID:	1504P42-015A	**Matrix:**	Groundwater

Analyses	Result	Reporting Limit	Qual	Units	BatchID	Dilution Factor	Date Analyzed	Analyst
TCL VOLATILE ORGANICS SW8260B					**(SW5030B)**			
1,1,1-Trichloroethane	BRL	5.0		ug/L	206678	1	05/01/2015 19:43	CG
1,1,2,2-Tetrachloroethane	BRL	5.0		ug/L	206678	1	05/01/2015 19:43	CG
1,1,2-Trichloroethane	BRL	5.0		ug/L	206678	1	05/01/2015 19:43	CG
1,1-Dichloroethane	BRL	5.0		ug/L	206678	1	05/01/2015 19:43	CG
1,1-Dichloroethene	BRL	5.0		ug/L	206678	1	05/01/2015 19:43	CG
1,2,4-Trichlorobenzene	BRL	5.0		ug/L	206678	1	05/01/2015 19:43	CG
1,2-Dibromo-3-chloropropane	BRL	5.0		ug/L	206678	1	05/01/2015 19:43	CG
1,2-Dibromoethane	BRL	5.0		ug/L	206678	1	05/01/2015 19:43	CG
1,2-Dichlorobenzene	BRL	5.0		ug/L	206678	1	05/01/2015 19:43	CG
1,2-Dichloroethane	BRL	5.0		ug/L	206678	1	05/01/2015 19:43	CG
1,2-Dichloropropane	BRL	5.0		ug/L	206678	1	05/01/2015 19:43	CG
1,3-Dichlorobenzene	BRL	5.0		ug/L	206678	1	05/01/2015 19:43	CG
1,4-Dichlorobenzene	BRL	5.0		ug/L	206678	1	05/01/2015 19:43	CG
2-Butanone	BRL	50		ug/L	206678	1	05/01/2015 19:43	CG
2-Hexanone	BRL	10		ug/L	206678	1	05/01/2015 19:43	CG
4-Methyl-2-pentanone	BRL	10		ug/L	206678	1	05/01/2015 19:43	CG
Acetone	BRL	50		ug/L	206678	1	05/01/2015 19:43	CG
Benzene	BRL	5.0		ug/L	206678	1	05/01/2015 19:43	CG
Bromodichloromethane	BRL	5.0		ug/L	206678	1	05/01/2015 19:43	CG
Bromoform	BRL	5.0		ug/L	206678	1	05/01/2015 19:43	CG
Bromomethane	BRL	5.0		ug/L	206678	1	05/01/2015 19:43	CG
Carbon disulfide	BRL	5.0		ug/L	206678	1	05/01/2015 19:43	CG
Carbon tetrachloride	BRL	5.0		ug/L	206678	1	05/01/2015 19:43	CG
Chlorobenzene	BRL	5.0		ug/L	206678	1	05/01/2015 19:43	CG
Chloroethane	BRL	10		ug/L	206678	1	05/01/2015 19:43	CG
Chloroform	19	5.0		ug/L	206678	1	05/01/2015 19:43	CG
Chloromethane	BRL	10		ug/L	206678	1	05/01/2015 19:43	CG
cis-1,2-Dichloroethene	48	5.0		ug/L	206678	1	05/01/2015 19:43	CG
cis-1,3-Dichloropropene	BRL	5.0		ug/L	206678	1	05/01/2015 19:43	CG
Cyclohexane	BRL	5.0		ug/L	206678	1	05/01/2015 19:43	CG
Dibromochloromethane	BRL	5.0		ug/L	206678	1	05/01/2015 19:43	CG
Dichlorodifluoromethane	BRL	10		ug/L	206678	1	05/01/2015 19:43	CG
Ethylbenzene	BRL	5.0		ug/L	206678	1	05/01/2015 19:43	CG
Freon-113	BRL	10		ug/L	206678	1	05/01/2015 19:43	CG
Isopropylbenzene	BRL	5.0		ug/L	206678	1	05/01/2015 19:43	CG
m,p-Xylene	BRL	5.0		ug/L	206678	1	05/01/2015 19:43	CG
Methyl acetate	BRL	5.0		ug/L	206678	1	05/01/2015 19:43	CG
Methyl tert-butyl ether	BRL	5.0		ug/L	206678	1	05/01/2015 19:43	CG
Methylcyclohexane	BRL	5.0		ug/L	206678	1	05/01/2015 19:43	CG
Methylene chloride	BRL	5.0		ug/L	206678	1	05/01/2015 19:43	CG

Qualifiers:

*	Value exceeds maximum contaminant level	E	Estimated (value above quantitation range)
BRL	Below reporting limit	S	Spike Recovery outside limits due to matrix
H	Holding times for preparation or analysis exceeded	Narr	See case narrative
N	Analyte not NELAC certified	NC	Not confirmed
B	Analyte detected in the associated method blank	<	Less than Result value
>	Greater than Result value	J	Estimated value detected below Reporting Limit

Analytical Environmental Services, Inc **Date:** 8-May-15

Client:	Environmental Planning Specialists, Inc.	**Client Sample ID:**	15119-MW-51C-P
Lab Order	1504P42	**Tag Number:**	
Project Name:	Rheem	**Collection Date:**	4/29/2015 11:15:00 AM
Lab ID:	1504P42-015A	**Matrix:**	Groundwater

Analyses	Result	Reporting Limit	Qual	Units	BatchID	Dilution Factor	Date Analyzed	Analyst
TCL VOLATILE ORGANICS SW8260B				**(SW5030B)**				
o-Xylene	BRL	5.0		ug/L	206678	1	05/01/2015 19:43	CG
Styrene	BRL	5.0		ug/L	206678	1	05/01/2015 19:43	CG
Tetrachloroethene	BRL	5.0		ug/L	206678	1	05/01/2015 19:43	CG
Toluene	BRL	5.0		ug/L	206678	1	05/01/2015 19:43	CG
trans-1,2-Dichloroethene	BRL	5.0		ug/L	206678	1	05/01/2015 19:43	CG
trans-1,3-Dichloropropene	BRL	5.0		ug/L	206678	1	05/01/2015 19:43	CG
Trichloroethene	5900	500		ug/L	206678	100	04/30/2015 20:50	NP
Trichlorofluoromethane	BRL	5.0		ug/L	206678	1	05/01/2015 19:43	CG
Vinyl chloride	BRL	2.0		ug/L	206678	1	05/01/2015 19:43	CG
Surr: 4-Bromofluorobenzene	77	70.6-123		%REC	206678	1	05/01/2015 19:43	CG
Surr: 4-Bromofluorobenzene	93.6	70.6-123		%REC	206678	100	04/30/2015 20:50	NP
Surr: Dibromofluoromethane	113	78.7-124		%REC	206678	1	05/01/2015 19:43	CG
Surr: Dibromofluoromethane	115	78.7-124		%REC	206678	100	04/30/2015 20:50	NP
Surr: Toluene-d8	101	81.3-120		%REC	206678	1	05/01/2015 19:43	CG
Surr: Toluene-d8	103	81.3-120		%REC	206678	100	04/30/2015 20:50	NP

Qualifiers:

*	Value exceeds maximum contaminant level	E	Estimated (value above quantitation range)
BRL	Below reporting limit	S	Spike Recovery outside limits due to matrix
H	Holding times for preparation or analysis exceeded	Narr	See case narrative
N	Analyte not NELAC certified	NC	Not confirmed
B	Analyte detected in the associated method blank	<	Less than Result value
>	Greater than Result value	J	Estimated value detected below Reporting Limit

Analytical Environmental Services, Inc

Date: 8-May-15

Client:	Environmental Planning Specialists, Inc.	**Client Sample ID:**	15119-BLANK-P
Lab Order	1504P42	**Tag Number:**	
Project Name:	Rheem	**Collection Date:**	4/29/2015 1:54:00 PM
Lab ID:	1504P42-023A	**Matrix:**	Aqueous

Analyses	Result	Reporting Limit	Qual	Units	BatchID	Dilution Factor	Date Analyzed	Analyst
TCL VOLATILE ORGANICS SW8260B					**(SW5030B)**			
1,1,1-Trichloroethane	BRL	5.0		ug/L	206677	1	05/01/2015 18:07	CG
1,1,2,2-Tetrachloroethane	BRL	5.0		ug/L	206677	1	05/01/2015 18:07	CG
1,1,2-Trichloroethane	BRL	5.0		ug/L	206677	1	05/01/2015 18:07	CG
1,1-Dichloroethane	BRL	5.0		ug/L	206677	1	05/01/2015 18:07	CG
1,1-Dichloroethene	BRL	5.0		ug/L	206677	1	05/01/2015 18:07	CG
1,2,4-Trichlorobenzene	BRL	5.0		ug/L	206677	1	05/01/2015 18:07	CG
1,2-Dibromo-3-chloropropane	BRL	5.0		ug/L	206677	1	05/01/2015 18:07	CG
1,2-Dibromoethane	BRL	5.0		ug/L	206677	1	05/01/2015 18:07	CG
1,2-Dichlorobenzene	BRL	5.0		ug/L	206677	1	05/01/2015 18:07	CG
1,2-Dichloroethane	BRL	5.0		ug/L	206677	1	05/01/2015 18:07	CG
1,2-Dichloropropane	BRL	5.0		ug/L	206677	1	05/01/2015 18:07	CG
1,3-Dichlorobenzene	BRL	5.0		ug/L	206677	1	05/01/2015 18:07	CG
1,4-Dichlorobenzene	BRL	5.0		ug/L	206677	1	05/01/2015 18:07	CG
2-Butanone	BRL	50		ug/L	206677	1	05/01/2015 18:07	CG
2-Hexanone	BRL	10		ug/L	206677	1	05/01/2015 18:07	CG
4-Methyl-2-pentanone	BRL	10		ug/L	206677	1	05/01/2015 18:07	CG
Acetone	BRL	50		ug/L	206677	1	05/01/2015 18:07	CG
Benzene	BRL	5.0		ug/L	206677	1	05/01/2015 18:07	CG
Bromodichloromethane	BRL	5.0		ug/L	206677	1	05/01/2015 18:07	CG
Bromoform	BRL	5.0		ug/L	206677	1	05/01/2015 18:07	CG
Bromomethane	BRL	5.0		ug/L	206677	1	05/01/2015 18:07	CG
Carbon disulfide	BRL	5.0		ug/L	206677	1	05/01/2015 18:07	CG
Carbon tetrachloride	BRL	5.0		ug/L	206677	1	05/01/2015 18:07	CG
Chlorobenzene	BRL	5.0		ug/L	206677	1	05/01/2015 18:07	CG
Chloroethane	BRL	10		ug/L	206677	1	05/01/2015 18:07	CG
Chloroform	BRL	5.0		ug/L	206677	1	05/01/2015 18:07	CG
Chloromethane	BRL	10		ug/L	206677	1	05/01/2015 18:07	CG
cis-1,2-Dichloroethene	BRL	5.0		ug/L	206677	1	05/01/2015 18:07	CG
cis-1,3-Dichloropropene	BRL	5.0		ug/L	206677	1	05/01/2015 18:07	CG
Cyclohexane	BRL	5.0		ug/L	206677	1	05/01/2015 18:07	CG
Dibromochloromethane	BRL	5.0		ug/L	206677	1	05/01/2015 18:07	CG
Dichlorodifluoromethane	BRL	10		ug/L	206677	1	05/01/2015 18:07	CG
Ethylbenzene	BRL	5.0		ug/L	206677	1	05/01/2015 18:07	CG
Freon-113	BRL	10		ug/L	206677	1	05/01/2015 18:07	CG
Isopropylbenzene	BRL	5.0		ug/L	206677	1	05/01/2015 18:07	CG
m,p-Xylene	BRL	5.0		ug/L	206677	1	05/01/2015 18:07	CG
Methyl acetate	BRL	5.0		ug/L	206677	1	05/01/2015 18:07	CG
Methyl tert-butyl ether	BRL	5.0		ug/L	206677	1	05/01/2015 18:07	CG
Methylcyclohexane	BRL	5.0		ug/L	206677	1	05/01/2015 18:07	CG
Methylene chloride	BRL	5.0		ug/L	206677	1	05/01/2015 18:07	CG

Qualifiers:

*	Value exceeds maximum contaminant level	E	Estimated (value above quantitation range)
BRL	Below reporting limit	S	Spike Recovery outside limits due to matrix
H	Holding times for preparation or analysis exceeded	Narr	See case narrative
N	Analyte not NELAC certified	NC	Not confirmed
B	Analyte detected in the associated method blank	<	Less than Result value
>	Greater than Result value	J	Estimated value detected below Reporting Limit

Analytical Environmental Services, Inc

Date: 8-May-15

Client:	Environmental Planning Specialists, Inc.	**Client Sample ID:**	15119-BLANK-P
Lab Order	1504P42	**Tag Number:**	
Project Name:	Rheem	**Collection Date:**	4/29/2015 1:54:00 PM
Lab ID:	1504P42-023A	**Matrix:**	Aqueous

Analyses	Result	Reporting Limit	Qual	Units	BatchID	Dilution Factor	Date Analyzed	Analyst
TCL VOLATILE ORGANICS SW8260B					**(SW5030B)**			
o-Xylene	BRL	5.0		ug/L	206677	1	05/01/2015 18:07	CG
Styrene	BRL	5.0		ug/L	206677	1	05/01/2015 18:07	CG
Tetrachloroethene	BRL	5.0		ug/L	206677	1	05/01/2015 18:07	CG
Toluene	BRL	5.0		ug/L	206677	1	05/01/2015 18:07	CG
trans-1,2-Dichloroethene	BRL	5.0		ug/L	206677	1	05/01/2015 18:07	CG
trans-1,3-Dichloropropene	BRL	5.0		ug/L	206677	1	05/01/2015 18:07	CG
Trichloroethene	BRL	5.0		ug/L	206677	1	05/01/2015 18:07	CG
Trichlorofluoromethane	BRL	5.0		ug/L	206677	1	05/01/2015 18:07	CG
Vinyl chloride	BRL	2.0		ug/L	206677	1	05/01/2015 18:07	CG
Surr: 4-Bromofluorobenzene	81	70.6-123		%REC	206677	1	05/01/2015 18:07	CG
Surr: Dibromofluoromethane	108	78.7-124		%REC	206677	1	05/01/2015 18:07	CG
Surr: Toluene-d8	97.7	81.3-120		%REC	206677	1	05/01/2015 18:07	CG

Qualifiers:

*	Value exceeds maximum contaminant level	E	Estimated (value above quantitation range)
BRL	Below reporting limit	S	Spike Recovery outside limits due to matrix
H	Holding times for preparation or analysis exceeded	Narr	See case narrative
N	Analyte not NELAC certified	NC	Not confirmed
B	Analyte detected in the associated method blank	<	Less than Result value
>	Greater than Result value	J	Estimated value detected below Reporting Limit

Analytical Environmental Services, Inc **Date:** 8-May-15

Client:	Environmental Planning Specialists, Inc.	**Client Sample ID:**	15119-MW-52A-P
Lab Order	1504P42	**Tag Number:**	
Project Name:	Rheem	**Collection Date:**	4/29/2015 2:10:00 PM
Lab ID:	1504P42-024A	**Matrix:**	Groundwater

Analyses	Result	Reporting Limit	Qual	Units	BatchID	Dilution Factor	Date Analyzed	Analyst
TCL VOLATILE ORGANICS SW8260B					**(SW5030B)**			
1,1,1-Trichloroethane	BRL	5.0		ug/L	206677	1	04/30/2015 17:02	TH
1,1,2,2-Tetrachloroethane	BRL	5.0		ug/L	206677	1	04/30/2015 17:02	TH
1,1,2-Trichloroethane	BRL	5.0		ug/L	206677	1	04/30/2015 17:02	TH
1,1-Dichloroethane	BRL	5.0		ug/L	206677	1	04/30/2015 17:02	TH
1,1-Dichloroethene	BRL	5.0		ug/L	206677	1	04/30/2015 17:02	TH
1,2,4-Trichlorobenzene	BRL	5.0		ug/L	206677	1	04/30/2015 17:02	TH
1,2-Dibromo-3-chloropropane	BRL	5.0		ug/L	206677	1	04/30/2015 17:02	TH
1,2-Dibromoethane	BRL	5.0		ug/L	206677	1	04/30/2015 17:02	TH
1,2-Dichlorobenzene	BRL	5.0		ug/L	206677	1	04/30/2015 17:02	TH
1,2-Dichloroethane	BRL	5.0		ug/L	206677	1	04/30/2015 17:02	TH
1,2-Dichloropropane	BRL	5.0		ug/L	206677	1	04/30/2015 17:02	TH
1,3-Dichlorobenzene	BRL	5.0		ug/L	206677	1	04/30/2015 17:02	TH
1,4-Dichlorobenzene	BRL	5.0		ug/L	206677	1	04/30/2015 17:02	TH
2-Butanone	BRL	50		ug/L	206677	1	04/30/2015 17:02	TH
2-Hexanone	BRL	10		ug/L	206677	1	04/30/2015 17:02	TH
4-Methyl-2-pentanone	BRL	10		ug/L	206677	1	04/30/2015 17:02	TH
Acetone	BRL	50		ug/L	206677	1	04/30/2015 17:02	TH
Benzene	BRL	5.0		ug/L	206677	1	04/30/2015 17:02	TH
Bromodichloromethane	BRL	5.0		ug/L	206677	1	04/30/2015 17:02	TH
Bromoform	BRL	5.0		ug/L	206677	1	04/30/2015 17:02	TH
Bromomethane	BRL	5.0		ug/L	206677	1	04/30/2015 17:02	TH
Carbon disulfide	BRL	5.0		ug/L	206677	1	04/30/2015 17:02	TH
Carbon tetrachloride	BRL	5.0		ug/L	206677	1	04/30/2015 17:02	TH
Chlorobenzene	BRL	5.0		ug/L	206677	1	04/30/2015 17:02	TH
Chloroethane	BRL	10		ug/L	206677	1	04/30/2015 17:02	TH
Chloroform	BRL	5.0		ug/L	206677	1	04/30/2015 17:02	TH
Chloromethane	BRL	10		ug/L	206677	1	04/30/2015 17:02	TH
cis-1,2-Dichloroethene	89	5.0		ug/L	206677	1	04/30/2015 17:02	TH
cis-1,3-Dichloropropene	BRL	5.0		ug/L	206677	1	04/30/2015 17:02	TH
Cyclohexane	BRL	5.0		ug/L	206677	1	04/30/2015 17:02	TH
Dibromochloromethane	BRL	5.0		ug/L	206677	1	04/30/2015 17:02	TH
Dichlorodifluoromethane	BRL	10		ug/L	206677	1	04/30/2015 17:02	TH
Ethylbenzene	BRL	5.0		ug/L	206677	1	04/30/2015 17:02	TH
Freon-113	BRL	10		ug/L	206677	1	04/30/2015 17:02	TH
Isopropylbenzene	BRL	5.0		ug/L	206677	1	04/30/2015 17:02	TH
m,p-Xylene	BRL	5.0		ug/L	206677	1	04/30/2015 17:02	TH
Methyl acetate	BRL	5.0		ug/L	206677	1	04/30/2015 17:02	TH
Methyl tert-butyl ether	BRL	5.0		ug/L	206677	1	04/30/2015 17:02	TH
Methylcyclohexane	BRL	5.0		ug/L	206677	1	04/30/2015 17:02	TH
Methylene chloride	BRL	5.0		ug/L	206677	1	04/30/2015 17:02	TH

Qualifiers:

*	Value exceeds maximum contaminant level	E	Estimated (value above quantitation range)
BRL	Below reporting limit	S	Spike Recovery outside limits due to matrix
H	Holding times for preparation or analysis exceeded	Narr	See case narrative
N	Analyte not NELAC certified	NC	Not confirmed
B	Analyte detected in the associated method blank	<	Less than Result value
>	Greater than Result value	J	Estimated value detected below Reporting Limit

Analytical Environmental Services, Inc **Date:** 8-May-15

Client:	Environmental Planning Specialists, Inc.	**Client Sample ID:**	15119-MW-52A-P
Lab Order	1504P42	**Tag Number:**	
Project Name:	Rheem	**Collection Date:**	4/29/2015 2:10:00 PM
Lab ID:	1504P42-024A	**Matrix:**	Groundwater

Analyses	Result	Reporting Limit	Qual	Units	BatchID	Dilution Factor	Date Analyzed	Analyst
TCL VOLATILE ORGANICS SW8260B				**(SW5030B)**				
o-Xylene	BRL	5.0		ug/L	206677	1	04/30/2015 17:02	TH
Styrene	BRL	5.0		ug/L	206677	1	04/30/2015 17:02	TH
Tetrachloroethene	BRL	5.0		ug/L	206677	1	04/30/2015 17:02	TH
Toluene	BRL	5.0		ug/L	206677	1	04/30/2015 17:02	TH
trans-1,2-Dichloroethene	BRL	5.0		ug/L	206677	1	04/30/2015 17:02	TH
trans-1,3-Dichloropropene	BRL	5.0		ug/L	206677	1	04/30/2015 17:02	TH
Trichloroethene	890	50		ug/L	206677	10	05/01/2015 21:17	CG
Trichlorofluoromethane	BRL	5.0		ug/L	206677	1	04/30/2015 17:02	TH
Vinyl chloride	BRL	2.0		ug/L	206677	1	04/30/2015 17:02	TH
Surr: 4-Bromofluorobenzene	77.9	70.6-123		%REC	206677	10	05/01/2015 21:17	CG
Surr: 4-Bromofluorobenzene	86.7	70.6-123		%REC	206677	1	04/30/2015 17:02	TH
Surr: Dibromofluoromethane	107	78.7-124		%REC	206677	1	04/30/2015 17:02	TH
Surr: Dibromofluoromethane	123	78.7-124		%REC	206677	10	05/01/2015 21:17	CG
Surr: Toluene-d8	99.2	81.3-120		%REC	206677	1	04/30/2015 17:02	TH
Surr: Toluene-d8	102	81.3-120		%REC	206677	10	05/01/2015 21:17	CG

Qualifiers:

*	Value exceeds maximum contaminant level	E	Estimated (value above quantitation range)
BRL	Below reporting limit	S	Spike Recovery outside limits due to matrix
H	Holding times for preparation or analysis exceeded	Narr	See case narrative
N	Analyte not NELAC certified	NC	Not confirmed
B	Analyte detected in the associated method blank	<	Less than Result value
>	Greater than Result value	J	Estimated value detected below Reporting Limit

Analytical Environmental Services, Inc **Date:** 8-May-15

Client:	Environmental Planning Specialists, Inc.	**Client Sample ID:**	15119-MW-52B-P
Lab Order	1504P42	**Tag Number:**	
Project Name:	Rheem	**Collection Date:**	4/29/2015 2:15:00 PM
Lab ID:	1504P42-025A	**Matrix:**	Groundwater

Analyses	Result	Reporting Limit	Qual	Units	BatchID	Dilution Factor	Date Analyzed	Analyst
TCL VOLATILE ORGANICS SW8260B					**(SW5030B)**			
1,1,1-Trichloroethane	BRL	5.0		ug/L	206677	1	04/30/2015 16:37	TH
1,1,2,2-Tetrachloroethane	BRL	5.0		ug/L	206677	1	04/30/2015 16:37	TH
1,1,2-Trichloroethane	BRL	5.0		ug/L	206677	1	04/30/2015 16:37	TH
1,1-Dichloroethane	BRL	5.0		ug/L	206677	1	04/30/2015 16:37	TH
1,1-Dichloroethene	22	5.0		ug/L	206677	1	04/30/2015 16:37	TH
1,2,4-Trichlorobenzene	BRL	5.0		ug/L	206677	1	04/30/2015 16:37	TH
1,2-Dibromo-3-chloropropane	BRL	5.0		ug/L	206677	1	04/30/2015 16:37	TH
1,2-Dibromoethane	BRL	5.0		ug/L	206677	1	04/30/2015 16:37	TH
1,2-Dichlorobenzene	BRL	5.0		ug/L	206677	1	04/30/2015 16:37	TH
1,2-Dichloroethane	BRL	5.0		ug/L	206677	1	04/30/2015 16:37	TH
1,2-Dichloropropane	BRL	5.0		ug/L	206677	1	04/30/2015 16:37	TH
1,3-Dichlorobenzene	BRL	5.0		ug/L	206677	1	04/30/2015 16:37	TH
1,4-Dichlorobenzene	BRL	5.0		ug/L	206677	1	04/30/2015 16:37	TH
2-Butanone	BRL	50		ug/L	206677	1	04/30/2015 16:37	TH
2-Hexanone	BRL	10		ug/L	206677	1	04/30/2015 16:37	TH
4-Methyl-2-pentanone	BRL	10		ug/L	206677	1	04/30/2015 16:37	TH
Acetone	BRL	50		ug/L	206677	1	04/30/2015 16:37	TH
Benzene	BRL	5.0		ug/L	206677	1	04/30/2015 16:37	TH
Bromodichloromethane	BRL	5.0		ug/L	206677	1	04/30/2015 16:37	TH
Bromoform	BRL	5.0		ug/L	206677	1	04/30/2015 16:37	TH
Bromomethane	BRL	5.0		ug/L	206677	1	04/30/2015 16:37	TH
Carbon disulfide	BRL	5.0		ug/L	206677	1	04/30/2015 16:37	TH
Carbon tetrachloride	BRL	5.0		ug/L	206677	1	04/30/2015 16:37	TH
Chlorobenzene	BRL	5.0		ug/L	206677	1	04/30/2015 16:37	TH
Chloroethane	BRL	10		ug/L	206677	1	04/30/2015 16:37	TH
Chloroform	6.5	5.0		ug/L	206677	1	04/30/2015 16:37	TH
Chloromethane	BRL	10		ug/L	206677	1	04/30/2015 16:37	TH
cis-1,2-Dichloroethene	13	5.0		ug/L	206677	1	04/30/2015 16:37	TH
cis-1,3-Dichloropropene	BRL	5.0		ug/L	206677	1	04/30/2015 16:37	TH
Cyclohexane	BRL	5.0		ug/L	206677	1	04/30/2015 16:37	TH
Dibromochloromethane	BRL	5.0		ug/L	206677	1	04/30/2015 16:37	TH
Dichlorodifluoromethane	BRL	10		ug/L	206677	1	04/30/2015 16:37	TH
Ethylbenzene	BRL	5.0		ug/L	206677	1	04/30/2015 16:37	TH
Freon-113	BRL	10		ug/L	206677	1	04/30/2015 16:37	TH
Isopropylbenzene	BRL	5.0		ug/L	206677	1	04/30/2015 16:37	TH
m,p-Xylene	BRL	5.0		ug/L	206677	1	04/30/2015 16:37	TH
Methyl acetate	BRL	5.0		ug/L	206677	1	04/30/2015 16:37	TH
Methyl tert-butyl ether	BRL	5.0		ug/L	206677	1	04/30/2015 16:37	TH
Methylcyclohexane	BRL	5.0		ug/L	206677	1	04/30/2015 16:37	TH
Methylene chloride	BRL	5.0		ug/L	206677	1	04/30/2015 16:37	TH

Qualifiers:

*	Value exceeds maximum contaminant level	E	Estimated (value above quantitation range)
BRL	Below reporting limit	S	Spike Recovery outside limits due to matrix
H	Holding times for preparation or analysis exceeded	Narr	See case narrative
N	Analyte not NELAC certified	NC	Not confirmed
B	Analyte detected in the associated method blank	<	Less than Result value
>	Greater than Result value	J	Estimated value detected below Reporting Limit

Analytical Environmental Services, Inc

Date: 8-May-15

Client:	Environmental Planning Specialists, Inc.	**Client Sample ID:**	15119-MW-52B-P
Lab Order	1504P42	**Tag Number:**	
Project Name:	Rheem	**Collection Date:**	4/29/2015 2:15:00 PM
Lab ID:	1504P42-025A	**Matrix:**	Groundwater

Analyses	Result	Reporting Limit	Qual	Units	BatchID	Dilution Factor	Date Analyzed	Analyst
TCL VOLATILE ORGANICS SW8260B				**(SW5030B)**				
o-Xylene	BRL	5.0		ug/L	206677	1	04/30/2015 16:37	TH
Styrene	BRL	5.0		ug/L	206677	1	04/30/2015 16:37	TH
Tetrachloroethene	6.2	5.0		ug/L	206677	1	04/30/2015 16:37	TH
Toluene	BRL	5.0		ug/L	206677	1	04/30/2015 16:37	TH
trans-1,2-Dichloroethene	BRL	5.0		ug/L	206677	1	04/30/2015 16:37	TH
trans-1,3-Dichloropropene	BRL	5.0		ug/L	206677	1	04/30/2015 16:37	TH
Trichloroethene	120	5.0		ug/L	206677	1	04/30/2015 16:37	TH
Trichlorofluoromethane	BRL	5.0		ug/L	206677	1	04/30/2015 16:37	TH
Vinyl chloride	BRL	2.0		ug/L	206677	1	04/30/2015 16:37	TH
Surr: 4-Bromofluorobenzene	86	70.6-123		%REC	206677	1	04/30/2015 16:37	TH
Surr: Dibromofluoromethane	111	78.7-124		%REC	206677	1	04/30/2015 16:37	TH
Surr: Toluene-d8	101	81.3-120		%REC	206677	1	04/30/2015 16:37	TH

Qualifiers:

*	Value exceeds maximum contaminant level	E	Estimated (value above quantitation range)
BRL	Below reporting limit	S	Spike Recovery outside limits due to matrix
H	Holding times for preparation or analysis exceeded	Narr	See case narrative
N	Analyte not NELAC certified	NC	Not confirmed
B	Analyte detected in the associated method blank	<	Less than Result value
>	Greater than Result value	J	Estimated value detected below Reporting Limit

Analytical Environmental Services, Inc **Date:** 8-May-15

Client:	Environmental Planning Specialists, Inc.	**Client Sample ID:**	15119-MW-52C-P
Lab Order	1504P42	**Tag Number:**	
Project Name:	Rheem	**Collection Date:**	4/29/2015 2:20:00 PM
Lab ID:	1504P42-026A	**Matrix:**	Groundwater

Analyses	Result	Reporting Limit	Qual	Units	BatchID	Dilution Factor	Date Analyzed	Analyst
TCL VOLATILE ORGANICS SW8260B					**(SW5030B)**			
1,1,1-Trichloroethane	BRL	5.0		ug/L	206677	1	04/30/2015 16:13	TH
1,1,2,2-Tetrachloroethane	BRL	5.0		ug/L	206677	1	04/30/2015 16:13	TH
1,1,2-Trichloroethane	BRL	5.0		ug/L	206677	1	04/30/2015 16:13	TH
1,1-Dichloroethane	BRL	5.0		ug/L	206677	1	04/30/2015 16:13	TH
1,1-Dichloroethene	43	5.0		ug/L	206677	1	04/30/2015 16:13	TH
1,2,4-Trichlorobenzene	BRL	5.0		ug/L	206677	1	04/30/2015 16:13	TH
1,2-Dibromo-3-chloropropane	BRL	5.0		ug/L	206677	1	04/30/2015 16:13	TH
1,2-Dibromoethane	BRL	5.0		ug/L	206677	1	04/30/2015 16:13	TH
1,2-Dichlorobenzene	BRL	5.0		ug/L	206677	1	04/30/2015 16:13	TH
1,2-Dichloroethane	BRL	5.0		ug/L	206677	1	04/30/2015 16:13	TH
1,2-Dichloropropane	BRL	5.0		ug/L	206677	1	04/30/2015 16:13	TH
1,3-Dichlorobenzene	BRL	5.0		ug/L	206677	1	04/30/2015 16:13	TH
1,4-Dichlorobenzene	BRL	5.0		ug/L	206677	1	04/30/2015 16:13	TH
2-Butanone	BRL	50		ug/L	206677	1	04/30/2015 16:13	TH
2-Hexanone	BRL	10		ug/L	206677	1	04/30/2015 16:13	TH
4-Methyl-2-pentanone	BRL	10		ug/L	206677	1	04/30/2015 16:13	TH
Acetone	BRL	50		ug/L	206677	1	04/30/2015 16:13	TH
Benzene	BRL	5.0		ug/L	206677	1	04/30/2015 16:13	TH
Bromodichloromethane	BRL	5.0		ug/L	206677	1	04/30/2015 16:13	TH
Bromoform	BRL	5.0		ug/L	206677	1	04/30/2015 16:13	TH
Bromomethane	BRL	5.0		ug/L	206677	1	04/30/2015 16:13	TH
Carbon disulfide	BRL	5.0		ug/L	206677	1	04/30/2015 16:13	TH
Carbon tetrachloride	BRL	5.0		ug/L	206677	1	04/30/2015 16:13	TH
Chlorobenzene	BRL	5.0		ug/L	206677	1	04/30/2015 16:13	TH
Chloroethane	BRL	10		ug/L	206677	1	04/30/2015 16:13	TH
Chloroform	9.4	5.0		ug/L	206677	1	04/30/2015 16:13	TH
Chloromethane	BRL	10		ug/L	206677	1	04/30/2015 16:13	TH
cis-1,2-Dichloroethene	BRL	5.0		ug/L	206677	1	04/30/2015 16:13	TH
cis-1,3-Dichloropropene	BRL	5.0		ug/L	206677	1	04/30/2015 16:13	TH
Cyclohexane	BRL	5.0		ug/L	206677	1	04/30/2015 16:13	TH
Dibromochloromethane	BRL	5.0		ug/L	206677	1	04/30/2015 16:13	TH
Dichlorodifluoromethane	BRL	10		ug/L	206677	1	04/30/2015 16:13	TH
Ethylbenzene	BRL	5.0		ug/L	206677	1	04/30/2015 16:13	TH
Freon-113	BRL	10		ug/L	206677	1	04/30/2015 16:13	TH
Isopropylbenzene	BRL	5.0		ug/L	206677	1	04/30/2015 16:13	TH
m,p-Xylene	BRL	5.0		ug/L	206677	1	04/30/2015 16:13	TH
Methyl acetate	BRL	5.0		ug/L	206677	1	04/30/2015 16:13	TH
Methyl tert-butyl ether	BRL	5.0		ug/L	206677	1	04/30/2015 16:13	TH
Methylcyclohexane	BRL	5.0		ug/L	206677	1	04/30/2015 16:13	TH
Methylene chloride	BRL	5.0		ug/L	206677	1	04/30/2015 16:13	TH

Qualifiers:

*	Value exceeds maximum contaminant level	E	Estimated (value above quantitation range)
BRL	Below reporting limit	S	Spike Recovery outside limits due to matrix
H	Holding times for preparation or analysis exceeded	Narr	See case narrative
N	Analyte not NELAC certified	NC	Not confirmed
B	Analyte detected in the associated method blank	<	Less than Result value
>	Greater than Result value	J	Estimated value detected below Reporting Limit

Analytical Environmental Services, Inc

Date: 8-May-15

Client:	Environmental Planning Specialists, Inc.	**Client Sample ID:**	15119-MW-52C-P
Lab Order	1504P42	**Tag Number:**	
Project Name:	Rheem	**Collection Date:**	4/29/2015 2:20:00 PM
Lab ID:	1504P42-026A	**Matrix:**	Groundwater

Analyses	Result	Reporting Limit	Qual	Units	BatchID	Dilution Factor	Date Analyzed	Analyst
TCL VOLATILE ORGANICS SW8260B				**(SW5030B)**				
o-Xylene	BRL	5.0		ug/L	206677	1	04/30/2015 16:13	TH
Styrene	BRL	5.0		ug/L	206677	1	04/30/2015 16:13	TH
Tetrachloroethene	26	5.0		ug/L	206677	1	04/30/2015 16:13	TH
Toluene	BRL	5.0		ug/L	206677	1	04/30/2015 16:13	TH
trans-1,2-Dichloroethene	BRL	5.0		ug/L	206677	1	04/30/2015 16:13	TH
trans-1,3-Dichloropropene	BRL	5.0		ug/L	206677	1	04/30/2015 16:13	TH
Trichloroethene	BRL	5.0		ug/L	206677	1	04/30/2015 16:13	TH
Trichlorofluoromethane	BRL	5.0		ug/L	206677	1	04/30/2015 16:13	TH
Vinyl chloride	BRL	2.0		ug/L	206677	1	04/30/2015 16:13	TH
Surr: 4-Bromofluorobenzene	83.6	70.6-123		%REC	206677	1	04/30/2015 16:13	TH
Surr: Dibromofluoromethane	109	78.7-124		%REC	206677	1	04/30/2015 16:13	TH
Surr: Toluene-d8	101	81.3-120		%REC	206677	1	04/30/2015 16:13	TH

Qualifiers:

*	Value exceeds maximum contaminant level	E	Estimated (value above quantitation range)
BRL	Below reporting limit	S	Spike Recovery outside limits due to matrix
H	Holding times for preparation or analysis exceeded	Narr	See case narrative
N	Analyte not NELAC certified	NC	Not confirmed
B	Analyte detected in the associated method blank	<	Less than Result value
>	Greater than Result value	J	Estimated value detected below Reporting Limit

Analytical Environmental Services, Inc

Date: 8-May-15

Client:	Environmental Planning Specialists, Inc.	**Client Sample ID:**	TRIP BLANK
Lab Order	1504P42	**Tag Number:**	
Project Name:	Rheem	**Collection Date:**	4/29/2015
Lab ID:	1504P42-027A	**Matrix:**	Aqueous

Analyses	Result	Reporting Limit	Qual	Units	BatchID	Dilution Factor	Date Analyzed	Analyst
TCL VOLATILE ORGANICS SW8260B				**(SW5030B)**				
1,1,1-Trichloroethane	BRL	5.0		ug/L	206677	1	04/30/2015 13:15	TH
1,1,2,2-Tetrachloroethane	BRL	5.0		ug/L	206677	1	04/30/2015 13:15	TH
1,1,2-Trichloroethane	BRL	5.0		ug/L	206677	1	04/30/2015 13:15	TH
1,1-Dichloroethane	BRL	5.0		ug/L	206677	1	04/30/2015 13:15	TH
1,1-Dichloroethene	BRL	5.0		ug/L	206677	1	04/30/2015 13:15	TH
1,2,4-Trichlorobenzene	BRL	5.0		ug/L	206677	1	04/30/2015 13:15	TH
1,2-Dibromo-3-chloropropane	BRL	5.0		ug/L	206677	1	04/30/2015 13:15	TH
1,2-Dibromoethane	BRL	5.0		ug/L	206677	1	04/30/2015 13:15	TH
1,2-Dichlorobenzene	BRL	5.0		ug/L	206677	1	04/30/2015 13:15	TH
1,2-Dichloroethane	BRL	5.0		ug/L	206677	1	04/30/2015 13:15	TH
1,2-Dichloropropane	BRL	5.0		ug/L	206677	1	04/30/2015 13:15	TH
1,3-Dichlorobenzene	BRL	5.0		ug/L	206677	1	04/30/2015 13:15	TH
1,4-Dichlorobenzene	BRL	5.0		ug/L	206677	1	04/30/2015 13:15	TH
2-Butanone	BRL	50		ug/L	206677	1	04/30/2015 13:15	TH
2-Hexanone	BRL	10		ug/L	206677	1	04/30/2015 13:15	TH
4-Methyl-2-pentanone	BRL	10		ug/L	206677	1	04/30/2015 13:15	TH
Acetone	BRL	50		ug/L	206677	1	04/30/2015 13:15	TH
Benzene	BRL	5.0		ug/L	206677	1	04/30/2015 13:15	TH
Bromodichloromethane	BRL	5.0		ug/L	206677	1	04/30/2015 13:15	TH
Bromoform	BRL	5.0		ug/L	206677	1	04/30/2015 13:15	TH
Bromomethane	BRL	5.0		ug/L	206677	1	04/30/2015 13:15	TH
Carbon disulfide	BRL	5.0		ug/L	206677	1	04/30/2015 13:15	TH
Carbon tetrachloride	BRL	5.0		ug/L	206677	1	04/30/2015 13:15	TH
Chlorobenzene	BRL	5.0		ug/L	206677	1	04/30/2015 13:15	TH
Chloroethane	BRL	10		ug/L	206677	1	04/30/2015 13:15	TH
Chloroform	BRL	5.0		ug/L	206677	1	04/30/2015 13:15	TH
Chloromethane	BRL	10		ug/L	206677	1	04/30/2015 13:15	TH
cis-1,2-Dichloroethene	BRL	5.0		ug/L	206677	1	04/30/2015 13:15	TH
cis-1,3-Dichloropropene	BRL	5.0		ug/L	206677	1	04/30/2015 13:15	TH
Cyclohexane	BRL	5.0		ug/L	206677	1	04/30/2015 13:15	TH
Dibromochloromethane	BRL	5.0		ug/L	206677	1	04/30/2015 13:15	TH
Dichlorodifluoromethane	BRL	10		ug/L	206677	1	04/30/2015 13:15	TH
Ethylbenzene	BRL	5.0		ug/L	206677	1	04/30/2015 13:15	TH
Freon-113	BRL	10		ug/L	206677	1	04/30/2015 13:15	TH
Isopropylbenzene	BRL	5.0		ug/L	206677	1	04/30/2015 13:15	TH
m,p-Xylene	BRL	5.0		ug/L	206677	1	04/30/2015 13:15	TH
Methyl acetate	BRL	5.0		ug/L	206677	1	04/30/2015 13:15	TH
Methyl tert-butyl ether	BRL	5.0		ug/L	206677	1	04/30/2015 13:15	TH
Methylcyclohexane	BRL	5.0		ug/L	206677	1	04/30/2015 13:15	TH
Methylene chloride	BRL	5.0		ug/L	206677	1	04/30/2015 13:15	TH

Qualifiers:

*	Value exceeds maximum contaminant level	E	Estimated (value above quantitation range)
BRL	Below reporting limit	S	Spike Recovery outside limits due to matrix
H	Holding times for preparation or analysis exceeded	Narr	See case narrative
N	Analyte not NELAC certified	NC	Not confirmed
B	Analyte detected in the associated method blank	<	Less than Result value
>	Greater than Result value	J	Estimated value detected below Reporting Limit

Analytical Environmental Services, Inc

Date: 8-May-15

Client:	Environmental Planning Specialists, Inc.	**Client Sample ID:**	TRIP BLANK
Lab Order	1504P42	**Tag Number:**	
Project Name:	Rheem	**Collection Date:**	4/29/2015
Lab ID:	1504P42-027A	**Matrix:**	Aqueous

Analyses	Result	Reporting Limit	Qual	Units	BatchID	Dilution Factor	Date Analyzed	Analyst
TCL VOLATILE ORGANICS SW8260B				**(SW5030B)**				
o-Xylene	BRL	5.0		ug/L	206677	1	04/30/2015 13:15	TH
Styrene	BRL	5.0		ug/L	206677	1	04/30/2015 13:15	TH
Tetrachloroethene	BRL	5.0		ug/L	206677	1	04/30/2015 13:15	TH
Toluene	BRL	5.0		ug/L	206677	1	04/30/2015 13:15	TH
trans-1,2-Dichloroethene	BRL	5.0		ug/L	206677	1	04/30/2015 13:15	TH
trans-1,3-Dichloropropene	BRL	5.0		ug/L	206677	1	04/30/2015 13:15	TH
Trichloroethene	BRL	5.0		ug/L	206677	1	04/30/2015 13:15	TH
Trichlorofluoromethane	BRL	5.0		ug/L	206677	1	04/30/2015 13:15	TH
Vinyl chloride	BRL	2.0		ug/L	206677	1	04/30/2015 13:15	TH
Surr: 4-Bromofluorobenzene	86.9	70.6-123		%REC	206677	1	04/30/2015 13:15	TH
Surr: Dibromofluoromethane	106	78.7-124		%REC	206677	1	04/30/2015 13:15	TH
Surr: Toluene-d8	98	81.3-120		%REC	206677	1	04/30/2015 13:15	TH

Qualifiers:

*	Value exceeds maximum contaminant level	E	Estimated (value above quantitation range)
BRL	Below reporting limit	S	Spike Recovery outside limits due to matrix
H	Holding times for preparation or analysis exceeded	Narr	See case narrative
N	Analyte not NELAC certified	NC	Not confirmed
B	Analyte detected in the associated method blank	<	Less than Result value
>	Greater than Result value	J	Estimated value detected below Reporting Limit

Analytical Environmental Services, Inc.

Sample/Cooler Receipt Checklist

Client EPJ Work Order Number 1504M2

Checklist completed by Tanya Delos 4/09/15
Signature Date

Carrier name: FedEx __ UPS __ Courier __ Client ✓ US Mail __ Other _____

Shipping container/cooler in good condition? Yes ✓ No __ Not Present __

Custody seals intact on shipping container/cooler? Yes __ No __ Not Present ✓

Custody seals intact on sample bottles? Yes __ No __ Not Present ✓

Container/Temp Blank temperature in compliance? (0°≤6°C)* Yes ✓ No __

Cooler #1 3.1 Cooler #2 _____ Cooler #3 _____ Cooler #4 _____ Cooler#5 _____ Cooler #6 _____

Chain of custody present? Yes ✓ No __

Chain of custody signed when relinquished and received? Yes ✓ No __

Chain of custody agrees with sample labels? Yes ✓ No __

Samples in proper container/bottle? Yes ✓ No __

Sample containers intact? Yes ✓ No __

Sufficient sample volume for indicated test? Yes ✓ No __

All samples received within holding time? Yes ✓ No __

Was TAT marked on the COC? Yes ✓ No __

Proceed with Standard TAT as per project history? Yes __ No __ Not Applicable ✓

Water - VOA vials have zero headspace? No VOA vials submitted __ Yes ✓ No __

Water - pH acceptable upon receipt? Yes ✓ No __ Not Applicable __

Adjusted? _____ Checked by _____

Sample Condition: Good ✓ Other(Explain) _____

(For diffusive samples or AIHA lead) Is a known blank included? Yes __ No ✓

See Case Narrative for resolution of the Non-Conformance.

* Samples do not have to comply with the given range for certain parameters.

\\Aes_server\I\Sample Receipt\My Documents\COCs and pH Adjustment Sheet\Sample_Cooler_Recipt_Checklist_Rev1.rtf

Analytical Environmental Services, Inc

Date: 5-May-15

Client: Environmental Planning Specialists, Inc.
Project Name: Rheem
Workorder: 1504P42

ANALYTICAL QC SUMMARY REPORT

BatchID: 206677

Sample ID: **MB-206677** Client ID: Units: **ug/L** Prep Date: **04/30/2015** Run No: **290854**
SampleType: **MBLK** TestCode: **TCL VOLATILE ORGANICS SW8260B** BatchID: **206677** Analysis Date: **04/30/2015** Seq No: **6188308**

Analyte	Result	RPT Limit	SPK value	SPK Ref Val	%REC	Low Limit	High Limit	RPD Ref Val	%RPD	RPD Limit	Qual
1,1,1-Trichloroethane	BRL	5.0									
1,1,2,2-Tetrachloroethane	BRL	5.0									
1,1,2-Trichloroethane	BRL	5.0									
1,1-Dichloroethane	BRL	5.0									
1,1-Dichloroethene	BRL	5.0									
1,2,4-Trichlorobenzene	BRL	5.0									
1,2-Dibromo-3-chloropropane	BRL	5.0									
1,2-Dibromoethane	BRL	5.0									
1,2-Dichlorobenzene	BRL	5.0									
1,2-Dichloroethane	BRL	5.0									
1,2-Dichloropropane	BRL	5.0									
1,3-Dichlorobenzene	BRL	5.0									
1,4-Dichlorobenzene	BRL	5.0									
2-Butanone	BRL	50									
2-Hexanone	BRL	10									
4-Methyl-2-pentanone	BRL	10									
Acetone	BRL	50									
Benzene	BRL	5.0									
Bromodichloromethane	BRL	5.0									
Bromoform	BRL	5.0									
Bromomethane	BRL	5.0									
Carbon disulfide	BRL	5.0									
Carbon tetrachloride	BRL	5.0									
Chlorobenzene	BRL	5.0									
Chloroethane	BRL	10									
Chloroform	BRL	5.0									
Chloromethane	BRL	10									

Qualifiers:

>	Greater than Result value	<	Less than Result value	B	Analyte detected in the associated method blank
BRL	Below reporting limit	E	Estimated (value above quantitation range)	H	Holding times for preparation or analysis exceeded
J	Estimated value detected below Reporting Limit	N	Analyte not NELAC certified	R	RPD outside limits due to matrix
Rpt Lim	Reporting Limit	S	Spike Recovery outside limits due to matrix		

Client: Environmental Planning Specialists, Inc.
Project Name: Rheem
Workorder: 1504P42

ANALYTICAL QC SUMMARY REPORT

BatchID: 206677

Sample ID: **MB-206677** Client ID: Units: **ug/L** Prep Date: **04/30/2015** Run No: **290854**
SampleType: **MBLK** TestCode: **TCL VOLATILE ORGANICS SW8260B** BatchID: **206677** Analysis Date: **04/30/2015** Seq No: **6188308**

Analyte	Result	RPT Limit	SPK value	SPK Ref Val	%REC	Low Limit	High Limit	RPD Ref Val	%RPD	RPD Limit	Qual
cis-1,2-Dichloroethene	BRL	5.0									
cis-1,3-Dichloropropene	BRL	5.0									
Cyclohexane	BRL	5.0									
Dibromochloromethane	BRL	5.0									
Dichlorodifluoromethane	BRL	10									
Ethylbenzene	BRL	5.0									
Freon-113	BRL	10									
Isopropylbenzene	BRL	5.0									
m,p-Xylene	BRL	5.0									
Methyl acetate	BRL	5.0									
Methyl tert-butyl ether	BRL	5.0									
Methylcyclohexane	BRL	5.0									
Methylene chloride	BRL	5.0									
o-Xylene	BRL	5.0									
Styrene	BRL	5.0									
Tetrachloroethene	BRL	5.0									
Toluene	BRL	5.0									
trans-1,2-Dichloroethene	BRL	5.0									
trans-1,3-Dichloropropene	BRL	5.0									
Trichloroethene	BRL	5.0									
Trichlorofluoromethane	BRL	5.0									
Vinyl chloride	BRL	2.0									
Surr: 4-Bromofluorobenzene	41.81	0	50.00		83.6	70.6	123				
Surr: Dibromofluoromethane	53.73	0	50.00		107	78.7	124				
Surr: Toluene-d8	48.74	0	50.00		97.5	81.3	120				

Qualifiers:

>	Greater than Result value	<	Less than Result value	B	Analyte detected in the associated method blank
BRL	Below reporting limit	E	Estimated (value above quantitation range)	H	Holding times for preparation or analysis exceeded
J	Estimated value detected below Reporting Limit	N	Analyte not NELAC certified	R	RPD outside limits due to matrix
Rpt Lim	Reporting Limit	S	Spike Recovery outside limits due to matrix		

Client: Environmental Planning Specialists, Inc.
Project Name: Rheem
Workorder: 1504P42

ANALYTICAL QC SUMMARY REPORT

BatchID: 206677

Sample ID: **LCS-206677** Client ID: Units: **ug/L** Prep Date: **04/30/2015** Run No: **290854**
SampleType: **LCS** TestCode: **TCL VOLATILE ORGANICS SW8260B** BatchID: **206677** Analysis Date: **04/30/2015** Seq No: **6188307**

Analyte	Result	RPT Limit	SPK value	SPK Ref Val	%REC	Low Limit	High Limit	RPD Ref Val	%RPD	RPD Limit	Qual
1,1-Dichloroethene	54.89	5.0	50.00		110	64.2	137				
Benzene	48.53	5.0	50.00		97.1	72.8	128				
Chlorobenzene	49.46	5.0	50.00		98.9	72.3	126				
Toluene	49.56	5.0	50.00		99.1	74.9	127				
Trichloroethene	50.34	5.0	50.00		101	70.5	134				
Surr: 4-Bromofluorobenzene	44.24	0	50.00		88.5	70.6	123				
Surr: Dibromofluoromethane	49.88	0	50.00		99.8	78.7	124				
Surr: Toluene-d8	47.89	0	50.00		95.8	81.3	120				

Sample ID: **1504O29-004AMS** Client ID: Units: **ug/L** Prep Date: **04/30/2015** Run No: **290854**
SampleType: **MS** TestCode: **TCL VOLATILE ORGANICS SW8260B** BatchID: **206677** Analysis Date: **04/30/2015** Seq No: **6188291**

Analyte	Result	RPT Limit	SPK value	SPK Ref Val	%REC	Low Limit	High Limit	RPD Ref Val	%RPD	RPD Limit	Qual
1,1-Dichloroethene	60.28	5.0	50.00		121	60.5	156				
Benzene	49.09	5.0	50.00		98.2	70	135				
Chlorobenzene	49.76	5.0	50.00		99.5	70.5	132				
Toluene	50.07	5.0	50.00		100	70.5	137				
Trichloroethene	51.01	5.0	50.00		102	71.8	139				
Surr: 4-Bromofluorobenzene	42.75	0	50.00		85.5	70.6	123				
Surr: Dibromofluoromethane	49.79	0	50.00		99.6	78.7	124				
Surr: Toluene-d8	47.49	0	50.00		95.0	81.3	120				

Sample ID: **1504O29-004AMSD** Client ID: Units: **ug/L** Prep Date: **04/30/2015** Run No: **290854**
SampleType: **MSD** TestCode: **TCL VOLATILE ORGANICS SW8260B** BatchID: **206677** Analysis Date: **04/30/2015** Seq No: **6188292**

Analyte	Result	RPT Limit	SPK value	SPK Ref Val	%REC	Low Limit	High Limit	RPD Ref Val	%RPD	RPD Limit	Qual
1,1-Dichloroethene	58.42	5.0	50.00		117	60.5	156	60.28	3.13	20	
Benzene	48.46	5.0	50.00		96.9	70	135	49.09	1.29	20	

Qualifiers:

>	Greater than Result value	<	Less than Result value	B	Analyte detected in the associated method blank
BRL	Below reporting limit	E	Estimated (value above quantitation range)	H	Holding times for preparation or analysis exceeded
J	Estimated value detected below Reporting Limit	N	Analyte not NELAC certified	R	RPD outside limits due to matrix
Rpt Lim	Reporting Limit	S	Spike Recovery outside limits due to matrix		

Analytical Environmental Services, Inc

Date: 5-May-15

Client: Environmental Planning Specialists, Inc.
Project Name: Rheem
Workorder: 1504P42

ANALYTICAL QC SUMMARY REPORT

BatchID: **206677**

Sample ID: **1504O29-004AMSD** Client ID: Units: **ug/L** Prep Date: **04/30/2015** Run No: **290854**
SampleType: **MSD** TestCode: **TCL VOLATILE ORGANICS SW8260B** BatchID: **206677** Analysis Date: **04/30/2015** Seq No: **6188292**

Analyte	Result	RPT Limit	SPK value	SPK Ref Val	%REC	Low Limit	High Limit	RPD Ref Val	%RPD	RPD Limit	Qual
Chlorobenzene	50.31	5.0	50.00		101	70.5	132	49.76	1.10	20	
Toluene	50.67	5.0	50.00		101	70.5	137	50.07	1.19	20	
Trichloroethene	51.88	5.0	50.00		104	71.8	139	51.01	1.69	20	
Surr: 4-Bromofluorobenzene	42.17	0	50.00		84.3	70.6	123	42.75	0	0	
Surr: Dibromofluoromethane	51.21	0	50.00		102	78.7	124	49.79	0	0	
Surr: Toluene-d8	47.64	0	50.00		95.3	81.3	120	47.49	0	0	

Qualifiers:

>	Greater than Result value	<	Less than Result value	B	Analyte detected in the associated method blank
BRL	Below reporting limit	E	Estimated (value above quantitation range)	H	Holding times for preparation or analysis exceeded
J	Estimated value detected below Reporting Limit	N	Analyte not NELAC certified	R	RPD outside limits due to matrix
Rpt Lim	Reporting Limit	S	Spike Recovery outside limits due to matrix		

Analytical Environmental Services, Inc

Date: 5-May-15

Client: Environmental Planning Specialists, Inc.
Project Name: Rheem
Workorder: 1504P42

ANALYTICAL QC SUMMARY REPORT

BatchID: 206678

Sample ID: **MB-206678** Client ID: Units: **ug/L** Prep Date: **04/30/2015** Run No: **290887**
SampleType: **MBLK** TestCode: **TCL VOLATILE ORGANICS SW8260B** BatchID: **206678** Analysis Date: **04/30/2015** Seq No: **6188281**

Analyte	Result	RPT Limit	SPK value	SPK Ref Val	%REC	Low Limit	High Limit	RPD Ref Val	%RPD	RPD Limit	Qual
1,1,1-Trichloroethane	BRL	5.0									
1,1,2,2-Tetrachloroethane	BRL	5.0									
1,1,2-Trichloroethane	BRL	5.0									
1,1-Dichloroethane	BRL	5.0									
1,1-Dichloroethene	BRL	5.0									
1,2,4-Trichlorobenzene	BRL	5.0									
1,2-Dibromo-3-chloropropane	BRL	5.0									
1,2-Dibromoethane	BRL	5.0									
1,2-Dichlorobenzene	BRL	5.0									
1,2-Dichloroethane	BRL	5.0									
1,2-Dichloropropane	BRL	5.0									
1,3-Dichlorobenzene	BRL	5.0									
1,4-Dichlorobenzene	BRL	5.0									
2-Butanone	BRL	50									
2-Hexanone	BRL	10									
4-Methyl-2-pentanone	BRL	10									
Acetone	BRL	50									
Benzene	BRL	5.0									
Bromodichloromethane	BRL	5.0									
Bromoform	BRL	5.0									
Bromomethane	BRL	5.0									
Carbon disulfide	BRL	5.0									
Carbon tetrachloride	BRL	5.0									
Chlorobenzene	BRL	5.0									
Chloroethane	BRL	10									
Chloroform	BRL	5.0									
Chloromethane	BRL	10									

Qualifiers:

>	Greater than Result value	<	Less than Result value	B	Analyte detected in the associated method blank
BRL	Below reporting limit	E	Estimated (value above quantitation range)	H	Holding times for preparation or analysis exceeded
J	Estimated value detected below Reporting Limit	N	Analyte not NELAC certified	R	RPD outside limits due to matrix
Rpt Lim	Reporting Limit	S	Spike Recovery outside limits due to matrix		

Client: Environmental Planning Specialists, Inc.
Project Name: Rheem
Workorder: 1504P42

ANALYTICAL QC SUMMARY REPORT

BatchID: 206678

Sample ID: **MB-206678** Client ID: Units: **ug/L** Prep Date: **04/30/2015** Run No: **290887**
SampleType: **MBLK** TestCode: **TCL VOLATILE ORGANICS SW8260B** BatchID: **206678** Analysis Date: **04/30/2015** Seq No: **6188281**

Analyte	Result	RPT Limit	SPK value	SPK Ref Val	%REC	Low Limit	High Limit	RPD Ref Val	%RPD	RPD Limit	Qual
cis-1,2-Dichloroethene	BRL	5.0									
cis-1,3-Dichloropropene	BRL	5.0									
Cyclohexane	BRL	5.0									
Dibromochloromethane	BRL	5.0									
Dichlorodifluoromethane	BRL	10									
Ethylbenzene	BRL	5.0									
Freon-113	BRL	10									
Isopropylbenzene	BRL	5.0									
m,p-Xylene	BRL	5.0									
Methyl acetate	BRL	5.0									
Methyl tert-butyl ether	BRL	5.0									
Methylcyclohexane	BRL	5.0									
Methylene chloride	BRL	5.0									
o-Xylene	BRL	5.0									
Styrene	BRL	5.0									
Tetrachloroethene	BRL	5.0									
Toluene	BRL	5.0									
trans-1,2-Dichloroethene	BRL	5.0									
trans-1,3-Dichloropropene	BRL	5.0									
Trichloroethene	BRL	5.0									
Trichlorofluoromethane	BRL	5.0									
Vinyl chloride	BRL	2.0									
Surr: 4-Bromofluorobenzene	45.75	0	50.00		91.5	70.6	123				
Surr: Dibromofluoromethane	54.32	0	50.00		109	78.7	124				
Surr: Toluene-d8	50.71	0	50.00		101	81.3	120				

Qualifiers:

>	Greater than Result value	<	Less than Result value	B	Analyte detected in the associated method blank
BRL	Below reporting limit	E	Estimated (value above quantitation range)	H	Holding times for preparation or analysis exceeded
J	Estimated value detected below Reporting Limit	N	Analyte not NELAC certified	R	RPD outside limits due to matrix
Rpt Lim	Reporting Limit	S	Spike Recovery outside limits due to matrix		

Client: Environmental Planning Specialists, Inc.
Project Name: Rheem
Workorder: 1504P42

ANALYTICAL QC SUMMARY REPORT

BatchID: 206678

Sample ID: **LCS-206678** Client ID: Units: **ug/L** Prep Date: **04/30/2015** Run No: **290887**
SampleType: **LCS** TestCode: **TCL VOLATILE ORGANICS SW8260B** BatchID: **206678** Analysis Date: **04/30/2015** Seq No: **6188280**

Analyte	Result	RPT Limit	SPK value	SPK Ref Val	%REC	Low Limit	High Limit	RPD Ref Val	%RPD	RPD Limit	Qual
1,1-Dichloroethene	36.97	5.0	50.00		73.9	64.2	137				
Benzene	41.31	5.0	50.00		82.6	72.8	128				
Chlorobenzene	45.68	5.0	50.00		91.4	72.3	126				
Toluene	43.62	5.0	50.00		87.2	74.9	127				
Trichloroethene	46.18	5.0	50.00		92.4	70.5	134				
Surr: 4-Bromofluorobenzene	45.74	0	50.00		91.5	70.6	123				
Surr: Dibromofluoromethane	52.59	0	50.00		105	78.7	124				
Surr: Toluene-d8	49.44	0	50.00		98.9	81.3	120				

Sample ID: **1504P42-016AMS** Client ID: **15119-MW-37D-P** Units: **ug/L** Prep Date: **04/30/2015** Run No: **290887**
SampleType: **MS** TestCode: **TCL VOLATILE ORGANICS SW8260B** BatchID: **206678** Analysis Date: **04/30/2015** Seq No: **6188498**

Analyte	Result	RPT Limit	SPK value	SPK Ref Val	%REC	Low Limit	High Limit	RPD Ref Val	%RPD	RPD Limit	Qual
1,1-Dichloroethene	36.24	5.0	50.00		72.5	60.5	156				
Benzene	41.16	5.0	50.00		82.3	70	135				
Chlorobenzene	45.24	5.0	50.00		90.5	70.5	132				
Toluene	44.23	5.0	50.00		88.5	70.5	137				
Trichloroethene	105.8	5.0	50.00	60.90	89.9	71.8	139				
Surr: 4-Bromofluorobenzene	45.68	0	50.00		91.4	70.6	123				
Surr: Dibromofluoromethane	54.95	0	50.00		110	78.7	124				
Surr: Toluene-d8	50.26	0	50.00		101	81.3	120				

Sample ID: **1504P42-016AMSD** Client ID: **15119-MW-37D-P** Units: **ug/L** Prep Date: **04/30/2015** Run No: **290887**
SampleType: **MSD** TestCode: **TCL VOLATILE ORGANICS SW8260B** BatchID: **206678** Analysis Date: **04/30/2015** Seq No: **6188641**

Analyte	Result	RPT Limit	SPK value	SPK Ref Val	%REC	Low Limit	High Limit	RPD Ref Val	%RPD	RPD Limit	Qual
1,1-Dichloroethene	35.89	5.0	50.00		71.8	60.5	156	36.24	0.970	20	
Benzene	40.93	5.0	50.00		81.9	70	135	41.16	0.560	20	

Qualifiers:

>	Greater than Result value	<	Less than Result value	B	Analyte detected in the associated method blank
BRL	Below reporting limit	E	Estimated (value above quantitation range)	H	Holding times for preparation or analysis exceeded
J	Estimated value detected below Reporting Limit	N	Analyte not NELAC certified	R	RPD outside limits due to matrix
Rpt Lim	Reporting Limit	S	Spike Recovery outside limits due to matrix		

Analytical Environmental Services, Inc

Date: 5-May-15

Client: Environmental Planning Specialists, Inc.
Project Name: Rheem
Workorder: 1504P42

ANALYTICAL QC SUMMARY REPORT

BatchID: **206678**

Sample ID: **1504P42-016AMSD** Client ID: **15119-MW-37D-P** Units: **ug/L** Prep Date: **04/30/2015** Run No: **290887**
SampleType: **MSD** TestCode: **TCL VOLATILE ORGANICS SW8260B** BatchID: **206678** Analysis Date: **04/30/2015** Seq No: **6188641**

Analyte	Result	RPT Limit	SPK value	SPK Ref Val	%REC	Low Limit	High Limit	RPD Ref Val	%RPD	RPD Limit	Qual
Chlorobenzene	46.29	5.0	50.00		92.6	70.5	132	45.24	2.29	20	
Toluene	43.40	5.0	50.00		86.8	70.5	137	44.23	1.89	20	
Trichloroethene	105.5	5.0	50.00	60.90	89.2	71.8	139	105.8	0.341	20	
Surr: 4-Bromofluorobenzene	46.93	0	50.00		93.9	70.6	123	45.68	0	0	
Surr: Dibromofluoromethane	53.24	0	50.00		106	78.7	124	54.95	0	0	
Surr: Toluene-d8	49.52	0	50.00		99.0	81.3	120	50.26	0	0	

Qualifiers:

>	Greater than Result value	<	Less than Result value	B	Analyte detected in the associated method blank
BRL	Below reporting limit	E	Estimated (value above quantitation range)	H	Holding times for preparation or analysis exceeded
J	Estimated value detected below Reporting Limit	N	Analyte not NELAC certified	R	RPD outside limits due to matrix
Rpt Lim	Reporting Limit	S	Spike Recovery outside limits due to matrix		

Off-Property Semi-Annual Sampling

AES

ANALYTICAL ENVIRONMENTAL SERVICES, INC.

March 19, 2015

Justin Vickery
Environmental Planning Specialists, Inc.
1050 Crown Pointe Parkway
Atlanta GA 30338

TEL: (404) 315-9113
FAX: (404) 315-8509

RE: Rheem

Dear Justin Vickery: Order No: 1503D34

Analytical Environmental Services, Inc. received 9 samples on 3/13/2015 9:00:00 AM for the analyses presented in following report.

No problems were encountered during the analyses. Additionally, all results for the associated Quality Control samples were within EPA and/or AES established limits. Any discrepancies associated with the analyses contained herein will be noted and submitted in the form of a project Case Narrative.
AES' certifications are as follows:
-NELAC/Florida Certification number E87582 for analysis of Environmental Water, soil/hazardous waste, and Drinking Water Microbiology, effective 07/01/14-06/30/15.
-AIHA-LAP, LLC Laboratory ID: 100671 for Industrial Hygiene samples (Organics, Inorganics), Environmental Lead (Paint, Soil, Dust Wipes, Air), and Environmental Microbiology (Fungal) Direct Examination, effective until 09/01/15.

These results relate only to the items tested. This report may only be reproduced in full.

If you have any questions regarding these test results, please feel free to call.

Nicole L. Jessup

Nicole Jessup
Project Manager

ANALYTICAL ENVIRONMENTAL SERVICES, INC
3080 Presidential Drive, Atlanta GA 30340-3704
AES TEL.: (770) 457-8177 / TOLL-FREE (800) 972-4889 / FAX: (770) 457-8188

CHAIN OF CUSTODY

Work Order: 1503D34

Date: 3-13-15 Page 1 of 1

COMPANY: EPS, Inc.
ADDRESS: 1050 Crown Pointe Parkway Ste. 550 Atlanta, GA 30338
PHONE: (404) 315-9113
FAX:
SAMPLED BY: Jeff Dennis
SIGNATURE:

ANALYSIS REQUESTED: VOCs

Visit our website www.aesatlanta.com to check on the status of your results, place bottle orders, etc.

#	SAMPLE ID	SAMPLED DATE	SAMPLED TIME	Grab	Composite	Matrix (See codes)	PRESERVATION (See codes) H+I	REMARKS	No # of Containers
1	15068-MW-34	3-9-15	1342	X		GW	X		2
2	15068-MW-47	3-9-15	1396	X		GW	X		2
3	15068-MW-46	3-9-15	1630	X		GW	X		2
4	15069-MW-43	3-10-15	1128	X		GW	X		2
5	15069-MW-33	3-10-15	1615	X		GW	X		2
6	15069-MW-44	3-10-15	1650	X		GW	X		2
7	15070-MW-45	3-11-15	1358	X		GW	X		2
8	15070-MW-36	3-11-15	1610	X		GW	X		2
9	Trip Blank					W	X		2
10									
11									
12									
13									
14									

RELINQUISHED BY	DATE/TIME	RECEIVED BY	DATE/TIME
1: Jeff Dennis	3-13-15 900	1: Lataya Reaves	3/13/15 9a
2:		2:	
3:		3:	

SPECIAL INSTRUCTIONS/COMMENTS:

SHIPMENT METHOD
OUT / / VIA:
IN / / VIA:
CLIENT FedEx UPS MAIL COURIER
GREYHOUND OTHER_____

PROJECT INFORMATION
PROJECT NAME: Rheem
PROJECT #:
SITE ADDRESS: Milledgeville, GA
SEND REPORT TO: jwickery@envplanning.com
INVOICE TO: (IF DIFFERENT FROM ABOVE)
QUOTE #:_____ PO#:_____

RECEIPT
Total # of Containers 18

Turnaround Time Request
- ● Standard 5 Business Days
- ○ 2 Business Day Rush
- ○ Next Business Day Rush
- ○ Same Day Rush (auth req.)
- ○ Other _____

STATE PROGRAM (if any): _____
E-mail? Y / N; Fax? Y / N
DATA PACKAGE: I II III IV

SAMPLES RECEIVED AFTER 3PM OR ON SATURDAY ARE CONSIDERED RECEIVED THE NEXT BUSINESS DAY. IF TURNAROUND TIME IS NOT INDICATED, AES WILL PROCEED WITH STANDARD TAT OF SAMPLES. SAMPLES ARE DISPOSED 30 DAYS AFTER REPORT COMPLETION UNLESS OTHER ARRANGEMENTS ARE MADE.

MATRIX CODES: A = Air GW = Groundwater SE = Sediment SO = Soil SW = Surface Water W = Water (Blanks) DW = Drinking Water (Blanks) O = Other (specify) WW = Waste Water
PRESERVATIVE CODES: H+I = Hydrochloric acid + ice I = Ice only N = Nitric acid S+I = Sulfuric acid + ice S/M+I = Sodium Bisulfate/Methanol + ice O = Other (specify) NA = None

White Copy - Original; Yellow Copy - Client

Analytical Environmental Services, Inc

Date: 19-Mar-15

Client:	Environmental Planning Specialists, Inc.	**Client Sample ID:**	15068-MW-34
Lab Order	1503D34	**Tag Number:**	
Project Name:	Rheem	**Collection Date:**	3/9/2015 1:42:00 PM
Lab ID:	1503D34-001A	**Matrix:**	Groundwater

Analyses	Result	Reporting Limit	Qual	Units	BatchID	Dilution Factor	Date Analyzed	Analyst
TCL VOLATILE ORGANICS SW8260B					**(SW5030B)**			
1,1,1-Trichloroethane	BRL	5.0		ug/L	204545	1	03/17/2015 14:40	TH
1,1,2,2-Tetrachloroethane	BRL	5.0		ug/L	204545	1	03/17/2015 14:40	TH
1,1,2-Trichloroethane	BRL	5.0		ug/L	204545	1	03/17/2015 14:40	TH
1,1-Dichloroethane	BRL	5.0		ug/L	204545	1	03/17/2015 14:40	TH
1,1-Dichloroethene	BRL	5.0		ug/L	204545	1	03/17/2015 14:40	TH
1,2,4-Trichlorobenzene	BRL	5.0		ug/L	204545	1	03/17/2015 14:40	TH
1,2-Dibromo-3-chloropropane	BRL	5.0		ug/L	204545	1	03/17/2015 14:40	TH
1,2-Dibromoethane	BRL	5.0		ug/L	204545	1	03/17/2015 14:40	TH
1,2-Dichlorobenzene	BRL	5.0		ug/L	204545	1	03/17/2015 14:40	TH
1,2-Dichloroethane	BRL	5.0		ug/L	204545	1	03/17/2015 14:40	TH
1,2-Dichloropropane	BRL	5.0		ug/L	204545	1	03/17/2015 14:40	TH
1,3-Dichlorobenzene	BRL	5.0		ug/L	204545	1	03/17/2015 14:40	TH
1,4-Dichlorobenzene	BRL	5.0		ug/L	204545	1	03/17/2015 14:40	TH
2-Butanone	BRL	50		ug/L	204545	1	03/17/2015 14:40	TH
2-Hexanone	BRL	10		ug/L	204545	1	03/17/2015 14:40	TH
4-Methyl-2-pentanone	BRL	10		ug/L	204545	1	03/17/2015 14:40	TH
Acetone	BRL	50		ug/L	204545	1	03/17/2015 14:40	TH
Benzene	BRL	5.0		ug/L	204545	1	03/17/2015 14:40	TH
Bromodichloromethane	BRL	5.0		ug/L	204545	1	03/17/2015 14:40	TH
Bromoform	BRL	5.0		ug/L	204545	1	03/17/2015 14:40	TH
Bromomethane	BRL	5.0		ug/L	204545	1	03/17/2015 14:40	TH
Carbon disulfide	BRL	5.0		ug/L	204545	1	03/17/2015 14:40	TH
Carbon tetrachloride	BRL	5.0		ug/L	204545	1	03/17/2015 14:40	TH
Chlorobenzene	BRL	5.0		ug/L	204545	1	03/17/2015 14:40	TH
Chloroethane	BRL	10		ug/L	204545	1	03/17/2015 14:40	TH
Chloroform	BRL	5.0		ug/L	204545	1	03/17/2015 14:40	TH
Chloromethane	BRL	10		ug/L	204545	1	03/17/2015 14:40	TH
cis-1,2-Dichloroethene	BRL	5.0		ug/L	204545	1	03/17/2015 14:40	TH
cis-1,3-Dichloropropene	BRL	5.0		ug/L	204545	1	03/17/2015 14:40	TH
Cyclohexane	BRL	5.0		ug/L	204545	1	03/17/2015 14:40	TH
Dibromochloromethane	BRL	5.0		ug/L	204545	1	03/17/2015 14:40	TH
Dichlorodifluoromethane	BRL	10		ug/L	204545	1	03/17/2015 14:40	TH
Ethylbenzene	BRL	5.0		ug/L	204545	1	03/17/2015 14:40	TH
Freon-113	BRL	10		ug/L	204545	1	03/17/2015 14:40	TH
Isopropylbenzene	BRL	5.0		ug/L	204545	1	03/17/2015 14:40	TH
m,p-Xylene	BRL	5.0		ug/L	204545	1	03/17/2015 14:40	TH
Methyl acetate	BRL	5.0		ug/L	204545	1	03/17/2015 14:40	TH
Methyl tert-butyl ether	BRL	5.0		ug/L	204545	1	03/17/2015 14:40	TH
Methylcyclohexane	BRL	5.0		ug/L	204545	1	03/17/2015 14:40	TH
Methylene chloride	BRL	5.0		ug/L	204545	1	03/17/2015 14:40	TH

Qualifiers:

*	Value exceeds maximum contaminant level	E	Estimated (value above quantitation range)
BRL	Below reporting limit	S	Spike Recovery outside limits due to matrix
H	Holding times for preparation or analysis exceeded	Narr	See case narrative
N	Analyte not NELAC certified	NC	Not confirmed
B	Analyte detected in the associated method blank	<	Less than Result value
>	Greater than Result value	J	Estimated value detected below Reporting Limit

Analytical Environmental Services, Inc

Date: 19-Mar-15

Client:	Environmental Planning Specialists, Inc.	**Client Sample ID:**	15068-MW-34
Lab Order	1503D34	**Tag Number:**	
Project Name:	Rheem	**Collection Date:**	3/9/2015 1:42:00 PM
Lab ID:	1503D34-001A	**Matrix:**	Groundwater

Analyses	Result	Reporting Limit	Qual	Units	BatchID	Dilution Factor	Date Analyzed	Analyst
TCL VOLATILE ORGANICS SW8260B					**(SW5030B)**			
o-Xylene	BRL	5.0		ug/L	204545	1	03/17/2015 14:40	TH
Styrene	BRL	5.0		ug/L	204545	1	03/17/2015 14:40	TH
Tetrachloroethene	BRL	5.0		ug/L	204545	1	03/17/2015 14:40	TH
Toluene	BRL	5.0		ug/L	204545	1	03/17/2015 14:40	TH
trans-1,2-Dichloroethene	BRL	5.0		ug/L	204545	1	03/17/2015 14:40	TH
trans-1,3-Dichloropropene	BRL	5.0		ug/L	204545	1	03/17/2015 14:40	TH
Trichloroethene	53	5.0		ug/L	204545	1	03/17/2015 14:40	TH
Trichlorofluoromethane	BRL	5.0		ug/L	204545	1	03/17/2015 14:40	TH
Vinyl chloride	BRL	2.0		ug/L	204545	1	03/17/2015 14:40	TH
Surr: 4-Bromofluorobenzene	87	70.6-123		%REC	204545	1	03/17/2015 14:40	TH
Surr: Dibromofluoromethane	114	78.7-124		%REC	204545	1	03/17/2015 14:40	TH
Surr: Toluene-d8	97.5	81.3-120		%REC	204545	1	03/17/2015 14:40	TH

Qualifiers:

*	Value exceeds maximum contaminant level	E	Estimated (value above quantitation range)
BRL	Below reporting limit	S	Spike Recovery outside limits due to matrix
H	Holding times for preparation or analysis exceeded	Narr	See case narrative
N	Analyte not NELAC certified	NC	Not confirmed
B	Analyte detected in the associated method blank	<	Less than Result value
>	Greater than Result value	J	Estimated value detected below Reporting Limit

Analytical Environmental Services, Inc **Date:** 19-Mar-15

Client:	Environmental Planning Specialists, Inc.	**Client Sample ID:**	15068-MW-47
Lab Order	1503D34	**Tag Number:**	
Project Name:	Rheem	**Collection Date:**	3/9/2015 1:46:00 PM
Lab ID:	1503D34-002A	**Matrix:**	Groundwater

Analyses	Result	Reporting Limit	Qual	Units	BatchID	Dilution Factor	Date Analyzed	Analyst
TCL VOLATILE ORGANICS SW8260B					**(SW5030B)**			
1,1,1-Trichloroethane	BRL	5.0		ug/L	204545	1	03/17/2015 15:05	TH
1,1,2,2-Tetrachloroethane	BRL	5.0		ug/L	204545	1	03/17/2015 15:05	TH
1,1,2-Trichloroethane	BRL	5.0		ug/L	204545	1	03/17/2015 15:05	TH
1,1-Dichloroethane	BRL	5.0		ug/L	204545	1	03/17/2015 15:05	TH
1,1-Dichloroethene	BRL	5.0		ug/L	204545	1	03/17/2015 15:05	TH
1,2,4-Trichlorobenzene	BRL	5.0		ug/L	204545	1	03/17/2015 15:05	TH
1,2-Dibromo-3-chloropropane	BRL	5.0		ug/L	204545	1	03/17/2015 15:05	TH
1,2-Dibromoethane	BRL	5.0		ug/L	204545	1	03/17/2015 15:05	TH
1,2-Dichlorobenzene	BRL	5.0		ug/L	204545	1	03/17/2015 15:05	TH
1,2-Dichloroethane	BRL	5.0		ug/L	204545	1	03/17/2015 15:05	TH
1,2-Dichloropropane	BRL	5.0		ug/L	204545	1	03/17/2015 15:05	TH
1,3-Dichlorobenzene	BRL	5.0		ug/L	204545	1	03/17/2015 15:05	TH
1,4-Dichlorobenzene	BRL	5.0		ug/L	204545	1	03/17/2015 15:05	TH
2-Butanone	BRL	50		ug/L	204545	1	03/17/2015 15:05	TH
2-Hexanone	BRL	10		ug/L	204545	1	03/17/2015 15:05	TH
4-Methyl-2-pentanone	BRL	10		ug/L	204545	1	03/17/2015 15:05	TH
Acetone	BRL	50		ug/L	204545	1	03/17/2015 15:05	TH
Benzene	BRL	5.0		ug/L	204545	1	03/17/2015 15:05	TH
Bromodichloromethane	BRL	5.0		ug/L	204545	1	03/17/2015 15:05	TH
Bromoform	BRL	5.0		ug/L	204545	1	03/17/2015 15:05	TH
Bromomethane	BRL	5.0		ug/L	204545	1	03/17/2015 15:05	TH
Carbon disulfide	BRL	5.0		ug/L	204545	1	03/17/2015 15:05	TH
Carbon tetrachloride	BRL	5.0		ug/L	204545	1	03/17/2015 15:05	TH
Chlorobenzene	BRL	5.0		ug/L	204545	1	03/17/2015 15:05	TH
Chloroethane	BRL	10		ug/L	204545	1	03/17/2015 15:05	TH
Chloroform	BRL	5.0		ug/L	204545	1	03/17/2015 15:05	TH
Chloromethane	BRL	10		ug/L	204545	1	03/17/2015 15:05	TH
cis-1,2-Dichloroethene	BRL	5.0		ug/L	204545	1	03/17/2015 15:05	TH
cis-1,3-Dichloropropene	BRL	5.0		ug/L	204545	1	03/17/2015 15:05	TH
Cyclohexane	BRL	5.0		ug/L	204545	1	03/17/2015 15:05	TH
Dibromochloromethane	BRL	5.0		ug/L	204545	1	03/17/2015 15:05	TH
Dichlorodifluoromethane	BRL	10		ug/L	204545	1	03/17/2015 15:05	TH
Ethylbenzene	BRL	5.0		ug/L	204545	1	03/17/2015 15:05	TH
Freon-113	BRL	10		ug/L	204545	1	03/17/2015 15:05	TH
Isopropylbenzene	BRL	5.0		ug/L	204545	1	03/17/2015 15:05	TH
m,p-Xylene	BRL	5.0		ug/L	204545	1	03/17/2015 15:05	TH
Methyl acetate	BRL	5.0		ug/L	204545	1	03/17/2015 15:05	TH
Methyl tert-butyl ether	BRL	5.0		ug/L	204545	1	03/17/2015 15:05	TH
Methylcyclohexane	BRL	5.0		ug/L	204545	1	03/17/2015 15:05	TH
Methylene chloride	BRL	5.0		ug/L	204545	1	03/17/2015 15:05	TH

Qualifiers:

*	Value exceeds maximum contaminant level	E	Estimated (value above quantitation range)
BRL	Below reporting limit	S	Spike Recovery outside limits due to matrix
H	Holding times for preparation or analysis exceeded	Narr	See case narrative
N	Analyte not NELAC certified	NC	Not confirmed
B	Analyte detected in the associated method blank	<	Less than Result value
>	Greater than Result value	J	Estimated value detected below Reporting Limit

Analytical Environmental Services, Inc **Date:** 19-Mar-15

Client:	Environmental Planning Specialists, Inc.	**Client Sample ID:**	15068-MW-47
Lab Order	1503D34	**Tag Number:**	
Project Name:	Rheem	**Collection Date:**	3/9/2015 1:46:00 PM
Lab ID:	1503D34-002A	**Matrix:**	Groundwater

Analyses	Result	Reporting Limit	Qual	Units	BatchID	Dilution Factor	Date Analyzed	Analyst
TCL VOLATILE ORGANICS SW8260B					**(SW5030B)**			
o-Xylene	BRL	5.0		ug/L	204545	1	03/17/2015 15:05	TH
Styrene	BRL	5.0		ug/L	204545	1	03/17/2015 15:05	TH
Tetrachloroethene	BRL	5.0		ug/L	204545	1	03/17/2015 15:05	TH
Toluene	BRL	5.0		ug/L	204545	1	03/17/2015 15:05	TH
trans-1,2-Dichloroethene	BRL	5.0		ug/L	204545	1	03/17/2015 15:05	TH
trans-1,3-Dichloropropene	BRL	5.0		ug/L	204545	1	03/17/2015 15:05	TH
Trichloroethene	BRL	5.0		ug/L	204545	1	03/17/2015 15:05	TH
Trichlorofluoromethane	BRL	5.0		ug/L	204545	1	03/17/2015 15:05	TH
Vinyl chloride	BRL	2.0		ug/L	204545	1	03/17/2015 15:05	TH
Surr: 4-Bromofluorobenzene	86.8	70.6-123		%REC	204545	1	03/17/2015 15:05	TH
Surr: Dibromofluoromethane	113	78.7-124		%REC	204545	1	03/17/2015 15:05	TH
Surr: Toluene-d8	93.6	81.3-120		%REC	204545	1	03/17/2015 15:05	TH

Qualifiers:

*	Value exceeds maximum contaminant level	E	Estimated (value above quantitation range)
BRL	Below reporting limit	S	Spike Recovery outside limits due to matrix
H	Holding times for preparation or analysis exceeded	Narr	See case narrative
N	Analyte not NELAC certified	NC	Not confirmed
B	Analyte detected in the associated method blank	<	Less than Result value
>	Greater than Result value	J	Estimated value detected below Reporting Limit

Analytical Environmental Services, Inc **Date:** 19-Mar-15

Client:	Environmental Planning Specialists, Inc.	**Client Sample ID:**	15068-MW-46
Lab Order	1503D34	**Tag Number:**	
Project Name:	Rheem	**Collection Date:**	3/9/2015 4:30:00 PM
Lab ID:	1503D34-003A	**Matrix:**	Groundwater

Analyses	Result	Reporting Limit	Qual	Units	BatchID	Dilution Factor	Date Analyzed	Analyst
TCL VOLATILE ORGANICS SW8260B					**(SW5030B)**			
1,1,1-Trichloroethane	BRL	5.0		ug/L	204545	1	03/17/2015 17:57	TH
1,1,2,2-Tetrachloroethane	BRL	5.0		ug/L	204545	1	03/17/2015 17:57	TH
1,1,2-Trichloroethane	BRL	5.0		ug/L	204545	1	03/17/2015 17:57	TH
1,1-Dichloroethane	BRL	5.0		ug/L	204545	1	03/17/2015 17:57	TH
1,1-Dichloroethene	BRL	5.0		ug/L	204545	1	03/17/2015 17:57	TH
1,2,4-Trichlorobenzene	BRL	5.0		ug/L	204545	1	03/17/2015 17:57	TH
1,2-Dibromo-3-chloropropane	BRL	5.0		ug/L	204545	1	03/17/2015 17:57	TH
1,2-Dibromoethane	BRL	5.0		ug/L	204545	1	03/17/2015 17:57	TH
1,2-Dichlorobenzene	BRL	5.0		ug/L	204545	1	03/17/2015 17:57	TH
1,2-Dichloroethane	BRL	5.0		ug/L	204545	1	03/17/2015 17:57	TH
1,2-Dichloropropane	BRL	5.0		ug/L	204545	1	03/17/2015 17:57	TH
1,3-Dichlorobenzene	BRL	5.0		ug/L	204545	1	03/17/2015 17:57	TH
1,4-Dichlorobenzene	BRL	5.0		ug/L	204545	1	03/17/2015 17:57	TH
2-Butanone	BRL	50		ug/L	204545	1	03/17/2015 17:57	TH
2-Hexanone	BRL	10		ug/L	204545	1	03/17/2015 17:57	TH
4-Methyl-2-pentanone	BRL	10		ug/L	204545	1	03/17/2015 17:57	TH
Acetone	BRL	50		ug/L	204545	1	03/17/2015 17:57	TH
Benzene	BRL	5.0		ug/L	204545	1	03/17/2015 17:57	TH
Bromodichloromethane	BRL	5.0		ug/L	204545	1	03/17/2015 17:57	TH
Bromoform	BRL	5.0		ug/L	204545	1	03/17/2015 17:57	TH
Bromomethane	BRL	5.0		ug/L	204545	1	03/17/2015 17:57	TH
Carbon disulfide	BRL	5.0		ug/L	204545	1	03/17/2015 17:57	TH
Carbon tetrachloride	BRL	5.0		ug/L	204545	1	03/17/2015 17:57	TH
Chlorobenzene	BRL	5.0		ug/L	204545	1	03/17/2015 17:57	TH
Chloroethane	BRL	10		ug/L	204545	1	03/17/2015 17:57	TH
Chloroform	BRL	5.0		ug/L	204545	1	03/17/2015 17:57	TH
Chloromethane	BRL	10		ug/L	204545	1	03/17/2015 17:57	TH
cis-1,2-Dichloroethene	BRL	5.0		ug/L	204545	1	03/17/2015 17:57	TH
cis-1,3-Dichloropropene	BRL	5.0		ug/L	204545	1	03/17/2015 17:57	TH
Cyclohexane	BRL	5.0		ug/L	204545	1	03/17/2015 17:57	TH
Dibromochloromethane	BRL	5.0		ug/L	204545	1	03/17/2015 17:57	TH
Dichlorodifluoromethane	BRL	10		ug/L	204545	1	03/17/2015 17:57	TH
Ethylbenzene	BRL	5.0		ug/L	204545	1	03/17/2015 17:57	TH
Freon-113	BRL	10		ug/L	204545	1	03/17/2015 17:57	TH
Isopropylbenzene	BRL	5.0		ug/L	204545	1	03/17/2015 17:57	TH
m,p-Xylene	BRL	5.0		ug/L	204545	1	03/17/2015 17:57	TH
Methyl acetate	BRL	5.0		ug/L	204545	1	03/17/2015 17:57	TH
Methyl tert-butyl ether	BRL	5.0		ug/L	204545	1	03/17/2015 17:57	TH
Methylcyclohexane	BRL	5.0		ug/L	204545	1	03/17/2015 17:57	TH
Methylene chloride	BRL	5.0		ug/L	204545	1	03/17/2015 17:57	TH

Qualifiers:

*	Value exceeds maximum contaminant level	E	Estimated (value above quantitation range)
BRL	Below reporting limit	S	Spike Recovery outside limits due to matrix
H	Holding times for preparation or analysis exceeded	Narr	See case narrative
N	Analyte not NELAC certified	NC	Not confirmed
B	Analyte detected in the associated method blank	<	Less than Result value
>	Greater than Result value	J	Estimated value detected below Reporting Limit

Analytical Environmental Services, Inc **Date:** 19-Mar-15

Client:	Environmental Planning Specialists, Inc.	**Client Sample ID:**	15068-MW-46
Lab Order	1503D34	**Tag Number:**	
Project Name:	Rheem	**Collection Date:**	3/9/2015 4:30:00 PM
Lab ID:	1503D34-003A	**Matrix:**	Groundwater

Analyses	Result	Reporting Limit	Qual	Units	BatchID	Dilution Factor	Date Analyzed	Analyst
TCL VOLATILE ORGANICS SW8260B					**(SW5030B)**			
o-Xylene	BRL	5.0		ug/L	204545	1	03/17/2015 17:57	TH
Styrene	BRL	5.0		ug/L	204545	1	03/17/2015 17:57	TH
Tetrachloroethene	BRL	5.0		ug/L	204545	1	03/17/2015 17:57	TH
Toluene	BRL	5.0		ug/L	204545	1	03/17/2015 17:57	TH
trans-1,2-Dichloroethene	BRL	5.0		ug/L	204545	1	03/17/2015 17:57	TH
trans-1,3-Dichloropropene	BRL	5.0		ug/L	204545	1	03/17/2015 17:57	TH
Trichloroethene	15	5.0		ug/L	204545	1	03/17/2015 17:57	TH
Trichlorofluoromethane	BRL	5.0		ug/L	204545	1	03/17/2015 17:57	TH
Vinyl chloride	BRL	2.0		ug/L	204545	1	03/17/2015 17:57	TH
Surr: 4-Bromofluorobenzene	86.2	70.6-123		%REC	204545	1	03/17/2015 17:57	TH
Surr: Dibromofluoromethane	112	78.7-124		%REC	204545	1	03/17/2015 17:57	TH
Surr: Toluene-d8	96.5	81.3-120		%REC	204545	1	03/17/2015 17:57	TH

Qualifiers:

*	Value exceeds maximum contaminant level	E	Estimated (value above quantitation range)
BRL	Below reporting limit	S	Spike Recovery outside limits due to matrix
H	Holding times for preparation or analysis exceeded	Narr	See case narrative
N	Analyte not NELAC certified	NC	Not confirmed
B	Analyte detected in the associated method blank	<	Less than Result value
>	Greater than Result value	J	Estimated value detected below Reporting Limit

Analytical Environmental Services, Inc **Date:** 19-Mar-15

Client:	Environmental Planning Specialists, Inc.	**Client Sample ID:**	15069-MW-43
Lab Order	1503D34	**Tag Number:**	
Project Name:	Rheem	**Collection Date:**	3/10/2015 11:28:00 AM
Lab ID:	1503D34-004A	**Matrix:**	Groundwater

Analyses	Result	Reporting Limit	Qual	Units	BatchID	Dilution Factor	Date Analyzed	Analyst
TCL VOLATILE ORGANICS SW8260B					**(SW5030B)**			
1,1,1-Trichloroethane	BRL	5.0		ug/L	204545	1	03/17/2015 15:30	TH
1,1,2,2-Tetrachloroethane	BRL	5.0		ug/L	204545	1	03/17/2015 15:30	TH
1,1,2-Trichloroethane	BRL	5.0		ug/L	204545	1	03/17/2015 15:30	TH
1,1-Dichloroethane	BRL	5.0		ug/L	204545	1	03/17/2015 15:30	TH
1,1-Dichloroethene	BRL	5.0		ug/L	204545	1	03/17/2015 15:30	TH
1,2,4-Trichlorobenzene	BRL	5.0		ug/L	204545	1	03/17/2015 15:30	TH
1,2-Dibromo-3-chloropropane	BRL	5.0		ug/L	204545	1	03/17/2015 15:30	TH
1,2-Dibromoethane	BRL	5.0		ug/L	204545	1	03/17/2015 15:30	TH
1,2-Dichlorobenzene	BRL	5.0		ug/L	204545	1	03/17/2015 15:30	TH
1,2-Dichloroethane	BRL	5.0		ug/L	204545	1	03/17/2015 15:30	TH
1,2-Dichloropropane	BRL	5.0		ug/L	204545	1	03/17/2015 15:30	TH
1,3-Dichlorobenzene	BRL	5.0		ug/L	204545	1	03/17/2015 15:30	TH
1,4-Dichlorobenzene	BRL	5.0		ug/L	204545	1	03/17/2015 15:30	TH
2-Butanone	BRL	50		ug/L	204545	1	03/17/2015 15:30	TH
2-Hexanone	BRL	10		ug/L	204545	1	03/17/2015 15:30	TH
4-Methyl-2-pentanone	BRL	10		ug/L	204545	1	03/17/2015 15:30	TH
Acetone	BRL	50		ug/L	204545	1	03/17/2015 15:30	TH
Benzene	BRL	5.0		ug/L	204545	1	03/17/2015 15:30	TH
Bromodichloromethane	BRL	5.0		ug/L	204545	1	03/17/2015 15:30	TH
Bromoform	BRL	5.0		ug/L	204545	1	03/17/2015 15:30	TH
Bromomethane	BRL	5.0		ug/L	204545	1	03/17/2015 15:30	TH
Carbon disulfide	BRL	5.0		ug/L	204545	1	03/17/2015 15:30	TH
Carbon tetrachloride	BRL	5.0		ug/L	204545	1	03/17/2015 15:30	TH
Chlorobenzene	BRL	5.0		ug/L	204545	1	03/17/2015 15:30	TH
Chloroethane	BRL	10		ug/L	204545	1	03/17/2015 15:30	TH
Chloroform	BRL	5.0		ug/L	204545	1	03/17/2015 15:30	TH
Chloromethane	BRL	10		ug/L	204545	1	03/17/2015 15:30	TH
cis-1,2-Dichloroethene	6.9	5.0		ug/L	204545	1	03/17/2015 15:30	TH
cis-1,3-Dichloropropene	BRL	5.0		ug/L	204545	1	03/17/2015 15:30	TH
Cyclohexane	BRL	5.0		ug/L	204545	1	03/17/2015 15:30	TH
Dibromochloromethane	BRL	5.0		ug/L	204545	1	03/17/2015 15:30	TH
Dichlorodifluoromethane	BRL	10		ug/L	204545	1	03/17/2015 15:30	TH
Ethylbenzene	BRL	5.0		ug/L	204545	1	03/17/2015 15:30	TH
Freon-113	BRL	10		ug/L	204545	1	03/17/2015 15:30	TH
Isopropylbenzene	BRL	5.0		ug/L	204545	1	03/17/2015 15:30	TH
m,p-Xylene	BRL	5.0		ug/L	204545	1	03/17/2015 15:30	TH
Methyl acetate	BRL	5.0		ug/L	204545	1	03/17/2015 15:30	TH
Methyl tert-butyl ether	BRL	5.0		ug/L	204545	1	03/17/2015 15:30	TH
Methylcyclohexane	BRL	5.0		ug/L	204545	1	03/17/2015 15:30	TH
Methylene chloride	BRL	5.0		ug/L	204545	1	03/17/2015 15:30	TH

Qualifiers:

*	Value exceeds maximum contaminant level	E	Estimated (value above quantitation range)
BRL	Below reporting limit	S	Spike Recovery outside limits due to matrix
H	Holding times for preparation or analysis exceeded	Narr	See case narrative
N	Analyte not NELAC certified	NC	Not confirmed
B	Analyte detected in the associated method blank	<	Less than Result value
>	Greater than Result value	J	Estimated value detected below Reporting Limit

Analytical Environmental Services, Inc **Date:** 19-Mar-15

Client:	Environmental Planning Specialists, Inc.	**Client Sample ID:**	15069-MW-43
Lab Order	1503D34	**Tag Number:**	
Project Name:	Rheem	**Collection Date:**	3/10/2015 11:28:00 AM
Lab ID:	1503D34-004A	**Matrix:**	Groundwater

Analyses	Result	Reporting Limit	Qual	Units	BatchID	Dilution Factor	Date Analyzed	Analyst
TCL VOLATILE ORGANICS SW8260B				**(SW5030B)**				
o-Xylene	BRL	5.0		ug/L	204545	1	03/17/2015 15:30	TH
Styrene	BRL	5.0		ug/L	204545	1	03/17/2015 15:30	TH
Tetrachloroethene	BRL	5.0		ug/L	204545	1	03/17/2015 15:30	TH
Toluene	BRL	5.0		ug/L	204545	1	03/17/2015 15:30	TH
trans-1,2-Dichloroethene	BRL	5.0		ug/L	204545	1	03/17/2015 15:30	TH
trans-1,3-Dichloropropene	BRL	5.0		ug/L	204545	1	03/17/2015 15:30	TH
Trichloroethene	170	5.0		ug/L	204545	1	03/17/2015 15:30	TH
Trichlorofluoromethane	BRL	5.0		ug/L	204545	1	03/17/2015 15:30	TH
Vinyl chloride	BRL	2.0		ug/L	204545	1	03/17/2015 15:30	TH
Surr: 4-Bromofluorobenzene	87.6	70.6-123		%REC	204545	1	03/17/2015 15:30	TH
Surr: Dibromofluoromethane	110	78.7-124		%REC	204545	1	03/17/2015 15:30	TH
Surr: Toluene-d8	96.3	81.3-120		%REC	204545	1	03/17/2015 15:30	TH

Qualifiers:

*	Value exceeds maximum contaminant level	E	Estimated (value above quantitation range)
BRL	Below reporting limit	S	Spike Recovery outside limits due to matrix
H	Holding times for preparation or analysis exceeded	Narr	See case narrative
N	Analyte not NELAC certified	NC	Not confirmed
B	Analyte detected in the associated method blank	<	Less than Result value
>	Greater than Result value	J	Estimated value detected below Reporting Limit

Analytical Environmental Services, Inc **Date:** 19-Mar-15

Client:	Environmental Planning Specialists, Inc.	**Client Sample ID:**	15069-MW-33
Lab Order	1503D34	**Tag Number:**	
Project Name:	Rheem	**Collection Date:**	3/10/2015 4:15:00 PM
Lab ID:	1503D34-005A	**Matrix:**	Groundwater

Analyses	Result	Reporting Limit	Qual	Units	BatchID	Dilution Factor	Date Analyzed	Analyst
TCL VOLATILE ORGANICS SW8260B					**(SW5030B)**			
1,1,1-Trichloroethane	BRL	5.0		ug/L	204545	1	03/17/2015 15:55	TH
1,1,2,2-Tetrachloroethane	BRL	5.0		ug/L	204545	1	03/17/2015 15:55	TH
1,1,2-Trichloroethane	BRL	5.0		ug/L	204545	1	03/17/2015 15:55	TH
1,1-Dichloroethane	BRL	5.0		ug/L	204545	1	03/17/2015 15:55	TH
1,1-Dichloroethene	BRL	5.0		ug/L	204545	1	03/17/2015 15:55	TH
1,2,4-Trichlorobenzene	BRL	5.0		ug/L	204545	1	03/17/2015 15:55	TH
1,2-Dibromo-3-chloropropane	BRL	5.0		ug/L	204545	1	03/17/2015 15:55	TH
1,2-Dibromoethane	BRL	5.0		ug/L	204545	1	03/17/2015 15:55	TH
1,2-Dichlorobenzene	BRL	5.0		ug/L	204545	1	03/17/2015 15:55	TH
1,2-Dichloroethane	BRL	5.0		ug/L	204545	1	03/17/2015 15:55	TH
1,2-Dichloropropane	BRL	5.0		ug/L	204545	1	03/17/2015 15:55	TH
1,3-Dichlorobenzene	BRL	5.0		ug/L	204545	1	03/17/2015 15:55	TH
1,4-Dichlorobenzene	BRL	5.0		ug/L	204545	1	03/17/2015 15:55	TH
2-Butanone	BRL	50		ug/L	204545	1	03/17/2015 15:55	TH
2-Hexanone	BRL	10		ug/L	204545	1	03/17/2015 15:55	TH
4-Methyl-2-pentanone	BRL	10		ug/L	204545	1	03/17/2015 15:55	TH
Acetone	BRL	50		ug/L	204545	1	03/17/2015 15:55	TH
Benzene	BRL	5.0		ug/L	204545	1	03/17/2015 15:55	TH
Bromodichloromethane	BRL	5.0		ug/L	204545	1	03/17/2015 15:55	TH
Bromoform	BRL	5.0		ug/L	204545	1	03/17/2015 15:55	TH
Bromomethane	BRL	5.0		ug/L	204545	1	03/17/2015 15:55	TH
Carbon disulfide	BRL	5.0		ug/L	204545	1	03/17/2015 15:55	TH
Carbon tetrachloride	BRL	5.0		ug/L	204545	1	03/17/2015 15:55	TH
Chlorobenzene	BRL	5.0		ug/L	204545	1	03/17/2015 15:55	TH
Chloroethane	BRL	10		ug/L	204545	1	03/17/2015 15:55	TH
Chloroform	BRL	5.0		ug/L	204545	1	03/17/2015 15:55	TH
Chloromethane	BRL	10		ug/L	204545	1	03/17/2015 15:55	TH
cis-1,2-Dichloroethene	18	5.0		ug/L	204545	1	03/17/2015 15:55	TH
cis-1,3-Dichloropropene	BRL	5.0		ug/L	204545	1	03/17/2015 15:55	TH
Cyclohexane	BRL	5.0		ug/L	204545	1	03/17/2015 15:55	TH
Dibromochloromethane	BRL	5.0		ug/L	204545	1	03/17/2015 15:55	TH
Dichlorodifluoromethane	BRL	10		ug/L	204545	1	03/17/2015 15:55	TH
Ethylbenzene	BRL	5.0		ug/L	204545	1	03/17/2015 15:55	TH
Freon-113	BRL	10		ug/L	204545	1	03/17/2015 15:55	TH
Isopropylbenzene	BRL	5.0		ug/L	204545	1	03/17/2015 15:55	TH
m,p-Xylene	BRL	5.0		ug/L	204545	1	03/17/2015 15:55	TH
Methyl acetate	BRL	5.0		ug/L	204545	1	03/17/2015 15:55	TH
Methyl tert-butyl ether	BRL	5.0		ug/L	204545	1	03/17/2015 15:55	TH
Methylcyclohexane	BRL	5.0		ug/L	204545	1	03/17/2015 15:55	TH
Methylene chloride	BRL	5.0		ug/L	204545	1	03/17/2015 15:55	TH

Qualifiers:

*	Value exceeds maximum contaminant level	E	Estimated (value above quantitation range)
BRL	Below reporting limit	S	Spike Recovery outside limits due to matrix
H	Holding times for preparation or analysis exceeded	Narr	See case narrative
N	Analyte not NELAC certified	NC	Not confirmed
B	Analyte detected in the associated method blank	<	Less than Result value
>	Greater than Result value	J	Estimated value detected below Reporting Limit

Analytical Environmental Services, Inc **Date:** 19-Mar-15

Client:	Environmental Planning Specialists, Inc.	**Client Sample ID:**	15069-MW-33
Lab Order	1503D34	**Tag Number:**	
Project Name:	Rheem	**Collection Date:**	3/10/2015 4:15:00 PM
Lab ID:	1503D34-005A	**Matrix:**	Groundwater

Analyses	Result	Reporting Limit	Qual	Units	BatchID	Dilution Factor	Date Analyzed	Analyst
TCL VOLATILE ORGANICS SW8260B				**(SW5030B)**				
o-Xylene	BRL	5.0		ug/L	204545	1	03/17/2015 15:55	TH
Styrene	BRL	5.0		ug/L	204545	1	03/17/2015 15:55	TH
Tetrachloroethene	BRL	5.0		ug/L	204545	1	03/17/2015 15:55	TH
Toluene	BRL	5.0		ug/L	204545	1	03/17/2015 15:55	TH
trans-1,2-Dichloroethene	BRL	5.0		ug/L	204545	1	03/17/2015 15:55	TH
trans-1,3-Dichloropropene	BRL	5.0		ug/L	204545	1	03/17/2015 15:55	TH
Trichloroethene	140	5.0		ug/L	204545	1	03/17/2015 15:55	TH
Trichlorofluoromethane	BRL	5.0		ug/L	204545	1	03/17/2015 15:55	TH
Vinyl chloride	BRL	2.0		ug/L	204545	1	03/17/2015 15:55	TH
Surr: 4-Bromofluorobenzene	87.9	70.6-123		%REC	204545	1	03/17/2015 15:55	TH
Surr: Dibromofluoromethane	114	78.7-124		%REC	204545	1	03/17/2015 15:55	TH
Surr: Toluene-d8	96	81.3-120		%REC	204545	1	03/17/2015 15:55	TH

Qualifiers:

*	Value exceeds maximum contaminant level	E	Estimated (value above quantitation range)
BRL	Below reporting limit	S	Spike Recovery outside limits due to matrix
H	Holding times for preparation or analysis exceeded	Narr	See case narrative
N	Analyte not NELAC certified	NC	Not confirmed
B	Analyte detected in the associated method blank	<	Less than Result value
>	Greater than Result value	J	Estimated value detected below Reporting Limit

Analytical Environmental Services, Inc **Date:** 19-Mar-15

Client:	Environmental Planning Specialists, Inc.	**Client Sample ID:**	15069-MW-44
Lab Order	1503D34	**Tag Number:**	
Project Name:	Rheem	**Collection Date:**	3/10/2015 4:15:00 PM
Lab ID:	1503D34-006A	**Matrix:**	Groundwater

Analyses	Result	Reporting Limit	Qual	Units	BatchID	Dilution Factor	Date Analyzed	Analyst
TCL VOLATILE ORGANICS SW8260B					**(SW5030B)**			
1,1,1-Trichloroethane	BRL	5.0		ug/L	204545	1	03/17/2015 16:44	TH
1,1,2,2-Tetrachloroethane	BRL	5.0		ug/L	204545	1	03/17/2015 16:44	TH
1,1,2-Trichloroethane	BRL	5.0		ug/L	204545	1	03/17/2015 16:44	TH
1,1-Dichloroethane	BRL	5.0		ug/L	204545	1	03/17/2015 16:44	TH
1,1-Dichloroethene	BRL	5.0		ug/L	204545	1	03/17/2015 16:44	TH
1,2,4-Trichlorobenzene	BRL	5.0		ug/L	204545	1	03/17/2015 16:44	TH
1,2-Dibromo-3-chloropropane	BRL	5.0		ug/L	204545	1	03/17/2015 16:44	TH
1,2-Dibromoethane	BRL	5.0		ug/L	204545	1	03/17/2015 16:44	TH
1,2-Dichlorobenzene	BRL	5.0		ug/L	204545	1	03/17/2015 16:44	TH
1,2-Dichloroethane	BRL	5.0		ug/L	204545	1	03/17/2015 16:44	TH
1,2-Dichloropropane	BRL	5.0		ug/L	204545	1	03/17/2015 16:44	TH
1,3-Dichlorobenzene	BRL	5.0		ug/L	204545	1	03/17/2015 16:44	TH
1,4-Dichlorobenzene	BRL	5.0		ug/L	204545	1	03/17/2015 16:44	TH
2-Butanone	BRL	50		ug/L	204545	1	03/17/2015 16:44	TH
2-Hexanone	BRL	10		ug/L	204545	1	03/17/2015 16:44	TH
4-Methyl-2-pentanone	BRL	10		ug/L	204545	1	03/17/2015 16:44	TH
Acetone	BRL	50		ug/L	204545	1	03/17/2015 16:44	TH
Benzene	BRL	5.0		ug/L	204545	1	03/17/2015 16:44	TH
Bromodichloromethane	BRL	5.0		ug/L	204545	1	03/17/2015 16:44	TH
Bromoform	BRL	5.0		ug/L	204545	1	03/17/2015 16:44	TH
Bromomethane	BRL	5.0		ug/L	204545	1	03/17/2015 16:44	TH
Carbon disulfide	BRL	5.0		ug/L	204545	1	03/17/2015 16:44	TH
Carbon tetrachloride	BRL	5.0		ug/L	204545	1	03/17/2015 16:44	TH
Chlorobenzene	BRL	5.0		ug/L	204545	1	03/17/2015 16:44	TH
Chloroethane	BRL	10		ug/L	204545	1	03/17/2015 16:44	TH
Chloroform	BRL	5.0		ug/L	204545	1	03/17/2015 16:44	TH
Chloromethane	BRL	10		ug/L	204545	1	03/17/2015 16:44	TH
cis-1,2-Dichloroethene	BRL	5.0		ug/L	204545	1	03/17/2015 16:44	TH
cis-1,3-Dichloropropene	BRL	5.0		ug/L	204545	1	03/17/2015 16:44	TH
Cyclohexane	BRL	5.0		ug/L	204545	1	03/17/2015 16:44	TH
Dibromochloromethane	BRL	5.0		ug/L	204545	1	03/17/2015 16:44	TH
Dichlorodifluoromethane	BRL	10		ug/L	204545	1	03/17/2015 16:44	TH
Ethylbenzene	BRL	5.0		ug/L	204545	1	03/17/2015 16:44	TH
Freon-113	BRL	10		ug/L	204545	1	03/17/2015 16:44	TH
Isopropylbenzene	BRL	5.0		ug/L	204545	1	03/17/2015 16:44	TH
m,p-Xylene	BRL	5.0		ug/L	204545	1	03/17/2015 16:44	TH
Methyl acetate	BRL	5.0		ug/L	204545	1	03/17/2015 16:44	TH
Methyl tert-butyl ether	BRL	5.0		ug/L	204545	1	03/17/2015 16:44	TH
Methylcyclohexane	BRL	5.0		ug/L	204545	1	03/17/2015 16:44	TH
Methylene chloride	BRL	5.0		ug/L	204545	1	03/17/2015 16:44	TH

Qualifiers:

*	Value exceeds maximum contaminant level	E	Estimated (value above quantitation range)
BRL	Below reporting limit	S	Spike Recovery outside limits due to matrix
H	Holding times for preparation or analysis exceeded	Narr	See case narrative
N	Analyte not NELAC certified	NC	Not confirmed
B	Analyte detected in the associated method blank	<	Less than Result value
>	Greater than Result value	J	Estimated value detected below Reporting Limit

Analytical Environmental Services, Inc

Date: 19-Mar-15

Client:	Environmental Planning Specialists, Inc.	**Client Sample ID:**	15069-MW-44
Lab Order	1503D34	**Tag Number:**	
Project Name:	Rheem	**Collection Date:**	3/10/2015 4:15:00 PM
Lab ID:	1503D34-006A	**Matrix:**	Groundwater

Analyses	Result	Reporting Limit	Qual	Units	BatchID	Dilution Factor	Date Analyzed	Analyst
TCL VOLATILE ORGANICS SW8260B				**(SW5030B)**				
o-Xylene	BRL	5.0		ug/L	204545	1	03/17/2015 16:44	TH
Styrene	BRL	5.0		ug/L	204545	1	03/17/2015 16:44	TH
Tetrachloroethene	BRL	5.0		ug/L	204545	1	03/17/2015 16:44	TH
Toluene	BRL	5.0		ug/L	204545	1	03/17/2015 16:44	TH
trans-1,2-Dichloroethene	BRL	5.0		ug/L	204545	1	03/17/2015 16:44	TH
trans-1,3-Dichloropropene	BRL	5.0		ug/L	204545	1	03/17/2015 16:44	TH
Trichloroethene	BRL	5.0		ug/L	204545	1	03/17/2015 16:44	TH
Trichlorofluoromethane	BRL	5.0		ug/L	204545	1	03/17/2015 16:44	TH
Vinyl chloride	BRL	2.0		ug/L	204545	1	03/17/2015 16:44	TH
Surr: 4-Bromofluorobenzene	86.6	70.6-123		%REC	204545	1	03/17/2015 16:44	TH
Surr: Dibromofluoromethane	114	78.7-124		%REC	204545	1	03/17/2015 16:44	TH
Surr: Toluene-d8	98.7	81.3-120		%REC	204545	1	03/17/2015 16:44	TH

Qualifiers:

*	Value exceeds maximum contaminant level	E	Estimated (value above quantitation range)
BRL	Below reporting limit	S	Spike Recovery outside limits due to matrix
H	Holding times for preparation or analysis exceeded	Narr	See case narrative
N	Analyte not NELAC certified	NC	Not confirmed
B	Analyte detected in the associated method blank	<	Less than Result value
>	Greater than Result value	J	Estimated value detected below Reporting Limit

Analytical Environmental Services, Inc

Date: 19-Mar-15

Client:	Environmental Planning Specialists, Inc.	**Client Sample ID:**	15070-MW-45
Lab Order	1503D34	**Tag Number:**	
Project Name:	Rheem	**Collection Date:**	3/11/2015 1:58:00 PM
Lab ID:	1503D34-007A	**Matrix:**	Groundwater

Analyses	Result	Reporting Limit	Qual	Units	BatchID	Dilution Factor	Date Analyzed	Analyst
TCL VOLATILE ORGANICS SW8260B					**(SW5030B)**			
1,1,1-Trichloroethane	BRL	5.0		ug/L	204545	1	03/17/2015 17:08	TH
1,1,2,2-Tetrachloroethane	BRL	5.0		ug/L	204545	1	03/17/2015 17:08	TH
1,1,2-Trichloroethane	BRL	5.0		ug/L	204545	1	03/17/2015 17:08	TH
1,1-Dichloroethane	BRL	5.0		ug/L	204545	1	03/17/2015 17:08	TH
1,1-Dichloroethene	BRL	5.0		ug/L	204545	1	03/17/2015 17:08	TH
1,2,4-Trichlorobenzene	BRL	5.0		ug/L	204545	1	03/17/2015 17:08	TH
1,2-Dibromo-3-chloropropane	BRL	5.0		ug/L	204545	1	03/17/2015 17:08	TH
1,2-Dibromoethane	BRL	5.0		ug/L	204545	1	03/17/2015 17:08	TH
1,2-Dichlorobenzene	BRL	5.0		ug/L	204545	1	03/17/2015 17:08	TH
1,2-Dichloroethane	BRL	5.0		ug/L	204545	1	03/17/2015 17:08	TH
1,2-Dichloropropane	BRL	5.0		ug/L	204545	1	03/17/2015 17:08	TH
1,3-Dichlorobenzene	BRL	5.0		ug/L	204545	1	03/17/2015 17:08	TH
1,4-Dichlorobenzene	BRL	5.0		ug/L	204545	1	03/17/2015 17:08	TH
2-Butanone	BRL	50		ug/L	204545	1	03/17/2015 17:08	TH
2-Hexanone	BRL	10		ug/L	204545	1	03/17/2015 17:08	TH
4-Methyl-2-pentanone	BRL	10		ug/L	204545	1	03/17/2015 17:08	TH
Acetone	BRL	50		ug/L	204545	1	03/17/2015 17:08	TH
Benzene	BRL	5.0		ug/L	204545	1	03/17/2015 17:08	TH
Bromodichloromethane	BRL	5.0		ug/L	204545	1	03/17/2015 17:08	TH
Bromoform	BRL	5.0		ug/L	204545	1	03/17/2015 17:08	TH
Bromomethane	BRL	5.0		ug/L	204545	1	03/17/2015 17:08	TH
Carbon disulfide	BRL	5.0		ug/L	204545	1	03/17/2015 17:08	TH
Carbon tetrachloride	BRL	5.0		ug/L	204545	1	03/17/2015 17:08	TH
Chlorobenzene	BRL	5.0		ug/L	204545	1	03/17/2015 17:08	TH
Chloroethane	BRL	10		ug/L	204545	1	03/17/2015 17:08	TH
Chloroform	BRL	5.0		ug/L	204545	1	03/17/2015 17:08	TH
Chloromethane	BRL	10		ug/L	204545	1	03/17/2015 17:08	TH
cis-1,2-Dichloroethene	BRL	5.0		ug/L	204545	1	03/17/2015 17:08	TH
cis-1,3-Dichloropropene	BRL	5.0		ug/L	204545	1	03/17/2015 17:08	TH
Cyclohexane	BRL	5.0		ug/L	204545	1	03/17/2015 17:08	TH
Dibromochloromethane	BRL	5.0		ug/L	204545	1	03/17/2015 17:08	TH
Dichlorodifluoromethane	BRL	10		ug/L	204545	1	03/17/2015 17:08	TH
Ethylbenzene	BRL	5.0		ug/L	204545	1	03/17/2015 17:08	TH
Freon-113	BRL	10		ug/L	204545	1	03/17/2015 17:08	TH
Isopropylbenzene	BRL	5.0		ug/L	204545	1	03/17/2015 17:08	TH
m,p-Xylene	BRL	5.0		ug/L	204545	1	03/17/2015 17:08	TH
Methyl acetate	BRL	5.0		ug/L	204545	1	03/17/2015 17:08	TH
Methyl tert-butyl ether	BRL	5.0		ug/L	204545	1	03/17/2015 17:08	TH
Methylcyclohexane	BRL	5.0		ug/L	204545	1	03/17/2015 17:08	TH
Methylene chloride	BRL	5.0		ug/L	204545	1	03/17/2015 17:08	TH

Qualifiers:

*	Value exceeds maximum contaminant level	E	Estimated (value above quantitation range)
BRL	Below reporting limit	S	Spike Recovery outside limits due to matrix
H	Holding times for preparation or analysis exceeded	Narr	See case narrative
N	Analyte not NELAC certified	NC	Not confirmed
B	Analyte detected in the associated method blank	<	Less than Result value
>	Greater than Result value	J	Estimated value detected below Reporting Limit

Analytical Environmental Services, Inc **Date:** 19-Mar-15

Client:	Environmental Planning Specialists, Inc.	**Client Sample ID:**	15070-MW-45
Lab Order	1503D34	**Tag Number:**	
Project Name:	Rheem	**Collection Date:**	3/11/2015 1:58:00 PM
Lab ID:	1503D34-007A	**Matrix:**	Groundwater

Analyses	Result	Reporting Limit	Qual	Units	BatchID	Dilution Factor	Date Analyzed	Analyst
TCL VOLATILE ORGANICS SW8260B				**(SW5030B)**				
o-Xylene	BRL	5.0		ug/L	204545	1	03/17/2015 17:08	TH
Styrene	BRL	5.0		ug/L	204545	1	03/17/2015 17:08	TH
Tetrachloroethene	BRL	5.0		ug/L	204545	1	03/17/2015 17:08	TH
Toluene	BRL	5.0		ug/L	204545	1	03/17/2015 17:08	TH
trans-1,2-Dichloroethene	BRL	5.0		ug/L	204545	1	03/17/2015 17:08	TH
trans-1,3-Dichloropropene	BRL	5.0		ug/L	204545	1	03/17/2015 17:08	TH
Trichloroethene	BRL	5.0		ug/L	204545	1	03/17/2015 17:08	TH
Trichlorofluoromethane	BRL	5.0		ug/L	204545	1	03/17/2015 17:08	TH
Vinyl chloride	BRL	2.0		ug/L	204545	1	03/17/2015 17:08	TH
Surr: 4-Bromofluorobenzene	87.1	70.6-123		%REC	204545	1	03/17/2015 17:08	TH
Surr: Dibromofluoromethane	111	78.7-124		%REC	204545	1	03/17/2015 17:08	TH
Surr: Toluene-d8	94.9	81.3-120		%REC	204545	1	03/17/2015 17:08	TH

Qualifiers:

*	Value exceeds maximum contaminant level	E	Estimated (value above quantitation range)
BRL	Below reporting limit	S	Spike Recovery outside limits due to matrix
H	Holding times for preparation or analysis exceeded	Narr	See case narrative
N	Analyte not NELAC certified	NC	Not confirmed
B	Analyte detected in the associated method blank	<	Less than Result value
>	Greater than Result value	J	Estimated value detected below Reporting Limit

Analytical Environmental Services, Inc

Date: 19-Mar-15

Client:	Environmental Planning Specialists, Inc.	**Client Sample ID:**	15070-MW-36
Lab Order	1503D34	**Tag Number:**	
Project Name:	Rheem	**Collection Date:**	3/11/2015 4:10:00 PM
Lab ID:	1503D34-008A	**Matrix:**	Groundwater

Analyses	Result	Reporting Limit	Qual	Units	BatchID	Dilution Factor	Date Analyzed	Analyst
TCL VOLATILE ORGANICS SW8260B					**(SW5030B)**			
1,1,1-Trichloroethane	BRL	5.0		ug/L	204545	1	03/17/2015 17:33	TH
1,1,2,2-Tetrachloroethane	BRL	5.0		ug/L	204545	1	03/17/2015 17:33	TH
1,1,2-Trichloroethane	BRL	5.0		ug/L	204545	1	03/17/2015 17:33	TH
1,1-Dichloroethane	BRL	5.0		ug/L	204545	1	03/17/2015 17:33	TH
1,1-Dichloroethene	BRL	5.0		ug/L	204545	1	03/17/2015 17:33	TH
1,2,4-Trichlorobenzene	BRL	5.0		ug/L	204545	1	03/17/2015 17:33	TH
1,2-Dibromo-3-chloropropane	BRL	5.0		ug/L	204545	1	03/17/2015 17:33	TH
1,2-Dibromoethane	BRL	5.0		ug/L	204545	1	03/17/2015 17:33	TH
1,2-Dichlorobenzene	BRL	5.0		ug/L	204545	1	03/17/2015 17:33	TH
1,2-Dichloroethane	BRL	5.0		ug/L	204545	1	03/17/2015 17:33	TH
1,2-Dichloropropane	BRL	5.0		ug/L	204545	1	03/17/2015 17:33	TH
1,3-Dichlorobenzene	BRL	5.0		ug/L	204545	1	03/17/2015 17:33	TH
1,4-Dichlorobenzene	BRL	5.0		ug/L	204545	1	03/17/2015 17:33	TH
2-Butanone	BRL	50		ug/L	204545	1	03/17/2015 17:33	TH
2-Hexanone	BRL	10		ug/L	204545	1	03/17/2015 17:33	TH
4-Methyl-2-pentanone	BRL	10		ug/L	204545	1	03/17/2015 17:33	TH
Acetone	BRL	50		ug/L	204545	1	03/17/2015 17:33	TH
Benzene	BRL	5.0		ug/L	204545	1	03/17/2015 17:33	TH
Bromodichloromethane	BRL	5.0		ug/L	204545	1	03/17/2015 17:33	TH
Bromoform	BRL	5.0		ug/L	204545	1	03/17/2015 17:33	TH
Bromomethane	BRL	5.0		ug/L	204545	1	03/17/2015 17:33	TH
Carbon disulfide	BRL	5.0		ug/L	204545	1	03/17/2015 17:33	TH
Carbon tetrachloride	BRL	5.0		ug/L	204545	1	03/17/2015 17:33	TH
Chlorobenzene	BRL	5.0		ug/L	204545	1	03/17/2015 17:33	TH
Chloroethane	BRL	10		ug/L	204545	1	03/17/2015 17:33	TH
Chloroform	BRL	5.0		ug/L	204545	1	03/17/2015 17:33	TH
Chloromethane	BRL	10		ug/L	204545	1	03/17/2015 17:33	TH
cis-1,2-Dichloroethene	BRL	5.0		ug/L	204545	1	03/17/2015 17:33	TH
cis-1,3-Dichloropropene	BRL	5.0		ug/L	204545	1	03/17/2015 17:33	TH
Cyclohexane	BRL	5.0		ug/L	204545	1	03/17/2015 17:33	TH
Dibromochloromethane	BRL	5.0		ug/L	204545	1	03/17/2015 17:33	TH
Dichlorodifluoromethane	BRL	10		ug/L	204545	1	03/17/2015 17:33	TH
Ethylbenzene	BRL	5.0		ug/L	204545	1	03/17/2015 17:33	TH
Freon-113	BRL	10		ug/L	204545	1	03/17/2015 17:33	TH
Isopropylbenzene	BRL	5.0		ug/L	204545	1	03/17/2015 17:33	TH
m,p-Xylene	BRL	5.0		ug/L	204545	1	03/17/2015 17:33	TH
Methyl acetate	BRL	5.0		ug/L	204545	1	03/17/2015 17:33	TH
Methyl tert-butyl ether	BRL	5.0		ug/L	204545	1	03/17/2015 17:33	TH
Methylcyclohexane	BRL	5.0		ug/L	204545	1	03/17/2015 17:33	TH
Methylene chloride	BRL	5.0		ug/L	204545	1	03/17/2015 17:33	TH

Qualifiers:

*	Value exceeds maximum contaminant level	E	Estimated (value above quantitation range)
BRL	Below reporting limit	S	Spike Recovery outside limits due to matrix
H	Holding times for preparation or analysis exceeded	Narr	See case narrative
N	Analyte not NELAC certified	NC	Not confirmed
B	Analyte detected in the associated method blank	<	Less than Result value
>	Greater than Result value	J	Estimated value detected below Reporting Limit

Analytical Environmental Services, Inc

Date: 19-Mar-15

Client:	Environmental Planning Specialists, Inc.	**Client Sample ID:**	15070-MW-36
Lab Order	1503D34	**Tag Number:**	
Project Name:	Rheem	**Collection Date:**	3/11/2015 4:10:00 PM
Lab ID:	1503D34-008A	**Matrix:**	Groundwater

Analyses	Result	Reporting Limit	Qual	Units	BatchID	Dilution Factor	Date Analyzed	Analyst
TCL VOLATILE ORGANICS SW8260B				**(SW5030B)**				
o-Xylene	BRL	5.0		ug/L	204545	1	03/17/2015 17:33	TH
Styrene	BRL	5.0		ug/L	204545	1	03/17/2015 17:33	TH
Tetrachloroethene	BRL	5.0		ug/L	204545	1	03/17/2015 17:33	TH
Toluene	BRL	5.0		ug/L	204545	1	03/17/2015 17:33	TH
trans-1,2-Dichloroethene	BRL	5.0		ug/L	204545	1	03/17/2015 17:33	TH
trans-1,3-Dichloropropene	BRL	5.0		ug/L	204545	1	03/17/2015 17:33	TH
Trichloroethene	BRL	5.0		ug/L	204545	1	03/17/2015 17:33	TH
Trichlorofluoromethane	BRL	5.0		ug/L	204545	1	03/17/2015 17:33	TH
Vinyl chloride	BRL	2.0		ug/L	204545	1	03/17/2015 17:33	TH
Surr: 4-Bromofluorobenzene	87.2	70.6-123		%REC	204545	1	03/17/2015 17:33	TH
Surr: Dibromofluoromethane	113	78.7-124		%REC	204545	1	03/17/2015 17:33	TH
Surr: Toluene-d8	95.3	81.3-120		%REC	204545	1	03/17/2015 17:33	TH

Qualifiers:

*	Value exceeds maximum contaminant level	E	Estimated (value above quantitation range)
BRL	Below reporting limit	S	Spike Recovery outside limits due to matrix
H	Holding times for preparation or analysis exceeded	Narr	See case narrative
N	Analyte not NELAC certified	NC	Not confirmed
B	Analyte detected in the associated method blank	<	Less than Result value
>	Greater than Result value	J	Estimated value detected below Reporting Limit

Analytical Environmental Services, Inc **Date:** 19-Mar-15

Client:	Environmental Planning Specialists, Inc.	**Client Sample ID:**	TRIP BLANK
Lab Order	1503D34	**Tag Number:**	
Project Name:	Rheem	**Collection Date:**	3/14/2015
Lab ID:	1503D34-009A	**Matrix:**	Aqueous

Analyses	Result	Reporting Limit	Qual	Units	BatchID	Dilution Factor	Date Analyzed	Analyst
TCL VOLATILE ORGANICS SW8260B					**(SW5030B)**			
1,1,1-Trichloroethane	BRL	5.0		ug/L	204545	1	03/17/2015 13:02	TH
1,1,2,2-Tetrachloroethane	BRL	5.0		ug/L	204545	1	03/17/2015 13:02	TH
1,1,2-Trichloroethane	BRL	5.0		ug/L	204545	1	03/17/2015 13:02	TH
1,1-Dichloroethane	BRL	5.0		ug/L	204545	1	03/17/2015 13:02	TH
1,1-Dichloroethene	BRL	5.0		ug/L	204545	1	03/17/2015 13:02	TH
1,2,4-Trichlorobenzene	BRL	5.0		ug/L	204545	1	03/17/2015 13:02	TH
1,2-Dibromo-3-chloropropane	BRL	5.0		ug/L	204545	1	03/17/2015 13:02	TH
1,2-Dibromoethane	BRL	5.0		ug/L	204545	1	03/17/2015 13:02	TH
1,2-Dichlorobenzene	BRL	5.0		ug/L	204545	1	03/17/2015 13:02	TH
1,2-Dichloroethane	BRL	5.0		ug/L	204545	1	03/17/2015 13:02	TH
1,2-Dichloropropane	BRL	5.0		ug/L	204545	1	03/17/2015 13:02	TH
1,3-Dichlorobenzene	BRL	5.0		ug/L	204545	1	03/17/2015 13:02	TH
1,4-Dichlorobenzene	BRL	5.0		ug/L	204545	1	03/17/2015 13:02	TH
2-Butanone	BRL	50		ug/L	204545	1	03/17/2015 13:02	TH
2-Hexanone	BRL	10		ug/L	204545	1	03/17/2015 13:02	TH
4-Methyl-2-pentanone	BRL	10		ug/L	204545	1	03/17/2015 13:02	TH
Acetone	BRL	50		ug/L	204545	1	03/17/2015 13:02	TH
Benzene	BRL	5.0		ug/L	204545	1	03/17/2015 13:02	TH
Bromodichloromethane	BRL	5.0		ug/L	204545	1	03/17/2015 13:02	TH
Bromoform	BRL	5.0		ug/L	204545	1	03/17/2015 13:02	TH
Bromomethane	BRL	5.0		ug/L	204545	1	03/17/2015 13:02	TH
Carbon disulfide	BRL	5.0		ug/L	204545	1	03/17/2015 13:02	TH
Carbon tetrachloride	BRL	5.0		ug/L	204545	1	03/17/2015 13:02	TH
Chlorobenzene	BRL	5.0		ug/L	204545	1	03/17/2015 13:02	TH
Chloroethane	BRL	10		ug/L	204545	1	03/17/2015 13:02	TH
Chloroform	BRL	5.0		ug/L	204545	1	03/17/2015 13:02	TH
Chloromethane	BRL	10		ug/L	204545	1	03/17/2015 13:02	TH
cis-1,2-Dichloroethene	BRL	5.0		ug/L	204545	1	03/17/2015 13:02	TH
cis-1,3-Dichloropropene	BRL	5.0		ug/L	204545	1	03/17/2015 13:02	TH
Cyclohexane	BRL	5.0		ug/L	204545	1	03/17/2015 13:02	TH
Dibromochloromethane	BRL	5.0		ug/L	204545	1	03/17/2015 13:02	TH
Dichlorodifluoromethane	BRL	10		ug/L	204545	1	03/17/2015 13:02	TH
Ethylbenzene	BRL	5.0		ug/L	204545	1	03/17/2015 13:02	TH
Freon-113	BRL	10		ug/L	204545	1	03/17/2015 13:02	TH
Isopropylbenzene	BRL	5.0		ug/L	204545	1	03/17/2015 13:02	TH
m,p-Xylene	BRL	5.0		ug/L	204545	1	03/17/2015 13:02	TH
Methyl acetate	BRL	5.0		ug/L	204545	1	03/17/2015 13:02	TH
Methyl tert-butyl ether	BRL	5.0		ug/L	204545	1	03/17/2015 13:02	TH
Methylcyclohexane	BRL	5.0		ug/L	204545	1	03/17/2015 13:02	TH
Methylene chloride	BRL	5.0		ug/L	204545	1	03/17/2015 13:02	TH

Qualifiers:

*	Value exceeds maximum contaminant level	E	Estimated (value above quantitation range)
BRL	Below reporting limit	S	Spike Recovery outside limits due to matrix
H	Holding times for preparation or analysis exceeded	Narr	See case narrative
N	Analyte not NELAC certified	NC	Not confirmed
B	Analyte detected in the associated method blank	<	Less than Result value
>	Greater than Result value	J	Estimated value detected below Reporting Limit

Analytical Environmental Services, Inc **Date:** 19-Mar-15

Client:	Environmental Planning Specialists, Inc.	**Client Sample ID:**	TRIP BLANK
Lab Order	1503D34	**Tag Number:**	
Project Name:	Rheem	**Collection Date:**	3/14/2015
Lab ID:	1503D34-009A	**Matrix:**	Aqueous

Analyses	Result	Reporting Limit	Qual	Units	BatchID	Dilution Factor	Date Analyzed	Analyst
TCL VOLATILE ORGANICS SW8260B				**(SW5030B)**				
o-Xylene	BRL	5.0		ug/L	204545	1	03/17/2015 13:02	TH
Styrene	BRL	5.0		ug/L	204545	1	03/17/2015 13:02	TH
Tetrachloroethene	BRL	5.0		ug/L	204545	1	03/17/2015 13:02	TH
Toluene	BRL	5.0		ug/L	204545	1	03/17/2015 13:02	TH
trans-1,2-Dichloroethene	BRL	5.0		ug/L	204545	1	03/17/2015 13:02	TH
trans-1,3-Dichloropropene	BRL	5.0		ug/L	204545	1	03/17/2015 13:02	TH
Trichloroethene	BRL	5.0		ug/L	204545	1	03/17/2015 13:02	TH
Trichlorofluoromethane	BRL	5.0		ug/L	204545	1	03/17/2015 13:02	TH
Vinyl chloride	BRL	2.0		ug/L	204545	1	03/17/2015 13:02	TH
Surr: 4-Bromofluorobenzene	87.5	70.6-123		%REC	204545	1	03/17/2015 13:02	TH
Surr: Dibromofluoromethane	114	78.7-124		%REC	204545	1	03/17/2015 13:02	TH
Surr: Toluene-d8	95.2	81.3-120		%REC	204545	1	03/17/2015 13:02	TH

Qualifiers:

*	Value exceeds maximum contaminant level	E	Estimated (value above quantitation range)
BRL	Below reporting limit	S	Spike Recovery outside limits due to matrix
H	Holding times for preparation or analysis exceeded	Narr	See case narrative
N	Analyte not NELAC certified	NC	Not confirmed
B	Analyte detected in the associated method blank	<	Less than Result value
>	Greater than Result value	J	Estimated value detected below Reporting Limit

Analytical Environmental Services, Inc.

Sample/Cooler Receipt Checklist

Client Env. Planning Work Order Number 1503D34

Checklist completed by Katie Foran 3/14/15
Signature Date

Carrier name: FedEx ✓ UPS __ Courier __ Client __ US Mail __ Other _____

Shipping container/cooler in good condition? Yes ✓ No __ Not Present __

Custody seals intact on shipping container/cooler? Yes __ No __ Not Present ✓

Custody seals intact on sample bottles? Yes __ No __ Not Present ✓

Container/Temp Blank temperature in compliance? (0°≤6°C)* Yes ✓ No __

Cooler #1 3.4°C Cooler #2 _____ Cooler #3 _____ Cooler #4 _____ Cooler#5 _____ Cooler #6 _____

Chain of custody present? Yes ✓ No __

Chain of custody signed when relinquished and received? Yes ✓ No __

Chain of custody agrees with sample labels? Yes __ No ✓

Samples in proper container/bottle? Yes ✓ No __

Sample containers intact? Yes ✓ No __

Sufficient sample volume for indicated test? Yes ✓ No __

All samples received within holding time? Yes ✓ No __

Was TAT marked on the COC? Yes ✓ No __

Proceed with Standard TAT as per project history? Yes __ No __ Not Applicable ✓

Water - VOA vials have zero headspace? No VOA vials submitted __ Yes ✓ No __

Water - pH acceptable upon receipt? Yes ✓ No __ Not Applicable __

Adjusted? _____ Checked by _____

Sample Condition: Good ✓ Other(Explain) _____

(For diffusive samples or AIHA lead) Is a known blank included? Yes __ No ✓

See Case Narrative for resolution of the Non-Conformance.

* Samples do not have to comply with the given range for certain parameters.

\\Aes_server\l\Sample Receipt\My Documents\COCs and pH Adjustment Sheet\Sample_Cooler_Recipt_Checklist_Rev1.rtf

Analytical Environmental Services, Inc

Date: 19-Mar-15

Client: Environmental Planning Specialists, Inc.
Project Name: Rheem
Workorder: 1503D34

ANALYTICAL QC SUMMARY REPORT

BatchID: **204545**

Sample ID: **MB-204545** Client ID: Units: **ug/L** Prep Date: **03/17/2015** Run No: **287715**
SampleType: **MBLK** TestCode: **TCL VOLATILE ORGANICS SW8260B** BatchID: **204545** Analysis Date: **03/17/2015** Seq No: **6112745**

Analyte	Result	RPT Limit	SPK value	SPK Ref Val	%REC	Low Limit	High Limit	RPD Ref Val	%RPD	RPD Limit	Qual
1,1,1-Trichloroethane	BRL	5.0									
1,1,2,2-Tetrachloroethane	BRL	5.0									
1,1,2-Trichloroethane	BRL	5.0									
1,1-Dichloroethane	BRL	5.0									
1,1-Dichloroethene	BRL	5.0									
1,2,4-Trichlorobenzene	BRL	5.0									
1,2-Dibromo-3-chloropropane	BRL	5.0									
1,2-Dibromoethane	BRL	5.0									
1,2-Dichlorobenzene	BRL	5.0									
1,2-Dichloroethane	BRL	5.0									
1,2-Dichloropropane	BRL	5.0									
1,3-Dichlorobenzene	BRL	5.0									
1,4-Dichlorobenzene	BRL	5.0									
2-Butanone	BRL	50									
2-Hexanone	BRL	10									
4-Methyl-2-pentanone	BRL	10									
Acetone	BRL	50									
Benzene	BRL	5.0									
Bromodichloromethane	BRL	5.0									
Bromoform	BRL	5.0									
Bromomethane	BRL	5.0									
Carbon disulfide	BRL	5.0									
Carbon tetrachloride	BRL	5.0									
Chlorobenzene	BRL	5.0									
Chloroethane	BRL	10									
Chloroform	BRL	5.0									
Chloromethane	BRL	10									

Qualifiers:

>	Greater than Result value	<	Less than Result value	B	Analyte detected in the associated method blank
BRL	Below reporting limit	E	Estimated (value above quantitation range)	H	Holding times for preparation or analysis exceeded
J	Estimated value detected below Reporting Limit	N	Analyte not NELAC certified	R	RPD outside limits due to matrix
Rpt Lim	Reporting Limit	S	Spike Recovery outside limits due to matrix		

Client: Environmental Planning Specialists, Inc.
Project Name: Rheem
Workorder: 1503D34

ANALYTICAL QC SUMMARY REPORT

BatchID: **204545**

Sample ID: **MB-204545** Client ID: Units: **ug/L** Prep Date: **03/17/2015** Run No: **287715**
SampleType: **MBLK** TestCode: **TCL VOLATILE ORGANICS SW8260B** BatchID: **204545** Analysis Date: **03/17/2015** Seq No: **6112745**

Analyte	Result	RPT Limit	SPK value	SPK Ref Val	%REC	Low Limit	High Limit	RPD Ref Val	%RPD	RPD Limit	Qual
cis-1,2-Dichloroethene	BRL	5.0									
cis-1,3-Dichloropropene	BRL	5.0									
Cyclohexane	BRL	5.0									
Dibromochloromethane	BRL	5.0									
Dichlorodifluoromethane	BRL	10									
Ethylbenzene	BRL	5.0									
Freon-113	BRL	10									
Isopropylbenzene	BRL	5.0									
m,p-Xylene	BRL	5.0									
Methyl acetate	BRL	5.0									
Methyl tert-butyl ether	BRL	5.0									
Methylcyclohexane	BRL	5.0									
Methylene chloride	BRL	5.0									
o-Xylene	BRL	5.0									
Styrene	BRL	5.0									
Tetrachloroethene	BRL	5.0									
Toluene	BRL	5.0									
trans-1,2-Dichloroethene	BRL	5.0									
trans-1,3-Dichloropropene	BRL	5.0									
Trichloroethene	BRL	5.0									
Trichlorofluoromethane	BRL	5.0									
Vinyl chloride	BRL	2.0									
Surr: 4-Bromofluorobenzene	43.99	0	50.00		88.0	70.6	123				
Surr: Dibromofluoromethane	58.04	0	50.00		116	78.7	124				
Surr: Toluene-d8	48.63	0	50.00		97.3	81.3	120				

Qualifiers:

>	Greater than Result value	<	Less than Result value	B	Analyte detected in the associated method blank
BRL	Below reporting limit	E	Estimated (value above quantitation range)	H	Holding times for preparation or analysis exceeded
J	Estimated value detected below Reporting Limit	N	Analyte not NELAC certified	R	RPD outside limits due to matrix
Rpt Lim	Reporting Limit	S	Spike Recovery outside limits due to matrix		

Client: Environmental Planning Specialists, Inc.
Project Name: Rheem
Workorder: 1503D34

ANALYTICAL QC SUMMARY REPORT

BatchID: 204545

Sample ID: **LCS-204545** Client ID: Units: **ug/L** Prep Date: **03/17/2015** Run No: **287715**
SampleType: **LCS** TestCode: **TCL VOLATILE ORGANICS SW8260B** BatchID: **204545** Analysis Date: **03/17/2015** Seq No: **6111559**

Analyte	Result	RPT Limit	SPK value	SPK Ref Val	%REC	Low Limit	High Limit	RPD Ref Val	%RPD	RPD Limit	Qual
1,1-Dichloroethene	56.33	5.0	50.00		113	64.2	137				
Benzene	47.94	5.0	50.00		95.9	72.8	128				
Chlorobenzene	48.89	5.0	50.00		97.8	72.3	126				
Toluene	49.13	5.0	50.00		98.3	74.9	127				
Trichloroethene	48.92	5.0	50.00		97.8	70.5	134				
Surr: 4-Bromofluorobenzene	43.81	0	50.00		87.6	70.6	123				
Surr: Dibromofluoromethane	53.42	0	50.00		107	78.7	124				
Surr: Toluene-d8	45.59	0	50.00		91.2	81.3	120				

Sample ID: **1503D34-003AMS** Client ID: **15068-MW-46** Units: **ug/L** Prep Date: **03/17/2015** Run No: **287715**
SampleType: **MS** TestCode: **TCL VOLATILE ORGANICS SW8260B** BatchID: **204545** Analysis Date: **03/17/2015** Seq No: **6113524**

Analyte	Result	RPT Limit	SPK value	SPK Ref Val	%REC	Low Limit	High Limit	RPD Ref Val	%RPD	RPD Limit	Qual
1,1-Dichloroethene	574.5	50	500.0		115	60.5	156				
Benzene	474.3	50	500.0		94.9	70	135				
Chlorobenzene	472.6	50	500.0		94.5	70.5	132				
Toluene	482.7	50	500.0		96.5	70.5	137				
Trichloroethene	499.1	50	500.0	14.80	96.9	71.8	139				
Surr: 4-Bromofluorobenzene	432.4	0	500.0		86.5	70.6	123				
Surr: Dibromofluoromethane	545.9	0	500.0		109	78.7	124				
Surr: Toluene-d8	470.9	0	500.0		94.2	81.3	120				

Sample ID: **1503D34-003AMSD** Client ID: **15068-MW-46** Units: **ug/L** Prep Date: **03/17/2015** Run No: **287715**
SampleType: **MSD** TestCode: **TCL VOLATILE ORGANICS SW8260B** BatchID: **204545** Analysis Date: **03/17/2015** Seq No: **6113525**

Analyte	Result	RPT Limit	SPK value	SPK Ref Val	%REC	Low Limit	High Limit	RPD Ref Val	%RPD	RPD Limit	Qual
1,1-Dichloroethene	545.2	50	500.0		109	60.5	156	574.5	5.23	20	
Benzene	461.4	50	500.0		92.3	70	135	474.3	2.76	20	

Qualifiers:

>	Greater than Result value	<	Less than Result value	B	Analyte detected in the associated method blank
BRL	Below reporting limit	E	Estimated (value above quantitation range)	H	Holding times for preparation or analysis exceeded
J	Estimated value detected below Reporting Limit	N	Analyte not NELAC certified	R	RPD outside limits due to matrix
Rpt Lim	Reporting Limit	S	Spike Recovery outside limits due to matrix		

Client: Environmental Planning Specialists, Inc.
Project Name: Rheem
Workorder: 1503D34

ANALYTICAL QC SUMMARY REPORT

BatchID: **204545**

Sample ID: **1503D34-003AMSD** Client ID: **15068-MW-46** Units: **ug/L** Prep Date: **03/17/2015** Run No: **287715**
SampleType: **MSD** TestCode: **TCL VOLATILE ORGANICS SW8260B** BatchID: **204545** Analysis Date: **03/17/2015** Seq No: **6113525**

Analyte	Result	RPT Limit	SPK value	SPK Ref Val	%REC	Low Limit	High Limit	RPD Ref Val	%RPD	RPD Limit	Qual
Chlorobenzene	467.7	50	500.0		93.5	70.5	132	472.6	1.04	20	
Toluene	478.5	50	500.0		95.7	70.5	137	482.7	0.874	20	
Trichloroethene	480.3	50	500.0	14.80	93.1	71.8	139	499.1	3.84	20	
Surr: 4-Bromofluorobenzene	427.4	0	500.0		85.5	70.6	123	432.4	0	0	
Surr: Dibromofluoromethane	527.8	0	500.0		106	78.7	124	545.9	0	0	
Surr: Toluene-d8	470.9	0	500.0		94.2	81.3	120	470.9	0	0	

Qualifiers:

>	Greater than Result value	<	Less than Result value	B	Analyte detected in the associated method blank
BRL	Below reporting limit	E	Estimated (value above quantitation range)	H	Holding times for preparation or analysis exceeded
J	Estimated value detected below Reporting Limit	N	Analyte not NELAC certified	R	RPD outside limits due to matrix
Rpt Lim	Reporting Limit	S	Spike Recovery outside limits due to matrix		

Indoor Air Sampling

H&P Mobile Geochemistry Inc.

03 December 2014

Mr. Justin Vickery
EPS, Inc.
1050 Crown Pointe Parkway, Suite 550
Atlanta, GA 30338

H&P Project: MC111814-10
Client Project: Rheem / Milledgeville, GA

Dear Mr. Justin Vickery:

Enclosed is the analytical report for the above referenced project. The data herein applies to samples as received by H&P Mobile Geochemistry, Inc. on 18-Nov-14 which were analyzed in accordance with the attached Chain of Custody record(s).

The results for all sample analyses and required QA/QC analyses are presented in the following sections and summarized in the documents:

- Sample Summary
- Case Narrative (if applicable)
- Sample Results
- Quality Control Summary
- Notes and Definitions / Appendix
- Chain of Custody

Unless otherwise noted, all analyses were performed and reviewed in compliance with our Quality Systems Manual and Standard Operating Procedures. This report shall not be reproduced, except in full, without the written approval of H&P Mobile Geochemistry, Inc.

We at H&P Mobile Geochemistry, Inc. sincerely appreciate the opportunity to provide analytical services to you on this project. If you have any questions or concerns regarding this analytical report, please contact me at your convenience at 760-804-9678.

Sincerely,

Lise Ems for

Janis Villarreal
Laboratory Director

H&P Mobile Geochemistry, Inc. operates under CA Environmental Lab Accreditation Program Numbers 2579, 2740, 2741, 2742, 2743, 2745 and 2754. National Environmental Laboratory Accreditation Conference (NELAC) Standards Lab #11845

H&P Mobile
Geochemistry Inc.

2470 Impala Drive
Carlsbad, CA 92010
760-804-9678 Phone
760-804-9159 Fax

EPS, Inc.	Project:	MC111814-10	
1050 Crown Pointe Parkway, Suite 550	Project Number:	Rheem / Milledgeville, GA	Reported:
Atlanta, GA 30338	Project Manager:	Mr. Justin Vickery	03-Dec-14 15:38

ANALYTICAL REPORT FOR SAMPLES

Sample ID	Laboratory ID	Matrix	Date Sampled	Date Received
14317-VIIA-6	E411094-01	Vapor	13-Nov-14	18-Nov-14
14317-VIIA-4	E411094-02	Vapor	13-Nov-14	18-Nov-14
14317-VIIA-12	E411094-03	Vapor	13-Nov-14	18-Nov-14
14317-VIIA-11	E411094-04	Vapor	13-Nov-14	18-Nov-14
14317-VIIA-8	E411094-05	Vapor	13-Nov-14	18-Nov-14
14317-VIIA-1	E411094-06	Vapor	13-Nov-14	18-Nov-14
14317-VIIA-10	E411094-07	Vapor	13-Nov-14	18-Nov-14
14317-VIIA-13	E411094-08	Vapor	13-Nov-14	18-Nov-14

H&P Mobile
Geochemistry Inc.

2470 Impala Drive
Carlsbad, CA 92010
760-804-9678 Phone
760-804-9159 Fax

EPS, Inc.	Project: MC111814-10	
1050 Crown Pointe Parkway, Suite 550	Project Number: Rheem / Milledgeville, GA	Reported:
Atlanta, GA 30338	Project Manager: Mr. Justin Vickery	03-Dec-14 15:38

DETECTIONS SUMMARY

Sample ID: **14317-VIIA-6** Laboratory ID: **E411094-01**

Analyte	Result	Reporting Limit	Units	Method	Notes
Dichlorodifluoromethane (F12)	**1.0**	1.0	ug/m3	EPA TO-15	
Chloromethane	**0.95**	0.21	ug/m3	EPA TO-15	
Trichlorofluoromethane (F11)	**1.1**	0.56	ug/m3	EPA TO-15	
Acetone	**3.8**	1.2	ug/m3	EPA TO-15	
2-Butanone (MEK)	**0.69**	0.60	ug/m3	EPA TO-15	
Benzene	**0.55**	0.16	ug/m3	EPA TO-15	
Carbon tetrachloride	**0.38**	0.32	ug/m3	EPA TO-15	
Trichloroethene	**45**	0.55	ug/m3	EPA TO-15	
Toluene	**0.80**	0.76	ug/m3	EPA TO-15	
m,p-Xylene	**1.1**	0.44	ug/m3	EPA TO-15	

Sample ID: **14317-VIIA-4** Laboratory ID: **E411094-02**

Analyte	Result	Reporting Limit	Units	Method	Notes
Chloromethane	**1.2**	0.21	ug/m3	EPA TO-15	
Trichlorofluoromethane (F11)	**1.1**	0.56	ug/m3	EPA TO-15	
Acetone	**6.2**	1.2	ug/m3	EPA TO-15	
2-Butanone (MEK)	**0.84**	0.60	ug/m3	EPA TO-15	
Benzene	**0.42**	0.16	ug/m3	EPA TO-15	
Carbon tetrachloride	**0.38**	0.32	ug/m3	EPA TO-15	
Trichloroethene	**0.55**	0.55	ug/m3	EPA TO-15	
Toluene	**5.2**	0.76	ug/m3	EPA TO-15	
m,p-Xylene	**0.53**	0.44	ug/m3	EPA TO-15	
4-Ethyltoluene	**1.6**	0.50	ug/m3	EPA TO-15	
1,3,5-Trimethylbenzene	**1.3**	0.50	ug/m3	EPA TO-15	
1,2,4-Trimethylbenzene	**2.7**	0.50	ug/m3	EPA TO-15	
1,4-Dichlorobenzene	**0.61**	0.61	ug/m3	EPA TO-15	

Sample ID: **14317-VIIA-12** Laboratory ID: **E411094-03**

Analyte	Result	Reporting Limit	Units	Method	Notes
Dichlorodifluoromethane (F12)	**1.3**	1.0	ug/m3	EPA TO-15	
Chloromethane	**1.0**	0.21	ug/m3	EPA TO-15	
Trichlorofluoromethane (F11)	**1.1**	0.56	ug/m3	EPA TO-15	
Acetone	**4.5**	1.2	ug/m3	EPA TO-15	
Benzene	**0.55**	0.16	ug/m3	EPA TO-15	
Carbon tetrachloride	**0.38**	0.32	ug/m3	EPA TO-15	

H&P Mobile
Geochemistry Inc.

2470 Impala Drive
Carlsbad, CA 92010
760-804-9678 Phone
760-804-9159 Fax

EPS, Inc.	Project: MC111814-10	
1050 Crown Pointe Parkway, Suite 550	Project Number: Rheem / Milledgeville, GA	Reported:
Atlanta, GA 30338	Project Manager: Mr. Justin Vickery	03-Dec-14 15:38

Sample ID: **14317-VIIA-12** Laboratory ID: **E411094-03**

Analyte	Result	Reporting Limit	Units	Method	Notes
Trichloroethene	**32**	0.55	ug/m3	EPA TO-15	
Toluene	**0.76**	0.76	ug/m3	EPA TO-15	
m,p-Xylene	**1.2**	0.44	ug/m3	EPA TO-15	
o-Xylene	**0.44**	0.44	ug/m3	EPA TO-15	
1,2,4-Trimethylbenzene	**0.60**	0.50	ug/m3	EPA TO-15	

Sample ID: **14317-VIIA-11** Laboratory ID: **E411094-04**

Analyte	Result	Reporting Limit	Units	Method	Notes
Chloromethane	**1.0**	0.21	ug/m3	EPA TO-15	
Trichlorofluoromethane (F11)	**1.1**	0.56	ug/m3	EPA TO-15	
Acetone	**6.6**	1.2	ug/m3	EPA TO-15	
1,1-Dichloroethene	**0.76**	0.40	ug/m3	EPA TO-15	
2-Butanone (MEK)	**1.1**	0.60	ug/m3	EPA TO-15	
Benzene	**0.87**	0.16	ug/m3	EPA TO-15	
Carbon tetrachloride	**0.38**	0.32	ug/m3	EPA TO-15	
Trichloroethene	**7.0**	0.55	ug/m3	EPA TO-15	
Toluene	**2.9**	0.76	ug/m3	EPA TO-15	
m,p-Xylene	**1.8**	0.44	ug/m3	EPA TO-15	
o-Xylene	**0.57**	0.44	ug/m3	EPA TO-15	
4-Ethyltoluene	**0.50**	0.50	ug/m3	EPA TO-15	
1,2,4-Trimethylbenzene	**0.60**	0.50	ug/m3	EPA TO-15	

Sample ID: **14317-VIIA-8** Laboratory ID: **E411094-05**

Analyte	Result	Reporting Limit	Units	Method	Notes
Dichlorodifluoromethane (F12)	**1.1**	1.0	ug/m3	EPA TO-15	
Chloromethane	**1.0**	0.21	ug/m3	EPA TO-15	
Trichlorofluoromethane (F11)	**1.1**	0.56	ug/m3	EPA TO-15	
Acetone	**3.9**	1.2	ug/m3	EPA TO-15	
2-Butanone (MEK)	**0.69**	0.60	ug/m3	EPA TO-15	
Benzene	**0.74**	0.16	ug/m3	EPA TO-15	
Carbon tetrachloride	**0.38**	0.32	ug/m3	EPA TO-15	
Trichloroethene	**39**	0.55	ug/m3	EPA TO-15	
Toluene	**0.88**	0.76	ug/m3	EPA TO-15	
Ethylbenzene	**2.8**	0.44	ug/m3	EPA TO-15	
m,p-Xylene	**24**	0.44	ug/m3	EPA TO-15	
o-Xylene	**8.2**	0.44	ug/m3	EPA TO-15	
4-Ethyltoluene	**2.4**	0.50	ug/m3	EPA TO-15	

H&P Mobile
Geochemistry Inc.

2470 Impala Drive
Carlsbad, CA 92010
760-804-9678 Phone
760-804-9159 Fax

EPS, Inc.	Project: MC111814-10	
1050 Crown Pointe Parkway, Suite 550	Project Number: Rheem / Milledgeville, GA	Reported:
Atlanta, GA 30338	Project Manager: Mr. Justin Vickery	03-Dec-14 15:38

Sample ID: **14317-VIIA-8** Laboratory ID: **E411094-05**

Analyte	Result	Reporting Limit	Units	Method	Notes
1,3,5-Trimethylbenzene	**3.4**	0.50	ug/m3	EPA TO-15	
1,2,4-Trimethylbenzene	**5.4**	0.50	ug/m3	EPA TO-15	

Sample ID: **14317-VIIA-1** Laboratory ID: **E411094-06**

Analyte	Result	Reporting Limit	Units	Method	Notes
Dichlorodifluoromethane (F12)	**1.1**	1.0	ug/m3	EPA TO-15	
Chloromethane	**1.0**	0.21	ug/m3	EPA TO-15	
Trichlorofluoromethane (F11)	**1.2**	0.56	ug/m3	EPA TO-15	
Acetone	**4.6**	1.2	ug/m3	EPA TO-15	
Benzene	**0.42**	0.16	ug/m3	EPA TO-15	
Carbon tetrachloride	**0.38**	0.32	ug/m3	EPA TO-15	
Trichloroethene	**2.9**	0.55	ug/m3	EPA TO-15	

Sample ID: **14317-VIIA-10** Laboratory ID: **E411094-07**

Analyte	Result	Reporting Limit	Units	Method	Notes
Dichlorodifluoromethane (F12)	**1.1**	1.0	ug/m3	EPA TO-15	
Chloromethane	**0.95**	0.21	ug/m3	EPA TO-15	
Trichlorofluoromethane (F11)	**1.2**	0.56	ug/m3	EPA TO-15	
Acetone	**5.4**	1.2	ug/m3	EPA TO-15	
2-Butanone (MEK)	**0.72**	0.60	ug/m3	EPA TO-15	
Benzene	**0.74**	0.16	ug/m3	EPA TO-15	
Carbon tetrachloride	**0.38**	0.32	ug/m3	EPA TO-15	
Trichloroethene	**23**	0.55	ug/m3	EPA TO-15	
Toluene	**1.2**	0.76	ug/m3	EPA TO-15	
m,p-Xylene	**1.3**	0.44	ug/m3	EPA TO-15	
o-Xylene	**0.44**	0.44	ug/m3	EPA TO-15	
1,2,4-Trimethylbenzene	**0.50**	0.50	ug/m3	EPA TO-15	

Sample ID: **14317-VIIA-13** Laboratory ID: **E411094-08**

Analyte	Result	Reporting Limit	Units	Method	Notes
Dichlorodifluoromethane (F12)	**1.1**	1.0	ug/m3	EPA TO-15	
Chloromethane	**0.87**	0.21	ug/m3	EPA TO-15	
Trichlorofluoromethane (F11)	**1.1**	0.56	ug/m3	EPA TO-15	
Acetone	**3.6**	1.2	ug/m3	EPA TO-15	
Benzene	**0.39**	0.16	ug/m3	EPA TO-15	
Carbon tetrachloride	**0.38**	0.32	ug/m3	EPA TO-15	

H&P Mobile
Geochemistry Inc.

2470 Impala Drive
Carlsbad, CA 92010
760-804-9678 Phone
760-804-9159 Fax

EPS, Inc.	Project:	MC111814-10	
1050 Crown Pointe Parkway, Suite 550	Project Number:	Rheem / Milledgeville, GA	Reported:
Atlanta, GA 30338	Project Manager:	Mr. Justin Vickery	03-Dec-14 15:38

Sample ID: **14317-VIIA-13** Laboratory ID: **E411094-08**

Analyte	Result	Reporting Limit	Units	Method	Notes
Trichloroethene	**0.55**	0.55	ug/m3	EPA TO-15	

H&P Mobile
Geochemistry Inc.

2470 Impala Drive
Carlsbad, CA 92010
760-804-9678 Phone
760-804-9159 Fax

EPS, Inc.	Project:	MC111814-10	
1050 Crown Pointe Parkway, Suite 550	Project Number:	Rheem / Milledgeville, GA	Reported:
Atlanta, GA 30338	Project Manager:	Mr. Justin Vickery	03-Dec-14 15:38

Volatile Organic Compounds by EPA TO-15

H&P Mobile Geochemistry, Inc.

Analyte	Result	Reporting Limit	Units	Dilution Factor	Batch	Prepared	Analyzed	Method	Notes
14317-VIIA-6 (E411094-01) Vapor Sampled: 13-Nov-14 Received: 18-Nov-14									
Dichlorodifluoromethane (F12)	**1.0**	1.0	ug/m3	1	EK43002	29-Nov-14	30-Nov-14	EPA TO-15	
Chloromethane	**0.95**	0.21	"	"	"	"	"	"	
Dichlorotetrafluoroethane (F114)	ND	0.71	"	"	"	"	"	"	
Vinyl chloride	ND	0.13	"	"	"	"	"	"	
Bromomethane	ND	0.39	"	"	"	"	"	"	
Chloroethane	ND	0.27	"	"	"	"	"	"	
Trichlorofluoromethane (F11)	**1.1**	0.56	"	"	"	"	"	"	
Acetone	**3.8**	1.2	"	"	"	"	"	"	
1,1-Dichloroethene	ND	0.40	"	"	"	"	"	"	
1,1,2-Trichlorotrifluoroethane (F113)	ND	0.77	"	"	"	"	"	"	
Methylene chloride (Dichloromethane)	ND	0.35	"	"	"	"	"	"	
Carbon disulfide	ND	0.32	"	"	"	"	"	"	
trans-1,2-Dichloroethene	ND	0.40	"	"	"	"	"	"	
1,1-Dichloroethane	ND	0.41	"	"	"	"	"	"	
2-Butanone (MEK)	**0.69**	0.60	"	"	"	"	"	"	
cis-1,2-Dichloroethene	ND	0.40	"	"	"	"	"	"	
Chloroform	ND	0.25	"	"	"	"	"	"	
1,1,1-Trichloroethane	ND	0.55	"	"	"	"	"	"	
1,2-Dichloroethane (EDC)	ND	0.41	"	"	"	"	"	"	
Benzene	**0.55**	0.16	"	"	"	"	"	"	
Carbon tetrachloride	**0.38**	0.32	"	"	"	"	"	"	
Trichloroethene	**45**	0.55	"	"	"	"	"	"	
1,2-Dichloropropane	ND	0.47	"	"	"	"	"	"	
Bromodichloromethane	ND	0.68	"	"	"	"	"	"	
cis-1,3-Dichloropropene	ND	0.46	"	"	"	"	"	"	
4-Methyl-2-pentanone (MIBK)	ND	0.83	"	"	"	"	"	"	
trans-1,3-Dichloropropene	ND	0.46	"	"	"	"	"	"	
Toluene	**0.80**	0.76	"	"	"	"	"	"	
1,1,2-Trichloroethane	ND	0.55	"	"	"	"	"	"	
2-Hexanone (MBK)	ND	0.83	"	"	"	"	"	"	
Dibromochloromethane	ND	0.86	"	"	"	"	"	"	
Tetrachloroethene	ND	0.69	"	"	"	"	"	"	
1,2-Dibromoethane (EDB)	ND	0.78	"	"	"	"	"	"	
1,1,1,2-Tetrachloroethane	ND	0.70	"	"	"	"	"	"	
Chlorobenzene	ND	0.47	"	"	"	"	"	"	
Ethylbenzene	ND	0.44	"	"	"	"	"	"	
m,p-Xylene	**1.1**	0.44	"	"	"	"	"	"	
Styrene	ND	0.43	"	"	"	"	"	"	

H&P Mobile
Geochemistry Inc.

2470 Impala Drive
Carlsbad, CA 92010
760-804-9678 Phone
760-804-9159 Fax

EPS, Inc.	Project:	MC111814-10	
1050 Crown Pointe Parkway, Suite 550	Project Number:	Rheem / Milledgeville, GA	Reported:
Atlanta, GA 30338	Project Manager:	Mr. Justin Vickery	03-Dec-14 15:38

Volatile Organic Compounds by EPA TO-15

H&P Mobile Geochemistry, Inc.

Analyte	Result	Reporting Limit	Units	Dilution Factor	Batch	Prepared	Analyzed	Method	Notes
14317-VIIA-6 (E411094-01) Vapor Sampled: 13-Nov-14 Received: 18-Nov-14									
o-Xylene	ND	0.44	ug/m3	1	EK43002	29-Nov-14	30-Nov-14	EPA TO-15	
Bromoform	ND	1.0	"	"	"	"	"	"	
1,1,2,2-Tetrachloroethane	ND	0.70	"	"	"	"	"	"	
4-Ethyltoluene	ND	0.50	"	"	"	"	"	"	
1,3,5-Trimethylbenzene	ND	0.50	"	"	"	"	"	"	
1,2,4-Trimethylbenzene	ND	0.50	"	"	"	"	"	"	
1,3-Dichlorobenzene	ND	0.61	"	"	"	"	"	"	
1,4-Dichlorobenzene	ND	0.61	"	"	"	"	"	"	
1,2-Dichlorobenzene	ND	0.61	"	"	"	"	"	"	
1,2,4-Trichlorobenzene	ND	1.9	"	"	"	"	"	"	
Hexachlorobutadiene	ND	2.7	"	"	"	"	"	"	
Surrogate: 1,2-Dichloroethane-d4		*105 %*	*76-134*		"	"	"	"	
Surrogate: Toluene-d8		*90.9 %*	*78-125*		"	"	"	"	
Surrogate: 4-Bromofluorobenzene		*94.3 %*	*77-127*		"	"	"	"	
14317-VIIA-4 (E411094-02) Vapor Sampled: 13-Nov-14 Received: 18-Nov-14									
Dichlorodifluoromethane (F12)	ND	1.0	ug/m3	1	EK43002	29-Nov-14	30-Nov-14	EPA TO-15	
Chloromethane	**1.2**	0.21	"	"	"	"	"	"	
Dichlorotetrafluoroethane (F114)	ND	0.71	"	"	"	"	"	"	
Vinyl chloride	ND	0.13	"	"	"	"	"	"	
Bromomethane	ND	0.39	"	"	"	"	"	"	
Chloroethane	ND	0.27	"	"	"	"	"	"	
Trichlorofluoromethane (F11)	**1.1**	0.56	"	"	"	"	"	"	
Acetone	**6.2**	1.2	"	"	"	"	"	"	
1,1-Dichloroethene	ND	0.40	"	"	"	"	"	"	
1,1,2-Trichlorotrifluoroethane (F113)	ND	0.77	"	"	"	"	"	"	
Methylene chloride (Dichloromethane)	ND	0.35	"	"	"	"	"	"	
Carbon disulfide	ND	0.32	"	"	"	"	"	"	
trans-1,2-Dichloroethene	ND	0.40	"	"	"	"	"	"	
1,1-Dichloroethane	ND	0.41	"	"	"	"	"	"	
2-Butanone (MEK)	**0.84**	0.60	"	"	"	"	"	"	
cis-1,2-Dichloroethene	ND	0.40	"	"	"	"	"	"	
Chloroform	ND	0.25	"	"	"	"	"	"	
1,1,1-Trichloroethane	ND	0.55	"	"	"	"	"	"	
1,2-Dichloroethane (EDC)	ND	0.41	"	"	"	"	"	"	
Benzene	**0.42**	0.16	"	"	"	"	"	"	
Carbon tetrachloride	**0.38**	0.32	"	"	"	"	"	"	

H&P Mobile
Geochemistry Inc.

2470 Impala Drive
Carlsbad, CA 92010
760-804-9678 Phone
760-804-9159 Fax

EPS, Inc.	Project:	MC111814-10	
1050 Crown Pointe Parkway, Suite 550	Project Number:	Rheem / Milledgeville, GA	Reported:
Atlanta, GA 30338	Project Manager:	Mr. Justin Vickery	03-Dec-14 15:38

Volatile Organic Compounds by EPA TO-15

H&P Mobile Geochemistry, Inc.

Analyte	Result	Reporting Limit	Units	Dilution Factor	Batch	Prepared	Analyzed	Method	Notes
14317-VIIA-4 (E411094-02) Vapor Sampled: 13-Nov-14 Received: 18-Nov-14									
Trichloroethene	**0.55**	0.55	ug/m3	1	EK43002	29-Nov-14	30-Nov-14	EPA TO-15	
1,2-Dichloropropane	ND	0.47	"	"	"	"	"	"	
Bromodichloromethane	ND	0.68	"	"	"	"	"	"	
cis-1,3-Dichloropropene	ND	0.46	"	"	"	"	"	"	
4-Methyl-2-pentanone (MIBK)	ND	0.83	"	"	"	"	"	"	
trans-1,3-Dichloropropene	ND	0.46	"	"	"	"	"	"	
Toluene	**5.2**	0.76	"	"	"	"	"	"	
1,1,2-Trichloroethane	ND	0.55	"	"	"	"	"	"	
2-Hexanone (MBK)	ND	0.83	"	"	"	"	"	"	
Dibromochloromethane	ND	0.86	"	"	"	"	"	"	
Tetrachloroethene	ND	0.69	"	"	"	"	"	"	
1,2-Dibromoethane (EDB)	ND	0.78	"	"	"	"	"	"	
1,1,1,2-Tetrachloroethane	ND	0.70	"	"	"	"	"	"	
Chlorobenzene	ND	0.47	"	"	"	"	"	"	
Ethylbenzene	ND	0.44	"	"	"	"	"	"	
m,p-Xylene	**0.53**	0.44	"	"	"	"	"	"	
Styrene	ND	0.43	"	"	"	"	"	"	
o-Xylene	ND	0.44	"	"	"	"	"	"	
Bromoform	ND	1.0	"	"	"	"	"	"	
1,1,2,2-Tetrachloroethane	ND	0.70	"	"	"	"	"	"	
4-Ethyltoluene	**1.6**	0.50	"	"	"	"	"	"	
1,3,5-Trimethylbenzene	**1.3**	0.50	"	"	"	"	"	"	
1,2,4-Trimethylbenzene	**2.7**	0.50	"	"	"	"	"	"	
1,3-Dichlorobenzene	ND	0.61	"	"	"	"	"	"	
1,4-Dichlorobenzene	**0.61**	0.61	"	"	"	"	"	"	
1,2-Dichlorobenzene	ND	0.61	"	"	"	"	"	"	
1,2,4-Trichlorobenzene	ND	1.9	"	"	"	"	"	"	
Hexachlorobutadiene	ND	2.7	"	"	"	"	"	"	
Surrogate: 1,2-Dichloroethane-d4		*103 %*		*76-134*	"	"	"	"	
Surrogate: Toluene-d8		*93.0 %*		*78-125*	"	"	"	"	
Surrogate: 4-Bromofluorobenzene		*93.7 %*		*77-127*	"	"	"	"	

H&P Mobile
Geochemistry Inc.

2470 Impala Drive
Carlsbad, CA 92010
760-804-9678 Phone
760-804-9159 Fax

EPS, Inc.	Project:	MC111814-10	
1050 Crown Pointe Parkway, Suite 550	Project Number:	Rheem / Milledgeville, GA	Reported:
Atlanta, GA 30338	Project Manager:	Mr. Justin Vickery	03-Dec-14 15:38

Volatile Organic Compounds by EPA TO-15

H&P Mobile Geochemistry, Inc.

Analyte	Result	Reporting Limit	Units	Dilution Factor	Batch	Prepared	Analyzed	Method	Notes
14317-VIIA-12 (E411094-03) Vapor Sampled: 13-Nov-14 Received: 18-Nov-14									
Dichlorodifluoromethane (F12)	**1.3**	1.0	ug/m3	1	EK43002	29-Nov-14	30-Nov-14	EPA TO-15	
Chloromethane	**1.0**	0.21	"	"	"	"	"	"	
Dichlorotetrafluoroethane (F114)	ND	0.71	"	"	"	"	"	"	
Vinyl chloride	ND	0.13	"	"	"	"	"	"	
Bromomethane	ND	0.39	"	"	"	"	"	"	
Chloroethane	ND	0.27	"	"	"	"	"	"	
Trichlorofluoromethane (F11)	**1.1**	0.56	"	"	"	"	"	"	
Acetone	**4.5**	1.2	"	"	"	"	"	"	
1,1-Dichloroethene	ND	0.40	"	"	"	"	"	"	
1,1,2-Trichlorotrifluoroethane (F113)	ND	0.77	"	"	"	"	"	"	
Methylene chloride (Dichloromethane)	ND	0.35	"	"	"	"	"	"	
Carbon disulfide	ND	0.32	"	"	"	"	"	"	
trans-1,2-Dichloroethene	ND	0.40	"	"	"	"	"	"	
1,1-Dichloroethane	ND	0.41	"	"	"	"	"	"	
2-Butanone (MEK)	ND	0.60	"	"	"	"	"	"	
cis-1,2-Dichloroethene	ND	0.40	"	"	"	"	"	"	
Chloroform	ND	0.25	"	"	"	"	"	"	
1,1,1-Trichloroethane	ND	0.55	"	"	"	"	"	"	
1,2-Dichloroethane (EDC)	ND	0.41	"	"	"	"	"	"	
Benzene	**0.55**	0.16	"	"	"	"	"	"	
Carbon tetrachloride	**0.38**	0.32	"	"	"	"	"	"	
Trichloroethene	**32**	0.55	"	"	"	"	"	"	
1,2-Dichloropropane	ND	0.47	"	"	"	"	"	"	
Bromodichloromethane	ND	0.68	"	"	"	"	"	"	
cis-1,3-Dichloropropene	ND	0.46	"	"	"	"	"	"	
4-Methyl-2-pentanone (MIBK)	ND	0.83	"	"	"	"	"	"	
trans-1,3-Dichloropropene	ND	0.46	"	"	"	"	"	"	
Toluene	**0.76**	0.76	"	"	"	"	"	"	
1,1,2-Trichloroethane	ND	0.55	"	"	"	"	"	"	
2-Hexanone (MBK)	ND	0.83	"	"	"	"	"	"	
Dibromochloromethane	ND	0.86	"	"	"	"	"	"	
Tetrachloroethene	ND	0.69	"	"	"	"	"	"	
1,2-Dibromoethane (EDB)	ND	0.78	"	"	"	"	"	"	
1,1,1,2-Tetrachloroethane	ND	0.70	"	"	"	"	"	"	
Chlorobenzene	ND	0.47	"	"	"	"	"	"	
Ethylbenzene	ND	0.44	"	"	"	"	"	"	
m,p-Xylene	**1.2**	0.44	"	"	"	"	"	"	
Styrene	ND	0.43	"	"	"	"	"	"	

H&P Mobile
Geochemistry Inc.

2470 Impala Drive
Carlsbad, CA 92010
760-804-9678 Phone
760-804-9159 Fax

EPS, Inc.	Project: MC111814-10	
1050 Crown Pointe Parkway, Suite 550	Project Number: Rheem / Milledgeville, GA	Reported:
Atlanta, GA 30338	Project Manager: Mr. Justin Vickery	03-Dec-14 15:38

Volatile Organic Compounds by EPA TO-15

H&P Mobile Geochemistry, Inc.

Analyte	Result	Reporting Limit	Units	Dilution Factor	Batch	Prepared	Analyzed	Method	Notes
14317-VIIA-12 (E411094-03) Vapor Sampled: 13-Nov-14 Received: 18-Nov-14									
o-Xylene	**0.44**	0.44	ug/m3	1	EK43002	29-Nov-14	30-Nov-14	EPA TO-15	
Bromoform	ND	1.0	"	"	"	"	"	"	
1,1,2,2-Tetrachloroethane	ND	0.70	"	"	"	"	"	"	
4-Ethyltoluene	ND	0.50	"	"	"	"	"	"	
1,3,5-Trimethylbenzene	ND	0.50	"	"	"	"	"	"	
1,2,4-Trimethylbenzene	**0.60**	0.50	"	"	"	"	"	"	
1,3-Dichlorobenzene	ND	0.61	"	"	"	"	"	"	
1,4-Dichlorobenzene	ND	0.61	"	"	"	"	"	"	
1,2-Dichlorobenzene	ND	0.61	"	"	"	"	"	"	
1,2,4-Trichlorobenzene	ND	1.9	"	"	"	"	"	"	
Hexachlorobutadiene	ND	2.7	"	"	"	"	"	"	
Surrogate: 1,2-Dichloroethane-d4		*104 %*	*76-134*		"	"	"	"	
Surrogate: Toluene-d8		*93.0 %*	*78-125*		"	"	"	"	
Surrogate: 4-Bromofluorobenzene		*94.6 %*	*77-127*		"	"	"	"	
14317-VIIA-11 (E411094-04) Vapor Sampled: 13-Nov-14 Received: 18-Nov-14									
Dichlorodifluoromethane (F12)	ND	1.0	ug/m3	1	EK43002	29-Nov-14	30-Nov-14	EPA TO-15	
Chloromethane	**1.0**	0.21	"	"	"	"	"	"	
Dichlorotetrafluoroethane (F114)	ND	0.71	"	"	"	"	"	"	
Vinyl chloride	ND	0.13	"	"	"	"	"	"	
Bromomethane	ND	0.39	"	"	"	"	"	"	
Chloroethane	ND	0.27	"	"	"	"	"	"	
Trichlorofluoromethane (F11)	**1.1**	0.56	"	"	"	"	"	"	
Acetone	**6.6**	1.2	"	"	"	"	"	"	
1,1-Dichloroethene	**0.76**	0.40	"	"	"	"	"	"	
1,1,2-Trichlorotrifluoroethane (F113)	ND	0.77	"	"	"	"	"	"	
Methylene chloride (Dichloromethane)	ND	0.35	"	"	"	"	"	"	
Carbon disulfide	ND	0.32	"	"	"	"	"	"	
trans-1,2-Dichloroethene	ND	0.40	"	"	"	"	"	"	
1,1-Dichloroethane	ND	0.41	"	"	"	"	"	"	
2-Butanone (MEK)	**1.1**	0.60	"	"	"	"	"	"	
cis-1,2-Dichloroethene	ND	0.40	"	"	"	"	"	"	
Chloroform	ND	0.25	"	"	"	"	"	"	
1,1,1-Trichloroethane	ND	0.55	"	"	"	"	"	"	
1,2-Dichloroethane (EDC)	ND	0.41	"	"	"	"	"	"	
Benzene	**0.87**	0.16	"	"	"	"	"	"	
Carbon tetrachloride	**0.38**	0.32	"	"	"	"	"	"	

H&P Mobile
Geochemistry Inc.

2470 Impala Drive
Carlsbad, CA 92010
760-804-9678 Phone
760-804-9159 Fax

EPS, Inc.	Project:	MC111814-10	
1050 Crown Pointe Parkway, Suite 550	Project Number:	Rheem / Milledgeville, GA	Reported:
Atlanta, GA 30338	Project Manager:	Mr. Justin Vickery	03-Dec-14 15:38

Volatile Organic Compounds by EPA TO-15

H&P Mobile Geochemistry, Inc.

Analyte	Result	Reporting Limit	Units	Dilution Factor	Batch	Prepared	Analyzed	Method	Notes
14317-VIIA-11 (E411094-04) Vapor Sampled: 13-Nov-14 Received: 18-Nov-14									
Trichloroethene	**7.0**	0.55	ug/m3	1	EK43002	29-Nov-14	30-Nov-14	EPA TO-15	
1,2-Dichloropropane	ND	0.47	"	"	"	"	"	"	
Bromodichloromethane	ND	0.68	"	"	"	"	"	"	
cis-1,3-Dichloropropene	ND	0.46	"	"	"	"	"	"	
4-Methyl-2-pentanone (MIBK)	ND	0.83	"	"	"	"	"	"	
trans-1,3-Dichloropropene	ND	0.46	"	"	"	"	"	"	
Toluene	**2.9**	0.76	"	"	"	"	"	"	
1,1,2-Trichloroethane	ND	0.55	"	"	"	"	"	"	
2-Hexanone (MBK)	ND	0.83	"	"	"	"	"	"	
Dibromochloromethane	ND	0.86	"	"	"	"	"	"	
Tetrachloroethene	ND	0.69	"	"	"	"	"	"	
1,2-Dibromoethane (EDB)	ND	0.78	"	"	"	"	"	"	
1,1,1,2-Tetrachloroethane	ND	0.70	"	"	"	"	"	"	
Chlorobenzene	ND	0.47	"	"	"	"	"	"	
Ethylbenzene	ND	0.44	"	"	"	"	"	"	
m,p-Xylene	**1.8**	0.44	"	"	"	"	"	"	
Styrene	ND	0.43	"	"	"	"	"	"	
o-Xylene	**0.57**	0.44	"	"	"	"	"	"	
Bromoform	ND	1.0	"	"	"	"	"	"	
1,1,2,2-Tetrachloroethane	ND	0.70	"	"	"	"	"	"	
4-Ethyltoluene	**0.50**	0.50	"	"	"	"	"	"	
1,3,5-Trimethylbenzene	ND	0.50	"	"	"	"	"	"	
1,2,4-Trimethylbenzene	**0.60**	0.50	"	"	"	"	"	"	
1,3-Dichlorobenzene	ND	0.61	"	"	"	"	"	"	
1,4-Dichlorobenzene	ND	0.61	"	"	"	"	"	"	
1,2-Dichlorobenzene	ND	0.61	"	"	"	"	"	"	
1,2,4-Trichlorobenzene	ND	1.9	"	"	"	"	"	"	
Hexachlorobutadiene	ND	2.7	"	"	"	"	"	"	
Surrogate: 1,2-Dichloroethane-d4		*102 %*		*76-134*	"	"	"	"	
Surrogate: Toluene-d8		*95.3 %*		*78-125*	"	"	"	"	
Surrogate: 4-Bromofluorobenzene		*94.8 %*		*77-127*	"	"	"	"	

H&P Mobile
Geochemistry Inc.

2470 Impala Drive
Carlsbad, CA 92010
760-804-9678 Phone
760-804-9159 Fax

EPS, Inc.	Project:	MC111814-10	
1050 Crown Pointe Parkway, Suite 550	Project Number:	Rheem / Milledgeville, GA	Reported:
Atlanta, GA 30338	Project Manager:	Mr. Justin Vickery	03-Dec-14 15:38

Volatile Organic Compounds by EPA TO-15

H&P Mobile Geochemistry, Inc.

Analyte	Result	Reporting Limit	Units	Dilution Factor	Batch	Prepared	Analyzed	Method	Notes
14317-VIIA-8 (E411094-05) Vapor Sampled: 13-Nov-14 Received: 18-Nov-14									
Dichlorodifluoromethane (F12)	**1.1**	1.0	ug/m3	1	EK43002	29-Nov-14	30-Nov-14	EPA TO-15	
Chloromethane	**1.0**	0.21	"	"	"	"	"	"	
Dichlorotetrafluoroethane (F114)	ND	0.71	"	"	"	"	"	"	
Vinyl chloride	ND	0.13	"	"	"	"	"	"	
Bromomethane	ND	0.39	"	"	"	"	"	"	
Chloroethane	ND	0.27	"	"	"	"	"	"	
Trichlorofluoromethane (F11)	**1.1**	0.56	"	"	"	"	"	"	
Acetone	**3.9**	1.2	"	"	"	"	"	"	
1,1-Dichloroethene	ND	0.40	"	"	"	"	"	"	
1,1,2-Trichlorotrifluoroethane (F113)	ND	0.77	"	"	"	"	"	"	
Methylene chloride (Dichloromethane)	ND	0.35	"	"	"	"	"	"	
Carbon disulfide	ND	0.32	"	"	"	"	"	"	
trans-1,2-Dichloroethene	ND	0.40	"	"	"	"	"	"	
1,1-Dichloroethane	ND	0.41	"	"	"	"	"	"	
2-Butanone (MEK)	**0.69**	0.60	"	"	"	"	"	"	
cis-1,2-Dichloroethene	ND	0.40	"	"	"	"	"	"	
Chloroform	ND	0.25	"	"	"	"	"	"	
1,1,1-Trichloroethane	ND	0.55	"	"	"	"	"	"	
1,2-Dichloroethane (EDC)	ND	0.41	"	"	"	"	"	"	
Benzene	**0.74**	0.16	"	"	"	"	"	"	
Carbon tetrachloride	**0.38**	0.32	"	"	"	"	"	"	
Trichloroethene	**39**	0.55	"	"	"	"	"	"	
1,2-Dichloropropane	ND	0.47	"	"	"	"	"	"	
Bromodichloromethane	ND	0.68	"	"	"	"	"	"	
cis-1,3-Dichloropropene	ND	0.46	"	"	"	"	"	"	
4-Methyl-2-pentanone (MIBK)	ND	0.83	"	"	"	"	"	"	
trans-1,3-Dichloropropene	ND	0.46	"	"	"	"	"	"	
Toluene	**0.88**	0.76	"	"	"	"	"	"	
1,1,2-Trichloroethane	ND	0.55	"	"	"	"	"	"	
2-Hexanone (MBK)	ND	0.83	"	"	"	"	"	"	
Dibromochloromethane	ND	0.86	"	"	"	"	"	"	
Tetrachloroethene	ND	0.69	"	"	"	"	"	"	
1,2-Dibromoethane (EDB)	ND	0.78	"	"	"	"	"	"	
1,1,1,2-Tetrachloroethane	ND	0.70	"	"	"	"	"	"	
Chlorobenzene	ND	0.47	"	"	"	"	"	"	
Ethylbenzene	**2.8**	0.44	"	"	"	"	"	"	
m,p-Xylene	**24**	0.44	"	"	"	"	"	"	
Styrene	ND	0.43	"	"	"	"	"	"	

H&P Mobile
Geochemistry Inc.

2470 Impala Drive
Carlsbad, CA 92010
760-804-9678 Phone
760-804-9159 Fax

EPS, Inc.	Project:	MC111814-10	
1050 Crown Pointe Parkway, Suite 550	Project Number:	Rheem / Milledgeville, GA	Reported:
Atlanta, GA 30338	Project Manager:	Mr. Justin Vickery	03-Dec-14 15:38

Volatile Organic Compounds by EPA TO-15

H&P Mobile Geochemistry, Inc.

Analyte	Result	Reporting Limit	Units	Dilution Factor	Batch	Prepared	Analyzed	Method	Notes
14317-VIIA-8 (E411094-05) Vapor Sampled: 13-Nov-14 Received: 18-Nov-14									
o-Xylene	**8.2**	0.44	ug/m3	1	EK43002	29-Nov-14	30-Nov-14	EPA TO-15	
Bromoform	ND	1.0	"	"	"	"	"	"	
1,1,2,2-Tetrachloroethane	ND	0.70	"	"	"	"	"	"	
4-Ethyltoluene	**2.4**	0.50	"	"	"	"	"	"	
1,3,5-Trimethylbenzene	**3.4**	0.50	"	"	"	"	"	"	
1,2,4-Trimethylbenzene	**5.4**	0.50	"	"	"	"	"	"	
1,3-Dichlorobenzene	ND	0.61	"	"	"	"	"	"	
1,4-Dichlorobenzene	ND	0.61	"	"	"	"	"	"	
1,2-Dichlorobenzene	ND	0.61	"	"	"	"	"	"	
1,2,4-Trichlorobenzene	ND	1.9	"	"	"	"	"	"	
Hexachlorobutadiene	ND	2.7	"	"	"	"	"	"	
Surrogate: 1,2-Dichloroethane-d4		*105 %*	*76-134*		"	"	"	"	
Surrogate: Toluene-d8		*93.2 %*	*78-125*		"	"	"	"	
Surrogate: 4-Bromofluorobenzene		*95.9 %*	*77-127*		"	"	"	"	
14317-VIIA-1 (E411094-06) Vapor Sampled: 13-Nov-14 Received: 18-Nov-14									
Dichlorodifluoromethane (F12)	**1.1**	1.0	ug/m3	1	EK43002	29-Nov-14	30-Nov-14	EPA TO-15	
Chloromethane	**1.0**	0.21	"	"	"	"	"	"	
Dichlorotetrafluoroethane (F114)	ND	0.71	"	"	"	"	"	"	
Vinyl chloride	ND	0.13	"	"	"	"	"	"	
Bromomethane	ND	0.39	"	"	"	"	"	"	
Chloroethane	ND	0.27	"	"	"	"	"	"	
Trichlorofluoromethane (F11)	**1.2**	0.56	"	"	"	"	"	"	
Acetone	**4.6**	1.2	"	"	"	"	"	"	
1,1-Dichloroethene	ND	0.40	"	"	"	"	"	"	
1,1,2-Trichlorotrifluoroethane (F113)	ND	0.77	"	"	"	"	"	"	
Methylene chloride (Dichloromethane)	ND	0.35	"	"	"	"	"	"	
Carbon disulfide	ND	0.32	"	"	"	"	"	"	
trans-1,2-Dichloroethene	ND	0.40	"	"	"	"	"	"	
1,1-Dichloroethane	ND	0.41	"	"	"	"	"	"	
2-Butanone (MEK)	ND	0.60	"	"	"	"	"	"	
cis-1,2-Dichloroethene	ND	0.40	"	"	"	"	"	"	
Chloroform	ND	0.25	"	"	"	"	"	"	
1,1,1-Trichloroethane	ND	0.55	"	"	"	"	"	"	
1,2-Dichloroethane (EDC)	ND	0.41	"	"	"	"	"	"	
Benzene	**0.42**	0.16	"	"	"	"	"	"	
Carbon tetrachloride	**0.38**	0.32	"	"	"	"	"	"	

H&P Mobile
Geochemistry Inc.

2470 Impala Drive
Carlsbad, CA 92010
760-804-9678 Phone
760-804-9159 Fax

EPS, Inc.	Project:	MC111814-10	
1050 Crown Pointe Parkway, Suite 550	Project Number:	Rheem / Milledgeville, GA	Reported:
Atlanta, GA 30338	Project Manager:	Mr. Justin Vickery	03-Dec-14 15:38

Volatile Organic Compounds by EPA TO-15

H&P Mobile Geochemistry, Inc.

Analyte	Result	Reporting Limit	Units	Dilution Factor	Batch	Prepared	Analyzed	Method	Notes
14317-VIIA-1 (E411094-06) Vapor Sampled: 13-Nov-14 Received: 18-Nov-14									
Trichloroethene	**2.9**	0.55	ug/m3	1	EK43002	29-Nov-14	30-Nov-14	EPA TO-15	
1,2-Dichloropropane	ND	0.47	"	"	"	"	"	"	
Bromodichloromethane	ND	0.68	"	"	"	"	"	"	
cis-1,3-Dichloropropene	ND	0.46	"	"	"	"	"	"	
4-Methyl-2-pentanone (MIBK)	ND	0.83	"	"	"	"	"	"	
trans-1,3-Dichloropropene	ND	0.46	"	"	"	"	"	"	
Toluene	ND	0.76	"	"	"	"	"	"	
1,1,2-Trichloroethane	ND	0.55	"	"	"	"	"	"	
2-Hexanone (MBK)	ND	0.83	"	"	"	"	"	"	
Dibromochloromethane	ND	0.86	"	"	"	"	"	"	
Tetrachloroethene	ND	0.69	"	"	"	"	"	"	
1,2-Dibromoethane (EDB)	ND	0.78	"	"	"	"	"	"	
1,1,1,2-Tetrachloroethane	ND	0.70	"	"	"	"	"	"	
Chlorobenzene	ND	0.47	"	"	"	"	"	"	
Ethylbenzene	ND	0.44	"	"	"	"	"	"	
m,p-Xylene	ND	0.44	"	"	"	"	"	"	
Styrene	ND	0.43	"	"	"	"	"	"	
o-Xylene	ND	0.44	"	"	"	"	"	"	
Bromoform	ND	1.0	"	"	"	"	"	"	
1,1,2,2-Tetrachloroethane	ND	0.70	"	"	"	"	"	"	
4-Ethyltoluene	ND	0.50	"	"	"	"	"	"	
1,3,5-Trimethylbenzene	ND	0.50	"	"	"	"	"	"	
1,2,4-Trimethylbenzene	ND	0.50	"	"	"	"	"	"	
1,3-Dichlorobenzene	ND	0.61	"	"	"	"	"	"	
1,4-Dichlorobenzene	ND	0.61	"	"	"	"	"	"	
1,2-Dichlorobenzene	ND	0.61	"	"	"	"	"	"	
1,2,4-Trichlorobenzene	ND	1.9	"	"	"	"	"	"	
Hexachlorobutadiene	ND	2.7	"	"	"	"	"	"	
Surrogate: 1,2-Dichloroethane-d4		*104 %*		*76-134*	"	"	"	"	
Surrogate: Toluene-d8		*90.2 %*		*78-125*	"	"	"	"	
Surrogate: 4-Bromofluorobenzene		*93.0 %*		*77-127*	"	"	"	"	

H&P Mobile
Geochemistry Inc.

2470 Impala Drive
Carlsbad, CA 92010
760-804-9678 Phone
760-804-9159 Fax

EPS, Inc.	Project:	MC111814-10	
1050 Crown Pointe Parkway, Suite 550	Project Number:	Rheem / Milledgeville, GA	Reported:
Atlanta, GA 30338	Project Manager:	Mr. Justin Vickery	03-Dec-14 15:38

Volatile Organic Compounds by EPA TO-15

H&P Mobile Geochemistry, Inc.

Analyte	Result	Reporting Limit	Units	Dilution Factor	Batch	Prepared	Analyzed	Method	Notes
14317-VIIA-10 (E411094-07) Vapor Sampled: 13-Nov-14 Received: 18-Nov-14									
Dichlorodifluoromethane (F12)	**1.1**	1.0	ug/m3	1	EK43002	29-Nov-14	30-Nov-14	EPA TO-15	
Chloromethane	**0.95**	0.21	"	"	"	"	"	"	
Dichlorotetrafluoroethane (F114)	ND	0.71	"	"	"	"	"	"	
Vinyl chloride	ND	0.13	"	"	"	"	"	"	
Bromomethane	ND	0.39	"	"	"	"	"	"	
Chloroethane	ND	0.27	"	"	"	"	"	"	
Trichlorofluoromethane (F11)	**1.2**	0.56	"	"	"	"	"	"	
Acetone	**5.4**	1.2	"	"	"	"	"	"	
1,1-Dichloroethene	ND	0.40	"	"	"	"	"	"	
1,1,2-Trichlorotrifluoroethane (F113)	ND	0.77	"	"	"	"	"	"	
Methylene chloride (Dichloromethane)	ND	0.35	"	"	"	"	"	"	
Carbon disulfide	ND	0.32	"	"	"	"	"	"	
trans-1,2-Dichloroethene	ND	0.40	"	"	"	"	"	"	
1,1-Dichloroethane	ND	0.41	"	"	"	"	"	"	
2-Butanone (MEK)	**0.72**	0.60	"	"	"	"	"	"	
cis-1,2-Dichloroethene	ND	0.40	"	"	"	"	"	"	
Chloroform	ND	0.25	"	"	"	"	"	"	
1,1,1-Trichloroethane	ND	0.55	"	"	"	"	"	"	
1,2-Dichloroethane (EDC)	ND	0.41	"	"	"	"	"	"	
Benzene	**0.74**	0.16	"	"	"	"	"	"	
Carbon tetrachloride	**0.38**	0.32	"	"	"	"	"	"	
Trichloroethene	**23**	0.55	"	"	"	"	"	"	
1,2-Dichloropropane	ND	0.47	"	"	"	"	"	"	
Bromodichloromethane	ND	0.68	"	"	"	"	"	"	
cis-1,3-Dichloropropene	ND	0.46	"	"	"	"	"	"	
4-Methyl-2-pentanone (MIBK)	ND	0.83	"	"	"	"	"	"	
trans-1,3-Dichloropropene	ND	0.46	"	"	"	"	"	"	
Toluene	**1.2**	0.76	"	"	"	"	"	"	
1,1,2-Trichloroethane	ND	0.55	"	"	"	"	"	"	
2-Hexanone (MBK)	ND	0.83	"	"	"	"	"	"	
Dibromochloromethane	ND	0.86	"	"	"	"	"	"	
Tetrachloroethene	ND	0.69	"	"	"	"	"	"	
1,2-Dibromoethane (EDB)	ND	0.78	"	"	"	"	"	"	
1,1,1,2-Tetrachloroethane	ND	0.70	"	"	"	"	"	"	
Chlorobenzene	ND	0.47	"	"	"	"	"	"	
Ethylbenzene	ND	0.44	"	"	"	"	"	"	
m,p-Xylene	**1.3**	0.44	"	"	"	"	"	"	
Styrene	ND	0.43	"	"	"	"	"	"	

H&P Mobile
Geochemistry Inc.

2470 Impala Drive
Carlsbad, CA 92010
760-804-9678 Phone
760-804-9159 Fax

EPS, Inc.	Project: MC111814-10	
1050 Crown Pointe Parkway, Suite 550	Project Number: Rheem / Milledgeville, GA	Reported:
Atlanta, GA 30338	Project Manager: Mr. Justin Vickery	03-Dec-14 15:38

Volatile Organic Compounds by EPA TO-15

H&P Mobile Geochemistry, Inc.

Analyte	Result	Reporting Limit	Units	Dilution Factor	Batch	Prepared	Analyzed	Method	Notes
14317-VIIA-10 (E411094-07) Vapor Sampled: 13-Nov-14 Received: 18-Nov-14									
o-Xylene	**0.44**	0.44	ug/m3	1	EK43002	29-Nov-14	30-Nov-14	EPA TO-15	
Bromoform	ND	1.0	"	"	"	"	"	"	
1,1,2,2-Tetrachloroethane	ND	0.70	"	"	"	"	"	"	
4-Ethyltoluene	ND	0.50	"	"	"	"	"	"	
1,3,5-Trimethylbenzene	ND	0.50	"	"	"	"	"	"	
1,2,4-Trimethylbenzene	**0.50**	0.50	"	"	"	"	"	"	
1,3-Dichlorobenzene	ND	0.61	"	"	"	"	"	"	
1,4-Dichlorobenzene	ND	0.61	"	"	"	"	"	"	
1,2-Dichlorobenzene	ND	0.61	"	"	"	"	"	"	
1,2,4-Trichlorobenzene	ND	1.9	"	"	"	"	"	"	
Hexachlorobutadiene	ND	2.7	"	"	"	"	"	"	
Surrogate: 1,2-Dichloroethane-d4		*102 %*	*76-134*		"	"	"	"	
Surrogate: Toluene-d8		*91.6 %*	*78-125*		"	"	"	"	
Surrogate: 4-Bromofluorobenzene		*92.6 %*	*77-127*		"	"	"	"	
14317-VIIA-13 (E411094-08) Vapor Sampled: 13-Nov-14 Received: 18-Nov-14									
Dichlorodifluoromethane (F12)	**1.1**	1.0	ug/m3	1	EK43002	29-Nov-14	30-Nov-14	EPA TO-15	
Chloromethane	**0.87**	0.21	"	"	"	"	"	"	
Dichlorotetrafluoroethane (F114)	ND	0.71	"	"	"	"	"	"	
Vinyl chloride	ND	0.13	"	"	"	"	"	"	
Bromomethane	ND	0.39	"	"	"	"	"	"	
Chloroethane	ND	0.27	"	"	"	"	"	"	
Trichlorofluoromethane (F11)	**1.1**	0.56	"	"	"	"	"	"	
Acetone	**3.6**	1.2	"	"	"	"	"	"	
1,1-Dichloroethene	ND	0.40	"	"	"	"	"	"	
1,1,2-Trichlorotrifluoroethane (F113)	ND	0.77	"	"	"	"	"	"	
Methylene chloride (Dichloromethane)	ND	0.35	"	"	"	"	"	"	
Carbon disulfide	ND	0.32	"	"	"	"	"	"	
trans-1,2-Dichloroethene	ND	0.40	"	"	"	"	"	"	
1,1-Dichloroethane	ND	0.41	"	"	"	"	"	"	
2-Butanone (MEK)	ND	0.60	"	"	"	"	"	"	
cis-1,2-Dichloroethene	ND	0.40	"	"	"	"	"	"	
Chloroform	ND	0.25	"	"	"	"	"	"	
1,1,1-Trichloroethane	ND	0.55	"	"	"	"	"	"	
1,2-Dichloroethane (EDC)	ND	0.41	"	"	"	"	"	"	
Benzene	**0.39**	0.16	"	"	"	"	"	"	
Carbon tetrachloride	**0.38**	0.32	"	"	"	"	"	"	

H&P Mobile
Geochemistry Inc.

2470 Impala Drive
Carlsbad, CA 92010
760-804-9678 Phone
760-804-9159 Fax

EPS, Inc.	Project:	MC111814-10	
1050 Crown Pointe Parkway, Suite 550	Project Number:	Rheem / Milledgeville, GA	Reported:
Atlanta, GA 30338	Project Manager:	Mr. Justin Vickery	03-Dec-14 15:38

Volatile Organic Compounds by EPA TO-15

H&P Mobile Geochemistry, Inc.

Analyte	Result	Reporting Limit	Units	Dilution Factor	Batch	Prepared	Analyzed	Method	Notes
14317-VIIA-13 (E411094-08) Vapor Sampled: 13-Nov-14 Received: 18-Nov-14									
Trichloroethene	**0.55**	0.55	ug/m3	1	EK43002	29-Nov-14	30-Nov-14	EPA TO-15	
1,2-Dichloropropane	ND	0.47	"	"	"	"	"	"	
Bromodichloromethane	ND	0.68	"	"	"	"	"	"	
cis-1,3-Dichloropropene	ND	0.46	"	"	"	"	"	"	
4-Methyl-2-pentanone (MIBK)	ND	0.83	"	"	"	"	"	"	
trans-1,3-Dichloropropene	ND	0.46	"	"	"	"	"	"	
Toluene	ND	0.76	"	"	"	"	"	"	
1,1,2-Trichloroethane	ND	0.55	"	"	"	"	"	"	
2-Hexanone (MBK)	ND	0.83	"	"	"	"	"	"	
Dibromochloromethane	ND	0.86	"	"	"	"	"	"	
Tetrachloroethene	ND	0.69	"	"	"	"	"	"	
1,2-Dibromoethane (EDB)	ND	0.78	"	"	"	"	"	"	
1,1,1,2-Tetrachloroethane	ND	0.70	"	"	"	"	"	"	
Chlorobenzene	ND	0.47	"	"	"	"	"	"	
Ethylbenzene	ND	0.44	"	"	"	"	"	"	
m,p-Xylene	ND	0.44	"	"	"	"	"	"	
Styrene	ND	0.43	"	"	"	"	"	"	
o-Xylene	ND	0.44	"	"	"	"	"	"	
Bromoform	ND	1.0	"	"	"	"	"	"	
1,1,2,2-Tetrachloroethane	ND	0.70	"	"	"	"	"	"	
4-Ethyltoluene	ND	0.50	"	"	"	"	"	"	
1,3,5-Trimethylbenzene	ND	0.50	"	"	"	"	"	"	
1,2,4-Trimethylbenzene	ND	0.50	"	"	"	"	"	"	
1,3-Dichlorobenzene	ND	0.61	"	"	"	"	"	"	
1,4-Dichlorobenzene	ND	0.61	"	"	"	"	"	"	
1,2-Dichlorobenzene	ND	0.61	"	"	"	"	"	"	
1,2,4-Trichlorobenzene	ND	1.9	"	"	"	"	"	"	
Hexachlorobutadiene	ND	2.7	"	"	"	"	"	"	
Surrogate: 1,2-Dichloroethane-d4		*105 %*		*76-134*	"	"	"	"	
Surrogate: Toluene-d8		*90.6 %*		*78-125*	"	"	"	"	
Surrogate: 4-Bromofluorobenzene		*91.5 %*		*77-127*	"	"	"	"	

H&P Mobile
Geochemistry Inc.

2470 Impala Drive
Carlsbad, CA 92010
760-804-9678 Phone
760-804-9159 Fax

EPS, Inc.	Project:	MC111814-10	
1050 Crown Pointe Parkway, Suite 550	Project Number:	Rheem / Milledgeville, GA	Reported:
Atlanta, GA 30338	Project Manager:	Mr. Justin Vickery	03-Dec-14 15:38

Volatile Organic Compounds by EPA TO-15 - Quality Control

H&P Mobile Geochemistry, Inc.

Analyte	Result	Reporting Limit	Units	Spike Level	Source Result	%REC	%REC Limits	RPD	RPD Limit	Notes
Batch EK43002 - TO-15										
Blank (EK43002-BLK1)				Prepared: 29-Nov-14 Analyzed: 30-Nov-14						
Dichlorodifluoromethane (F12)	ND	1.0	ug/m3							
Chloromethane	ND	0.21	"							
Dichlorotetrafluoroethane (F114)	ND	0.71	"							
Vinyl chloride	ND	0.13	"							
Bromomethane	ND	0.39	"							
Chloroethane	ND	0.27	"							
Trichlorofluoromethane (F11)	ND	0.56	"							
Acetone	ND	1.2	"							
1,1-Dichloroethene	ND	0.40	"							
1,1,2-Trichlorotrifluoroethane (F113)	ND	0.77	"							
Methylene chloride (Dichloromethane)	ND	0.35	"							
Carbon disulfide	ND	0.32	"							
trans-1,2-Dichloroethene	ND	0.40	"							
1,1-Dichloroethane	ND	0.41	"							
2-Butanone (MEK)	ND	0.60	"							
cis-1,2-Dichloroethene	ND	0.40	"							
Chloroform	ND	0.25	"							
1,1,1-Trichloroethane	ND	0.55	"							
1,2-Dichloroethane (EDC)	ND	0.41	"							
Benzene	ND	0.16	"							
Carbon tetrachloride	ND	0.32	"							
Trichloroethene	ND	0.55	"							
1,2-Dichloropropane	ND	0.47	"							
Bromodichloromethane	ND	0.68	"							
cis-1,3-Dichloropropene	ND	0.46	"							
4-Methyl-2-pentanone (MIBK)	ND	0.83	"							
trans-1,3-Dichloropropene	ND	0.46	"							
Toluene	ND	0.76	"							
1,1,2-Trichloroethane	ND	0.55	"							
2-Hexanone (MBK)	ND	0.83	"							
Dibromochloromethane	ND	0.86	"							
Tetrachloroethene	ND	0.69	"							
1,2-Dibromoethane (EDB)	ND	0.78	"							
1,1,1,2-Tetrachloroethane	ND	0.70	"							

H&P Mobile
Geochemistry Inc.

2470 Impala Drive
Carlsbad, CA 92010
760-804-9678 Phone
760-804-9159 Fax

EPS, Inc.	Project: MC111814-10	
1050 Crown Pointe Parkway, Suite 550	Project Number: Rheem / Milledgeville, GA	Reported:
Atlanta, GA 30338	Project Manager: Mr. Justin Vickery	03-Dec-14 15:38

Volatile Organic Compounds by EPA TO-15 - Quality Control

H&P Mobile Geochemistry, Inc.

Analyte	Result	Reporting Limit	Units	Spike Level	Source Result	%REC	%REC Limits	RPD	RPD Limit	Notes
Batch EK43002 - TO-15										
Blank (EK43002-BLK1)				Prepared: 29-Nov-14 Analyzed: 30-Nov-14						
Chlorobenzene	ND	0.47	ug/m3							
Ethylbenzene	ND	0.44	"							
m,p-Xylene	ND	0.44	"							
Styrene	ND	0.43	"							
o-Xylene	ND	0.44	"							
Bromoform	ND	1.0	"							
1,1,2,2-Tetrachloroethane	ND	0.70	"							
4-Ethyltoluene	ND	0.50	"							
1,3,5-Trimethylbenzene	ND	0.50	"							
1,2,4-Trimethylbenzene	ND	0.50	"							
1,3-Dichlorobenzene	ND	0.61	"							
1,4-Dichlorobenzene	ND	0.61	"							
1,2-Dichlorobenzene	ND	0.61	"							
1,2,4-Trichlorobenzene	ND	1.9	"							
Hexachlorobutadiene	ND	2.7	"							
Surrogate: 1,2-Dichloroethane-d4	*224*		*"*	*214*		*105*	*76-134*			
Surrogate: Toluene-d8	*238*		*"*	*207*		*115*	*78-125*			
Surrogate: 4-Bromofluorobenzene	*333*		*"*	*364*		*91.4*	*77-127*			
LCS (EK43002-BS1)				Prepared: 29-Nov-14 Analyzed: 30-Nov-14						
Dichlorodifluoromethane (F12)	91	1.0	ug/m3	101		90.4	70-130			
Vinyl chloride	42	0.13	"	52.0		81.7	70-130			
Chloroethane	45	0.27	"	53.6		84.7	70-130			
Trichlorofluoromethane (F11)	100	0.56	"	113		88.3	70-130			
1,1-Dichloroethene	75	0.40	"	80.8		92.2	70-130			
1,1,2-Trichlorotrifluoroethane (F113)	140	0.77	"	155		92.9	70-130			
Methylene chloride (Dichloromethane)	63	0.35	"	70.8		88.4	70-130			
trans-1,2-Dichloroethene	68	0.40	"	80.8		83.6	70-130			
1,1-Dichloroethane	76	0.41	"	82.4		91.8	70-130			
cis-1,2-Dichloroethene	73	0.40	"	80.0		91.8	70-130			
Chloroform	90	0.25	"	99.2		90.4	70-130			
1,1,1-Trichloroethane	100	0.55	"	111		91.9	70-130			
1,2-Dichloroethane (EDC)	75	0.41	"	82.4		91.5	70-130			

H&P Mobile
Geochemistry Inc.

2470 Impala Drive
Carlsbad, CA 92010
760-804-9678 Phone
760-804-9159 Fax

EPS, Inc.	Project: MC111814-10	
1050 Crown Pointe Parkway, Suite 550	Project Number: Rheem / Milledgeville, GA	Reported:
Atlanta, GA 30338	Project Manager: Mr. Justin Vickery	03-Dec-14 15:38

Volatile Organic Compounds by EPA TO-15 - Quality Control

H&P Mobile Geochemistry, Inc.

Analyte	Result	Reporting Limit	Units	Spike Level	Source Result	%REC	%REC Limits	RPD	RPD Limit	Notes
Batch EK43002 - TO-15										
LCS (EK43002-BS1)				Prepared: 29-Nov-14 Analyzed: 30-Nov-14						
Benzene	57	0.16	ug/m3	64.8		88.5	70-130			
Carbon tetrachloride	100	0.32	"	128		79.3	70-130			
Trichloroethene	84	0.55	"	110		76.4	70-130			
Toluene	61	0.76	"	76.8		78.8	70-130			
1,1,2-Trichloroethane	88	0.55	"	111		79.5	70-130			
Tetrachloroethene	100	0.69	"	138		74.0	70-130			
1,1,1,2-Tetrachloroethane	120	0.70	"	140		87.4	70-130			
Ethylbenzene	84	0.44	"	88.4		95.3	70-130			
m,p-Xylene	190	0.44	"	177		106	70-130			
o-Xylene	91	0.44	"	88.4		103	70-130			
1,1,2,2-Tetrachloroethane	140	0.70	"	140		103	70-130			
Surrogate: 1,2-Dichloroethane-d4	*218*		*"*	*214*		*102*	*70-130*			
Surrogate: Toluene-d8	*192*		*"*	*207*		*92.5*	*70-130*			
Surrogate: 4-Bromofluorobenzene	*378*		*"*	*364*		*104*	*70-130*			
LCS Dup (EK43002-BSD1)				Prepared: 29-Nov-14 Analyzed: 30-Nov-14						
Dichlorodifluoromethane (F12)	91	1.0	ug/m3	101		90.7	70-130	0.275	25	
Vinyl chloride	45	0.13	"	52.0		86.5	70-130	5.75	25	
Chloroethane	45	0.27	"	53.6		84.7	70-130	0.00	25	
Trichlorofluoromethane (F11)	100	0.56	"	113		90.1	70-130	1.95	25	
1,1-Dichloroethene	75	0.40	"	80.8		93.2	70-130	1.02	25	
1,1,2-Trichlorotrifluoroethane (F113)	140	0.77	"	155		92.9	70-130	0.00	25	
Methylene chloride (Dichloromethane)	64	0.35	"	70.8		90.1	70-130	1.84	25	
trans-1,2-Dichloroethene	68	0.40	"	80.8		84.3	70-130	0.889	25	
1,1-Dichloroethane	76	0.41	"	82.4		92.6	70-130	0.864	25	
cis-1,2-Dichloroethene	74	0.40	"	80.0		92.7	70-130	0.981	25	
Chloroform	91	0.25	"	99.2		91.8	70-130	1.58	25	
1,1,1-Trichloroethane	100	0.55	"	111		93.5	70-130	1.71	25	
1,2-Dichloroethane (EDC)	76	0.41	"	82.4		91.8	70-130	0.326	25	
Benzene	58	0.16	"	64.8		89.7	70-130	1.34	25	
Carbon tetrachloride	100	0.32	"	128		81.4	70-130	2.55	25	
Trichloroethene	92	0.55	"	110		83.9	70-130	9.36	25	
Toluene	60	0.76	"	76.8		78.5	70-130	0.442	25	

H&P Mobile
Geochemistry Inc.

2470 Impala Drive
Carlsbad, CA 92010
760-804-9678 Phone
760-804-9159 Fax

EPS, Inc.	Project: MC111814-10	
1050 Crown Pointe Parkway, Suite 550	Project Number: Rheem / Milledgeville, GA	Reported:
Atlanta, GA 30338	Project Manager: Mr. Justin Vickery	03-Dec-14 15:38

Volatile Organic Compounds by EPA TO-15 - Quality Control

H&P Mobile Geochemistry, Inc.

Analyte	Result	Reporting Limit	Units	Spike Level	Source Result	%REC	%REC Limits	RPD	RPD Limit	Notes
Batch EK43002 - TO-15										
LCS Dup (EK43002-BSD1)				Prepared: 29-Nov-14 Analyzed: 30-Nov-14						
1,1,2-Trichloroethane	88	0.55	ug/m3	111		78.9	70-130	0.752	25	
Tetrachloroethene	100	0.69	"	138		75.0	70-130	1.27	25	
1,1,1,2-Tetrachloroethane	120	0.70	"	140		87.6	70-130	0.227	25	
Ethylbenzene	85	0.44	"	88.4		96.3	70-130	1.09	25	
m,p-Xylene	190	0.44	"	177		108	70-130	2.02	25	
o-Xylene	92	0.44	"	88.4		104	70-130	1.39	25	
1,1,2,2-Tetrachloroethane	150	0.70	"	140		105	70-130	1.92	25	
Surrogate: 1,2-Dichloroethane-d4	*218*		*"*	*214*		*102*	*70-130*			
Surrogate: Toluene-d8	*188*		*"*	*207*		*90.7*	*70-130*			
Surrogate: 4-Bromofluorobenzene	*387*		*"*	*364*		*106*	*70-130*			

H&P Mobile
Geochemistry Inc.

2470 Impala Drive
Carlsbad, CA 92010
760-804-9678 Phone
760-804-9159 Fax

EPS, Inc.	Project:	MC111814-10	
1050 Crown Pointe Parkway, Suite 550	Project Number:	Rheem / Milledgeville, GA	Reported:
Atlanta, GA 30338	Project Manager:	Mr. Justin Vickery	03-Dec-14 15:38

Notes and Definitions

DET	Analyte DETECTED
ND	Analyte NOT DETECTED at or above the reporting limit
NR	Not Reported
dry	Sample results reported on a dry weight basis
RPD	Relative Percent Difference

Appendix

H&P Mobile Geochemistry, Inc. is approved as an Environmental Testing Laboratory (Certification # L11-175) in accordance with the DoD-ELAP program. H&P is approved by the State of Arizona under Certification Numbers AZM758 and AZ0779. H&P is approved as an Environmental Laboratory in conformance with the Environmental Laboratory Accreditation Program (CA) for the category of Volatile and Semi-Volatile Organic Chemistry of Hazardous Waste for the following methods:

Certificate# 2741, 2743, 2579, 2754 & 2740 approved for EPA 8260 and LUFT GC/MS
Certificate# 2742, 2745, & 2741 approved for LUFT
Certificate# 2745 & 2742 approved for EPA 418.1

H&P Mobile Geochemistry, Inc. is approved as an Environmental Laboratory in conformance with the National Environmental Accreditation Conference Standards for the category Environmental Analysis Air and Emissions for the following analytes and methods:

Hexachlorobutadiene by EPA TO-15 & TO-14A
1,2,4-Trichlorobenzene by EPA TO-15 & TO-14A
1,2-Dichlorobenzene by EPA TO-15 & TO-14A
Dichlorotetrafluoroethane by EPA TO-14A
1,4-Dichlorobenzene by EPA TO-15 & TO-14A
Benzene by EPA TO-15 & TO-14A
Chlorobenzene by EPA TO-15 & TO-14A
Ethyl benzene by EPA TO-15 & TO-14A
Styrene by EPA TO-15 & TO-14A
Toluene by EPA TO-15 & TO-14A
Total Xylenes by EPA TO-15
1,1,1-Trichloroethane by EPA TO-15 & TO-14A
1,1,2,2-Tetrachloroethane by EPA TO-15 & TO-14A
1,1,2-Trichloroethane by EPA TO-15 & TO-14A
1,1-Dichloroethane by EPA TO-15 & TO-14A
1,1-Dichloroethene by EPA TO-15 & TO-14A
1,2-Dichloroethane by EPA TO-15 & TO-14A
1,2-Dichloropropane by EPA TO-15 & TO-14A
Benzyl Chloride by EPA TO-15 & TO-14A
Bromoform by EPA TO-15
Bromomethane by EPA TO-15 & TO-14A
Carbon tetrachloride by EPA TO-15 & TO-14A
Chloroethane by EPA TO-15 & TO-14A
Chloroform by EPA TO-15 & TO-14A
Chloromethane by EPA TO-15 & TO-14A
cis-1,2-Dichloroethene by EPA TO-15 & TO-14A
cis-1,3-Dichloropropene by EPA TO-15 & TO-14A
Methylene chloride by EPA TO -15 & TO-14A
Tetrachloroethane by EPA TO-15 & TO-14A
trans-1,2-Dichloroethene by EPA TO-15
trans-1,3-Dichloropropene by EPA TO-15 & TO-14A
Trichloroethene by EPA TO-15 & TO-14A
Vinyl chloride by EPA TO -15
2-Butanone by EPA TO-15
4-Methyl-2-Pentanone by EPA TO-15
Hexane by EPA TO-15
Methyl tert-butyl ether by EPA TO-15
Vinyl acetate by EPA TO-15

1,3-Dichlorobenzene by EPA TO-15 & TO-14A
Trichlorofluoromethane by EPA TO-14A
Naphthalene by H&P SOP TO-15/GC-MS
1,2-Dibromoethane (EDB) by EPA TO-15 & TO-14A
1,2-Dibromo-3-chloropropane by EPA TO-15
1,3-Butadiene by EPA TO-15
1,1,2-Trichlorotrifluoroethane by EPA TO-14A
Carbon disulfide by EPA TO-15
1,4-Dioxane by EPA TO-15

This certification applies to samples analyzed in summa canisters.

H&P Mobile Geochemistry, Inc.
2470 Impala Drive, Carlsbad, CA 92010
& Field Office - Signal Hill, CA
W handpmg.com E info@handpmg.com
P 760.804.9678 F 760.804.9159

VAPOR / AIR Chain of Custody

DATE: 11-13-2014
Page 1 of 1

Lab Client and Project Information

Lab Client/Consultant: EPS Inc.
Lab Client Project Manager: Justin Vickery
Lab Client Address: 1050 Crown Point Pkwy Suite #550
Lab Client City, State, Zip: Atlanta, GA 30338
Phone Number: 404-315-9113

Project Name / #: Rheem
Project Location: Milledgeville, GA
Report E-Mail(s): jvickery@envplanning.com
atestoff@envplanning.com
wcrowe@envplanning.com

Sample Receipt (Lab Use Only)

Date Rec'd: 11/18/14
Control #: 140884.01
H&P Project #: MC111814-10
Lab Work Order #: E411094
Sample Intact: ☒ Yes ☐ No ☐ See Notes Below
Receipt Gauge ID: 12172014
Temp: 2 deg C
Outside Lab:
Receipt Notes/Tracking #: 1Z 93T T61 87 4820 1750
1Z 93T T61 87 4852 0978
1Z 93T T61 87 4706 3563
Lab PM Initials: SN

Reporting Requirements

☒ Standard Report ☐ Level III ☐ Level IV
☒ Excel EDD ☐ Other EDD:
☐ CA Geotracker Global ID:

Turnaround Time

☒ 5-7 day Stnd ☐ 24-Hr Rush
☐ 3-day Rush ☐ Mobile Lab
☐ 48-Hr Rush ☐ Other:

Sampler Information

Sampler(s): Alex Testoff, William Crowe
Signature: Alex Testoff
Date: 11-13-2014

Additional Instructions to Laboratory:

☐ Check if Project Analyte List is Attached

** Preferred VOC units (please choose one):*

☐ µg/L ☒ µg/m³ ☐ ppbv ☐ ppmv

SAMPLE NAME	FIELD POINT NAME (if applicable)	DATE mm/dd/yy	TIME 24hr clock	SAMPLE TYPE Indoor Air (IA), Ambient Air (AA), Subslab (SS), Soil Vapor (SV)	CONTAINER SIZE & TYPE 400mL/1L/6L Summa or Tedlar or Tube	CONTAINER ID (###)	Lab use only: Receipt Vac	VOCs Standard Full List ☒ 8260SV ☒ TO-15 (11/18/14)	VOCs Short List / Project List ☐ 8260SV ☐ TO-15	Oxygenates ☐ 8260SV ☐ TO-15	Naphthalene ☐ 8260SV ☐ TO-15 ☐ TO-17m	TPHv as Gas ☐ 8260SVm ☐ TO-15m	TPHv as Diesel (sorbent tube) ☐ TO-17m	Aromatic/Aliphatic Fractions ☐ 8260SVm ☐ TO-15m	Leak Check Compound ☐ DFA ☐ IPA ☐ He	Methane by EPA 8015m	Fixed Gases by ASTM D1945 ☐ CO2 ☐ O2 ☐ N2			
14317-VIIA-6		11-13-14	9:33	IA	6L Sum.	ST019	.80	X												
14317-VIIA-4		11-13-14	9:48	IA	6L Sum.	347	-1.34	X												
14317-VIIA-12		11-13-14	9:56	IA	6L Sum.	ST009	-1.55	X												
14317-VIIA-11		11-13-14	10:02	IA	6L Sum.	315	-1.71	X												
14317-VIIA-8		11-13-14	10:06	IA	6L Sum.	299	-.93	X												
14317-VIIA-1		11-13-14	10:26	IA	6L Sum.	ST014	-5.30	X												
14317-VIIA-10		11-13-14	10:23	IA	6L Sum.	305	-.03	X												
14317-VIIA-13		11-13-14	10:33	IA	6L Sum	278	-1.30	X												

Approved/Relinquished by:	Company:	Date:	Time:	Received by:	Company:	Date:	Time:
Alex Testoff	EPS	11-14-14	11:13	[signature]	H&P	11/18/14	1100
Approved/Relinquished by:	Company:	Date:	Time:	Received by:	Company:	Date:	Time:
Approved/Relinquished by:	Company:	Date:	Time:	Received by:	Company:	Date:	Time:

*Approval constitutes as authorization to proceed with analysis and acceptance of conditions on back

Rev 12/31/2013

ART Performance Monitoring Wells Sampling

AES

ANALYTICAL ENVIRONMENTAL SERVICES, INC.

December 17, 2014

Justin Vickery
Environmental Planning Specialists, Inc.
1050 Crown Pointe Parkway
Atlanta GA 30338

TEL: (404) 315-9113
FAX: (404) 315-8509

RE: Rheem

Dear Justin Vickery: Order No: 1412C28

Analytical Environmental Services, Inc. received 8 samples on December 12, 2014 12:40 pm for the analyses presented in following report.

No problems were encountered during the analyses. Additionally, all results for the associated Quality Control samples were within EPA and/or AES established limits. Any discrepancies associated with the analyses contained herein will be noted and submitted in the form of a project Case Narrative.
AES' certifications are as follows:
-NELAC/Florida Certification number E87582 for analysis of Environmental Water, soil/hazardous waste, and Drinking Water Microbiology, effective 07/01/14-06/30/15.
-AIHA-LAP, LLC Laboratory ID: 100671 for Industrial Hygiene samples (Organics, Inorganics), Environmental Lead (Paint, Soil, Dust Wipes, Air), and Environmental Microbiology (Fungal) Direct Examination, effective until 09/01/15.

These results relate only to the items tested. This report may only be reproduced in full.

If you have any questions regarding these test results, please feel free to call.

James Forrest
Project Manager

3080 Presidential Drive • Atlanta, Georgia 30340 • Tel: 770.457.8177 • Fax: 770.457.8188 • Toll Free: 800.972.4889
www.aesatlanta.com

ANALYTICAL ENVIRONMENTAL SERVICES, INC
3080 Presidential Drive, Atlanta GA 30340-3704
AES TEL.: (770) 457-8177 / TOLL-FREE (800) 972-4889 / FAX: (770) 457-8188

CHAIN OF CUSTODY

Work Order: 1412C28

Date: 12-12-2014 Page 1 of 1

COMPANY: EPS Inc.
ADDRESS: 1050 Crown Pointe Pkwy Suite 550 Atlanta, GA
PHONE: 404-315-9113
FAX:
SAMPLED BY: Alex Testoff, Jeff Dennis
SIGNATURE: Alex Testoff

ANALYSIS REQUESTED: VOCs

PRESERVATION (See codes): H+I

Visit our website www.aesatlanta.com to check on the status of your results, place bottle orders, etc.

#	SAMPLE ID	SAMPLED DATE	SAMPLED TIME	Grab	Composite	Matrix (See codes)	VOCs (H+I)	REMARKS	No # of Containers
1	14345-MW-27-P	12-11-2014	12:31	X		GW	X		2
2	14345-MW-28-P	12-11-2014	12:15	X		GW	X		2
3	14345-MW-37S-P	12-11-2014	11:41	X		GW	X		2
4	14345-MW-37D-P	12-11-2014	11:48	X		GW	X		2
5	14345-MW-38S-P	12-11-2014	12:06	X		GW	X		2
6	14345-MW-38D-P	12-11-2014	11:57	X		GW	X		2
7	14345-MW-39-P	12-11-2014	12:24	X		GW	X		2
8	14345-Blank-P	12-11-2014	12:42	X		W	X		2
9									
10									
11									
12									
13									
14									

RELINQUISHED BY	DATE/TIME	RECEIVED BY	DATE/TIME
1: Alex Testoff	12-12-2014 12:40	1: Joana Pacurar	12/12/14 12:22
2:		2:	
3:		3:	

SPECIAL INSTRUCTIONS/COMMENTS:

SHIPMENT METHOD
OUT / / VIA:
IN / / VIA:
CLIENT FedEx UPS MAIL COURIER
GREYHOUND OTHER

PROJECT INFORMATION
PROJECT NAME: Kheem
PROJECT #:
SITE ADDRESS: Milledgeville, GA
SEND REPORT TO: jvickers@envplanning.com & atestoff@envplanning.com
INVOICE TO: (IF DIFFERENT FROM ABOVE)
QUOTE #: PO#:

RECEIPT
Total # of Containers: 16

Turnaround Time Request
⊗ Standard 5 Business Days
○ 2 Business Day Rush
○ Next Business Day Rush
○ Same Day Rush (auth req.)
○ Other

STATE PROGRAM (if any):
E-mail? Y / N; Fax? Y / N
DATA PACKAGE: I II III IV

SAMPLES RECEIVED AFTER 3PM OR ON SATURDAY ARE CONSIDERED RECEIVED THE NEXT BUSINESS DAY. IF TURNAROUND TIME IS NOT INDICATED, AES WILL PROCEED WITH STANDARD TAT OF SAMPLES.
SAMPLES ARE DISPOSED 30 DAYS AFTER REPORT COMPLETION UNLESS OTHER ARRANGEMENTS ARE MADE.

MATRIX CODES: A = Air GW = Groundwater SE = Sediment SO = Soil SW = Surface Water W = Water (Blanks) DW = Drinking Water (Blanks) O = Other (specify) WW = Waste Water
PRESERVATIVE CODES: H+I = Hydrochloric acid + ice I = Ice only N = Nitric acid S+I = Sulfuric acid + ice S/M+I = Sodium Bisulfate/Methanol + ice O = Other (specify) NA = None

White Copy - Original; Yellow Copy - Client

Analytical Environmental Services, Inc

Date: 17-Dec-14

Client:	Environmental Planning Specialists, Inc.	**Client Sample ID:**	14345-MW-27-P
Lab Order	1412C28	**Tag Number:**	
Project Name:	Rheem	**Collection Date:**	12/11/2014 12:31:00 PM
Lab ID:	1412C28-001A	**Matrix:**	Groundwater

Analyses	Result	Reporting Limit	Qual	Units	BatchID	Dilution Factor	Date Analyzed	Analyst
TCL VOLATILE ORGANICS SW8260B				**(SW5030B)**				
1,1,1-Trichloroethane	BRL	5.0		ug/L	200469	1	12/15/2014 13:43	GK
1,1,2,2-Tetrachloroethane	BRL	5.0		ug/L	200469	1	12/15/2014 13:43	GK
1,1,2-Trichloroethane	BRL	5.0		ug/L	200469	1	12/15/2014 13:43	GK
1,1-Dichloroethane	BRL	5.0		ug/L	200469	1	12/15/2014 13:43	GK
1,1-Dichloroethene	BRL	5.0		ug/L	200469	1	12/15/2014 13:43	GK
1,2,4-Trichlorobenzene	BRL	5.0		ug/L	200469	1	12/15/2014 13:43	GK
1,2-Dibromo-3-chloropropane	BRL	5.0		ug/L	200469	1	12/15/2014 13:43	GK
1,2-Dibromoethane	BRL	5.0		ug/L	200469	1	12/15/2014 13:43	GK
1,2-Dichlorobenzene	BRL	5.0		ug/L	200469	1	12/15/2014 13:43	GK
1,2-Dichloroethane	BRL	5.0		ug/L	200469	1	12/15/2014 13:43	GK
1,2-Dichloropropane	BRL	5.0		ug/L	200469	1	12/15/2014 13:43	GK
1,3-Dichlorobenzene	BRL	5.0		ug/L	200469	1	12/15/2014 13:43	GK
1,4-Dichlorobenzene	BRL	5.0		ug/L	200469	1	12/15/2014 13:43	GK
2-Butanone	BRL	50		ug/L	200469	1	12/15/2014 13:43	GK
2-Hexanone	BRL	10		ug/L	200469	1	12/15/2014 13:43	GK
4-Methyl-2-pentanone	BRL	10		ug/L	200469	1	12/15/2014 13:43	GK
Acetone	BRL	50		ug/L	200469	1	12/15/2014 13:43	GK
Benzene	BRL	5.0		ug/L	200469	1	12/15/2014 13:43	GK
Bromodichloromethane	BRL	5.0		ug/L	200469	1	12/15/2014 13:43	GK
Bromoform	BRL	5.0		ug/L	200469	1	12/15/2014 13:43	GK
Bromomethane	BRL	5.0		ug/L	200469	1	12/15/2014 13:43	GK
Carbon disulfide	BRL	5.0		ug/L	200469	1	12/15/2014 13:43	GK
Carbon tetrachloride	BRL	5.0		ug/L	200469	1	12/15/2014 13:43	GK
Chlorobenzene	BRL	5.0		ug/L	200469	1	12/15/2014 13:43	GK
Chloroethane	BRL	10		ug/L	200469	1	12/15/2014 13:43	GK
Chloroform	BRL	5.0		ug/L	200469	1	12/15/2014 13:43	GK
Chloromethane	BRL	10		ug/L	200469	1	12/15/2014 13:43	GK
cis-1,2-Dichloroethene	9.0	5.0		ug/L	200469	1	12/15/2014 13:43	GK
cis-1,3-Dichloropropene	BRL	5.0		ug/L	200469	1	12/15/2014 13:43	GK
Cyclohexane	BRL	5.0		ug/L	200469	1	12/15/2014 13:43	GK
Dibromochloromethane	BRL	5.0		ug/L	200469	1	12/15/2014 13:43	GK
Dichlorodifluoromethane	BRL	10		ug/L	200469	1	12/15/2014 13:43	GK
Ethylbenzene	BRL	5.0		ug/L	200469	1	12/15/2014 13:43	GK
Freon-113	BRL	10		ug/L	200469	1	12/15/2014 13:43	GK
Isopropylbenzene	BRL	5.0		ug/L	200469	1	12/15/2014 13:43	GK
m,p-Xylene	BRL	5.0		ug/L	200469	1	12/15/2014 13:43	GK
Methyl acetate	BRL	5.0		ug/L	200469	1	12/15/2014 13:43	GK
Methyl tert-butyl ether	BRL	5.0		ug/L	200469	1	12/15/2014 13:43	GK
Methylcyclohexane	BRL	5.0		ug/L	200469	1	12/15/2014 13:43	GK
Methylene chloride	BRL	5.0		ug/L	200469	1	12/15/2014 13:43	GK

Qualifiers:

*	Value exceeds maximum contaminant level	E	Estimated (value above quantitation range)
BRL	Below reporting limit	S	Spike Recovery outside limits due to matrix
H	Holding times for preparation or analysis exceeded	Narr	See case narrative
N	Analyte not NELAC certified	NC	Not confirmed
B	Analyte detected in the associated method blank	<	Less than Result value
>	Greater than Result value	J	Estimated value detected below Reporting Limit

Analytical Environmental Services, Inc

Date: 17-Dec-14

Client:	Environmental Planning Specialists, Inc.	**Client Sample ID:**	14345-MW-27-P
Lab Order	1412C28	**Tag Number:**	
Project Name:	Rheem	**Collection Date:**	12/11/2014 12:31:00 PM
Lab ID:	1412C28-001A	**Matrix:**	Groundwater

Analyses	Result	Reporting Limit	Qual	Units	BatchID	Dilution Factor	Date Analyzed	Analyst
TCL VOLATILE ORGANICS SW8260B				**(SW5030B)**				
o-Xylene	BRL	5.0		ug/L	200469	1	12/15/2014 13:43	GK
Styrene	BRL	5.0		ug/L	200469	1	12/15/2014 13:43	GK
Tetrachloroethene	BRL	5.0		ug/L	200469	1	12/15/2014 13:43	GK
Toluene	BRL	5.0		ug/L	200469	1	12/15/2014 13:43	GK
trans-1,2-Dichloroethene	BRL	5.0		ug/L	200469	1	12/15/2014 13:43	GK
trans-1,3-Dichloropropene	BRL	5.0		ug/L	200469	1	12/15/2014 13:43	GK
Trichloroethene	7.5	5.0		ug/L	200469	1	12/15/2014 13:43	GK
Trichlorofluoromethane	BRL	5.0		ug/L	200469	1	12/15/2014 13:43	GK
Vinyl chloride	BRL	2.0		ug/L	200469	1	12/15/2014 13:43	GK
Surr: 4-Bromofluorobenzene	98	70.6-123		%REC	200469	1	12/15/2014 13:43	GK
Surr: Dibromofluoromethane	100	78.7-124		%REC	200469	1	12/15/2014 13:43	GK
Surr: Toluene-d8	98.3	81.3-120		%REC	200469	1	12/15/2014 13:43	GK

Qualifiers:

*	Value exceeds maximum contaminant level	E	Estimated (value above quantitation range)
BRL	Below reporting limit	S	Spike Recovery outside limits due to matrix
H	Holding times for preparation or analysis exceeded	Narr	See case narrative
N	Analyte not NELAC certified	NC	Not confirmed
B	Analyte detected in the associated method blank	<	Less than Result value
>	Greater than Result value	J	Estimated value detected below Reporting Limit

Analytical Environmental Services, Inc

Date: 17-Dec-14

Client:	Environmental Planning Specialists, Inc.	**Client Sample ID:**	14345-MW-28-P
Lab Order	1412C28	**Tag Number:**	
Project Name:	Rheem	**Collection Date:**	12/11/2014 12:15:00 PM
Lab ID:	1412C28-002A	**Matrix:**	Groundwater

Analyses	Result	Reporting Limit	Qual	Units	BatchID	Dilution Factor	Date Analyzed	Analyst
TCL VOLATILE ORGANICS SW8260B					**(SW5030B)**			
1,1,1-Trichloroethane	BRL	5.0		ug/L	200469	1	12/15/2014 15:15	GK
1,1,2,2-Tetrachloroethane	BRL	5.0		ug/L	200469	1	12/15/2014 15:15	GK
1,1,2-Trichloroethane	BRL	5.0		ug/L	200469	1	12/15/2014 15:15	GK
1,1-Dichloroethane	BRL	5.0		ug/L	200469	1	12/15/2014 15:15	GK
1,1-Dichloroethene	BRL	5.0		ug/L	200469	1	12/15/2014 15:15	GK
1,2,4-Trichlorobenzene	BRL	5.0		ug/L	200469	1	12/15/2014 15:15	GK
1,2-Dibromo-3-chloropropane	BRL	5.0		ug/L	200469	1	12/15/2014 15:15	GK
1,2-Dibromoethane	BRL	5.0		ug/L	200469	1	12/15/2014 15:15	GK
1,2-Dichlorobenzene	BRL	5.0		ug/L	200469	1	12/15/2014 15:15	GK
1,2-Dichloroethane	BRL	5.0		ug/L	200469	1	12/15/2014 15:15	GK
1,2-Dichloropropane	BRL	5.0		ug/L	200469	1	12/15/2014 15:15	GK
1,3-Dichlorobenzene	BRL	5.0		ug/L	200469	1	12/15/2014 15:15	GK
1,4-Dichlorobenzene	BRL	5.0		ug/L	200469	1	12/15/2014 15:15	GK
2-Butanone	BRL	50		ug/L	200469	1	12/15/2014 15:15	GK
2-Hexanone	BRL	10		ug/L	200469	1	12/15/2014 15:15	GK
4-Methyl-2-pentanone	BRL	10		ug/L	200469	1	12/15/2014 15:15	GK
Acetone	BRL	50		ug/L	200469	1	12/15/2014 15:15	GK
Benzene	BRL	5.0		ug/L	200469	1	12/15/2014 15:15	GK
Bromodichloromethane	BRL	5.0		ug/L	200469	1	12/15/2014 15:15	GK
Bromoform	BRL	5.0		ug/L	200469	1	12/15/2014 15:15	GK
Bromomethane	BRL	5.0		ug/L	200469	1	12/15/2014 15:15	GK
Carbon disulfide	BRL	5.0		ug/L	200469	1	12/15/2014 15:15	GK
Carbon tetrachloride	BRL	5.0		ug/L	200469	1	12/15/2014 15:15	GK
Chlorobenzene	BRL	5.0		ug/L	200469	1	12/15/2014 15:15	GK
Chloroethane	BRL	10		ug/L	200469	1	12/15/2014 15:15	GK
Chloroform	BRL	5.0		ug/L	200469	1	12/15/2014 15:15	GK
Chloromethane	BRL	10		ug/L	200469	1	12/15/2014 15:15	GK
cis-1,2-Dichloroethene	13	5.0		ug/L	200469	1	12/15/2014 15:15	GK
cis-1,3-Dichloropropene	BRL	5.0		ug/L	200469	1	12/15/2014 15:15	GK
Cyclohexane	BRL	5.0		ug/L	200469	1	12/15/2014 15:15	GK
Dibromochloromethane	BRL	5.0		ug/L	200469	1	12/15/2014 15:15	GK
Dichlorodifluoromethane	BRL	10		ug/L	200469	1	12/15/2014 15:15	GK
Ethylbenzene	BRL	5.0		ug/L	200469	1	12/15/2014 15:15	GK
Freon-113	BRL	10		ug/L	200469	1	12/15/2014 15:15	GK
Isopropylbenzene	BRL	5.0		ug/L	200469	1	12/15/2014 15:15	GK
m,p-Xylene	BRL	5.0		ug/L	200469	1	12/15/2014 15:15	GK
Methyl acetate	BRL	5.0		ug/L	200469	1	12/15/2014 15:15	GK
Methyl tert-butyl ether	BRL	5.0		ug/L	200469	1	12/15/2014 15:15	GK
Methylcyclohexane	BRL	5.0		ug/L	200469	1	12/15/2014 15:15	GK
Methylene chloride	BRL	5.0		ug/L	200469	1	12/15/2014 15:15	GK

Qualifiers:

*	Value exceeds maximum contaminant level	E	Estimated (value above quantitation range)
BRL	Below reporting limit	S	Spike Recovery outside limits due to matrix
H	Holding times for preparation or analysis exceeded	Narr	See case narrative
N	Analyte not NELAC certified	NC	Not confirmed
B	Analyte detected in the associated method blank	<	Less than Result value
>	Greater than Result value	J	Estimated value detected below Reporting Limit

Analytical Environmental Services, Inc

Date: 17-Dec-14

Client:	Environmental Planning Specialists, Inc.	**Client Sample ID:**	14345-MW-28-P
Lab Order	1412C28	**Tag Number:**	
Project Name:	Rheem	**Collection Date:**	12/11/2014 12:15:00 PM
Lab ID:	1412C28-002A	**Matrix:**	Groundwater

Analyses	Result	Reporting Limit	Qual	Units	BatchID	Dilution Factor	Date Analyzed	Analyst
TCL VOLATILE ORGANICS SW8260B				**(SW5030B)**				
o-Xylene	BRL	5.0		ug/L	200469	1	12/15/2014 15:15	GK
Styrene	BRL	5.0		ug/L	200469	1	12/15/2014 15:15	GK
Tetrachloroethene	BRL	5.0		ug/L	200469	1	12/15/2014 15:15	GK
Toluene	BRL	5.0		ug/L	200469	1	12/15/2014 15:15	GK
trans-1,2-Dichloroethene	BRL	5.0		ug/L	200469	1	12/15/2014 15:15	GK
trans-1,3-Dichloropropene	BRL	5.0		ug/L	200469	1	12/15/2014 15:15	GK
Trichloroethene	210	50		ug/L	200469	10	12/16/2014 15:36	GK
Trichlorofluoromethane	BRL	5.0		ug/L	200469	1	12/15/2014 15:15	GK
Vinyl chloride	BRL	2.0		ug/L	200469	1	12/15/2014 15:15	GK
Surr: 4-Bromofluorobenzene	96.9	70.6-123		%REC	200469	1	12/15/2014 15:15	GK
Surr: 4-Bromofluorobenzene	99.2	70.6-123		%REC	200469	10	12/16/2014 15:36	GK
Surr: Dibromofluoromethane	95.4	78.7-124		%REC	200469	10	12/16/2014 15:36	GK
Surr: Dibromofluoromethane	101	78.7-124		%REC	200469	1	12/15/2014 15:15	GK
Surr: Toluene-d8	99.6	81.3-120		%REC	200469	10	12/16/2014 15:36	GK
Surr: Toluene-d8	100	81.3-120		%REC	200469	1	12/15/2014 15:15	GK

Qualifiers:

*	Value exceeds maximum contaminant level	E	Estimated (value above quantitation range)
BRL	Below reporting limit	S	Spike Recovery outside limits due to matrix
H	Holding times for preparation or analysis exceeded	Narr	See case narrative
N	Analyte not NELAC certified	NC	Not confirmed
B	Analyte detected in the associated method blank	<	Less than Result value
>	Greater than Result value	J	Estimated value detected below Reporting Limit

Analytical Environmental Services, Inc

Date: 17-Dec-14

Client:	Environmental Planning Specialists, Inc.	**Client Sample ID:**	14345-MW-37S-P
Lab Order	1412C28	**Tag Number:**	
Project Name:	Rheem	**Collection Date:**	12/11/2014 11:41:00 AM
Lab ID:	1412C28-003A	**Matrix:**	Groundwater

Analyses	Result	Reporting Limit	Qual	Units	BatchID	Dilution Factor	Date Analyzed	Analyst
TCL VOLATILE ORGANICS SW8260B				**(SW5030B)**				
1,1,1-Trichloroethane	BRL	5.0		ug/L	200469	1	12/15/2014 16:16	GK
1,1,2,2-Tetrachloroethane	BRL	5.0		ug/L	200469	1	12/15/2014 16:16	GK
1,1,2-Trichloroethane	BRL	5.0		ug/L	200469	1	12/15/2014 16:16	GK
1,1-Dichloroethane	BRL	5.0		ug/L	200469	1	12/15/2014 16:16	GK
1,1-Dichloroethene	BRL	5.0		ug/L	200469	1	12/15/2014 16:16	GK
1,2,4-Trichlorobenzene	BRL	5.0		ug/L	200469	1	12/15/2014 16:16	GK
1,2-Dibromo-3-chloropropane	BRL	5.0		ug/L	200469	1	12/15/2014 16:16	GK
1,2-Dibromoethane	BRL	5.0		ug/L	200469	1	12/15/2014 16:16	GK
1,2-Dichlorobenzene	BRL	5.0		ug/L	200469	1	12/15/2014 16:16	GK
1,2-Dichloroethane	BRL	5.0		ug/L	200469	1	12/15/2014 16:16	GK
1,2-Dichloropropane	BRL	5.0		ug/L	200469	1	12/15/2014 16:16	GK
1,3-Dichlorobenzene	BRL	5.0		ug/L	200469	1	12/15/2014 16:16	GK
1,4-Dichlorobenzene	BRL	5.0		ug/L	200469	1	12/15/2014 16:16	GK
2-Butanone	BRL	50		ug/L	200469	1	12/15/2014 16:16	GK
2-Hexanone	BRL	10		ug/L	200469	1	12/15/2014 16:16	GK
4-Methyl-2-pentanone	BRL	10		ug/L	200469	1	12/15/2014 16:16	GK
Acetone	BRL	50		ug/L	200469	1	12/15/2014 16:16	GK
Benzene	BRL	5.0		ug/L	200469	1	12/15/2014 16:16	GK
Bromodichloromethane	BRL	5.0		ug/L	200469	1	12/15/2014 16:16	GK
Bromoform	BRL	5.0		ug/L	200469	1	12/15/2014 16:16	GK
Bromomethane	BRL	5.0		ug/L	200469	1	12/15/2014 16:16	GK
Carbon disulfide	BRL	5.0		ug/L	200469	1	12/15/2014 16:16	GK
Carbon tetrachloride	BRL	5.0		ug/L	200469	1	12/15/2014 16:16	GK
Chlorobenzene	BRL	5.0		ug/L	200469	1	12/15/2014 16:16	GK
Chloroethane	BRL	10		ug/L	200469	1	12/15/2014 16:16	GK
Chloroform	BRL	5.0		ug/L	200469	1	12/15/2014 16:16	GK
Chloromethane	BRL	10		ug/L	200469	1	12/15/2014 16:16	GK
cis-1,2-Dichloroethene	BRL	5.0		ug/L	200469	1	12/15/2014 16:16	GK
cis-1,3-Dichloropropene	BRL	5.0		ug/L	200469	1	12/15/2014 16:16	GK
Cyclohexane	BRL	5.0		ug/L	200469	1	12/15/2014 16:16	GK
Dibromochloromethane	BRL	5.0		ug/L	200469	1	12/15/2014 16:16	GK
Dichlorodifluoromethane	BRL	10		ug/L	200469	1	12/15/2014 16:16	GK
Ethylbenzene	BRL	5.0		ug/L	200469	1	12/15/2014 16:16	GK
Freon-113	BRL	10		ug/L	200469	1	12/15/2014 16:16	GK
Isopropylbenzene	BRL	5.0		ug/L	200469	1	12/15/2014 16:16	GK
m,p-Xylene	BRL	5.0		ug/L	200469	1	12/15/2014 16:16	GK
Methyl acetate	BRL	5.0		ug/L	200469	1	12/15/2014 16:16	GK
Methyl tert-butyl ether	BRL	5.0		ug/L	200469	1	12/15/2014 16:16	GK
Methylcyclohexane	BRL	5.0		ug/L	200469	1	12/15/2014 16:16	GK
Methylene chloride	BRL	5.0		ug/L	200469	1	12/15/2014 16:16	GK

Qualifiers:

*	Value exceeds maximum contaminant level	E	Estimated (value above quantitation range)
BRL	Below reporting limit	S	Spike Recovery outside limits due to matrix
H	Holding times for preparation or analysis exceeded	Narr	See case narrative
N	Analyte not NELAC certified	NC	Not confirmed
B	Analyte detected in the associated method blank	<	Less than Result value
>	Greater than Result value	J	Estimated value detected below Reporting Limit

Analytical Environmental Services, Inc **Date:** 17-Dec-14

Client:	Environmental Planning Specialists, Inc.	**Client Sample ID:**	14345-MW-37S-P
Lab Order	1412C28	**Tag Number:**	
Project Name:	Rheem	**Collection Date:**	12/11/2014 11:41:00 AM
Lab ID:	1412C28-003A	**Matrix:**	Groundwater

Analyses	Result	Reporting Limit	Qual	Units	BatchID	Dilution Factor	Date Analyzed	Analyst
TCL VOLATILE ORGANICS SW8260B				**(SW5030B)**				
o-Xylene	BRL	5.0		ug/L	200469	1	12/15/2014 16:16	GK
Styrene	BRL	5.0		ug/L	200469	1	12/15/2014 16:16	GK
Tetrachloroethene	BRL	5.0		ug/L	200469	1	12/15/2014 16:16	GK
Toluene	BRL	5.0		ug/L	200469	1	12/15/2014 16:16	GK
trans-1,2-Dichloroethene	BRL	5.0		ug/L	200469	1	12/15/2014 16:16	GK
trans-1,3-Dichloropropene	BRL	5.0		ug/L	200469	1	12/15/2014 16:16	GK
Trichloroethene	BRL	5.0		ug/L	200469	1	12/15/2014 16:16	GK
Trichlorofluoromethane	BRL	5.0		ug/L	200469	1	12/15/2014 16:16	GK
Vinyl chloride	BRL	2.0		ug/L	200469	1	12/15/2014 16:16	GK
Surr: 4-Bromofluorobenzene	95.6	70.6-123		%REC	200469	1	12/15/2014 16:16	GK
Surr: Dibromofluoromethane	101	78.7-124		%REC	200469	1	12/15/2014 16:16	GK
Surr: Toluene-d8	99	81.3-120		%REC	200469	1	12/15/2014 16:16	GK

Qualifiers:

*	Value exceeds maximum contaminant level	E	Estimated (value above quantitation range)
BRL	Below reporting limit	S	Spike Recovery outside limits due to matrix
H	Holding times for preparation or analysis exceeded	Narr	See case narrative
N	Analyte not NELAC certified	NC	Not confirmed
B	Analyte detected in the associated method blank	<	Less than Result value
>	Greater than Result value	J	Estimated value detected below Reporting Limit

Analytical Environmental Services, Inc

Date: 17-Dec-14

Client:	Environmental Planning Specialists, Inc.	**Client Sample ID:**	14345-MW-37D-P
Lab Order	1412C28	**Tag Number:**	
Project Name:	Rheem	**Collection Date:**	12/11/2014 11:48:00 AM
Lab ID:	1412C28-004A	**Matrix:**	Groundwater

Analyses	Result	Reporting Limit	Qual	Units	BatchID	Dilution Factor	Date Analyzed	Analyst
TCL VOLATILE ORGANICS SW8260B				**(SW5030B)**				
1,1,1-Trichloroethane	BRL	5.0		ug/L	200469	1	12/15/2014 15:46	GK
1,1,2,2-Tetrachloroethane	BRL	5.0		ug/L	200469	1	12/15/2014 15:46	GK
1,1,2-Trichloroethane	BRL	5.0		ug/L	200469	1	12/15/2014 15:46	GK
1,1-Dichloroethane	BRL	5.0		ug/L	200469	1	12/15/2014 15:46	GK
1,1-Dichloroethene	BRL	5.0		ug/L	200469	1	12/15/2014 15:46	GK
1,2,4-Trichlorobenzene	BRL	5.0		ug/L	200469	1	12/15/2014 15:46	GK
1,2-Dibromo-3-chloropropane	BRL	5.0		ug/L	200469	1	12/15/2014 15:46	GK
1,2-Dibromoethane	BRL	5.0		ug/L	200469	1	12/15/2014 15:46	GK
1,2-Dichlorobenzene	BRL	5.0		ug/L	200469	1	12/15/2014 15:46	GK
1,2-Dichloroethane	BRL	5.0		ug/L	200469	1	12/15/2014 15:46	GK
1,2-Dichloropropane	BRL	5.0		ug/L	200469	1	12/15/2014 15:46	GK
1,3-Dichlorobenzene	BRL	5.0		ug/L	200469	1	12/15/2014 15:46	GK
1,4-Dichlorobenzene	BRL	5.0		ug/L	200469	1	12/15/2014 15:46	GK
2-Butanone	BRL	50		ug/L	200469	1	12/15/2014 15:46	GK
2-Hexanone	BRL	10		ug/L	200469	1	12/15/2014 15:46	GK
4-Methyl-2-pentanone	BRL	10		ug/L	200469	1	12/15/2014 15:46	GK
Acetone	BRL	50		ug/L	200469	1	12/15/2014 15:46	GK
Benzene	BRL	5.0		ug/L	200469	1	12/15/2014 15:46	GK
Bromodichloromethane	BRL	5.0		ug/L	200469	1	12/15/2014 15:46	GK
Bromoform	BRL	5.0		ug/L	200469	1	12/15/2014 15:46	GK
Bromomethane	BRL	5.0		ug/L	200469	1	12/15/2014 15:46	GK
Carbon disulfide	BRL	5.0		ug/L	200469	1	12/15/2014 15:46	GK
Carbon tetrachloride	BRL	5.0		ug/L	200469	1	12/15/2014 15:46	GK
Chlorobenzene	BRL	5.0		ug/L	200469	1	12/15/2014 15:46	GK
Chloroethane	BRL	10		ug/L	200469	1	12/15/2014 15:46	GK
Chloroform	BRL	5.0		ug/L	200469	1	12/15/2014 15:46	GK
Chloromethane	BRL	10		ug/L	200469	1	12/15/2014 15:46	GK
cis-1,2-Dichloroethene	7.7	5.0		ug/L	200469	1	12/15/2014 15:46	GK
cis-1,3-Dichloropropene	BRL	5.0		ug/L	200469	1	12/15/2014 15:46	GK
Cyclohexane	BRL	5.0		ug/L	200469	1	12/15/2014 15:46	GK
Dibromochloromethane	BRL	5.0		ug/L	200469	1	12/15/2014 15:46	GK
Dichlorodifluoromethane	BRL	10		ug/L	200469	1	12/15/2014 15:46	GK
Ethylbenzene	BRL	5.0		ug/L	200469	1	12/15/2014 15:46	GK
Freon-113	BRL	10		ug/L	200469	1	12/15/2014 15:46	GK
Isopropylbenzene	BRL	5.0		ug/L	200469	1	12/15/2014 15:46	GK
m,p-Xylene	BRL	5.0		ug/L	200469	1	12/15/2014 15:46	GK
Methyl acetate	BRL	5.0		ug/L	200469	1	12/15/2014 15:46	GK
Methyl tert-butyl ether	BRL	5.0		ug/L	200469	1	12/15/2014 15:46	GK
Methylcyclohexane	BRL	5.0		ug/L	200469	1	12/15/2014 15:46	GK
Methylene chloride	BRL	5.0		ug/L	200469	1	12/15/2014 15:46	GK

Qualifiers:

*	Value exceeds maximum contaminant level	E	Estimated (value above quantitation range)
BRL	Below reporting limit	S	Spike Recovery outside limits due to matrix
H	Holding times for preparation or analysis exceeded	Narr	See case narrative
N	Analyte not NELAC certified	NC	Not confirmed
B	Analyte detected in the associated method blank	<	Less than Result value
>	Greater than Result value	J	Estimated value detected below Reporting Limit

Analytical Environmental Services, Inc

Date: 17-Dec-14

Client:	Environmental Planning Specialists, Inc.	**Client Sample ID:**	14345-MW-37D-P
Lab Order	1412C28	**Tag Number:**	
Project Name:	Rheem	**Collection Date:**	12/11/2014 11:48:00 AM
Lab ID:	1412C28-004A	**Matrix:**	Groundwater

Analyses	Result	Reporting Limit	Qual	Units	BatchID	Dilution Factor	Date Analyzed	Analyst
TCL VOLATILE ORGANICS SW8260B				**(SW5030B)**				
o-Xylene	BRL	5.0		ug/L	200469	1	12/15/2014 15:46	GK
Styrene	BRL	5.0		ug/L	200469	1	12/15/2014 15:46	GK
Tetrachloroethene	BRL	5.0		ug/L	200469	1	12/15/2014 15:46	GK
Toluene	BRL	5.0		ug/L	200469	1	12/15/2014 15:46	GK
trans-1,2-Dichloroethene	BRL	5.0		ug/L	200469	1	12/15/2014 15:46	GK
trans-1,3-Dichloropropene	BRL	5.0		ug/L	200469	1	12/15/2014 15:46	GK
Trichloroethene	72	5.0		ug/L	200469	1	12/15/2014 15:46	GK
Trichlorofluoromethane	BRL	5.0		ug/L	200469	1	12/15/2014 15:46	GK
Vinyl chloride	BRL	2.0		ug/L	200469	1	12/15/2014 15:46	GK
Surr: 4-Bromofluorobenzene	95	70.6-123		%REC	200469	1	12/15/2014 15:46	GK
Surr: Dibromofluoromethane	101	78.7-124		%REC	200469	1	12/15/2014 15:46	GK
Surr: Toluene-d8	98.6	81.3-120		%REC	200469	1	12/15/2014 15:46	GK

Qualifiers:

*	Value exceeds maximum contaminant level	E	Estimated (value above quantitation range)
BRL	Below reporting limit	S	Spike Recovery outside limits due to matrix
H	Holding times for preparation or analysis exceeded	Narr	See case narrative
N	Analyte not NELAC certified	NC	Not confirmed
B	Analyte detected in the associated method blank	<	Less than Result value
>	Greater than Result value	J	Estimated value detected below Reporting Limit

Analytical Environmental Services, Inc

Date: 17-Dec-14

Client:	Environmental Planning Specialists, Inc.	**Client Sample ID:**	14345-MW-38S-P
Lab Order	1412C28	**Tag Number:**	
Project Name:	Rheem	**Collection Date:**	12/11/2014 12:06:00 PM
Lab ID:	1412C28-005A	**Matrix:**	Groundwater

Analyses	Result	Reporting Limit	Qual	Units	BatchID	Dilution Factor	Date Analyzed	Analyst
TCL VOLATILE ORGANICS SW8260B				**(SW5030B)**				
1,1,1-Trichloroethane	BRL	5.0		ug/L	200469	1	12/15/2014 16:47	GK
1,1,2,2-Tetrachloroethane	BRL	5.0		ug/L	200469	1	12/15/2014 16:47	GK
1,1,2-Trichloroethane	BRL	5.0		ug/L	200469	1	12/15/2014 16:47	GK
1,1-Dichloroethane	BRL	5.0		ug/L	200469	1	12/15/2014 16:47	GK
1,1-Dichloroethene	BRL	5.0		ug/L	200469	1	12/15/2014 16:47	GK
1,2,4-Trichlorobenzene	BRL	5.0		ug/L	200469	1	12/15/2014 16:47	GK
1,2-Dibromo-3-chloropropane	BRL	5.0		ug/L	200469	1	12/15/2014 16:47	GK
1,2-Dibromoethane	BRL	5.0		ug/L	200469	1	12/15/2014 16:47	GK
1,2-Dichlorobenzene	BRL	5.0		ug/L	200469	1	12/15/2014 16:47	GK
1,2-Dichloroethane	BRL	5.0		ug/L	200469	1	12/15/2014 16:47	GK
1,2-Dichloropropane	BRL	5.0		ug/L	200469	1	12/15/2014 16:47	GK
1,3-Dichlorobenzene	BRL	5.0		ug/L	200469	1	12/15/2014 16:47	GK
1,4-Dichlorobenzene	BRL	5.0		ug/L	200469	1	12/15/2014 16:47	GK
2-Butanone	BRL	50		ug/L	200469	1	12/15/2014 16:47	GK
2-Hexanone	BRL	10		ug/L	200469	1	12/15/2014 16:47	GK
4-Methyl-2-pentanone	BRL	10		ug/L	200469	1	12/15/2014 16:47	GK
Acetone	BRL	50		ug/L	200469	1	12/15/2014 16:47	GK
Benzene	BRL	5.0		ug/L	200469	1	12/15/2014 16:47	GK
Bromodichloromethane	BRL	5.0		ug/L	200469	1	12/15/2014 16:47	GK
Bromoform	BRL	5.0		ug/L	200469	1	12/15/2014 16:47	GK
Bromomethane	BRL	5.0		ug/L	200469	1	12/15/2014 16:47	GK
Carbon disulfide	BRL	5.0		ug/L	200469	1	12/15/2014 16:47	GK
Carbon tetrachloride	BRL	5.0		ug/L	200469	1	12/15/2014 16:47	GK
Chlorobenzene	BRL	5.0		ug/L	200469	1	12/15/2014 16:47	GK
Chloroethane	BRL	10		ug/L	200469	1	12/15/2014 16:47	GK
Chloroform	BRL	5.0		ug/L	200469	1	12/15/2014 16:47	GK
Chloromethane	BRL	10		ug/L	200469	1	12/15/2014 16:47	GK
cis-1,2-Dichloroethene	BRL	5.0		ug/L	200469	1	12/15/2014 16:47	GK
cis-1,3-Dichloropropene	BRL	5.0		ug/L	200469	1	12/15/2014 16:47	GK
Cyclohexane	BRL	5.0		ug/L	200469	1	12/15/2014 16:47	GK
Dibromochloromethane	BRL	5.0		ug/L	200469	1	12/15/2014 16:47	GK
Dichlorodifluoromethane	BRL	10		ug/L	200469	1	12/15/2014 16:47	GK
Ethylbenzene	BRL	5.0		ug/L	200469	1	12/15/2014 16:47	GK
Freon-113	BRL	10		ug/L	200469	1	12/15/2014 16:47	GK
Isopropylbenzene	BRL	5.0		ug/L	200469	1	12/15/2014 16:47	GK
m,p-Xylene	BRL	5.0		ug/L	200469	1	12/15/2014 16:47	GK
Methyl acetate	BRL	5.0		ug/L	200469	1	12/15/2014 16:47	GK
Methyl tert-butyl ether	BRL	5.0		ug/L	200469	1	12/15/2014 16:47	GK
Methylcyclohexane	BRL	5.0		ug/L	200469	1	12/15/2014 16:47	GK
Methylene chloride	BRL	5.0		ug/L	200469	1	12/15/2014 16:47	GK

Qualifiers:

*	Value exceeds maximum contaminant level	E	Estimated (value above quantitation range)
BRL	Below reporting limit	S	Spike Recovery outside limits due to matrix
H	Holding times for preparation or analysis exceeded	Narr	See case narrative
N	Analyte not NELAC certified	NC	Not confirmed
B	Analyte detected in the associated method blank	<	Less than Result value
>	Greater than Result value	J	Estimated value detected below Reporting Limit

Analytical Environmental Services, Inc

Date: 17-Dec-14

Client:	Environmental Planning Specialists, Inc.	**Client Sample ID:**	14345-MW-38S-P
Lab Order	1412C28	**Tag Number:**	
Project Name:	Rheem	**Collection Date:**	12/11/2014 12:06:00 PM
Lab ID:	1412C28-005A	**Matrix:**	Groundwater

Analyses	Result	Reporting Limit	Qual	Units	BatchID	Dilution Factor	Date Analyzed	Analyst
TCL VOLATILE ORGANICS SW8260B				**(SW5030B)**				
o-Xylene	BRL	5.0		ug/L	200469	1	12/15/2014 16:47	GK
Styrene	BRL	5.0		ug/L	200469	1	12/15/2014 16:47	GK
Tetrachloroethene	BRL	5.0		ug/L	200469	1	12/15/2014 16:47	GK
Toluene	BRL	5.0		ug/L	200469	1	12/15/2014 16:47	GK
trans-1,2-Dichloroethene	BRL	5.0		ug/L	200469	1	12/15/2014 16:47	GK
trans-1,3-Dichloropropene	BRL	5.0		ug/L	200469	1	12/15/2014 16:47	GK
Trichloroethene	BRL	5.0		ug/L	200469	1	12/15/2014 16:47	GK
Trichlorofluoromethane	BRL	5.0		ug/L	200469	1	12/15/2014 16:47	GK
Vinyl chloride	BRL	2.0		ug/L	200469	1	12/15/2014 16:47	GK
Surr: 4-Bromofluorobenzene	95.2	70.6-123		%REC	200469	1	12/15/2014 16:47	GK
Surr: Dibromofluoromethane	101	78.7-124		%REC	200469	1	12/15/2014 16:47	GK
Surr: Toluene-d8	99.4	81.3-120		%REC	200469	1	12/15/2014 16:47	GK

Qualifiers:

*	Value exceeds maximum contaminant level	E	Estimated (value above quantitation range)
BRL	Below reporting limit	S	Spike Recovery outside limits due to matrix
H	Holding times for preparation or analysis exceeded	Narr	See case narrative
N	Analyte not NELAC certified	NC	Not confirmed
B	Analyte detected in the associated method blank	<	Less than Result value
>	Greater than Result value	J	Estimated value detected below Reporting Limit

Analytical Environmental Services, Inc

Date: 17-Dec-14

Client:	Environmental Planning Specialists, Inc.	**Client Sample ID:**	14345-MW-38D-P
Lab Order	1412C28	**Tag Number:**	
Project Name:	Rheem	**Collection Date:**	12/11/2014 11:57:00 AM
Lab ID:	1412C28-006A	**Matrix:**	Groundwater

Analyses	Result	Reporting Limit	Qual	Units	BatchID	Dilution Factor	Date Analyzed	Analyst
TCL VOLATILE ORGANICS SW8260B				**(SW5030B)**				
1,1,1-Trichloroethane	BRL	5.0		ug/L	200469	1	12/15/2014 17:18	GK
1,1,2,2-Tetrachloroethane	BRL	5.0		ug/L	200469	1	12/15/2014 17:18	GK
1,1,2-Trichloroethane	BRL	5.0		ug/L	200469	1	12/15/2014 17:18	GK
1,1-Dichloroethane	BRL	5.0		ug/L	200469	1	12/15/2014 17:18	GK
1,1-Dichloroethene	BRL	5.0		ug/L	200469	1	12/15/2014 17:18	GK
1,2,4-Trichlorobenzene	BRL	5.0		ug/L	200469	1	12/15/2014 17:18	GK
1,2-Dibromo-3-chloropropane	BRL	5.0		ug/L	200469	1	12/15/2014 17:18	GK
1,2-Dibromoethane	BRL	5.0		ug/L	200469	1	12/15/2014 17:18	GK
1,2-Dichlorobenzene	BRL	5.0		ug/L	200469	1	12/15/2014 17:18	GK
1,2-Dichloroethane	BRL	5.0		ug/L	200469	1	12/15/2014 17:18	GK
1,2-Dichloropropane	BRL	5.0		ug/L	200469	1	12/15/2014 17:18	GK
1,3-Dichlorobenzene	BRL	5.0		ug/L	200469	1	12/15/2014 17:18	GK
1,4-Dichlorobenzene	BRL	5.0		ug/L	200469	1	12/15/2014 17:18	GK
2-Butanone	BRL	50		ug/L	200469	1	12/15/2014 17:18	GK
2-Hexanone	BRL	10		ug/L	200469	1	12/15/2014 17:18	GK
4-Methyl-2-pentanone	BRL	10		ug/L	200469	1	12/15/2014 17:18	GK
Acetone	BRL	50		ug/L	200469	1	12/15/2014 17:18	GK
Benzene	BRL	5.0		ug/L	200469	1	12/15/2014 17:18	GK
Bromodichloromethane	BRL	5.0		ug/L	200469	1	12/15/2014 17:18	GK
Bromoform	BRL	5.0		ug/L	200469	1	12/15/2014 17:18	GK
Bromomethane	BRL	5.0		ug/L	200469	1	12/15/2014 17:18	GK
Carbon disulfide	BRL	5.0		ug/L	200469	1	12/15/2014 17:18	GK
Carbon tetrachloride	BRL	5.0		ug/L	200469	1	12/15/2014 17:18	GK
Chlorobenzene	BRL	5.0		ug/L	200469	1	12/15/2014 17:18	GK
Chloroethane	BRL	10		ug/L	200469	1	12/15/2014 17:18	GK
Chloroform	BRL	5.0		ug/L	200469	1	12/15/2014 17:18	GK
Chloromethane	BRL	10		ug/L	200469	1	12/15/2014 17:18	GK
cis-1,2-Dichloroethene	BRL	5.0		ug/L	200469	1	12/15/2014 17:18	GK
cis-1,3-Dichloropropene	BRL	5.0		ug/L	200469	1	12/15/2014 17:18	GK
Cyclohexane	BRL	5.0		ug/L	200469	1	12/15/2014 17:18	GK
Dibromochloromethane	BRL	5.0		ug/L	200469	1	12/15/2014 17:18	GK
Dichlorodifluoromethane	BRL	10		ug/L	200469	1	12/15/2014 17:18	GK
Ethylbenzene	BRL	5.0		ug/L	200469	1	12/15/2014 17:18	GK
Freon-113	BRL	10		ug/L	200469	1	12/15/2014 17:18	GK
Isopropylbenzene	BRL	5.0		ug/L	200469	1	12/15/2014 17:18	GK
m,p-Xylene	BRL	5.0		ug/L	200469	1	12/15/2014 17:18	GK
Methyl acetate	BRL	5.0		ug/L	200469	1	12/15/2014 17:18	GK
Methyl tert-butyl ether	BRL	5.0		ug/L	200469	1	12/15/2014 17:18	GK
Methylcyclohexane	BRL	5.0		ug/L	200469	1	12/15/2014 17:18	GK
Methylene chloride	BRL	5.0		ug/L	200469	1	12/15/2014 17:18	GK

Qualifiers:

*	Value exceeds maximum contaminant level	E	Estimated (value above quantitation range)
BRL	Below reporting limit	S	Spike Recovery outside limits due to matrix
H	Holding times for preparation or analysis exceeded	Narr	See case narrative
N	Analyte not NELAC certified	NC	Not confirmed
B	Analyte detected in the associated method blank	<	Less than Result value
>	Greater than Result value	J	Estimated value detected below Reporting Limit

Analytical Environmental Services, Inc

Date: 17-Dec-14

Client:	Environmental Planning Specialists, Inc.	**Client Sample ID:**	14345-MW-38D-P
Lab Order	1412C28	**Tag Number:**	
Project Name:	Rheem	**Collection Date:**	12/11/2014 11:57:00 AM
Lab ID:	1412C28-006A	**Matrix:**	Groundwater

Analyses	Result	Reporting Limit	Qual	Units	BatchID	Dilution Factor	Date Analyzed	Analyst
TCL VOLATILE ORGANICS SW8260B				**(SW5030B)**				
o-Xylene	BRL	5.0		ug/L	200469	1	12/15/2014 17:18	GK
Styrene	BRL	5.0		ug/L	200469	1	12/15/2014 17:18	GK
Tetrachloroethene	BRL	5.0		ug/L	200469	1	12/15/2014 17:18	GK
Toluene	BRL	5.0		ug/L	200469	1	12/15/2014 17:18	GK
trans-1,2-Dichloroethene	BRL	5.0		ug/L	200469	1	12/15/2014 17:18	GK
trans-1,3-Dichloropropene	BRL	5.0		ug/L	200469	1	12/15/2014 17:18	GK
Trichloroethene	9.0	5.0		ug/L	200469	1	12/15/2014 17:18	GK
Trichlorofluoromethane	BRL	5.0		ug/L	200469	1	12/15/2014 17:18	GK
Vinyl chloride	BRL	2.0		ug/L	200469	1	12/15/2014 17:18	GK
Surr: 4-Bromofluorobenzene	96.4	70.6-123		%REC	200469	1	12/15/2014 17:18	GK
Surr: Dibromofluoromethane	101	78.7-124		%REC	200469	1	12/15/2014 17:18	GK
Surr: Toluene-d8	100	81.3-120		%REC	200469	1	12/15/2014 17:18	GK

Qualifiers:

*	Value exceeds maximum contaminant level	E	Estimated (value above quantitation range)
BRL	Below reporting limit	S	Spike Recovery outside limits due to matrix
H	Holding times for preparation or analysis exceeded	Narr	See case narrative
N	Analyte not NELAC certified	NC	Not confirmed
B	Analyte detected in the associated method blank	<	Less than Result value
>	Greater than Result value	J	Estimated value detected below Reporting Limit

Analytical Environmental Services, Inc

Date: 17-Dec-14

Client:	Environmental Planning Specialists, Inc.	**Client Sample ID:**	14345-MW-39-P
Lab Order	1412C28	**Tag Number:**	
Project Name:	Rheem	**Collection Date:**	12/11/2014 12:24:00 PM
Lab ID:	1412C28-007A	**Matrix:**	Groundwater

Analyses	Result	Reporting Limit	Qual	Units	BatchID	Dilution Factor	Date Analyzed	Analyst
TCL VOLATILE ORGANICS SW8260B				**(SW5030B)**				
1,1,1-Trichloroethane	BRL	5.0		ug/L	200469	1	12/15/2014 17:50	GK
1,1,2,2-Tetrachloroethane	BRL	5.0		ug/L	200469	1	12/15/2014 17:50	GK
1,1,2-Trichloroethane	BRL	5.0		ug/L	200469	1	12/15/2014 17:50	GK
1,1-Dichloroethane	BRL	5.0		ug/L	200469	1	12/15/2014 17:50	GK
1,1-Dichloroethene	BRL	5.0		ug/L	200469	1	12/15/2014 17:50	GK
1,2,4-Trichlorobenzene	BRL	5.0		ug/L	200469	1	12/15/2014 17:50	GK
1,2-Dibromo-3-chloropropane	BRL	5.0		ug/L	200469	1	12/15/2014 17:50	GK
1,2-Dibromoethane	BRL	5.0		ug/L	200469	1	12/15/2014 17:50	GK
1,2-Dichlorobenzene	BRL	5.0		ug/L	200469	1	12/15/2014 17:50	GK
1,2-Dichloroethane	BRL	5.0		ug/L	200469	1	12/15/2014 17:50	GK
1,2-Dichloropropane	BRL	5.0		ug/L	200469	1	12/15/2014 17:50	GK
1,3-Dichlorobenzene	BRL	5.0		ug/L	200469	1	12/15/2014 17:50	GK
1,4-Dichlorobenzene	BRL	5.0		ug/L	200469	1	12/15/2014 17:50	GK
2-Butanone	BRL	50		ug/L	200469	1	12/15/2014 17:50	GK
2-Hexanone	BRL	10		ug/L	200469	1	12/15/2014 17:50	GK
4-Methyl-2-pentanone	BRL	10		ug/L	200469	1	12/15/2014 17:50	GK
Acetone	BRL	50		ug/L	200469	1	12/15/2014 17:50	GK
Benzene	BRL	5.0		ug/L	200469	1	12/15/2014 17:50	GK
Bromodichloromethane	BRL	5.0		ug/L	200469	1	12/15/2014 17:50	GK
Bromoform	BRL	5.0		ug/L	200469	1	12/15/2014 17:50	GK
Bromomethane	BRL	5.0		ug/L	200469	1	12/15/2014 17:50	GK
Carbon disulfide	BRL	5.0		ug/L	200469	1	12/15/2014 17:50	GK
Carbon tetrachloride	BRL	5.0		ug/L	200469	1	12/15/2014 17:50	GK
Chlorobenzene	BRL	5.0		ug/L	200469	1	12/15/2014 17:50	GK
Chloroethane	BRL	10		ug/L	200469	1	12/15/2014 17:50	GK
Chloroform	BRL	5.0		ug/L	200469	1	12/15/2014 17:50	GK
Chloromethane	BRL	10		ug/L	200469	1	12/15/2014 17:50	GK
cis-1,2-Dichloroethene	BRL	5.0		ug/L	200469	1	12/15/2014 17:50	GK
cis-1,3-Dichloropropene	BRL	5.0		ug/L	200469	1	12/15/2014 17:50	GK
Cyclohexane	BRL	5.0		ug/L	200469	1	12/15/2014 17:50	GK
Dibromochloromethane	BRL	5.0		ug/L	200469	1	12/15/2014 17:50	GK
Dichlorodifluoromethane	BRL	10		ug/L	200469	1	12/15/2014 17:50	GK
Ethylbenzene	BRL	5.0		ug/L	200469	1	12/15/2014 17:50	GK
Freon-113	BRL	10		ug/L	200469	1	12/15/2014 17:50	GK
Isopropylbenzene	BRL	5.0		ug/L	200469	1	12/15/2014 17:50	GK
m,p-Xylene	BRL	5.0		ug/L	200469	1	12/15/2014 17:50	GK
Methyl acetate	BRL	5.0		ug/L	200469	1	12/15/2014 17:50	GK
Methyl tert-butyl ether	BRL	5.0		ug/L	200469	1	12/15/2014 17:50	GK
Methylcyclohexane	BRL	5.0		ug/L	200469	1	12/15/2014 17:50	GK
Methylene chloride	BRL	5.0		ug/L	200469	1	12/15/2014 17:50	GK

Qualifiers:

*	Value exceeds maximum contaminant level	E	Estimated (value above quantitation range)
BRL	Below reporting limit	S	Spike Recovery outside limits due to matrix
H	Holding times for preparation or analysis exceeded	Narr	See case narrative
N	Analyte not NELAC certified	NC	Not confirmed
B	Analyte detected in the associated method blank	<	Less than Result value
>	Greater than Result value	J	Estimated value detected below Reporting Limit

Analytical Environmental Services, Inc

Date: 17-Dec-14

Client:	Environmental Planning Specialists, Inc.	**Client Sample ID:**	14345-MW-39-P
Lab Order	1412C28	**Tag Number:**	
Project Name:	Rheem	**Collection Date:**	12/11/2014 12:24:00 PM
Lab ID:	1412C28-007A	**Matrix:**	Groundwater

Analyses	Result	Reporting Limit	Qual	Units	BatchID	Dilution Factor	Date Analyzed	Analyst
TCL VOLATILE ORGANICS SW8260B				**(SW5030B)**				
o-Xylene	BRL	5.0		ug/L	200469	1	12/15/2014 17:50	GK
Styrene	BRL	5.0		ug/L	200469	1	12/15/2014 17:50	GK
Tetrachloroethene	BRL	5.0		ug/L	200469	1	12/15/2014 17:50	GK
Toluene	BRL	5.0		ug/L	200469	1	12/15/2014 17:50	GK
trans-1,2-Dichloroethene	BRL	5.0		ug/L	200469	1	12/15/2014 17:50	GK
trans-1,3-Dichloropropene	BRL	5.0		ug/L	200469	1	12/15/2014 17:50	GK
Trichloroethene	BRL	5.0		ug/L	200469	1	12/15/2014 17:50	GK
Trichlorofluoromethane	BRL	5.0		ug/L	200469	1	12/15/2014 17:50	GK
Vinyl chloride	BRL	2.0		ug/L	200469	1	12/15/2014 17:50	GK
Surr: 4-Bromofluorobenzene	94.4	70.6-123		%REC	200469	1	12/15/2014 17:50	GK
Surr: Dibromofluoromethane	99.5	78.7-124		%REC	200469	1	12/15/2014 17:50	GK
Surr: Toluene-d8	99.3	81.3-120		%REC	200469	1	12/15/2014 17:50	GK

Qualifiers:

*	Value exceeds maximum contaminant level	E	Estimated (value above quantitation range)
BRL	Below reporting limit	S	Spike Recovery outside limits due to matrix
H	Holding times for preparation or analysis exceeded	Narr	See case narrative
N	Analyte not NELAC certified	NC	Not confirmed
B	Analyte detected in the associated method blank	<	Less than Result value
>	Greater than Result value	J	Estimated value detected below Reporting Limit

Analytical Environmental Services, Inc

Date: 17-Dec-14

Client:	Environmental Planning Specialists, Inc.	**Client Sample ID:**	14345-BLANK-P
Lab Order	1412C28	**Tag Number:**	
Project Name:	Rheem	**Collection Date:**	12/11/2014 12:42:00 PM
Lab ID:	1412C28-008A	**Matrix:**	Aqueous

Analyses	Result	Reporting Limit	Qual	Units	BatchID	Dilution Factor	Date Analyzed	Analyst
TCL VOLATILE ORGANICS SW8260B					**(SW5030B)**			
1,1,1-Trichloroethane	BRL	5.0		ug/L	200469	1	12/15/2014 13:12	GK
1,1,2,2-Tetrachloroethane	BRL	5.0		ug/L	200469	1	12/15/2014 13:12	GK
1,1,2-Trichloroethane	BRL	5.0		ug/L	200469	1	12/15/2014 13:12	GK
1,1-Dichloroethane	BRL	5.0		ug/L	200469	1	12/15/2014 13:12	GK
1,1-Dichloroethene	BRL	5.0		ug/L	200469	1	12/15/2014 13:12	GK
1,2,4-Trichlorobenzene	BRL	5.0		ug/L	200469	1	12/15/2014 13:12	GK
1,2-Dibromo-3-chloropropane	BRL	5.0		ug/L	200469	1	12/15/2014 13:12	GK
1,2-Dibromoethane	BRL	5.0		ug/L	200469	1	12/15/2014 13:12	GK
1,2-Dichlorobenzene	BRL	5.0		ug/L	200469	1	12/15/2014 13:12	GK
1,2-Dichloroethane	BRL	5.0		ug/L	200469	1	12/15/2014 13:12	GK
1,2-Dichloropropane	BRL	5.0		ug/L	200469	1	12/15/2014 13:12	GK
1,3-Dichlorobenzene	BRL	5.0		ug/L	200469	1	12/15/2014 13:12	GK
1,4-Dichlorobenzene	BRL	5.0		ug/L	200469	1	12/15/2014 13:12	GK
2-Butanone	BRL	50		ug/L	200469	1	12/15/2014 13:12	GK
2-Hexanone	BRL	10		ug/L	200469	1	12/15/2014 13:12	GK
4-Methyl-2-pentanone	BRL	10		ug/L	200469	1	12/15/2014 13:12	GK
Acetone	BRL	50		ug/L	200469	1	12/15/2014 13:12	GK
Benzene	BRL	5.0		ug/L	200469	1	12/15/2014 13:12	GK
Bromodichloromethane	BRL	5.0		ug/L	200469	1	12/15/2014 13:12	GK
Bromoform	BRL	5.0		ug/L	200469	1	12/15/2014 13:12	GK
Bromomethane	BRL	5.0		ug/L	200469	1	12/15/2014 13:12	GK
Carbon disulfide	BRL	5.0		ug/L	200469	1	12/15/2014 13:12	GK
Carbon tetrachloride	BRL	5.0		ug/L	200469	1	12/15/2014 13:12	GK
Chlorobenzene	BRL	5.0		ug/L	200469	1	12/15/2014 13:12	GK
Chloroethane	BRL	10		ug/L	200469	1	12/15/2014 13:12	GK
Chloroform	BRL	5.0		ug/L	200469	1	12/15/2014 13:12	GK
Chloromethane	BRL	10		ug/L	200469	1	12/15/2014 13:12	GK
cis-1,2-Dichloroethene	BRL	5.0		ug/L	200469	1	12/15/2014 13:12	GK
cis-1,3-Dichloropropene	BRL	5.0		ug/L	200469	1	12/15/2014 13:12	GK
Cyclohexane	BRL	5.0		ug/L	200469	1	12/15/2014 13:12	GK
Dibromochloromethane	BRL	5.0		ug/L	200469	1	12/15/2014 13:12	GK
Dichlorodifluoromethane	BRL	10		ug/L	200469	1	12/15/2014 13:12	GK
Ethylbenzene	BRL	5.0		ug/L	200469	1	12/15/2014 13:12	GK
Freon-113	BRL	10		ug/L	200469	1	12/15/2014 13:12	GK
Isopropylbenzene	BRL	5.0		ug/L	200469	1	12/15/2014 13:12	GK
m,p-Xylene	BRL	5.0		ug/L	200469	1	12/15/2014 13:12	GK
Methyl acetate	BRL	5.0		ug/L	200469	1	12/15/2014 13:12	GK
Methyl tert-butyl ether	BRL	5.0		ug/L	200469	1	12/15/2014 13:12	GK
Methylcyclohexane	BRL	5.0		ug/L	200469	1	12/15/2014 13:12	GK
Methylene chloride	BRL	5.0		ug/L	200469	1	12/15/2014 13:12	GK

Qualifiers:

*	Value exceeds maximum contaminant level	E	Estimated (value above quantitation range)
BRL	Below reporting limit	S	Spike Recovery outside limits due to matrix
H	Holding times for preparation or analysis exceeded	Narr	See case narrative
N	Analyte not NELAC certified	NC	Not confirmed
B	Analyte detected in the associated method blank	<	Less than Result value
>	Greater than Result value	J	Estimated value detected below Reporting Limit

Analytical Environmental Services, Inc **Date:** 17-Dec-14

Client:	Environmental Planning Specialists, Inc.	**Client Sample ID:**	14345-BLANK-P
Lab Order	1412C28	**Tag Number:**	
Project Name:	Rheem	**Collection Date:**	12/11/2014 12:42:00 PM
Lab ID:	1412C28-008A	**Matrix:**	Aqueous

Analyses	Result	Reporting Limit	Qual	Units	BatchID	Dilution Factor	Date Analyzed	Analyst
TCL VOLATILE ORGANICS SW8260B				**(SW5030B)**				
o-Xylene	BRL	5.0		ug/L	200469	1	12/15/2014 13:12	GK
Styrene	BRL	5.0		ug/L	200469	1	12/15/2014 13:12	GK
Tetrachloroethene	BRL	5.0		ug/L	200469	1	12/15/2014 13:12	GK
Toluene	BRL	5.0		ug/L	200469	1	12/15/2014 13:12	GK
trans-1,2-Dichloroethene	BRL	5.0		ug/L	200469	1	12/15/2014 13:12	GK
trans-1,3-Dichloropropene	BRL	5.0		ug/L	200469	1	12/15/2014 13:12	GK
Trichloroethene	BRL	5.0		ug/L	200469	1	12/15/2014 13:12	GK
Trichlorofluoromethane	BRL	5.0		ug/L	200469	1	12/15/2014 13:12	GK
Vinyl chloride	BRL	2.0		ug/L	200469	1	12/15/2014 13:12	GK
Surr: 4-Bromofluorobenzene	95.4	70.6-123		%REC	200469	1	12/15/2014 13:12	GK
Surr: Dibromofluoromethane	101	78.7-124		%REC	200469	1	12/15/2014 13:12	GK
Surr: Toluene-d8	98.9	81.3-120		%REC	200469	1	12/15/2014 13:12	GK

Qualifiers:

*	Value exceeds maximum contaminant level	E	Estimated (value above quantitation range)
BRL	Below reporting limit	S	Spike Recovery outside limits due to matrix
H	Holding times for preparation or analysis exceeded	Narr	See case narrative
N	Analyte not NELAC certified	NC	Not confirmed
B	Analyte detected in the associated method blank	<	Less than Result value
>	Greater than Result value	J	Estimated value detected below Reporting Limit

Analytical Environmental Services, Inc.

Sample/Cooler Receipt Checklist

Client EPS Work Order Number 1412C28

Checklist completed by [signature] 12/12/14
Signature Date

Carrier name: FedEx __ UPS __ Courier __ Client ✓ US Mail __ Other _____

Shipping container/cooler in good condition? Yes ✓ No __ Not Present __

Custody seals intact on shipping container/cooler? Yes __ No __ Not Present ✓

Custody seals intact on sample bottles? Yes __ No __ Not Present ✓

Container/Temp Blank temperature in compliance? (0°≤6°C)* Yes ✓ No __

Cooler #1 3.4°C Cooler #2 _____ Cooler #3 _____ Cooler #4 _____ Cooler#5 _____ Cooler #6 _____

Chain of custody present? Yes ✓ No __

Chain of custody signed when relinquished and received? Yes ✓ No __

Chain of custody agrees with sample labels? Yes ✓ No __

Samples in proper container/bottle? Yes ✓ No __

Sample containers intact? Yes ✓ No __

Sufficient sample volume for indicated test? Yes ✓ No __

All samples received within holding time? Yes ✓ No __

Was TAT marked on the COC? Yes ✓ No __

Proceed with Standard TAT as per project history? Yes __ No __ Not Applicable ✓

Water - VOA vials have zero headspace? No VOA vials submitted ✓ Yes __ No __

Water - pH acceptable upon receipt? Yes ✓ No __ Not Applicable __

Adjusted? _____ Checked by _____

Sample Condition: Good ✓ Other(Explain) _____

(For diffusive samples or AIHA lead) Is a known blank included? Yes __ No ✓

See Case Narrative for resolution of the Non-Conformance.

* Samples do not have to comply with the given range for certain parameters.

\\Aes_server\I\Sample Receipt\My Documents\COCs and pH Adjustment Sheet\Sample_Cooler_Recipt_Checklist_Rev1.rtf

Analytical Environmental Services, Inc

Date: 17-Dec-14

Client: Environmental Planning Specialists, Inc.
Project Name: Rheem
Workorder: 1412C28

ANALYTICAL QC SUMMARY REPORT

BatchID: **200469**

Sample ID: **MB-200469** Client ID: Units: **ug/L** Prep Date: **12/15/2014** Run No: **281832**
SampleType: **MBLK** TestCode: **TCL VOLATILE ORGANICS SW8260B** BatchID: **200469** Analysis Date: **12/15/2014** Seq No: **5966791**

Analyte	Result	RPT Limit	SPK value	SPK Ref Val	%REC	Low Limit	High Limit	RPD Ref Val	%RPD	RPD Limit	Qual
1,1,1-Trichloroethane	BRL	5.0									
1,1,2,2-Tetrachloroethane	BRL	5.0									
1,1,2-Trichloroethane	BRL	5.0									
1,1-Dichloroethane	BRL	5.0									
1,1-Dichloroethene	BRL	5.0									
1,2,4-Trichlorobenzene	BRL	5.0									
1,2-Dibromo-3-chloropropane	BRL	5.0									
1,2-Dibromoethane	BRL	5.0									
1,2-Dichlorobenzene	BRL	5.0									
1,2-Dichloroethane	BRL	5.0									
1,2-Dichloropropane	BRL	5.0									
1,3-Dichlorobenzene	BRL	5.0									
1,4-Dichlorobenzene	BRL	5.0									
2-Butanone	BRL	50									
2-Hexanone	BRL	10									
4-Methyl-2-pentanone	BRL	10									
Acetone	BRL	50									
Benzene	BRL	5.0									
Bromodichloromethane	BRL	5.0									
Bromoform	BRL	5.0									
Bromomethane	BRL	5.0									
Carbon disulfide	BRL	5.0									
Carbon tetrachloride	BRL	5.0									
Chlorobenzene	BRL	5.0									
Chloroethane	BRL	10									
Chloroform	BRL	5.0									
Chloromethane	BRL	10									

Qualifiers:

>	Greater than Result value	<	Less than Result value	B	Analyte detected in the associated method blank
BRL	Below reporting limit	E	Estimated (value above quantitation range)	H	Holding times for preparation or analysis exceeded
J	Estimated value detected below Reporting Limit	N	Analyte not NELAC certified	R	RPD outside limits due to matrix
Rpt Lim	Reporting Limit	S	Spike Recovery outside limits due to matrix		

Client: Environmental Planning Specialists, Inc.
Project Name: Rheem
Workorder: 1412C28

ANALYTICAL QC SUMMARY REPORT

BatchID: **200469**

Sample ID: **MB-200469** Client ID: Units: **ug/L** Prep Date: **12/15/2014** Run No: **281832**
SampleType: **MBLK** TestCode: **TCL VOLATILE ORGANICS SW8260B** BatchID: **200469** Analysis Date: **12/15/2014** Seq No: **5966791**

Analyte	Result	RPT Limit	SPK value	SPK Ref Val	%REC	Low Limit	High Limit	RPD Ref Val	%RPD	RPD Limit	Qual
cis-1,2-Dichloroethene	BRL	5.0									
cis-1,3-Dichloropropene	BRL	5.0									
Cyclohexane	BRL	5.0									
Dibromochloromethane	BRL	5.0									
Dichlorodifluoromethane	BRL	10									
Ethylbenzene	BRL	5.0									
Freon-113	BRL	10									
Isopropylbenzene	BRL	5.0									
m,p-Xylene	BRL	5.0									
Methyl acetate	BRL	5.0									
Methyl tert-butyl ether	BRL	5.0									
Methylcyclohexane	BRL	5.0									
Methylene chloride	BRL	5.0									
o-Xylene	BRL	5.0									
Styrene	BRL	5.0									
Tetrachloroethene	BRL	5.0									
Toluene	BRL	5.0									
trans-1,2-Dichloroethene	BRL	5.0									
trans-1,3-Dichloropropene	BRL	5.0									
Trichloroethene	BRL	5.0									
Trichlorofluoromethane	BRL	5.0									
Vinyl chloride	BRL	2.0									
Surr: 4-Bromofluorobenzene	48.28	0	50.00		96.6	70.6	123				
Surr: Dibromofluoromethane	49.65	0	50.00		99.3	78.7	124				
Surr: Toluene-d8	49.82	0	50.00		99.6	81.3	120				

Qualifiers:

>	Greater than Result value	<	Less than Result value	B	Analyte detected in the associated method blank
BRL	Below reporting limit	E	Estimated (value above quantitation range)	H	Holding times for preparation or analysis exceeded
J	Estimated value detected below Reporting Limit	N	Analyte not NELAC certified	R	RPD outside limits due to matrix
Rpt Lim	Reporting Limit	S	Spike Recovery outside limits due to matrix		

Client: Environmental Planning Specialists, Inc.
Project Name: Rheem
Workorder: 1412C28

ANALYTICAL QC SUMMARY REPORT

BatchID: 200469

Sample ID: **LCS-200469** Client ID: Units: **ug/L** Prep Date: **12/15/2014** Run No: **281832**
SampleType: **LCS** TestCode: **TCL VOLATILE ORGANICS SW8260B** BatchID: **200469** Analysis Date: **12/15/2014** Seq No: **5966790**

Analyte	Result	RPT Limit	SPK value	SPK Ref Val	%REC	Low Limit	High Limit	RPD Ref Val	%RPD	RPD Limit	Qual
1,1-Dichloroethene	51.78	5.0	50.00		104	64.2	137				
Benzene	50.16	5.0	50.00		100	72.8	128				
Chlorobenzene	49.06	5.0	50.00		98.1	72.3	126				
Toluene	49.48	5.0	50.00		99.0	74.9	127				
Trichloroethene	49.97	5.0	50.00		99.9	70.5	134				
Surr: 4-Bromofluorobenzene	48.34	0	50.00		96.7	70.6	123				
Surr: Dibromofluoromethane	49.33	0	50.00		98.7	78.7	124				
Surr: Toluene-d8	49.02	0	50.00		98.0	81.3	120				

Sample ID: **1412C28-001AMS** Client ID: **14345-MW-27-P** Units: **ug/L** Prep Date: **12/15/2014** Run No: **281832**
SampleType: **MS** TestCode: **TCL VOLATILE ORGANICS SW8260B** BatchID: **200469** Analysis Date: **12/15/2014** Seq No: **5967684**

Analyte	Result	RPT Limit	SPK value	SPK Ref Val	%REC	Low Limit	High Limit	RPD Ref Val	%RPD	RPD Limit	Qual
1,1-Dichloroethene	50.19	5.0	50.00		100	60.5	156				
Benzene	48.40	5.0	50.00		96.8	70	135				
Chlorobenzene	47.06	5.0	50.00		94.1	70.5	132				
Toluene	47.53	5.0	50.00		95.1	70.5	137				
Trichloroethene	55.06	5.0	50.00	7.490	95.1	71.8	139				
Surr: 4-Bromofluorobenzene	48.24	0	50.00		96.5	70.6	123				
Surr: Dibromofluoromethane	50.13	0	50.00		100	78.7	124				
Surr: Toluene-d8	49.55	0	50.00		99.1	81.3	120				

Sample ID: **1412C28-001AMSD** Client ID: **14345-MW-27-P** Units: **ug/L** Prep Date: **12/15/2014** Run No: **281832**
SampleType: **MSD** TestCode: **TCL VOLATILE ORGANICS SW8260B** BatchID: **200469** Analysis Date: **12/15/2014** Seq No: **5967896**

Analyte	Result	RPT Limit	SPK value	SPK Ref Val	%REC	Low Limit	High Limit	RPD Ref Val	%RPD	RPD Limit	Qual
1,1-Dichloroethene	49.03	5.0	50.00		98.1	60.5	156	50.19	2.34	20	
Benzene	47.08	5.0	50.00		94.2	70	135	48.40	2.76	20	

Qualifiers:

>	Greater than Result value	<	Less than Result value	B	Analyte detected in the associated method blank
BRL	Below reporting limit	E	Estimated (value above quantitation range)	H	Holding times for preparation or analysis exceeded
J	Estimated value detected below Reporting Limit	N	Analyte not NELAC certified	R	RPD outside limits due to matrix
Rpt Lim	Reporting Limit	S	Spike Recovery outside limits due to matrix		

Client: Environmental Planning Specialists, Inc.
Project Name: Rheem
Workorder: 1412C28

ANALYTICAL QC SUMMARY REPORT

BatchID: **200469**

Sample ID: **1412C28-001AMSD** Client ID: **14345-MW-27-P** Units: **ug/L** Prep Date: **12/15/2014** Run No: **281832**
SampleType: **MSD** TestCode: **TCL VOLATILE ORGANICS SW8260B** BatchID: **200469** Analysis Date: **12/15/2014** Seq No: **5967896**

Analyte	Result	RPT Limit	SPK value	SPK Ref Val	%REC	Low Limit	High Limit	RPD Ref Val	%RPD	RPD Limit	Qual
Chlorobenzene	46.62	5.0	50.00		93.2	70.5	132	47.06	0.939	20	
Toluene	46.66	5.0	50.00		93.3	70.5	137	47.53	1.85	20	
Trichloroethene	54.57	5.0	50.00	7.490	94.2	71.8	139	55.06	0.894	20	
Surr: 4-Bromofluorobenzene	48.06	0	50.00		96.1	70.6	123	48.24	0	0	
Surr: Dibromofluoromethane	49.58	0	50.00		99.2	78.7	124	50.13	0	0	
Surr: Toluene-d8	50.11	0	50.00		100	81.3	120	49.55	0	0	

Qualifiers:

>	Greater than Result value	<	Less than Result value	B	Analyte detected in the associated method blank
BRL	Below reporting limit	E	Estimated (value above quantitation range)	H	Holding times for preparation or analysis exceeded
J	Estimated value detected below Reporting Limit	N	Analyte not NELAC certified	R	RPD outside limits due to matrix
Rpt Lim	Reporting Limit	S	Spike Recovery outside limits due to matrix		

AES

ANALYTICAL ENVIRONMENTAL SERVICES, INC.

February 20, 2015

Justin Vickery
Environmental Planning Specialists, Inc.
1050 Crown Pointe Parkway
Atlanta GA 30338

TEL: (404) 315-9113
FAX: (404) 315-8509

RE: Rheem

Dear Justin Vickery: Order No: 1502D22

Analytical Environmental Services, Inc. received 8 samples on 2/13/2015 6:14:00 PM for the analyses presented in following report.

No problems were encountered during the analyses. Additionally, all results for the associated Quality Control samples were within EPA and/or AES established limits. Any discrepancies associated with the analyses contained herein will be noted and submitted in the form of a project Case Narrative.
AES' certifications are as follows:
-NELAC/Florida Certification number E87582 for analysis of Environmental Water, soil/hazardous waste, and Drinking Water Microbiology, effective 07/01/14-06/30/15.
-AIHA-LAP, LLC Laboratory ID: 100671 for Industrial Hygiene samples (Organics, Inorganics), Environmental Lead (Paint, Soil, Dust Wipes, Air), and Environmental Microbiology (Fungal) Direct Examination, effective until 09/01/15.

These results relate only to the items tested. This report may only be reproduced in full.

If you have any questions regarding these test results, please feel free to call.

Nicole Jessup
Project Manager

3080 Presidential Drive • Atlanta, Georgia 30340 • Tel: 770.457.8177 • Fax: 770.457.8188 • Toll Free: 800.972.4889
www.aesatlanta.com

ANALYTICAL ENVIRONMENTAL SERVICES, INC
3080 Presidential Drive, Atlanta GA 30340-3704
AES TEL.: (770) 457-8177 / TOLL-FREE (800) 972-4889 / FAX: (770) 457-8188

CHAIN OF CUSTODY

Work Order: 1502022

Date: 2-13-15 Page 1 of 1

COMPANY: EPS, Inc.

ADDRESS: 1050 Crown Pointe Pkwy Ste 550 Atlanta, GA 30338

PHONE: (404) 315-9113

FAX:

SAMPLED BY: Jeffa Dennis / Alex Testoff

SIGNATURE: Alex Testoff

ANALYSIS REQUESTED: VOC

PRESERVATION (See codes): H+I

Visit our website www.aesatlanta.com to check on the status of your results, place bottle orders, etc.

#	SAMPLE ID	SAMPLED DATE	SAMPLED TIME	Grab	Composite	Matrix (See codes)	VOC H+I											REMARKS	No # of Containers
1	15043-MW-37D-P	2-12-15	1055	X		GW	X												2
2	15043-MW-37S-P	2-12-15	1102	X		GW	X												2
3	15043-MW-38S-P	2-12-15	1135	X		GW	X												2
4	15043-MW-38D-P	2-12-15	1118	X		GW	X												2
5	15043-MW-28-P	2-12-15	1153	X		GW	X												2
6	15043-MW-39-P	2-12-15	1200	X		GW	X												2
7	15043-MW-27-P	2-12-15	1209	X		GW	X												2
8	15043-ARTBLANK-P	2-12-15	1213	X		GW	X												2
9																			
10																			
11																			
12																			
13																			
14																			

RELINQUISHED BY	DATE/TIME	RECEIVED BY	DATE/TIME
1: Alex Testoff	2-13-2015 6:14 pm	1: 2/13/15 6:14	
2:		2: COC Rec 2/19/15	
3:		3:	

SPECIAL INSTRUCTIONS/COMMENTS:

SHIPMENT METHOD
OUT / / VIA:
IN / / VIA:
CLIENT FedEx UPS MAIL COURIER
GREYHOUND OTHER_____

PROJECT INFORMATION
PROJECT NAME: Rheem
PROJECT #:
SITE ADDRESS: Milledgeville, GA
SEND REPORT TO: awilliams@envplanning.com
INVOICE TO: atestoff@envplanning.com
(IF DIFFERENT FROM ABOVE)
QUOTE #: PO#:

RECEIPT
Total # of Containers 16

Turnaround Time Request
- Standard 5 Business Days
- 2 Business Day Rush
- Next Business Day Rush
- Same Day Rush (auth req.)
- Other _____

STATE PROGRAM (if any): _____
E-mail? Y / N; Fax? Y / N
DATA PACKAGE: I II III IV

SAMPLES RECEIVED AFTER 3PM OR ON SATURDAY ARE CONSIDERED RECEIVED THE NEXT BUSINESS DAY. IF TURNAROUND TIME IS NOT INDICATED, AES WILL PROCEED WITH STANDARD TAT OF SAMPLES. SAMPLES ARE DISPOSED 30 DAYS AFTER REPORT COMPLETION UNLESS OTHER ARRANGEMENTS ARE MADE.

MATRIX CODES: A = Air GW = Groundwater SE = Sediment SO = Soil SW = Surface Water W = Water (Blanks) DW = Drinking Water (Blanks) O = Other (specify) WW = Waste Water
PRESERVATIVE CODES: H+I = Hydrochloric acid + ice I = Ice only N = Nitric acid S+I = Sulfuric acid + ice S/M+I = Sodium Bisulfate/Methanol + ice O = Other (specify) NA = None

White Copy - Original; Yellow Copy - Client

Analytical Environmental Services, Inc **Date:** 20-Feb-15

Client:	Environmental Planning Specialists, Inc.	**Client Sample ID:**	15043-MW-37D-P
Project Name:	Rheem	**Collection Date:**	2/12/2015 10:55:00 AM
Lab ID:	1502D22-001	**Matrix:**	Groundwater

Analyses	Result	Reporting Limit	Qual	Units	BatchID	Dilution Factor	Date Analyzed	Analyst
TCL VOLATILE ORGANICS SW8260B				**(SW5030B)**				
1,1,1-Trichloroethane	BRL	5.0		ug/L	203426	1	02/19/2015 12:22	CH
1,1,2,2-Tetrachloroethane	BRL	5.0		ug/L	203426	1	02/19/2015 12:22	CH
1,1,2-Trichloroethane	BRL	5.0		ug/L	203426	1	02/19/2015 12:22	CH
1,1-Dichloroethane	BRL	5.0		ug/L	203426	1	02/19/2015 12:22	CH
1,1-Dichloroethene	BRL	5.0		ug/L	203426	1	02/19/2015 12:22	CH
1,2,4-Trichlorobenzene	BRL	5.0		ug/L	203426	1	02/19/2015 12:22	CH
1,2-Dibromo-3-chloropropane	BRL	5.0		ug/L	203426	1	02/19/2015 12:22	CH
1,2-Dibromoethane	BRL	5.0		ug/L	203426	1	02/19/2015 12:22	CH
1,2-Dichlorobenzene	BRL	5.0		ug/L	203426	1	02/19/2015 12:22	CH
1,2-Dichloroethane	BRL	5.0		ug/L	203426	1	02/19/2015 12:22	CH
1,2-Dichloropropane	BRL	5.0		ug/L	203426	1	02/19/2015 12:22	CH
1,3-Dichlorobenzene	BRL	5.0		ug/L	203426	1	02/19/2015 12:22	CH
1,4-Dichlorobenzene	BRL	5.0		ug/L	203426	1	02/19/2015 12:22	CH
2-Butanone	BRL	50		ug/L	203426	1	02/19/2015 12:22	CH
2-Hexanone	BRL	10		ug/L	203426	1	02/19/2015 12:22	CH
4-Methyl-2-pentanone	BRL	10		ug/L	203426	1	02/19/2015 12:22	CH
Acetone	BRL	50		ug/L	203426	1	02/19/2015 12:22	CH
Benzene	BRL	5.0		ug/L	203426	1	02/19/2015 12:22	CH
Bromodichloromethane	BRL	5.0		ug/L	203426	1	02/19/2015 12:22	CH
Bromoform	BRL	5.0		ug/L	203426	1	02/19/2015 12:22	CH
Bromomethane	BRL	5.0		ug/L	203426	1	02/19/2015 12:22	CH
Carbon disulfide	BRL	5.0		ug/L	203426	1	02/19/2015 12:22	CH
Carbon tetrachloride	BRL	5.0		ug/L	203426	1	02/19/2015 12:22	CH
Chlorobenzene	BRL	5.0		ug/L	203426	1	02/19/2015 12:22	CH
Chloroethane	BRL	10		ug/L	203426	1	02/19/2015 12:22	CH
Chloroform	BRL	5.0		ug/L	203426	1	02/19/2015 12:22	CH
Chloromethane	BRL	10		ug/L	203426	1	02/19/2015 12:22	CH
cis-1,2-Dichloroethene	6.3	5.0		ug/L	203426	1	02/19/2015 12:22	CH
cis-1,3-Dichloropropene	BRL	5.0		ug/L	203426	1	02/19/2015 12:22	CH
Cyclohexane	BRL	5.0		ug/L	203426	1	02/19/2015 12:22	CH
Dibromochloromethane	BRL	5.0		ug/L	203426	1	02/19/2015 12:22	CH
Dichlorodifluoromethane	BRL	10		ug/L	203426	1	02/19/2015 12:22	CH
Ethylbenzene	BRL	5.0		ug/L	203426	1	02/19/2015 12:22	CH
Freon-113	BRL	10		ug/L	203426	1	02/19/2015 12:22	CH
Isopropylbenzene	BRL	5.0		ug/L	203426	1	02/19/2015 12:22	CH
m,p-Xylene	BRL	5.0		ug/L	203426	1	02/19/2015 12:22	CH
Methyl acetate	BRL	5.0		ug/L	203426	1	02/19/2015 12:22	CH
Methyl tert-butyl ether	BRL	5.0		ug/L	203426	1	02/19/2015 12:22	CH
Methylcyclohexane	BRL	5.0		ug/L	203426	1	02/19/2015 12:22	CH
Methylene chloride	BRL	5.0		ug/L	203426	1	02/19/2015 12:22	CH
o-Xylene	BRL	5.0		ug/L	203426	1	02/19/2015 12:22	CH

Qualifiers:

*	Value exceeds maximum contaminant level	E	Estimated (value above quantitation range)
BRL	Below reporting limit	S	Spike Recovery outside limits due to matrix
H	Holding times for preparation or analysis exceeded	Narr	See case narrative
N	Analyte not NELAC certified	NC	Not confirmed
B	Analyte detected in the associated method blank	<	Less than Result value
>	Greater than Result value	J	Estimated value detected below Reporting Limit

Analytical Environmental Services, Inc **Date:** 20-Feb-15

Client:	Environmental Planning Specialists, Inc.	**Client Sample ID:**	15043-MW-37D-P
Project Name:	Rheem	**Collection Date:**	2/12/2015 10:55:00 AM
Lab ID:	1502D22-001	**Matrix:**	Groundwater

Analyses	Result	Reporting Limit	Qual	Units	BatchID	Dilution Factor	Date Analyzed	Analyst
TCL VOLATILE ORGANICS SW8260B				**(SW5030B)**				
Styrene	BRL	5.0		ug/L	203426	1	02/19/2015 12:22	CH
Tetrachloroethene	BRL	5.0		ug/L	203426	1	02/19/2015 12:22	CH
Toluene	BRL	5.0		ug/L	203426	1	02/19/2015 12:22	CH
trans-1,2-Dichloroethene	BRL	5.0		ug/L	203426	1	02/19/2015 12:22	CH
trans-1,3-Dichloropropene	BRL	5.0		ug/L	203426	1	02/19/2015 12:22	CH
Trichloroethene	100	5.0		ug/L	203426	1	02/19/2015 12:22	CH
Trichlorofluoromethane	BRL	5.0		ug/L	203426	1	02/19/2015 12:22	CH
Vinyl chloride	BRL	2.0		ug/L	203426	1	02/19/2015 12:22	CH
Surr: 4-Bromofluorobenzene	85.8	70.6-123		%REC	203426	1	02/19/2015 12:22	CH
Surr: Dibromofluoromethane	119	78.7-124		%REC	203426	1	02/19/2015 12:22	CH
Surr: Toluene-d8	109	81.3-120		%REC	203426	1	02/19/2015 12:22	CH

Qualifiers:

*	Value exceeds maximum contaminant level	E	Estimated (value above quantitation range)
BRL	Below reporting limit	S	Spike Recovery outside limits due to matrix
H	Holding times for preparation or analysis exceeded	Narr	See case narrative
N	Analyte not NELAC certified	NC	Not confirmed
B	Analyte detected in the associated method blank	<	Less than Result value
>	Greater than Result value	J	Estimated value detected below Reporting Limit

Analytical Environmental Services, Inc **Date:** 20-Feb-15

Client:	Environmental Planning Specialists, Inc.	**Client Sample ID:**	15043-MW-37S-P
Project Name:	Rheem	**Collection Date:**	2/12/2015 11:02:00 AM
Lab ID:	1502D22-002	**Matrix:**	Groundwater

Analyses	Result	Reporting Limit	Qual	Units	BatchID	Dilution Factor	Date Analyzed	Analyst
TCL VOLATILE ORGANICS SW8260B				**(SW5030B)**				
1,1,1-Trichloroethane	BRL	5.0		ug/L	203426	1	02/19/2015 16:19	NP
1,1,2,2-Tetrachloroethane	BRL	5.0		ug/L	203426	1	02/19/2015 16:19	NP
1,1,2-Trichloroethane	BRL	5.0		ug/L	203426	1	02/19/2015 16:19	NP
1,1-Dichloroethane	BRL	5.0		ug/L	203426	1	02/19/2015 16:19	NP
1,1-Dichloroethene	BRL	5.0		ug/L	203426	1	02/19/2015 16:19	NP
1,2,4-Trichlorobenzene	BRL	5.0		ug/L	203426	1	02/19/2015 16:19	NP
1,2-Dibromo-3-chloropropane	BRL	5.0		ug/L	203426	1	02/19/2015 16:19	NP
1,2-Dibromoethane	BRL	5.0		ug/L	203426	1	02/19/2015 16:19	NP
1,2-Dichlorobenzene	BRL	5.0		ug/L	203426	1	02/19/2015 16:19	NP
1,2-Dichloroethane	BRL	5.0		ug/L	203426	1	02/19/2015 16:19	NP
1,2-Dichloropropane	BRL	5.0		ug/L	203426	1	02/19/2015 16:19	NP
1,3-Dichlorobenzene	BRL	5.0		ug/L	203426	1	02/19/2015 16:19	NP
1,4-Dichlorobenzene	BRL	5.0		ug/L	203426	1	02/19/2015 16:19	NP
2-Butanone	BRL	50		ug/L	203426	1	02/19/2015 16:19	NP
2-Hexanone	BRL	10		ug/L	203426	1	02/19/2015 16:19	NP
4-Methyl-2-pentanone	BRL	10		ug/L	203426	1	02/19/2015 16:19	NP
Acetone	BRL	50		ug/L	203426	1	02/19/2015 16:19	NP
Benzene	BRL	5.0		ug/L	203426	1	02/19/2015 16:19	NP
Bromodichloromethane	BRL	5.0		ug/L	203426	1	02/19/2015 16:19	NP
Bromoform	BRL	5.0		ug/L	203426	1	02/19/2015 16:19	NP
Bromomethane	BRL	5.0		ug/L	203426	1	02/19/2015 16:19	NP
Carbon disulfide	BRL	5.0		ug/L	203426	1	02/19/2015 16:19	NP
Carbon tetrachloride	BRL	5.0		ug/L	203426	1	02/19/2015 16:19	NP
Chlorobenzene	BRL	5.0		ug/L	203426	1	02/19/2015 16:19	NP
Chloroethane	BRL	10		ug/L	203426	1	02/19/2015 16:19	NP
Chloroform	BRL	5.0		ug/L	203426	1	02/19/2015 16:19	NP
Chloromethane	BRL	10		ug/L	203426	1	02/19/2015 16:19	NP
cis-1,2-Dichloroethene	BRL	5.0		ug/L	203426	1	02/19/2015 16:19	NP
cis-1,3-Dichloropropene	BRL	5.0		ug/L	203426	1	02/19/2015 16:19	NP
Cyclohexane	BRL	5.0		ug/L	203426	1	02/19/2015 16:19	NP
Dibromochloromethane	BRL	5.0		ug/L	203426	1	02/19/2015 16:19	NP
Dichlorodifluoromethane	BRL	10		ug/L	203426	1	02/19/2015 16:19	NP
Ethylbenzene	BRL	5.0		ug/L	203426	1	02/19/2015 16:19	NP
Freon-113	BRL	10		ug/L	203426	1	02/19/2015 16:19	NP
Isopropylbenzene	BRL	5.0		ug/L	203426	1	02/19/2015 16:19	NP
m,p-Xylene	BRL	5.0		ug/L	203426	1	02/19/2015 16:19	NP
Methyl acetate	BRL	5.0		ug/L	203426	1	02/19/2015 16:19	NP
Methyl tert-butyl ether	BRL	5.0		ug/L	203426	1	02/19/2015 16:19	NP
Methylcyclohexane	BRL	5.0		ug/L	203426	1	02/19/2015 16:19	NP
Methylene chloride	BRL	5.0		ug/L	203426	1	02/19/2015 16:19	NP
o-Xylene	BRL	5.0		ug/L	203426	1	02/19/2015 16:19	NP

Qualifiers:

*	Value exceeds maximum contaminant level	E	Estimated (value above quantitation range)
BRL	Below reporting limit	S	Spike Recovery outside limits due to matrix
H	Holding times for preparation or analysis exceeded	Narr	See case narrative
N	Analyte not NELAC certified	NC	Not confirmed
B	Analyte detected in the associated method blank	<	Less than Result value
>	Greater than Result value	J	Estimated value detected below Reporting Limit

Analytical Environmental Services, Inc **Date:** 20-Feb-15

Client:	Environmental Planning Specialists, Inc.	**Client Sample ID:**	15043-MW-37S-P
Project Name:	Rheem	**Collection Date:**	2/12/2015 11:02:00 AM
Lab ID:	1502D22-002	**Matrix:**	Groundwater

Analyses	Result	Reporting Limit	Qual	Units	BatchID	Dilution Factor	Date Analyzed	Analyst
TCL VOLATILE ORGANICS SW8260B				**(SW5030B)**				
Styrene	BRL	5.0		ug/L	203426	1	02/19/2015 16:19	NP
Tetrachloroethene	BRL	5.0		ug/L	203426	1	02/19/2015 16:19	NP
Toluene	BRL	5.0		ug/L	203426	1	02/19/2015 16:19	NP
trans-1,2-Dichloroethene	BRL	5.0		ug/L	203426	1	02/19/2015 16:19	NP
trans-1,3-Dichloropropene	BRL	5.0		ug/L	203426	1	02/19/2015 16:19	NP
Trichloroethene	BRL	5.0		ug/L	203426	1	02/19/2015 16:19	NP
Trichlorofluoromethane	BRL	5.0		ug/L	203426	1	02/19/2015 16:19	NP
Vinyl chloride	BRL	2.0		ug/L	203426	1	02/19/2015 16:19	NP
Surr: 4-Bromofluorobenzene	95.7	70.6-123		%REC	203426	1	02/19/2015 16:19	NP
Surr: Dibromofluoromethane	92.5	78.7-124		%REC	203426	1	02/19/2015 16:19	NP
Surr: Toluene-d8	96.1	81.3-120		%REC	203426	1	02/19/2015 16:19	NP

Qualifiers:

*	Value exceeds maximum contaminant level	E	Estimated (value above quantitation range)
BRL	Below reporting limit	S	Spike Recovery outside limits due to matrix
H	Holding times for preparation or analysis exceeded	Narr	See case narrative
N	Analyte not NELAC certified	NC	Not confirmed
B	Analyte detected in the associated method blank	<	Less than Result value
>	Greater than Result value	J	Estimated value detected below Reporting Limit

Analytical Environmental Services, Inc **Date:** 20-Feb-15

Client:	Environmental Planning Specialists, Inc.	**Client Sample ID:**	15043-MW-38S-P
Project Name:	Rheem	**Collection Date:**	2/12/2015 11:35:00 AM
Lab ID:	1502D22-003	**Matrix:**	Groundwater

Analyses	Result	Reporting Limit	Qual	Units	BatchID	Dilution Factor	Date Analyzed	Analyst
TCL VOLATILE ORGANICS SW8260B				**(SW5030B)**				
1,1,1-Trichloroethane	BRL	5.0		ug/L	203426	1	02/19/2015 16:44	NP
1,1,2,2-Tetrachloroethane	BRL	5.0		ug/L	203426	1	02/19/2015 16:44	NP
1,1,2-Trichloroethane	BRL	5.0		ug/L	203426	1	02/19/2015 16:44	NP
1,1-Dichloroethane	BRL	5.0		ug/L	203426	1	02/19/2015 16:44	NP
1,1-Dichloroethene	BRL	5.0		ug/L	203426	1	02/19/2015 16:44	NP
1,2,4-Trichlorobenzene	BRL	5.0		ug/L	203426	1	02/19/2015 16:44	NP
1,2-Dibromo-3-chloropropane	BRL	5.0		ug/L	203426	1	02/19/2015 16:44	NP
1,2-Dibromoethane	BRL	5.0		ug/L	203426	1	02/19/2015 16:44	NP
1,2-Dichlorobenzene	BRL	5.0		ug/L	203426	1	02/19/2015 16:44	NP
1,2-Dichloroethane	BRL	5.0		ug/L	203426	1	02/19/2015 16:44	NP
1,2-Dichloropropane	BRL	5.0		ug/L	203426	1	02/19/2015 16:44	NP
1,3-Dichlorobenzene	BRL	5.0		ug/L	203426	1	02/19/2015 16:44	NP
1,4-Dichlorobenzene	BRL	5.0		ug/L	203426	1	02/19/2015 16:44	NP
2-Butanone	BRL	50		ug/L	203426	1	02/19/2015 16:44	NP
2-Hexanone	BRL	10		ug/L	203426	1	02/19/2015 16:44	NP
4-Methyl-2-pentanone	BRL	10		ug/L	203426	1	02/19/2015 16:44	NP
Acetone	BRL	50		ug/L	203426	1	02/19/2015 16:44	NP
Benzene	BRL	5.0		ug/L	203426	1	02/19/2015 16:44	NP
Bromodichloromethane	BRL	5.0		ug/L	203426	1	02/19/2015 16:44	NP
Bromoform	BRL	5.0		ug/L	203426	1	02/19/2015 16:44	NP
Bromomethane	BRL	5.0		ug/L	203426	1	02/19/2015 16:44	NP
Carbon disulfide	BRL	5.0		ug/L	203426	1	02/19/2015 16:44	NP
Carbon tetrachloride	BRL	5.0		ug/L	203426	1	02/19/2015 16:44	NP
Chlorobenzene	BRL	5.0		ug/L	203426	1	02/19/2015 16:44	NP
Chloroethane	BRL	10		ug/L	203426	1	02/19/2015 16:44	NP
Chloroform	BRL	5.0		ug/L	203426	1	02/19/2015 16:44	NP
Chloromethane	BRL	10		ug/L	203426	1	02/19/2015 16:44	NP
cis-1,2-Dichloroethene	BRL	5.0		ug/L	203426	1	02/19/2015 16:44	NP
cis-1,3-Dichloropropene	BRL	5.0		ug/L	203426	1	02/19/2015 16:44	NP
Cyclohexane	BRL	5.0		ug/L	203426	1	02/19/2015 16:44	NP
Dibromochloromethane	BRL	5.0		ug/L	203426	1	02/19/2015 16:44	NP
Dichlorodifluoromethane	BRL	10		ug/L	203426	1	02/19/2015 16:44	NP
Ethylbenzene	BRL	5.0		ug/L	203426	1	02/19/2015 16:44	NP
Freon-113	BRL	10		ug/L	203426	1	02/19/2015 16:44	NP
Isopropylbenzene	BRL	5.0		ug/L	203426	1	02/19/2015 16:44	NP
m,p-Xylene	BRL	5.0		ug/L	203426	1	02/19/2015 16:44	NP
Methyl acetate	BRL	5.0		ug/L	203426	1	02/19/2015 16:44	NP
Methyl tert-butyl ether	BRL	5.0		ug/L	203426	1	02/19/2015 16:44	NP
Methylcyclohexane	BRL	5.0		ug/L	203426	1	02/19/2015 16:44	NP
Methylene chloride	BRL	5.0		ug/L	203426	1	02/19/2015 16:44	NP
o-Xylene	BRL	5.0		ug/L	203426	1	02/19/2015 16:44	NP

Qualifiers:

*	Value exceeds maximum contaminant level	E	Estimated (value above quantitation range)
BRL	Below reporting limit	S	Spike Recovery outside limits due to matrix
H	Holding times for preparation or analysis exceeded	Narr	See case narrative
N	Analyte not NELAC certified	NC	Not confirmed
B	Analyte detected in the associated method blank	<	Less than Result value
>	Greater than Result value	J	Estimated value detected below Reporting Limit

Analytical Environmental Services, Inc **Date:** 20-Feb-15

Client:	Environmental Planning Specialists, Inc.	**Client Sample ID:**	15043-MW-38S-P
Project Name:	Rheem	**Collection Date:**	2/12/2015 11:35:00 AM
Lab ID:	1502D22-003	**Matrix:**	Groundwater

Analyses	Result	Reporting Limit	Qual	Units	BatchID	Dilution Factor	Date Analyzed	Analyst
TCL VOLATILE ORGANICS SW8260B				**(SW5030B)**				
Styrene	BRL	5.0		ug/L	203426	1	02/19/2015 16:44	NP
Tetrachloroethene	BRL	5.0		ug/L	203426	1	02/19/2015 16:44	NP
Toluene	BRL	5.0		ug/L	203426	1	02/19/2015 16:44	NP
trans-1,2-Dichloroethene	BRL	5.0		ug/L	203426	1	02/19/2015 16:44	NP
trans-1,3-Dichloropropene	BRL	5.0		ug/L	203426	1	02/19/2015 16:44	NP
Trichloroethene	BRL	5.0		ug/L	203426	1	02/19/2015 16:44	NP
Trichlorofluoromethane	BRL	5.0		ug/L	203426	1	02/19/2015 16:44	NP
Vinyl chloride	BRL	2.0		ug/L	203426	1	02/19/2015 16:44	NP
Surr: 4-Bromofluorobenzene	94.8	70.6-123		%REC	203426	1	02/19/2015 16:44	NP
Surr: Dibromofluoromethane	94.9	78.7-124		%REC	203426	1	02/19/2015 16:44	NP
Surr: Toluene-d8	97.2	81.3-120		%REC	203426	1	02/19/2015 16:44	NP

Qualifiers:

*	Value exceeds maximum contaminant level	E	Estimated (value above quantitation range)
BRL	Below reporting limit	S	Spike Recovery outside limits due to matrix
H	Holding times for preparation or analysis exceeded	Narr	See case narrative
N	Analyte not NELAC certified	NC	Not confirmed
B	Analyte detected in the associated method blank	<	Less than Result value
>	Greater than Result value	J	Estimated value detected below Reporting Limit

Analytical Environmental Services, Inc **Date:** 20-Feb-15

Client:	Environmental Planning Specialists, Inc.	**Client Sample ID:**	15043-MW38D-P
Project Name:	Rheem	**Collection Date:**	2/12/2015 11:18:00 AM
Lab ID:	1502D22-004	**Matrix:**	Groundwater

Analyses	Result	Reporting Limit	Qual	Units	BatchID	Dilution Factor	Date Analyzed	Analyst
TCL VOLATILE ORGANICS SW8260B				**(SW5030B)**				
1,1,1-Trichloroethane	BRL	5.0		ug/L	203426	1	02/19/2015 13:34	CH
1,1,2,2-Tetrachloroethane	BRL	5.0		ug/L	203426	1	02/19/2015 13:34	CH
1,1,2-Trichloroethane	BRL	5.0		ug/L	203426	1	02/19/2015 13:34	CH
1,1-Dichloroethane	BRL	5.0		ug/L	203426	1	02/19/2015 13:34	CH
1,1-Dichloroethene	BRL	5.0		ug/L	203426	1	02/19/2015 13:34	CH
1,2,4-Trichlorobenzene	BRL	5.0		ug/L	203426	1	02/19/2015 13:34	CH
1,2-Dibromo-3-chloropropane	BRL	5.0		ug/L	203426	1	02/19/2015 13:34	CH
1,2-Dibromoethane	BRL	5.0		ug/L	203426	1	02/19/2015 13:34	CH
1,2-Dichlorobenzene	BRL	5.0		ug/L	203426	1	02/19/2015 13:34	CH
1,2-Dichloroethane	BRL	5.0		ug/L	203426	1	02/19/2015 13:34	CH
1,2-Dichloropropane	BRL	5.0		ug/L	203426	1	02/19/2015 13:34	CH
1,3-Dichlorobenzene	BRL	5.0		ug/L	203426	1	02/19/2015 13:34	CH
1,4-Dichlorobenzene	BRL	5.0		ug/L	203426	1	02/19/2015 13:34	CH
2-Butanone	BRL	50		ug/L	203426	1	02/19/2015 13:34	CH
2-Hexanone	BRL	10		ug/L	203426	1	02/19/2015 13:34	CH
4-Methyl-2-pentanone	BRL	10		ug/L	203426	1	02/19/2015 13:34	CH
Acetone	BRL	50		ug/L	203426	1	02/19/2015 13:34	CH
Benzene	BRL	5.0		ug/L	203426	1	02/19/2015 13:34	CH
Bromodichloromethane	BRL	5.0		ug/L	203426	1	02/19/2015 13:34	CH
Bromoform	BRL	5.0		ug/L	203426	1	02/19/2015 13:34	CH
Bromomethane	BRL	5.0		ug/L	203426	1	02/19/2015 13:34	CH
Carbon disulfide	BRL	5.0		ug/L	203426	1	02/19/2015 13:34	CH
Carbon tetrachloride	BRL	5.0		ug/L	203426	1	02/19/2015 13:34	CH
Chlorobenzene	BRL	5.0		ug/L	203426	1	02/19/2015 13:34	CH
Chloroethane	BRL	10		ug/L	203426	1	02/19/2015 13:34	CH
Chloroform	BRL	5.0		ug/L	203426	1	02/19/2015 13:34	CH
Chloromethane	BRL	10		ug/L	203426	1	02/19/2015 13:34	CH
cis-1,2-Dichloroethene	BRL	5.0		ug/L	203426	1	02/19/2015 13:34	CH
cis-1,3-Dichloropropene	BRL	5.0		ug/L	203426	1	02/19/2015 13:34	CH
Cyclohexane	BRL	5.0		ug/L	203426	1	02/19/2015 13:34	CH
Dibromochloromethane	BRL	5.0		ug/L	203426	1	02/19/2015 13:34	CH
Dichlorodifluoromethane	BRL	10		ug/L	203426	1	02/19/2015 13:34	CH
Ethylbenzene	BRL	5.0		ug/L	203426	1	02/19/2015 13:34	CH
Freon-113	BRL	10		ug/L	203426	1	02/19/2015 13:34	CH
Isopropylbenzene	BRL	5.0		ug/L	203426	1	02/19/2015 13:34	CH
m,p-Xylene	BRL	5.0		ug/L	203426	1	02/19/2015 13:34	CH
Methyl acetate	BRL	5.0		ug/L	203426	1	02/19/2015 13:34	CH
Methyl tert-butyl ether	BRL	5.0		ug/L	203426	1	02/19/2015 13:34	CH
Methylcyclohexane	BRL	5.0		ug/L	203426	1	02/19/2015 13:34	CH
Methylene chloride	BRL	5.0		ug/L	203426	1	02/19/2015 13:34	CH
o-Xylene	BRL	5.0		ug/L	203426	1	02/19/2015 13:34	CH

Qualifiers:

*	Value exceeds maximum contaminant level	E	Estimated (value above quantitation range)
BRL	Below reporting limit	S	Spike Recovery outside limits due to matrix
H	Holding times for preparation or analysis exceeded	Narr	See case narrative
N	Analyte not NELAC certified	NC	Not confirmed
B	Analyte detected in the associated method blank	<	Less than Result value
>	Greater than Result value	J	Estimated value detected below Reporting Limit

Analytical Environmental Services, Inc

Date: 20-Feb-15

Client:	Environmental Planning Specialists, Inc.	**Client Sample ID:**	15043-MW38D-P
Project Name:	Rheem	**Collection Date:**	2/12/2015 11:18:00 AM
Lab ID:	1502D22-004	**Matrix:**	Groundwater

Analyses	Result	Reporting Limit	Qual	Units	BatchID	Dilution Factor	Date Analyzed	Analyst
TCL VOLATILE ORGANICS SW8260B				**(SW5030B)**				
Styrene	BRL	5.0		ug/L	203426	1	02/19/2015 13:34	CH
Tetrachloroethene	BRL	5.0		ug/L	203426	1	02/19/2015 13:34	CH
Toluene	BRL	5.0		ug/L	203426	1	02/19/2015 13:34	CH
trans-1,2-Dichloroethene	BRL	5.0		ug/L	203426	1	02/19/2015 13:34	CH
trans-1,3-Dichloropropene	BRL	5.0		ug/L	203426	1	02/19/2015 13:34	CH
Trichloroethene	12	5.0		ug/L	203426	1	02/19/2015 13:34	CH
Trichlorofluoromethane	BRL	5.0		ug/L	203426	1	02/19/2015 13:34	CH
Vinyl chloride	BRL	2.0		ug/L	203426	1	02/19/2015 13:34	CH
Surr: 4-Bromofluorobenzene	83.1	70.6-123		%REC	203426	1	02/19/2015 13:34	CH
Surr: Dibromofluoromethane	113	78.7-124		%REC	203426	1	02/19/2015 13:34	CH
Surr: Toluene-d8	105	81.3-120		%REC	203426	1	02/19/2015 13:34	CH

Qualifiers:

*	Value exceeds maximum contaminant level	E	Estimated (value above quantitation range)
BRL	Below reporting limit	S	Spike Recovery outside limits due to matrix
H	Holding times for preparation or analysis exceeded	Narr	See case narrative
N	Analyte not NELAC certified	NC	Not confirmed
B	Analyte detected in the associated method blank	<	Less than Result value
>	Greater than Result value	J	Estimated value detected below Reporting Limit

Analytical Environmental Services, Inc **Date:** 20-Feb-15

Client:	Environmental Planning Specialists, Inc.	**Client Sample ID:**	15043-MW-28-P
Project Name:	Rheem	**Collection Date:**	2/12/2015 11:53:00 AM
Lab ID:	1502D22-005	**Matrix:**	Groundwater

Analyses	Result	Reporting Limit	Qual	Units	BatchID	Dilution Factor	Date Analyzed	Analyst
TCL VOLATILE ORGANICS SW8260B				**(SW5030B)**				
1,1,1-Trichloroethane	BRL	5.0		ug/L	203426	1	02/19/2015 13:58	CH
1,1,2,2-Tetrachloroethane	BRL	5.0		ug/L	203426	1	02/19/2015 13:58	CH
1,1,2-Trichloroethane	BRL	5.0		ug/L	203426	1	02/19/2015 13:58	CH
1,1-Dichloroethane	BRL	5.0		ug/L	203426	1	02/19/2015 13:58	CH
1,1-Dichloroethene	BRL	5.0		ug/L	203426	1	02/19/2015 13:58	CH
1,2,4-Trichlorobenzene	BRL	5.0		ug/L	203426	1	02/19/2015 13:58	CH
1,2-Dibromo-3-chloropropane	BRL	5.0		ug/L	203426	1	02/19/2015 13:58	CH
1,2-Dibromoethane	BRL	5.0		ug/L	203426	1	02/19/2015 13:58	CH
1,2-Dichlorobenzene	BRL	5.0		ug/L	203426	1	02/19/2015 13:58	CH
1,2-Dichloroethane	BRL	5.0		ug/L	203426	1	02/19/2015 13:58	CH
1,2-Dichloropropane	BRL	5.0		ug/L	203426	1	02/19/2015 13:58	CH
1,3-Dichlorobenzene	BRL	5.0		ug/L	203426	1	02/19/2015 13:58	CH
1,4-Dichlorobenzene	BRL	5.0		ug/L	203426	1	02/19/2015 13:58	CH
2-Butanone	BRL	50		ug/L	203426	1	02/19/2015 13:58	CH
2-Hexanone	BRL	10		ug/L	203426	1	02/19/2015 13:58	CH
4-Methyl-2-pentanone	BRL	10		ug/L	203426	1	02/19/2015 13:58	CH
Acetone	56	50		ug/L	203426	1	02/19/2015 13:58	CH
Benzene	BRL	5.0		ug/L	203426	1	02/19/2015 13:58	CH
Bromodichloromethane	BRL	5.0		ug/L	203426	1	02/19/2015 13:58	CH
Bromoform	BRL	5.0		ug/L	203426	1	02/19/2015 13:58	CH
Bromomethane	BRL	5.0		ug/L	203426	1	02/19/2015 13:58	CH
Carbon disulfide	BRL	5.0		ug/L	203426	1	02/19/2015 13:58	CH
Carbon tetrachloride	BRL	5.0		ug/L	203426	1	02/19/2015 13:58	CH
Chlorobenzene	BRL	5.0		ug/L	203426	1	02/19/2015 13:58	CH
Chloroethane	BRL	10		ug/L	203426	1	02/19/2015 13:58	CH
Chloroform	BRL	5.0		ug/L	203426	1	02/19/2015 13:58	CH
Chloromethane	BRL	10		ug/L	203426	1	02/19/2015 13:58	CH
cis-1,2-Dichloroethene	BRL	5.0		ug/L	203426	1	02/19/2015 13:58	CH
cis-1,3-Dichloropropene	BRL	5.0		ug/L	203426	1	02/19/2015 13:58	CH
Cyclohexane	BRL	5.0		ug/L	203426	1	02/19/2015 13:58	CH
Dibromochloromethane	BRL	5.0		ug/L	203426	1	02/19/2015 13:58	CH
Dichlorodifluoromethane	BRL	10		ug/L	203426	1	02/19/2015 13:58	CH
Ethylbenzene	BRL	5.0		ug/L	203426	1	02/19/2015 13:58	CH
Freon-113	BRL	10		ug/L	203426	1	02/19/2015 13:58	CH
Isopropylbenzene	BRL	5.0		ug/L	203426	1	02/19/2015 13:58	CH
m,p-Xylene	BRL	5.0		ug/L	203426	1	02/19/2015 13:58	CH
Methyl acetate	BRL	5.0		ug/L	203426	1	02/19/2015 13:58	CH
Methyl tert-butyl ether	BRL	5.0		ug/L	203426	1	02/19/2015 13:58	CH
Methylcyclohexane	BRL	5.0		ug/L	203426	1	02/19/2015 13:58	CH
Methylene chloride	BRL	5.0		ug/L	203426	1	02/19/2015 13:58	CH
o-Xylene	BRL	5.0		ug/L	203426	1	02/19/2015 13:58	CH

Qualifiers:

*	Value exceeds maximum contaminant level	E	Estimated (value above quantitation range)
BRL	Below reporting limit	S	Spike Recovery outside limits due to matrix
H	Holding times for preparation or analysis exceeded	Narr	See case narrative
N	Analyte not NELAC certified	NC	Not confirmed
B	Analyte detected in the associated method blank	<	Less than Result value
>	Greater than Result value	J	Estimated value detected below Reporting Limit

Analytical Environmental Services, Inc

Date: 20-Feb-15

Client:	Environmental Planning Specialists, Inc.	**Client Sample ID:**	15043-MW-28-P
Project Name:	Rheem	**Collection Date:**	2/12/2015 11:53:00 AM
Lab ID:	1502D22-005	**Matrix:**	Groundwater

Analyses	Result	Reporting Limit	Qual	Units	BatchID	Dilution Factor	Date Analyzed	Analyst
TCL VOLATILE ORGANICS SW8260B				**(SW5030B)**				
Styrene	BRL	5.0		ug/L	203426	1	02/19/2015 13:58	CH
Tetrachloroethene	BRL	5.0		ug/L	203426	1	02/19/2015 13:58	CH
Toluene	BRL	5.0		ug/L	203426	1	02/19/2015 13:58	CH
trans-1,2-Dichloroethene	BRL	5.0		ug/L	203426	1	02/19/2015 13:58	CH
trans-1,3-Dichloropropene	BRL	5.0		ug/L	203426	1	02/19/2015 13:58	CH
Trichloroethene	120	5.0		ug/L	203426	1	02/19/2015 13:58	CH
Trichlorofluoromethane	BRL	5.0		ug/L	203426	1	02/19/2015 13:58	CH
Vinyl chloride	BRL	2.0		ug/L	203426	1	02/19/2015 13:58	CH
Surr: 4-Bromofluorobenzene	80.3	70.6-123		%REC	203426	1	02/19/2015 13:58	CH
Surr: Dibromofluoromethane	111	78.7-124		%REC	203426	1	02/19/2015 13:58	CH
Surr: Toluene-d8	109	81.3-120		%REC	203426	1	02/19/2015 13:58	CH

Qualifiers:

*	Value exceeds maximum contaminant level	E	Estimated (value above quantitation range)
BRL	Below reporting limit	S	Spike Recovery outside limits due to matrix
H	Holding times for preparation or analysis exceeded	Narr	See case narrative
N	Analyte not NELAC certified	NC	Not confirmed
B	Analyte detected in the associated method blank	<	Less than Result value
>	Greater than Result value	J	Estimated value detected below Reporting Limit

Analytical Environmental Services, Inc **Date:** 20-Feb-15

Client:	Environmental Planning Specialists, Inc.	**Client Sample ID:**	15043-MW-39-P
Project Name:	Rheem	**Collection Date:**	2/12/2015 12:00:00 PM
Lab ID:	1502D22-006	**Matrix:**	Groundwater

Analyses	Result	Reporting Limit	Qual	Units	BatchID	Dilution Factor	Date Analyzed	Analyst
TCL VOLATILE ORGANICS SW8260B				**(SW5030B)**				
1,1,1-Trichloroethane	BRL	5.0		ug/L	203426	1	02/19/2015 14:22	CH
1,1,2,2-Tetrachloroethane	BRL	5.0		ug/L	203426	1	02/19/2015 14:22	CH
1,1,2-Trichloroethane	BRL	5.0		ug/L	203426	1	02/19/2015 14:22	CH
1,1-Dichloroethane	BRL	5.0		ug/L	203426	1	02/19/2015 14:22	CH
1,1-Dichloroethene	BRL	5.0		ug/L	203426	1	02/19/2015 14:22	CH
1,2,4-Trichlorobenzene	BRL	5.0		ug/L	203426	1	02/19/2015 14:22	CH
1,2-Dibromo-3-chloropropane	BRL	5.0		ug/L	203426	1	02/19/2015 14:22	CH
1,2-Dibromoethane	BRL	5.0		ug/L	203426	1	02/19/2015 14:22	CH
1,2-Dichlorobenzene	BRL	5.0		ug/L	203426	1	02/19/2015 14:22	CH
1,2-Dichloroethane	BRL	5.0		ug/L	203426	1	02/19/2015 14:22	CH
1,2-Dichloropropane	BRL	5.0		ug/L	203426	1	02/19/2015 14:22	CH
1,3-Dichlorobenzene	BRL	5.0		ug/L	203426	1	02/19/2015 14:22	CH
1,4-Dichlorobenzene	BRL	5.0		ug/L	203426	1	02/19/2015 14:22	CH
2-Butanone	BRL	50		ug/L	203426	1	02/19/2015 14:22	CH
2-Hexanone	BRL	10		ug/L	203426	1	02/19/2015 14:22	CH
4-Methyl-2-pentanone	BRL	10		ug/L	203426	1	02/19/2015 14:22	CH
Acetone	BRL	50		ug/L	203426	1	02/19/2015 14:22	CH
Benzene	BRL	5.0		ug/L	203426	1	02/19/2015 14:22	CH
Bromodichloromethane	BRL	5.0		ug/L	203426	1	02/19/2015 14:22	CH
Bromoform	BRL	5.0		ug/L	203426	1	02/19/2015 14:22	CH
Bromomethane	BRL	5.0		ug/L	203426	1	02/19/2015 14:22	CH
Carbon disulfide	BRL	5.0		ug/L	203426	1	02/19/2015 14:22	CH
Carbon tetrachloride	BRL	5.0		ug/L	203426	1	02/19/2015 14:22	CH
Chlorobenzene	BRL	5.0		ug/L	203426	1	02/19/2015 14:22	CH
Chloroethane	BRL	10		ug/L	203426	1	02/19/2015 14:22	CH
Chloroform	BRL	5.0		ug/L	203426	1	02/19/2015 14:22	CH
Chloromethane	BRL	10		ug/L	203426	1	02/19/2015 14:22	CH
cis-1,2-Dichloroethene	BRL	5.0		ug/L	203426	1	02/19/2015 14:22	CH
cis-1,3-Dichloropropene	BRL	5.0		ug/L	203426	1	02/19/2015 14:22	CH
Cyclohexane	BRL	5.0		ug/L	203426	1	02/19/2015 14:22	CH
Dibromochloromethane	BRL	5.0		ug/L	203426	1	02/19/2015 14:22	CH
Dichlorodifluoromethane	BRL	10		ug/L	203426	1	02/19/2015 14:22	CH
Ethylbenzene	BRL	5.0		ug/L	203426	1	02/19/2015 14:22	CH
Freon-113	BRL	10		ug/L	203426	1	02/19/2015 14:22	CH
Isopropylbenzene	BRL	5.0		ug/L	203426	1	02/19/2015 14:22	CH
m,p-Xylene	BRL	5.0		ug/L	203426	1	02/19/2015 14:22	CH
Methyl acetate	BRL	5.0		ug/L	203426	1	02/19/2015 14:22	CH
Methyl tert-butyl ether	BRL	5.0		ug/L	203426	1	02/19/2015 14:22	CH
Methylcyclohexane	BRL	5.0		ug/L	203426	1	02/19/2015 14:22	CH
Methylene chloride	BRL	5.0		ug/L	203426	1	02/19/2015 14:22	CH
o-Xylene	BRL	5.0		ug/L	203426	1	02/19/2015 14:22	CH

Qualifiers:

*	Value exceeds maximum contaminant level	E	Estimated (value above quantitation range)
BRL	Below reporting limit	S	Spike Recovery outside limits due to matrix
H	Holding times for preparation or analysis exceeded	Narr	See case narrative
N	Analyte not NELAC certified	NC	Not confirmed
B	Analyte detected in the associated method blank	<	Less than Result value
>	Greater than Result value	J	Estimated value detected below Reporting Limit

Analytical Environmental Services, Inc

Date: 20-Feb-15

Client:	Environmental Planning Specialists, Inc.	**Client Sample ID:**	15043-MW-39-P
Project Name:	Rheem	**Collection Date:**	2/12/2015 12:00:00 PM
Lab ID:	1502D22-006	**Matrix:**	Groundwater

Analyses	Result	Reporting Limit	Qual	Units	BatchID	Dilution Factor	Date Analyzed	Analyst
TCL VOLATILE ORGANICS SW8260B				**(SW5030B)**				
Styrene	BRL	5.0		ug/L	203426	1	02/19/2015 14:22	CH
Tetrachloroethene	BRL	5.0		ug/L	203426	1	02/19/2015 14:22	CH
Toluene	BRL	5.0		ug/L	203426	1	02/19/2015 14:22	CH
trans-1,2-Dichloroethene	BRL	5.0		ug/L	203426	1	02/19/2015 14:22	CH
trans-1,3-Dichloropropene	BRL	5.0		ug/L	203426	1	02/19/2015 14:22	CH
Trichloroethene	BRL	5.0		ug/L	203426	1	02/19/2015 14:22	CH
Trichlorofluoromethane	BRL	5.0		ug/L	203426	1	02/19/2015 14:22	CH
Vinyl chloride	BRL	2.0		ug/L	203426	1	02/19/2015 14:22	CH
Surr: 4-Bromofluorobenzene	82.6	70.6-123		%REC	203426	1	02/19/2015 14:22	CH
Surr: Dibromofluoromethane	112	78.7-124		%REC	203426	1	02/19/2015 14:22	CH
Surr: Toluene-d8	106	81.3-120		%REC	203426	1	02/19/2015 14:22	CH

Qualifiers:

*	Value exceeds maximum contaminant level	E	Estimated (value above quantitation range)
BRL	Below reporting limit	S	Spike Recovery outside limits due to matrix
H	Holding times for preparation or analysis exceeded	Narr	See case narrative
N	Analyte not NELAC certified	NC	Not confirmed
B	Analyte detected in the associated method blank	<	Less than Result value
>	Greater than Result value	J	Estimated value detected below Reporting Limit

Analytical Environmental Services, Inc **Date:** 20-Feb-15

Client:	Environmental Planning Specialists, Inc.	**Client Sample ID:**	15043-MW-27-P
Project Name:	Rheem	**Collection Date:**	2/12/2015 12:09:00 PM
Lab ID:	1502D22-007	**Matrix:**	Groundwater

Analyses	Result	Reporting Limit	Qual	Units	BatchID	Dilution Factor	Date Analyzed	Analyst
TCL VOLATILE ORGANICS SW8260B				**(SW5030B)**				
1,1,1-Trichloroethane	BRL	5.0		ug/L	203426	1	02/19/2015 14:45	CH
1,1,2,2-Tetrachloroethane	BRL	5.0		ug/L	203426	1	02/19/2015 14:45	CH
1,1,2-Trichloroethane	BRL	5.0		ug/L	203426	1	02/19/2015 14:45	CH
1,1-Dichloroethane	BRL	5.0		ug/L	203426	1	02/19/2015 14:45	CH
1,1-Dichloroethene	BRL	5.0		ug/L	203426	1	02/19/2015 14:45	CH
1,2,4-Trichlorobenzene	BRL	5.0		ug/L	203426	1	02/19/2015 14:45	CH
1,2-Dibromo-3-chloropropane	BRL	5.0		ug/L	203426	1	02/19/2015 14:45	CH
1,2-Dibromoethane	BRL	5.0		ug/L	203426	1	02/19/2015 14:45	CH
1,2-Dichlorobenzene	BRL	5.0		ug/L	203426	1	02/19/2015 14:45	CH
1,2-Dichloroethane	BRL	5.0		ug/L	203426	1	02/19/2015 14:45	CH
1,2-Dichloropropane	BRL	5.0		ug/L	203426	1	02/19/2015 14:45	CH
1,3-Dichlorobenzene	BRL	5.0		ug/L	203426	1	02/19/2015 14:45	CH
1,4-Dichlorobenzene	BRL	5.0		ug/L	203426	1	02/19/2015 14:45	CH
2-Butanone	BRL	50		ug/L	203426	1	02/19/2015 14:45	CH
2-Hexanone	BRL	10		ug/L	203426	1	02/19/2015 14:45	CH
4-Methyl-2-pentanone	BRL	10		ug/L	203426	1	02/19/2015 14:45	CH
Acetone	BRL	50		ug/L	203426	1	02/19/2015 14:45	CH
Benzene	BRL	5.0		ug/L	203426	1	02/19/2015 14:45	CH
Bromodichloromethane	BRL	5.0		ug/L	203426	1	02/19/2015 14:45	CH
Bromoform	BRL	5.0		ug/L	203426	1	02/19/2015 14:45	CH
Bromomethane	BRL	5.0		ug/L	203426	1	02/19/2015 14:45	CH
Carbon disulfide	BRL	5.0		ug/L	203426	1	02/19/2015 14:45	CH
Carbon tetrachloride	BRL	5.0		ug/L	203426	1	02/19/2015 14:45	CH
Chlorobenzene	BRL	5.0		ug/L	203426	1	02/19/2015 14:45	CH
Chloroethane	BRL	10		ug/L	203426	1	02/19/2015 14:45	CH
Chloroform	BRL	5.0		ug/L	203426	1	02/19/2015 14:45	CH
Chloromethane	BRL	10		ug/L	203426	1	02/19/2015 14:45	CH
cis-1,2-Dichloroethene	8.4	5.0		ug/L	203426	1	02/19/2015 14:45	CH
cis-1,3-Dichloropropene	BRL	5.0		ug/L	203426	1	02/19/2015 14:45	CH
Cyclohexane	BRL	5.0		ug/L	203426	1	02/19/2015 14:45	CH
Dibromochloromethane	BRL	5.0		ug/L	203426	1	02/19/2015 14:45	CH
Dichlorodifluoromethane	BRL	10		ug/L	203426	1	02/19/2015 14:45	CH
Ethylbenzene	BRL	5.0		ug/L	203426	1	02/19/2015 14:45	CH
Freon-113	BRL	10		ug/L	203426	1	02/19/2015 14:45	CH
Isopropylbenzene	BRL	5.0		ug/L	203426	1	02/19/2015 14:45	CH
m,p-Xylene	BRL	5.0		ug/L	203426	1	02/19/2015 14:45	CH
Methyl acetate	BRL	5.0		ug/L	203426	1	02/19/2015 14:45	CH
Methyl tert-butyl ether	BRL	5.0		ug/L	203426	1	02/19/2015 14:45	CH
Methylcyclohexane	BRL	5.0		ug/L	203426	1	02/19/2015 14:45	CH
Methylene chloride	BRL	5.0		ug/L	203426	1	02/19/2015 14:45	CH
o-Xylene	BRL	5.0		ug/L	203426	1	02/19/2015 14:45	CH

Qualifiers:

*	Value exceeds maximum contaminant level	E	Estimated (value above quantitation range)
BRL	Below reporting limit	S	Spike Recovery outside limits due to matrix
H	Holding times for preparation or analysis exceeded	Narr	See case narrative
N	Analyte not NELAC certified	NC	Not confirmed
B	Analyte detected in the associated method blank	<	Less than Result value
>	Greater than Result value	J	Estimated value detected below Reporting Limit

Analytical Environmental Services, Inc

Date: 20-Feb-15

Client:	Environmental Planning Specialists, Inc.	**Client Sample ID:**	15043-MW-27-P
Project Name:	Rheem	**Collection Date:**	2/12/2015 12:09:00 PM
Lab ID:	1502D22-007	**Matrix:**	Groundwater

Analyses	Result	Reporting Limit	Qual	Units	BatchID	Dilution Factor	Date Analyzed	Analyst
TCL VOLATILE ORGANICS SW8260B				**(SW5030B)**				
Styrene	BRL	5.0		ug/L	203426	1	02/19/2015 14:45	CH
Tetrachloroethene	BRL	5.0		ug/L	203426	1	02/19/2015 14:45	CH
Toluene	BRL	5.0		ug/L	203426	1	02/19/2015 14:45	CH
trans-1,2-Dichloroethene	BRL	5.0		ug/L	203426	1	02/19/2015 14:45	CH
trans-1,3-Dichloropropene	BRL	5.0		ug/L	203426	1	02/19/2015 14:45	CH
Trichloroethene	10	5.0		ug/L	203426	1	02/19/2015 14:45	CH
Trichlorofluoromethane	BRL	5.0		ug/L	203426	1	02/19/2015 14:45	CH
Vinyl chloride	BRL	2.0		ug/L	203426	1	02/19/2015 14:45	CH
Surr: 4-Bromofluorobenzene	79.3	70.6-123		%REC	203426	1	02/19/2015 14:45	CH
Surr: Dibromofluoromethane	123	78.7-124		%REC	203426	1	02/19/2015 14:45	CH
Surr: Toluene-d8	105	81.3-120		%REC	203426	1	02/19/2015 14:45	CH

Qualifiers:

*	Value exceeds maximum contaminant level	E	Estimated (value above quantitation range)
BRL	Below reporting limit	S	Spike Recovery outside limits due to matrix
H	Holding times for preparation or analysis exceeded	Narr	See case narrative
N	Analyte not NELAC certified	NC	Not confirmed
B	Analyte detected in the associated method blank	<	Less than Result value
>	Greater than Result value	J	Estimated value detected below Reporting Limit

Analytical Environmental Services, Inc **Date:** 20-Feb-15

Client:	Environmental Planning Specialists, Inc.	**Client Sample ID:**	15043-ART BLANK-P
Project Name:	Rheem	**Collection Date:**	2/12/2015 12:13:00 PM
Lab ID:	1502D22-008	**Matrix:**	Groundwater

Analyses	Result	Reporting Limit	Qual	Units	BatchID	Dilution Factor	Date Analyzed	Analyst
TCL VOLATILE ORGANICS SW8260B				**(SW5030B)**				
1,1,1-Trichloroethane	BRL	5.0		ug/L	203426	1	02/19/2015 11:58	CH
1,1,2,2-Tetrachloroethane	BRL	5.0		ug/L	203426	1	02/19/2015 11:58	CH
1,1,2-Trichloroethane	BRL	5.0		ug/L	203426	1	02/19/2015 11:58	CH
1,1-Dichloroethane	BRL	5.0		ug/L	203426	1	02/19/2015 11:58	CH
1,1-Dichloroethene	BRL	5.0		ug/L	203426	1	02/19/2015 11:58	CH
1,2,4-Trichlorobenzene	BRL	5.0		ug/L	203426	1	02/19/2015 11:58	CH
1,2-Dibromo-3-chloropropane	BRL	5.0		ug/L	203426	1	02/19/2015 11:58	CH
1,2-Dibromoethane	BRL	5.0		ug/L	203426	1	02/19/2015 11:58	CH
1,2-Dichlorobenzene	BRL	5.0		ug/L	203426	1	02/19/2015 11:58	CH
1,2-Dichloroethane	BRL	5.0		ug/L	203426	1	02/19/2015 11:58	CH
1,2-Dichloropropane	BRL	5.0		ug/L	203426	1	02/19/2015 11:58	CH
1,3-Dichlorobenzene	BRL	5.0		ug/L	203426	1	02/19/2015 11:58	CH
1,4-Dichlorobenzene	BRL	5.0		ug/L	203426	1	02/19/2015 11:58	CH
2-Butanone	BRL	50		ug/L	203426	1	02/19/2015 11:58	CH
2-Hexanone	BRL	10		ug/L	203426	1	02/19/2015 11:58	CH
4-Methyl-2-pentanone	BRL	10		ug/L	203426	1	02/19/2015 11:58	CH
Acetone	BRL	50		ug/L	203426	1	02/19/2015 11:58	CH
Benzene	BRL	5.0		ug/L	203426	1	02/19/2015 11:58	CH
Bromodichloromethane	BRL	5.0		ug/L	203426	1	02/19/2015 11:58	CH
Bromoform	BRL	5.0		ug/L	203426	1	02/19/2015 11:58	CH
Bromomethane	BRL	5.0		ug/L	203426	1	02/19/2015 11:58	CH
Carbon disulfide	BRL	5.0		ug/L	203426	1	02/19/2015 11:58	CH
Carbon tetrachloride	BRL	5.0		ug/L	203426	1	02/19/2015 11:58	CH
Chlorobenzene	BRL	5.0		ug/L	203426	1	02/19/2015 11:58	CH
Chloroethane	BRL	10		ug/L	203426	1	02/19/2015 11:58	CH
Chloroform	BRL	5.0		ug/L	203426	1	02/19/2015 11:58	CH
Chloromethane	BRL	10		ug/L	203426	1	02/19/2015 11:58	CH
cis-1,2-Dichloroethene	BRL	5.0		ug/L	203426	1	02/19/2015 11:58	CH
cis-1,3-Dichloropropene	BRL	5.0		ug/L	203426	1	02/19/2015 11:58	CH
Cyclohexane	BRL	5.0		ug/L	203426	1	02/19/2015 11:58	CH
Dibromochloromethane	BRL	5.0		ug/L	203426	1	02/19/2015 11:58	CH
Dichlorodifluoromethane	BRL	10		ug/L	203426	1	02/19/2015 11:58	CH
Ethylbenzene	BRL	5.0		ug/L	203426	1	02/19/2015 11:58	CH
Freon-113	BRL	10		ug/L	203426	1	02/19/2015 11:58	CH
Isopropylbenzene	BRL	5.0		ug/L	203426	1	02/19/2015 11:58	CH
m,p-Xylene	BRL	5.0		ug/L	203426	1	02/19/2015 11:58	CH
Methyl acetate	BRL	5.0		ug/L	203426	1	02/19/2015 11:58	CH
Methyl tert-butyl ether	BRL	5.0		ug/L	203426	1	02/19/2015 11:58	CH
Methylcyclohexane	BRL	5.0		ug/L	203426	1	02/19/2015 11:58	CH
Methylene chloride	BRL	5.0		ug/L	203426	1	02/19/2015 11:58	CH
o-Xylene	BRL	5.0		ug/L	203426	1	02/19/2015 11:58	CH

Qualifiers:

- * Value exceeds maximum contaminant level
- BRL Below reporting limit
- H Holding times for preparation or analysis exceeded
- N Analyte not NELAC certified
- B Analyte detected in the associated method blank
- > Greater than Result value
- E Estimated (value above quantitation range)
- S Spike Recovery outside limits due to matrix
- Narr See case narrative
- NC Not confirmed
- < Less than Result value
- J Estimated value detected below Reporting Limit

Analytical Environmental Services, Inc

Date: 20-Feb-15

Client:	Environmental Planning Specialists, Inc.	**Client Sample ID:**	15043-ART BLANK-P
Project Name:	Rheem	**Collection Date:**	2/12/2015 12:13:00 PM
Lab ID:	1502D22-008	**Matrix:**	Groundwater

Analyses	Result	Reporting Limit	Qual	Units	BatchID	Dilution Factor	Date Analyzed	Analyst
TCL VOLATILE ORGANICS SW8260B				**(SW5030B)**				
Styrene	BRL	5.0		ug/L	203426	1	02/19/2015 11:58	CH
Tetrachloroethene	BRL	5.0		ug/L	203426	1	02/19/2015 11:58	CH
Toluene	BRL	5.0		ug/L	203426	1	02/19/2015 11:58	CH
trans-1,2-Dichloroethene	BRL	5.0		ug/L	203426	1	02/19/2015 11:58	CH
trans-1,3-Dichloropropene	BRL	5.0		ug/L	203426	1	02/19/2015 11:58	CH
Trichloroethene	BRL	5.0		ug/L	203426	1	02/19/2015 11:58	CH
Trichlorofluoromethane	BRL	5.0		ug/L	203426	1	02/19/2015 11:58	CH
Vinyl chloride	BRL	2.0		ug/L	203426	1	02/19/2015 11:58	CH
Surr: 4-Bromofluorobenzene	82.6	70.6-123		%REC	203426	1	02/19/2015 11:58	CH
Surr: Dibromofluoromethane	114	78.7-124		%REC	203426	1	02/19/2015 11:58	CH
Surr: Toluene-d8	104	81.3-120		%REC	203426	1	02/19/2015 11:58	CH

Qualifiers:

*	Value exceeds maximum contaminant level	E	Estimated (value above quantitation range)
BRL	Below reporting limit	S	Spike Recovery outside limits due to matrix
H	Holding times for preparation or analysis exceeded	Narr	See case narrative
N	Analyte not NELAC certified	NC	Not confirmed
B	Analyte detected in the associated method blank	<	Less than Result value
>	Greater than Result value	J	Estimated value detected below Reporting Limit

Analytical Environmental Services, Inc.

Sample/Cooler Receipt Checklist

Client EPS, INC Work Order Number 1502822

Checklist completed by Tanya Delle 2/12/2015
Signature Date

Carrier name: FedEx __ UPS __ Courier __ Client ✓ US Mail __ Other _____

Shipping container/cooler in good condition?	Yes ✓	No __	Not Present __
Custody seals intact on shipping container/cooler?	Yes __	No __	Not Present ✓
Custody seals intact on sample bottles?	Yes __	No __	Not Present ✓
Container/Temp Blank temperature in compliance? (0°≤6°C)*	Yes ✓	No __	

Cooler #1 3.2 Cooler #2 _____ Cooler #3 _____ Cooler #4 _____ Cooler#5 _____ Cooler #6 _____

Chain of custody present?	Yes ✓	No __
Chain of custody signed when relinquished and received?	Yes ✓	No __
Chain of custody agrees with sample labels?	Yes ✓	No __
Samples in proper container/bottle?	Yes __	No __
Sample containers intact?	Yes ✓	No __
Sufficient sample volume for indicated test?	Yes ✓	No __
All samples received within holding time?	Yes ✓	No __
Was TAT marked on the COC?	Yes ✓	No __
Proceed with Standard TAT as per project history?	Yes __	No __ Not Applicable ✓

Water - VOA vials have zero headspace? No VOA vials submitted __ Yes ✓ No __

Water - pH acceptable upon receipt? Yes __ No __ Not Applicable __

Adjusted? _____ Checked by Tanya

Sample Condition: Good ✓ Other(Explain) _____

(For diffusive samples or AIHA lead) Is a known blank included? Yes __ No ✓

See Case Narrative for resolution of the Non-Conformance.

* Samples do not have to comply with the given range for certain parameters.

\\Aes_server\l\Sample Receipt\My Documents\COCs and pH Adjustment Sheet\Sample_Cooler_Recipt_Checklist_Rev1.rtf

Client: Environmental Planning Specialists, Inc.
Project Name: Rheem
Workorder: 1502D22

ANALYTICAL QC SUMMARY REPORT

BatchID: **203426**

Sample ID: **MB-203426** Client ID: Units: **ug/L** Prep Date: **02/19/2015** Run No: **286181**
SampleType: **MBLK** TestCode: **TCL VOLATILE ORGANICS SW8260B** BatchID: **203426** Analysis Date: **02/19/2015** Seq No: **6073498**

Analyte	Result	RPT Limit	SPK value	SPK Ref Val	%REC	Low Limit	High Limit	RPD Ref Val	%RPD	RPD Limit	Qual
1,1,1-Trichloroethane	BRL	5.0									
1,1,2,2-Tetrachloroethane	BRL	5.0									
1,1,2-Trichloroethane	BRL	5.0									
1,1-Dichloroethane	BRL	5.0									
1,1-Dichloroethene	BRL	5.0									
1,2,4-Trichlorobenzene	BRL	5.0									
1,2-Dibromo-3-chloropropane	BRL	5.0									
1,2-Dibromoethane	BRL	5.0									
1,2-Dichlorobenzene	BRL	5.0									
1,2-Dichloroethane	BRL	5.0									
1,2-Dichloropropane	BRL	5.0									
1,3-Dichlorobenzene	BRL	5.0									
1,4-Dichlorobenzene	BRL	5.0									
2-Butanone	BRL	50									
2-Hexanone	BRL	10									
4-Methyl-2-pentanone	BRL	10									
Acetone	BRL	50									
Benzene	BRL	5.0									
Bromodichloromethane	BRL	5.0									
Bromoform	BRL	5.0									
Bromomethane	BRL	5.0									
Carbon disulfide	BRL	5.0									
Carbon tetrachloride	BRL	5.0									
Chlorobenzene	BRL	5.0									
Chloroethane	BRL	10									
Chloroform	BRL	5.0									
Chloromethane	BRL	10									

Qualifiers:

>	Greater than Result value	<	Less than Result value	B	Analyte detected in the associated method blank
BRL	Below reporting limit	E	Estimated (value above quantitation range)	H	Holding times for preparation or analysis exceeded
J	Estimated value detected below Reporting Limit	N	Analyte not NELAC certified	R	RPD outside limits due to matrix
Rpt Lim	Reporting Limit	S	Spike Recovery outside limits due to matrix		

Client: Environmental Planning Specialists, Inc.
Project Name: Rheem
Workorder: 1502D22

ANALYTICAL QC SUMMARY REPORT

BatchID: **203426**

Sample ID: **MB-203426** Client ID: Units: **ug/L** Prep Date: **02/19/2015** Run No: **286181**
SampleType: **MBLK** TestCode: **TCL VOLATILE ORGANICS SW8260B** BatchID: **203426** Analysis Date: **02/19/2015** Seq No: **6073498**

Analyte	Result	RPT Limit	SPK value	SPK Ref Val	%REC	Low Limit	High Limit	RPD Ref Val	%RPD	RPD Limit	Qual
cis-1,2-Dichloroethene	BRL	5.0									
cis-1,3-Dichloropropene	BRL	5.0									
Cyclohexane	BRL	5.0									
Dibromochloromethane	BRL	5.0									
Dichlorodifluoromethane	BRL	10									
Ethylbenzene	BRL	5.0									
Freon-113	BRL	10									
Isopropylbenzene	BRL	5.0									
m,p-Xylene	BRL	5.0									
Methyl acetate	BRL	5.0									
Methyl tert-butyl ether	BRL	5.0									
Methylcyclohexane	BRL	5.0									
Methylene chloride	BRL	5.0									
o-Xylene	BRL	5.0									
Styrene	BRL	5.0									
Tetrachloroethene	BRL	5.0									
Toluene	BRL	5.0									
trans-1,2-Dichloroethene	BRL	5.0									
trans-1,3-Dichloropropene	BRL	5.0									
Trichloroethene	BRL	5.0									
Trichlorofluoromethane	BRL	5.0									
Vinyl chloride	BRL	2.0									
Surr: 4-Bromofluorobenzene	42.44	0	50.00		84.9	70.6	123				
Surr: Dibromofluoromethane	56.37	0	50.00		113	78.7	124				
Surr: Toluene-d8	55.17	0	50.00		110	81.3	120				

Qualifiers:

>	Greater than Result value	<	Less than Result value	B	Analyte detected in the associated method blank
BRL	Below reporting limit	E	Estimated (value above quantitation range)	H	Holding times for preparation or analysis exceeded
J	Estimated value detected below Reporting Limit	N	Analyte not NELAC certified	R	RPD outside limits due to matrix
Rpt Lim	Reporting Limit	S	Spike Recovery outside limits due to matrix		

Client: Environmental Planning Specialists, Inc.
Project Name: Rheem
Workorder: 1502D22

ANALYTICAL QC SUMMARY REPORT

BatchID: **203426**

Sample ID: **LCS-203426** Client ID: Units: **ug/L** Prep Date: **02/19/2015** Run No: **286181**
SampleType: **LCS** TestCode: **TCL VOLATILE ORGANICS SW8260B** BatchID: **203426** Analysis Date: **02/19/2015** Seq No: **6073497**

Analyte	Result	RPT Limit	SPK value	SPK Ref Val	%REC	Low Limit	High Limit	RPD Ref Val	%RPD	RPD Limit	Qual
1,1-Dichloroethene	65.92	5.0	50.00		132	64.2	137				
Benzene	53.14	5.0	50.00		106	72.8	128				
Chlorobenzene	48.25	5.0	50.00		96.5	72.3	126				
Toluene	56.54	5.0	50.00		113	74.9	127				
Trichloroethene	53.55	5.0	50.00		107	70.5	134				
Surr: 4-Bromofluorobenzene	45.55	0	50.00		91.1	70.6	123				
Surr: Dibromofluoromethane	53.53	0	50.00		107	78.7	124				
Surr: Toluene-d8	49.23	0	50.00		98.5	81.3	120				

Sample ID: **1502D22-001AMS** Client ID: **15043-MW-37D-P** Units: **ug/L** Prep Date: **02/19/2015** Run No: **286408**
SampleType: **MS** TestCode: **TCL VOLATILE ORGANICS SW8260B** BatchID: **203426** Analysis Date: **02/24/2015** Seq No: **6079482**

Analyte	Result	RPT Limit	SPK value	SPK Ref Val	%REC	Low Limit	High Limit	RPD Ref Val	%RPD	RPD Limit	Qual
1,1-Dichloroethene	2584	250	2500		103	60.5	156				
Benzene	2565	250	2500		103	70	135				
Chlorobenzene	2585	250	2500		103	70.5	132				
Toluene	2559	250	2500		102	70.5	137				
Trichloroethene	2686	250	2500	99.93	103	71.8	139				
Surr: 4-Bromofluorobenzene	2366	0	2500		94.6	70.6	123				
Surr: Dibromofluoromethane	2466	0	2500		98.6	78.7	124				
Surr: Toluene-d8	2405	0	2500		96.2	81.3	120				

Sample ID: **1502D22-001AMSD** Client ID: **15043-MW-37D-P** Units: **ug/L** Prep Date: **02/19/2015** Run No: **286408**
SampleType: **MSD** TestCode: **TCL VOLATILE ORGANICS SW8260B** BatchID: **203426** Analysis Date: **02/24/2015** Seq No: **6079793**

Analyte	Result	RPT Limit	SPK value	SPK Ref Val	%REC	Low Limit	High Limit	RPD Ref Val	%RPD	RPD Limit	Qual
1,1-Dichloroethene	2510	250	2500		100	60.5	156	2584	2.91	20	
Benzene	2544	250	2500		102	70	135	2565	0.802	20	

Qualifiers:

>	Greater than Result value	<	Less than Result value	B	Analyte detected in the associated method blank
BRL	Below reporting limit	E	Estimated (value above quantitation range)	H	Holding times for preparation or analysis exceeded
J	Estimated value detected below Reporting Limit	N	Analyte not NELAC certified	R	RPD outside limits due to matrix
Rpt Lim	Reporting Limit	S	Spike Recovery outside limits due to matrix		

Client: Environmental Planning Specialists, Inc.
Project Name: Rheem
Workorder: 1502D22

ANALYTICAL QC SUMMARY REPORT

BatchID: **203426**

Sample ID: **1502D22-001AMSD** Client ID: **15043-MW-37D-P** Units: **ug/L** Prep Date: **02/19/2015** Run No: **286408**
SampleType: **MSD** TestCode: **TCL VOLATILE ORGANICS SW8260B** BatchID: **203426** Analysis Date: **02/24/2015** Seq No: **6079793**

Analyte	Result	RPT Limit	SPK value	SPK Ref Val	%REC	Low Limit	High Limit	RPD Ref Val	%RPD	RPD Limit	Qual
Chlorobenzene	2605	250	2500		104	70.5	132	2585	0.771	20	
Toluene	2530	250	2500		101	70.5	137	2559	1.14	20	
Trichloroethene	2599	250	2500	99.93	100.0	71.8	139	2686	3.29	20	
Surr: 4-Bromofluorobenzene	2344	0	2500		93.7	70.6	123	2366	0	0	
Surr: Dibromofluoromethane	2496	0	2500		99.8	78.7	124	2466	0	0	
Surr: Toluene-d8	2410	0	2500		96.4	81.3	120	2405	0	0	

Qualifiers:

>	Greater than Result value	<	Less than Result value	B	Analyte detected in the associated method blank
BRL	Below reporting limit	E	Estimated (value above quantitation range)	H	Holding times for preparation or analysis exceeded
J	Estimated value detected below Reporting Limit	N	Analyte not NELAC certified	R	RPD outside limits due to matrix
Rpt Lim	Reporting Limit	S	Spike Recovery outside limits due to matrix		

AES

ANALYTICAL ENVIRONMENTAL SERVICES, INC.

May 05, 2015

Justin Vickery
Environmental Planning Specialists, Inc.
1050 Crown Pointe Parkway
Atlanta GA 30338

TEL: (404) 315-9113
FAX: (404) 315-8509

RE: Rheem

Dear Justin Vickery: Order No: 1504P42

Analytical Environmental Services, Inc. received 27 samples on 4/29/2015 4:15:00 PM for the analyses presented in following report.

No problems were encountered during the analyses. Additionally, all results for the associated Quality Control samples were within EPA and/or AES established limits. Any discrepancies associated with the analyses contained herein will be noted and submitted in the form of a project Case Narrative.
AES' certifications are as follows:
-NELAC/Florida Certification number E87582 for analysis of Environmental Water, soil/hazardous waste, and Drinking Water Microbiology, effective 07/01/14-06/30/15.
-AIHA-LAP, LLC Laboratory ID: 100671 for Industrial Hygiene samples (Organics, Inorganics), Environmental Lead (Paint, Soil, Dust Wipes, Air), and Environmental Microbiology (Fungal) Direct Examination, effective until 09/01/15.

These results relate only to the items tested. This report may only be reproduced in full.

If you have any questions regarding these test results, please feel free to call.

Nicole Jessup
Project Manager

3080 Presidential Drive • Atlanta, Georgia 30340 • Tel: 770.457.8177 • Fax: 770.457.8188 • Toll Free: 800.972.4889
www.aesatlanta.com

ANALYTICAL ENVIRONMENTAL SERVICES, INC
3080 Presidential Drive, Atlanta GA 30340-3704
AES TEL.: (770) 457-8177 / TOLL-FREE (800) 972-4889 / FAX: (770) 457-8188

CHAIN OF CUSTODY

Work Order: 1504P42

Date: 4-29-2015 Page 1 of 2

COMPANY: EPS Inc.
ADDRESS: 1050 Crown Pointe Pkway Suite 550 Atlanta, GA 30338
PHONE: 404-315-9113
FAX:
SAMPLED BY: Alex Testoff, Ben Cowie
SIGNATURE: Alex Testoff

ANALYSIS REQUESTED: VOCs

Visit our website www.aesatlanta.com to check on the status of your results, place bottle orders, etc.

#	SAMPLE ID	SAMPLED DATE	SAMPLED TIME	Grab	Composite	Matrix (See codes)	PRESERVATION (See codes) HCL	REMARKS	No # of Containers
1	15119-MW-53A-P	4-29-2015	8:15	X		GW	X		2
2	15119-MW-53B-P		8:20	X		GW	X		2
3	15119-MW-53C-P		8:35	X		GW	X		2
4	15119-MW-49A-P		9:10	X		GW	X		2
5	15119-MW-49B-P		9:15	X		GW	X		2
6	15119-MW-49C-P		9:20	X		GW	X		2
7	15119-MW-48A-P		9:37	X		GW	X		2
8	15119-MW-48B-P		9:42	X		GW	X		2
9	15119-MW-48C-P		9:47	X		GW	X		2
10	15119-MW-50A-P		10:30	X		GW	X		2
11	15119-MW-50B-P		10:35	X		GW	X		2
12	15119-MW-50C-P		10:40	X		GW	X		2
13	15119-MW-51A-P		11:05	X		GW	X		2
14	15119-MW-51B-P	4-29-2015	11:10	X		GW	X		2

RELINQUISHED BY	DATE/TIME	RECEIVED BY	DATE/TIME
1: Alex Testoff	4-29-2015 16:15	1: Latoya Reeves	4/29/15 4:15
2:		2:	
3:		3:	

PROJECT INFORMATION
PROJECT NAME: Rheem
PROJECT #:
SITE ADDRESS: Milledgeville, GA
SEND REPORT TO: atestoff@envplanning.com & jvickery@envplanning.com
INVOICE TO: (IF DIFFERENT FROM ABOVE)
QUOTE #: PO#:

RECEIPT
Total # of Containers: 28

Turnaround Time Request
- ● Standard 5 Business Days
- ○ 2 Business Day Rush
- ○ Next Business Day Rush
- ○ Same Day Rush (auth req.)
- ○ Other

STATE PROGRAM (if any):
E-mail? Y / N; Fax? Y / N
DATA PACKAGE: I II III IV

SPECIAL INSTRUCTIONS/COMMENTS:

SHIPMENT METHOD
OUT / / VIA:
IN / / VIA:
CLIENT FedEx UPS MAIL COURIER GREYHOUND OTHER

SAMPLES RECEIVED AFTER 3PM OR ON SATURDAY ARE CONSIDERED RECEIVED THE NEXT BUSINESS DAY. IF TURNAROUND TIME IS NOT INDICATED, AES WILL PROCEED WITH STANDARD TAT OF SAMPLES. SAMPLES ARE DISPOSED 30 DAYS AFTER REPORT COMPLETION UNLESS OTHER ARRANGEMENTS ARE MADE.

MATRIX CODES: A = Air GW = Groundwater SE = Sediment SO = Soil SW = Surface Water W = Water (Blanks) DW = Drinking Water (Blanks) O = Other (specify) WW = Waste Water
PRESERVATIVE CODES: H+I = Hydrochloric acid + ice I = Ice only N = Nitric acid S+I = Sulfuric acid + ice S/M+I = Sodium Bisulfate/Methanol + ice O = Other (specify) NA = None

White Copy - Original; Yellow Copy - Client

ANALYTICAL ENVIRONMENTAL SERVICES, INC

3080 Presidential Drive, Atlanta GA 30340-3704

AES TEL.: (770) 457-8177 / TOLL-FREE (800) 972-4889 / FAX: (770) 457-8188

CHAIN OF CUSTODY

Work Order: 1504P42

Date: 4-29-2015 Page 2 of 2

COMPANY: EPS Inc.

ADDRESS: 1050 Crown Pointe Pkwy Suite 550 Atlanta, GA 30338

PHONE: 404-315-9113

FAX:

SAMPLED BY: Alex Testoff, Ben Crowe

SIGNATURE: Alex Testoff

ANALYSIS REQUESTED: VOCs

Visit our website www.aesatlanta.com to check on the status of your results, place bottle orders, etc.

PRESERVATION (See codes): HCL

#	SAMPLE ID	SAMPLED DATE	SAMPLED TIME	Grab	Composite	Matrix (See codes)	VOCs	REMARKS	No # of Containers
1	15119-MW-51C-P	4-29-2015	11:15	X		GW	X		2
2	15119-MW-37D-P		13:20	X		GW	X		2
3	15119-MW-37S-P		13:25	X		GW	X		2
4	15119-MW-38S-P		13:30	X		GW	X		2
5	15119-MW-38D-P		13:35	X		GW	X		2
6	15119-MW-39-P		13:40	X		GW	X		2
7	15119-MW-28-P		13:47	X		GW	X		2
8	15119-MW-27-P		13:50	X		GW	X		2
9	15119-Blank-P		13:54	X		W	X		2
10	15119-MW-52A-P		14:10	X		GW	X		2
11	15119-MW-52B-P		14:15	X		GW	X		2
12	15119-MW-52C-P	4-29-2015	14:20	X		GW	X		2
13	Trip Blank					W	X		2
14									

RELINQUISHED BY	DATE/TIME	RECEIVED BY	DATE/TIME
1: Alex Testoff	4-29-2015 16:15	1: Calaya Reeves	4/29/15 4:15
2:		2:	
3:		3:	

PROJECT INFORMATION

PROJECT NAME: Rheem

PROJECT #:

SITE ADDRESS: Milledgeville, GA

SEND REPORT TO: jvickery@envplanning.com & atestoff@envplanning.com

INVOICE TO: (IF DIFFERENT FROM ABOVE)

QUOTE #: PO#:

RECEIPT

Total # of Containers: 26

Turnaround Time Request
- (●) Standard 5 Business Days
- ( ) 2 Business Day Rush
- ( ) Next Business Day Rush
- ( ) Same Day Rush (auth req.)
- ( ) Other

STATE PROGRAM (if any):

E-mail? Y / N; Fax? Y / N

DATA PACKAGE: I II III IV

SPECIAL INSTRUCTIONS/COMMENTS:

SHIPMENT METHOD

OUT / / VIA:

IN / / VIA:

CLIENT FedEx UPS MAIL COURIER GREYHOUND OTHER

SAMPLES RECEIVED AFTER 3PM OR ON SATURDAY ARE CONSIDERED RECEIVED THE NEXT BUSINESS DAY. IF TURNAROUND TIME IS NOT INDICATED, AES WILL PROCEED WITH STANDARD TAT OF SAMPLES. SAMPLES ARE DISPOSED 30 DAYS AFTER REPORT COMPLETION UNLESS OTHER ARRANGEMENTS ARE MADE.

MATRIX CODES: A = Air GW = Groundwater SE = Sediment SO = Soil SW = Surface Water W = Water (Blanks) DW = Drinking Water (Blanks) O = Other (specify) WW = Waste Water

PRESERVATIVE CODES: H+I = Hydrochloric acid + ice I = Ice only N = Nitric acid S+I = Sulfuric acid + ice S/M+I = Sodium Bisulfate/Methanol + ice O = Other (specify) NA = None

White Copy - Original; Yellow Copy - Client

Analytical Environmental Services, Inc

Date: 5-May-15

Client: Environmental Planning Specialists, Inc.
Project: Rheem
Lab ID: 1504P42

Case Narrative

Volatiles Organic Compounds Analysis by Method 8260B:

Due to sample matrix, samples 1504P42-004A, -005A, -007A, -008A,-010A, & -011A required dilution during preparation and/or analysis resulting in elevated reporting limits.

Analytical Environmental Services, Inc

Date: 5-May-15

Client:	Environmental Planning Specialists, Inc.	**Client Sample ID:**	15119-MW-37D-P
Lab Order	1504P42	**Tag Number:**	
Project Name:	Rheem	**Collection Date:**	4/29/2015 1:20:00 PM
Lab ID:	1504P42-016A	**Matrix:**	Groundwater

Analyses	Result	Reporting Limit	Qual	Units	BatchID	Dilution Factor	Date Analyzed	Analyst
TCL VOLATILE ORGANICS SW8260B					**(SW5030B)**			
1,1,1-Trichloroethane	BRL	5.0		ug/L	206678	1	04/30/2015 15:04	NP
1,1,2,2-Tetrachloroethane	BRL	5.0		ug/L	206678	1	04/30/2015 15:04	NP
1,1,2-Trichloroethane	BRL	5.0		ug/L	206678	1	04/30/2015 15:04	NP
1,1-Dichloroethane	BRL	5.0		ug/L	206678	1	04/30/2015 15:04	NP
1,1-Dichloroethene	BRL	5.0		ug/L	206678	1	04/30/2015 15:04	NP
1,2,4-Trichlorobenzene	BRL	5.0		ug/L	206678	1	04/30/2015 15:04	NP
1,2-Dibromo-3-chloropropane	BRL	5.0		ug/L	206678	1	04/30/2015 15:04	NP
1,2-Dibromoethane	BRL	5.0		ug/L	206678	1	04/30/2015 15:04	NP
1,2-Dichlorobenzene	BRL	5.0		ug/L	206678	1	04/30/2015 15:04	NP
1,2-Dichloroethane	BRL	5.0		ug/L	206678	1	04/30/2015 15:04	NP
1,2-Dichloropropane	BRL	5.0		ug/L	206678	1	04/30/2015 15:04	NP
1,3-Dichlorobenzene	BRL	5.0		ug/L	206678	1	04/30/2015 15:04	NP
1,4-Dichlorobenzene	BRL	5.0		ug/L	206678	1	04/30/2015 15:04	NP
2-Butanone	BRL	50		ug/L	206678	1	04/30/2015 15:04	NP
2-Hexanone	BRL	10		ug/L	206678	1	04/30/2015 15:04	NP
4-Methyl-2-pentanone	BRL	10		ug/L	206678	1	04/30/2015 15:04	NP
Acetone	BRL	50		ug/L	206678	1	04/30/2015 15:04	NP
Benzene	BRL	5.0		ug/L	206678	1	04/30/2015 15:04	NP
Bromodichloromethane	BRL	5.0		ug/L	206678	1	04/30/2015 15:04	NP
Bromoform	BRL	5.0		ug/L	206678	1	04/30/2015 15:04	NP
Bromomethane	BRL	5.0		ug/L	206678	1	04/30/2015 15:04	NP
Carbon disulfide	BRL	5.0		ug/L	206678	1	04/30/2015 15:04	NP
Carbon tetrachloride	BRL	5.0		ug/L	206678	1	04/30/2015 15:04	NP
Chlorobenzene	BRL	5.0		ug/L	206678	1	04/30/2015 15:04	NP
Chloroethane	BRL	10		ug/L	206678	1	04/30/2015 15:04	NP
Chloroform	BRL	5.0		ug/L	206678	1	04/30/2015 15:04	NP
Chloromethane	BRL	10		ug/L	206678	1	04/30/2015 15:04	NP
cis-1,2-Dichloroethene	6.7	5.0		ug/L	206678	1	04/30/2015 15:04	NP
cis-1,3-Dichloropropene	BRL	5.0		ug/L	206678	1	04/30/2015 15:04	NP
Cyclohexane	BRL	5.0		ug/L	206678	1	04/30/2015 15:04	NP
Dibromochloromethane	BRL	5.0		ug/L	206678	1	04/30/2015 15:04	NP
Dichlorodifluoromethane	BRL	10		ug/L	206678	1	04/30/2015 15:04	NP
Ethylbenzene	BRL	5.0		ug/L	206678	1	04/30/2015 15:04	NP
Freon-113	BRL	10		ug/L	206678	1	04/30/2015 15:04	NP
Isopropylbenzene	BRL	5.0		ug/L	206678	1	04/30/2015 15:04	NP
m,p-Xylene	BRL	5.0		ug/L	206678	1	04/30/2015 15:04	NP
Methyl acetate	BRL	5.0		ug/L	206678	1	04/30/2015 15:04	NP
Methyl tert-butyl ether	BRL	5.0		ug/L	206678	1	04/30/2015 15:04	NP
Methylcyclohexane	BRL	5.0		ug/L	206678	1	04/30/2015 15:04	NP
Methylene chloride	BRL	5.0		ug/L	206678	1	04/30/2015 15:04	NP

Qualifiers:

*	Value exceeds maximum contaminant level	E	Estimated (value above quantitation range)
BRL	Below reporting limit	S	Spike Recovery outside limits due to matrix
H	Holding times for preparation or analysis exceeded	Narr	See case narrative
N	Analyte not NELAC certified	NC	Not confirmed
B	Analyte detected in the associated method blank	<	Less than Result value
>	Greater than Result value	J	Estimated value detected below Reporting Limit

Analytical Environmental Services, Inc **Date:** 5-May-15

Client:	Environmental Planning Specialists, Inc.	**Client Sample ID:**	15119-MW-37D-P
Lab Order	1504P42	**Tag Number:**	
Project Name:	Rheem	**Collection Date:**	4/29/2015 1:20:00 PM
Lab ID:	1504P42-016A	**Matrix:**	Groundwater

Analyses	Result	Reporting Limit	Qual	Units	BatchID	Dilution Factor	Date Analyzed	Analyst
TCL VOLATILE ORGANICS SW8260B				**(SW5030B)**				
o-Xylene	BRL	5.0		ug/L	206678	1	04/30/2015 15:04	NP
Styrene	BRL	5.0		ug/L	206678	1	04/30/2015 15:04	NP
Tetrachloroethene	BRL	5.0		ug/L	206678	1	04/30/2015 15:04	NP
Toluene	BRL	5.0		ug/L	206678	1	04/30/2015 15:04	NP
trans-1,2-Dichloroethene	BRL	5.0		ug/L	206678	1	04/30/2015 15:04	NP
trans-1,3-Dichloropropene	BRL	5.0		ug/L	206678	1	04/30/2015 15:04	NP
Trichloroethene	61	5.0		ug/L	206678	1	04/30/2015 15:04	NP
Trichlorofluoromethane	BRL	5.0		ug/L	206678	1	04/30/2015 15:04	NP
Vinyl chloride	BRL	2.0		ug/L	206678	1	04/30/2015 15:04	NP
Surr: 4-Bromofluorobenzene	92	70.6-123		%REC	206678	1	04/30/2015 15:04	NP
Surr: Dibromofluoromethane	110	78.7-124		%REC	206678	1	04/30/2015 15:04	NP
Surr: Toluene-d8	103	81.3-120		%REC	206678	1	04/30/2015 15:04	NP

Qualifiers:

*	Value exceeds maximum contaminant level	E	Estimated (value above quantitation range)
BRL	Below reporting limit	S	Spike Recovery outside limits due to matrix
H	Holding times for preparation or analysis exceeded	Narr	See case narrative
N	Analyte not NELAC certified	NC	Not confirmed
B	Analyte detected in the associated method blank	<	Less than Result value
>	Greater than Result value	J	Estimated value detected below Reporting Limit

Analytical Environmental Services, Inc

Date: 5-May-15

Client:	Environmental Planning Specialists, Inc.	**Client Sample ID:**	15119-MW-37S-P
Lab Order	1504P42	**Tag Number:**	
Project Name:	Rheem	**Collection Date:**	4/29/2015 1:25:00 PM
Lab ID:	1504P42-017A	**Matrix:**	Groundwater

Analyses	Result	Reporting Limit	Qual	Units	BatchID	Dilution Factor	Date Analyzed	Analyst
TCL VOLATILE ORGANICS SW8260B					**(SW5030B)**			
1,1,1-Trichloroethane	BRL	5.0		ug/L	206678	1	04/30/2015 15:52	NP
1,1,2,2-Tetrachloroethane	BRL	5.0		ug/L	206678	1	04/30/2015 15:52	NP
1,1,2-Trichloroethane	BRL	5.0		ug/L	206678	1	04/30/2015 15:52	NP
1,1-Dichloroethane	BRL	5.0		ug/L	206678	1	04/30/2015 15:52	NP
1,1-Dichloroethene	BRL	5.0		ug/L	206678	1	04/30/2015 15:52	NP
1,2,4-Trichlorobenzene	BRL	5.0		ug/L	206678	1	04/30/2015 15:52	NP
1,2-Dibromo-3-chloropropane	BRL	5.0		ug/L	206678	1	04/30/2015 15:52	NP
1,2-Dibromoethane	BRL	5.0		ug/L	206678	1	04/30/2015 15:52	NP
1,2-Dichlorobenzene	BRL	5.0		ug/L	206678	1	04/30/2015 15:52	NP
1,2-Dichloroethane	BRL	5.0		ug/L	206678	1	04/30/2015 15:52	NP
1,2-Dichloropropane	BRL	5.0		ug/L	206678	1	04/30/2015 15:52	NP
1,3-Dichlorobenzene	BRL	5.0		ug/L	206678	1	04/30/2015 15:52	NP
1,4-Dichlorobenzene	BRL	5.0		ug/L	206678	1	04/30/2015 15:52	NP
2-Butanone	BRL	50		ug/L	206678	1	04/30/2015 15:52	NP
2-Hexanone	BRL	10		ug/L	206678	1	04/30/2015 15:52	NP
4-Methyl-2-pentanone	BRL	10		ug/L	206678	1	04/30/2015 15:52	NP
Acetone	BRL	50		ug/L	206678	1	04/30/2015 15:52	NP
Benzene	BRL	5.0		ug/L	206678	1	04/30/2015 15:52	NP
Bromodichloromethane	BRL	5.0		ug/L	206678	1	04/30/2015 15:52	NP
Bromoform	BRL	5.0		ug/L	206678	1	04/30/2015 15:52	NP
Bromomethane	BRL	5.0		ug/L	206678	1	04/30/2015 15:52	NP
Carbon disulfide	BRL	5.0		ug/L	206678	1	04/30/2015 15:52	NP
Carbon tetrachloride	BRL	5.0		ug/L	206678	1	04/30/2015 15:52	NP
Chlorobenzene	BRL	5.0		ug/L	206678	1	04/30/2015 15:52	NP
Chloroethane	BRL	10		ug/L	206678	1	04/30/2015 15:52	NP
Chloroform	BRL	5.0		ug/L	206678	1	04/30/2015 15:52	NP
Chloromethane	BRL	10		ug/L	206678	1	04/30/2015 15:52	NP
cis-1,2-Dichloroethene	BRL	5.0		ug/L	206678	1	04/30/2015 15:52	NP
cis-1,3-Dichloropropene	BRL	5.0		ug/L	206678	1	04/30/2015 15:52	NP
Cyclohexane	BRL	5.0		ug/L	206678	1	04/30/2015 15:52	NP
Dibromochloromethane	BRL	5.0		ug/L	206678	1	04/30/2015 15:52	NP
Dichlorodifluoromethane	BRL	10		ug/L	206678	1	04/30/2015 15:52	NP
Ethylbenzene	BRL	5.0		ug/L	206678	1	04/30/2015 15:52	NP
Freon-113	BRL	10		ug/L	206678	1	04/30/2015 15:52	NP
Isopropylbenzene	BRL	5.0		ug/L	206678	1	04/30/2015 15:52	NP
m,p-Xylene	BRL	5.0		ug/L	206678	1	04/30/2015 15:52	NP
Methyl acetate	BRL	5.0		ug/L	206678	1	04/30/2015 15:52	NP
Methyl tert-butyl ether	BRL	5.0		ug/L	206678	1	04/30/2015 15:52	NP
Methylcyclohexane	BRL	5.0		ug/L	206678	1	04/30/2015 15:52	NP
Methylene chloride	BRL	5.0		ug/L	206678	1	04/30/2015 15:52	NP

Qualifiers:

*	Value exceeds maximum contaminant level	E	Estimated (value above quantitation range)
BRL	Below reporting limit	S	Spike Recovery outside limits due to matrix
H	Holding times for preparation or analysis exceeded	Narr	See case narrative
N	Analyte not NELAC certified	NC	Not confirmed
B	Analyte detected in the associated method blank	<	Less than Result value
>	Greater than Result value	J	Estimated value detected below Reporting Limit

Analytical Environmental Services, Inc

Date: 5-May-15

Client:	Environmental Planning Specialists, Inc.	**Client Sample ID:**	15119-MW-37S-P
Lab Order	1504P42	**Tag Number:**	
Project Name:	Rheem	**Collection Date:**	4/29/2015 1:25:00 PM
Lab ID:	1504P42-017A	**Matrix:**	Groundwater

Analyses	Result	Reporting Limit	Qual	Units	BatchID	Dilution Factor	Date Analyzed	Analyst
TCL VOLATILE ORGANICS SW8260B				**(SW5030B)**				
o-Xylene	BRL	5.0		ug/L	206678	1	04/30/2015 15:52	NP
Styrene	BRL	5.0		ug/L	206678	1	04/30/2015 15:52	NP
Tetrachloroethene	BRL	5.0		ug/L	206678	1	04/30/2015 15:52	NP
Toluene	BRL	5.0		ug/L	206678	1	04/30/2015 15:52	NP
trans-1,2-Dichloroethene	BRL	5.0		ug/L	206678	1	04/30/2015 15:52	NP
trans-1,3-Dichloropropene	BRL	5.0		ug/L	206678	1	04/30/2015 15:52	NP
Trichloroethene	BRL	5.0		ug/L	206678	1	04/30/2015 15:52	NP
Trichlorofluoromethane	BRL	5.0		ug/L	206678	1	04/30/2015 15:52	NP
Vinyl chloride	BRL	2.0		ug/L	206678	1	04/30/2015 15:52	NP
Surr: 4-Bromofluorobenzene	92.2	70.6-123		%REC	206678	1	04/30/2015 15:52	NP
Surr: Dibromofluoromethane	110	78.7-124		%REC	206678	1	04/30/2015 15:52	NP
Surr: Toluene-d8	101	81.3-120		%REC	206678	1	04/30/2015 15:52	NP

Qualifiers:

*	Value exceeds maximum contaminant level	E	Estimated (value above quantitation range)
BRL	Below reporting limit	S	Spike Recovery outside limits due to matrix
H	Holding times for preparation or analysis exceeded	Narr	See case narrative
N	Analyte not NELAC certified	NC	Not confirmed
B	Analyte detected in the associated method blank	<	Less than Result value
>	Greater than Result value	J	Estimated value detected below Reporting Limit

Analytical Environmental Services, Inc

Date: 5-May-15

Client:	Environmental Planning Specialists, Inc.	**Client Sample ID:**	15119-MW-38S-P
Lab Order	1504P42	**Tag Number:**	
Project Name:	Rheem	**Collection Date:**	4/29/2015 1:30:00 PM
Lab ID:	1504P42-018A	**Matrix:**	Groundwater

Analyses	Result	Reporting Limit	Qual	Units	BatchID	Dilution Factor	Date Analyzed	Analyst
TCL VOLATILE ORGANICS SW8260B					**(SW5030B)**			
1,1,1-Trichloroethane	BRL	5.0		ug/L	206678	1	04/30/2015 21:39	NP
1,1,2,2-Tetrachloroethane	BRL	5.0		ug/L	206678	1	04/30/2015 21:39	NP
1,1,2-Trichloroethane	BRL	5.0		ug/L	206678	1	04/30/2015 21:39	NP
1,1-Dichloroethane	BRL	5.0		ug/L	206678	1	04/30/2015 21:39	NP
1,1-Dichloroethene	BRL	5.0		ug/L	206678	1	04/30/2015 21:39	NP
1,2,4-Trichlorobenzene	BRL	5.0		ug/L	206678	1	04/30/2015 21:39	NP
1,2-Dibromo-3-chloropropane	BRL	5.0		ug/L	206678	1	04/30/2015 21:39	NP
1,2-Dibromoethane	BRL	5.0		ug/L	206678	1	04/30/2015 21:39	NP
1,2-Dichlorobenzene	BRL	5.0		ug/L	206678	1	04/30/2015 21:39	NP
1,2-Dichloroethane	BRL	5.0		ug/L	206678	1	04/30/2015 21:39	NP
1,2-Dichloropropane	BRL	5.0		ug/L	206678	1	04/30/2015 21:39	NP
1,3-Dichlorobenzene	BRL	5.0		ug/L	206678	1	04/30/2015 21:39	NP
1,4-Dichlorobenzene	BRL	5.0		ug/L	206678	1	04/30/2015 21:39	NP
2-Butanone	BRL	50		ug/L	206678	1	04/30/2015 21:39	NP
2-Hexanone	BRL	10		ug/L	206678	1	04/30/2015 21:39	NP
4-Methyl-2-pentanone	BRL	10		ug/L	206678	1	04/30/2015 21:39	NP
Acetone	BRL	50		ug/L	206678	1	04/30/2015 21:39	NP
Benzene	BRL	5.0		ug/L	206678	1	04/30/2015 21:39	NP
Bromodichloromethane	BRL	5.0		ug/L	206678	1	04/30/2015 21:39	NP
Bromoform	BRL	5.0		ug/L	206678	1	04/30/2015 21:39	NP
Bromomethane	BRL	5.0		ug/L	206678	1	04/30/2015 21:39	NP
Carbon disulfide	BRL	5.0		ug/L	206678	1	04/30/2015 21:39	NP
Carbon tetrachloride	BRL	5.0		ug/L	206678	1	04/30/2015 21:39	NP
Chlorobenzene	BRL	5.0		ug/L	206678	1	04/30/2015 21:39	NP
Chloroethane	BRL	10		ug/L	206678	1	04/30/2015 21:39	NP
Chloroform	BRL	5.0		ug/L	206678	1	04/30/2015 21:39	NP
Chloromethane	BRL	10		ug/L	206678	1	04/30/2015 21:39	NP
cis-1,2-Dichloroethene	BRL	5.0		ug/L	206678	1	04/30/2015 21:39	NP
cis-1,3-Dichloropropene	BRL	5.0		ug/L	206678	1	04/30/2015 21:39	NP
Cyclohexane	BRL	5.0		ug/L	206678	1	04/30/2015 21:39	NP
Dibromochloromethane	BRL	5.0		ug/L	206678	1	04/30/2015 21:39	NP
Dichlorodifluoromethane	BRL	10		ug/L	206678	1	04/30/2015 21:39	NP
Ethylbenzene	BRL	5.0		ug/L	206678	1	04/30/2015 21:39	NP
Freon-113	BRL	10		ug/L	206678	1	04/30/2015 21:39	NP
Isopropylbenzene	BRL	5.0		ug/L	206678	1	04/30/2015 21:39	NP
m,p-Xylene	BRL	5.0		ug/L	206678	1	04/30/2015 21:39	NP
Methyl acetate	BRL	5.0		ug/L	206678	1	04/30/2015 21:39	NP
Methyl tert-butyl ether	BRL	5.0		ug/L	206678	1	04/30/2015 21:39	NP
Methylcyclohexane	BRL	5.0		ug/L	206678	1	04/30/2015 21:39	NP
Methylene chloride	BRL	5.0		ug/L	206678	1	04/30/2015 21:39	NP

Qualifiers:

*	Value exceeds maximum contaminant level	E	Estimated (value above quantitation range)
BRL	Below reporting limit	S	Spike Recovery outside limits due to matrix
H	Holding times for preparation or analysis exceeded	Narr	See case narrative
N	Analyte not NELAC certified	NC	Not confirmed
B	Analyte detected in the associated method blank	<	Less than Result value
>	Greater than Result value	J	Estimated value detected below Reporting Limit

Analytical Environmental Services, Inc

Date: 5-May-15

Client:	Environmental Planning Specialists, Inc.	**Client Sample ID:**	15119-MW-38S-P
Lab Order	1504P42	**Tag Number:**	
Project Name:	Rheem	**Collection Date:**	4/29/2015 1:30:00 PM
Lab ID:	1504P42-018A	**Matrix:**	Groundwater

Analyses	Result	Reporting Limit	Qual	Units	BatchID	Dilution Factor	Date Analyzed	Analyst
TCL VOLATILE ORGANICS SW8260B				**(SW5030B)**				
o-Xylene	BRL	5.0		ug/L	206678	1	04/30/2015 21:39	NP
Styrene	BRL	5.0		ug/L	206678	1	04/30/2015 21:39	NP
Tetrachloroethene	BRL	5.0		ug/L	206678	1	04/30/2015 21:39	NP
Toluene	BRL	5.0		ug/L	206678	1	04/30/2015 21:39	NP
trans-1,2-Dichloroethene	BRL	5.0		ug/L	206678	1	04/30/2015 21:39	NP
trans-1,3-Dichloropropene	BRL	5.0		ug/L	206678	1	04/30/2015 21:39	NP
Trichloroethene	BRL	5.0		ug/L	206678	1	04/30/2015 21:39	NP
Trichlorofluoromethane	BRL	5.0		ug/L	206678	1	04/30/2015 21:39	NP
Vinyl chloride	BRL	2.0		ug/L	206678	1	04/30/2015 21:39	NP
Surr: 4-Bromofluorobenzene	92.5	70.6-123		%REC	206678	1	04/30/2015 21:39	NP
Surr: Dibromofluoromethane	111	78.7-124		%REC	206678	1	04/30/2015 21:39	NP
Surr: Toluene-d8	102	81.3-120		%REC	206678	1	04/30/2015 21:39	NP

Qualifiers:

*	Value exceeds maximum contaminant level	E	Estimated (value above quantitation range)
BRL	Below reporting limit	S	Spike Recovery outside limits due to matrix
H	Holding times for preparation or analysis exceeded	Narr	See case narrative
N	Analyte not NELAC certified	NC	Not confirmed
B	Analyte detected in the associated method blank	<	Less than Result value
>	Greater than Result value	J	Estimated value detected below Reporting Limit

Analytical Environmental Services, Inc

Date: 5-May-15

Client:	Environmental Planning Specialists, Inc.	**Client Sample ID:**	15119-MW-38D-P
Lab Order	1504P42	**Tag Number:**	
Project Name:	Rheem	**Collection Date:**	4/29/2015 1:35:00 PM
Lab ID:	1504P42-019A	**Matrix:**	Groundwater

Analyses	Result	Reporting Limit	Qual	Units	BatchID	Dilution Factor	Date Analyzed	Analyst
TCL VOLATILE ORGANICS SW8260B					**(SW5030B)**			
1,1,1-Trichloroethane	BRL	5.0		ug/L	206678	1	04/30/2015 22:03	NP
1,1,2,2-Tetrachloroethane	BRL	5.0		ug/L	206678	1	04/30/2015 22:03	NP
1,1,2-Trichloroethane	BRL	5.0		ug/L	206678	1	04/30/2015 22:03	NP
1,1-Dichloroethane	BRL	5.0		ug/L	206678	1	04/30/2015 22:03	NP
1,1-Dichloroethene	BRL	5.0		ug/L	206678	1	04/30/2015 22:03	NP
1,2,4-Trichlorobenzene	BRL	5.0		ug/L	206678	1	04/30/2015 22:03	NP
1,2-Dibromo-3-chloropropane	BRL	5.0		ug/L	206678	1	04/30/2015 22:03	NP
1,2-Dibromoethane	BRL	5.0		ug/L	206678	1	04/30/2015 22:03	NP
1,2-Dichlorobenzene	BRL	5.0		ug/L	206678	1	04/30/2015 22:03	NP
1,2-Dichloroethane	BRL	5.0		ug/L	206678	1	04/30/2015 22:03	NP
1,2-Dichloropropane	BRL	5.0		ug/L	206678	1	04/30/2015 22:03	NP
1,3-Dichlorobenzene	BRL	5.0		ug/L	206678	1	04/30/2015 22:03	NP
1,4-Dichlorobenzene	BRL	5.0		ug/L	206678	1	04/30/2015 22:03	NP
2-Butanone	BRL	50		ug/L	206678	1	04/30/2015 22:03	NP
2-Hexanone	BRL	10		ug/L	206678	1	04/30/2015 22:03	NP
4-Methyl-2-pentanone	BRL	10		ug/L	206678	1	04/30/2015 22:03	NP
Acetone	160	50		ug/L	206678	1	04/30/2015 22:03	NP
Benzene	BRL	5.0		ug/L	206678	1	04/30/2015 22:03	NP
Bromodichloromethane	BRL	5.0		ug/L	206678	1	04/30/2015 22:03	NP
Bromoform	BRL	5.0		ug/L	206678	1	04/30/2015 22:03	NP
Bromomethane	BRL	5.0		ug/L	206678	1	04/30/2015 22:03	NP
Carbon disulfide	BRL	5.0		ug/L	206678	1	04/30/2015 22:03	NP
Carbon tetrachloride	BRL	5.0		ug/L	206678	1	04/30/2015 22:03	NP
Chlorobenzene	BRL	5.0		ug/L	206678	1	04/30/2015 22:03	NP
Chloroethane	BRL	10		ug/L	206678	1	04/30/2015 22:03	NP
Chloroform	BRL	5.0		ug/L	206678	1	04/30/2015 22:03	NP
Chloromethane	BRL	10		ug/L	206678	1	04/30/2015 22:03	NP
cis-1,2-Dichloroethene	BRL	5.0		ug/L	206678	1	04/30/2015 22:03	NP
cis-1,3-Dichloropropene	BRL	5.0		ug/L	206678	1	04/30/2015 22:03	NP
Cyclohexane	BRL	5.0		ug/L	206678	1	04/30/2015 22:03	NP
Dibromochloromethane	BRL	5.0		ug/L	206678	1	04/30/2015 22:03	NP
Dichlorodifluoromethane	BRL	10		ug/L	206678	1	04/30/2015 22:03	NP
Ethylbenzene	BRL	5.0		ug/L	206678	1	04/30/2015 22:03	NP
Freon-113	BRL	10		ug/L	206678	1	04/30/2015 22:03	NP
Isopropylbenzene	BRL	5.0		ug/L	206678	1	04/30/2015 22:03	NP
m,p-Xylene	BRL	5.0		ug/L	206678	1	04/30/2015 22:03	NP
Methyl acetate	BRL	5.0		ug/L	206678	1	04/30/2015 22:03	NP
Methyl tert-butyl ether	BRL	5.0		ug/L	206678	1	04/30/2015 22:03	NP
Methylcyclohexane	BRL	5.0		ug/L	206678	1	04/30/2015 22:03	NP
Methylene chloride	BRL	5.0		ug/L	206678	1	04/30/2015 22:03	NP

Qualifiers:

*	Value exceeds maximum contaminant level	E	Estimated (value above quantitation range)
BRL	Below reporting limit	S	Spike Recovery outside limits due to matrix
H	Holding times for preparation or analysis exceeded	Narr	See case narrative
N	Analyte not NELAC certified	NC	Not confirmed
B	Analyte detected in the associated method blank	<	Less than Result value
>	Greater than Result value	J	Estimated value detected below Reporting Limit

Analytical Environmental Services, Inc

Date: 5-May-15

Client:	Environmental Planning Specialists, Inc.	**Client Sample ID:**	15119-MW-38D-P
Lab Order	1504P42	**Tag Number:**	
Project Name:	Rheem	**Collection Date:**	4/29/2015 1:35:00 PM
Lab ID:	1504P42-019A	**Matrix:**	Groundwater

Analyses	Result	Reporting Limit	Qual	Units	BatchID	Dilution Factor	Date Analyzed	Analyst
TCL VOLATILE ORGANICS SW8260B				**(SW5030B)**				
o-Xylene	BRL	5.0		ug/L	206678	1	04/30/2015 22:03	NP
Styrene	BRL	5.0		ug/L	206678	1	04/30/2015 22:03	NP
Tetrachloroethene	BRL	5.0		ug/L	206678	1	04/30/2015 22:03	NP
Toluene	BRL	5.0		ug/L	206678	1	04/30/2015 22:03	NP
trans-1,2-Dichloroethene	BRL	5.0		ug/L	206678	1	04/30/2015 22:03	NP
trans-1,3-Dichloropropene	BRL	5.0		ug/L	206678	1	04/30/2015 22:03	NP
Trichloroethene	7.3	5.0		ug/L	206678	1	04/30/2015 22:03	NP
Trichlorofluoromethane	BRL	5.0		ug/L	206678	1	04/30/2015 22:03	NP
Vinyl chloride	BRL	2.0		ug/L	206678	1	04/30/2015 22:03	NP
Surr: 4-Bromofluorobenzene	93.7	70.6-123		%REC	206678	1	04/30/2015 22:03	NP
Surr: Dibromofluoromethane	115	78.7-124		%REC	206678	1	04/30/2015 22:03	NP
Surr: Toluene-d8	103	81.3-120		%REC	206678	1	04/30/2015 22:03	NP

Qualifiers:

*	Value exceeds maximum contaminant level	E	Estimated (value above quantitation range)
BRL	Below reporting limit	S	Spike Recovery outside limits due to matrix
H	Holding times for preparation or analysis exceeded	Narr	See case narrative
N	Analyte not NELAC certified	NC	Not confirmed
B	Analyte detected in the associated method blank	<	Less than Result value
>	Greater than Result value	J	Estimated value detected below Reporting Limit

Analytical Environmental Services, Inc

Date: 5-May-15

Client:	Environmental Planning Specialists, Inc.	**Client Sample ID:**	15119-MW-39-P
Lab Order	1504P42	**Tag Number:**	
Project Name:	Rheem	**Collection Date:**	4/29/2015 1:40:00 PM
Lab ID:	1504P42-020A	**Matrix:**	Groundwater

Analyses	Result	Reporting Limit	Qual	Units	BatchID	Dilution Factor	Date Analyzed	Analyst
TCL VOLATILE ORGANICS SW8260B					**(SW5030B)**			
1,1,1-Trichloroethane	BRL	5.0		ug/L	206678	1	04/30/2015 22:27	NP
1,1,2,2-Tetrachloroethane	BRL	5.0		ug/L	206678	1	04/30/2015 22:27	NP
1,1,2-Trichloroethane	BRL	5.0		ug/L	206678	1	04/30/2015 22:27	NP
1,1-Dichloroethane	BRL	5.0		ug/L	206678	1	04/30/2015 22:27	NP
1,1-Dichloroethene	BRL	5.0		ug/L	206678	1	04/30/2015 22:27	NP
1,2,4-Trichlorobenzene	BRL	5.0		ug/L	206678	1	04/30/2015 22:27	NP
1,2-Dibromo-3-chloropropane	BRL	5.0		ug/L	206678	1	04/30/2015 22:27	NP
1,2-Dibromoethane	BRL	5.0		ug/L	206678	1	04/30/2015 22:27	NP
1,2-Dichlorobenzene	BRL	5.0		ug/L	206678	1	04/30/2015 22:27	NP
1,2-Dichloroethane	BRL	5.0		ug/L	206678	1	04/30/2015 22:27	NP
1,2-Dichloropropane	BRL	5.0		ug/L	206678	1	04/30/2015 22:27	NP
1,3-Dichlorobenzene	BRL	5.0		ug/L	206678	1	04/30/2015 22:27	NP
1,4-Dichlorobenzene	BRL	5.0		ug/L	206678	1	04/30/2015 22:27	NP
2-Butanone	BRL	50		ug/L	206678	1	04/30/2015 22:27	NP
2-Hexanone	BRL	10		ug/L	206678	1	04/30/2015 22:27	NP
4-Methyl-2-pentanone	BRL	10		ug/L	206678	1	04/30/2015 22:27	NP
Acetone	BRL	50		ug/L	206678	1	04/30/2015 22:27	NP
Benzene	BRL	5.0		ug/L	206678	1	04/30/2015 22:27	NP
Bromodichloromethane	BRL	5.0		ug/L	206678	1	04/30/2015 22:27	NP
Bromoform	BRL	5.0		ug/L	206678	1	04/30/2015 22:27	NP
Bromomethane	BRL	5.0		ug/L	206678	1	04/30/2015 22:27	NP
Carbon disulfide	BRL	5.0		ug/L	206678	1	04/30/2015 22:27	NP
Carbon tetrachloride	BRL	5.0		ug/L	206678	1	04/30/2015 22:27	NP
Chlorobenzene	BRL	5.0		ug/L	206678	1	04/30/2015 22:27	NP
Chloroethane	BRL	10		ug/L	206678	1	04/30/2015 22:27	NP
Chloroform	BRL	5.0		ug/L	206678	1	04/30/2015 22:27	NP
Chloromethane	BRL	10		ug/L	206678	1	04/30/2015 22:27	NP
cis-1,2-Dichloroethene	BRL	5.0		ug/L	206678	1	04/30/2015 22:27	NP
cis-1,3-Dichloropropene	BRL	5.0		ug/L	206678	1	04/30/2015 22:27	NP
Cyclohexane	BRL	5.0		ug/L	206678	1	04/30/2015 22:27	NP
Dibromochloromethane	BRL	5.0		ug/L	206678	1	04/30/2015 22:27	NP
Dichlorodifluoromethane	BRL	10		ug/L	206678	1	04/30/2015 22:27	NP
Ethylbenzene	BRL	5.0		ug/L	206678	1	04/30/2015 22:27	NP
Freon-113	BRL	10		ug/L	206678	1	04/30/2015 22:27	NP
Isopropylbenzene	BRL	5.0		ug/L	206678	1	04/30/2015 22:27	NP
m,p-Xylene	BRL	5.0		ug/L	206678	1	04/30/2015 22:27	NP
Methyl acetate	BRL	5.0		ug/L	206678	1	04/30/2015 22:27	NP
Methyl tert-butyl ether	BRL	5.0		ug/L	206678	1	04/30/2015 22:27	NP
Methylcyclohexane	BRL	5.0		ug/L	206678	1	04/30/2015 22:27	NP
Methylene chloride	BRL	5.0		ug/L	206678	1	04/30/2015 22:27	NP

Qualifiers:

*	Value exceeds maximum contaminant level	E	Estimated (value above quantitation range)
BRL	Below reporting limit	S	Spike Recovery outside limits due to matrix
H	Holding times for preparation or analysis exceeded	Narr	See case narrative
N	Analyte not NELAC certified	NC	Not confirmed
B	Analyte detected in the associated method blank	<	Less than Result value
>	Greater than Result value	J	Estimated value detected below Reporting Limit

Analytical Environmental Services, Inc

Date: 5-May-15

Client:	Environmental Planning Specialists, Inc.	**Client Sample ID:**	15119-MW-39-P
Lab Order	1504P42	**Tag Number:**	
Project Name:	Rheem	**Collection Date:**	4/29/2015 1:40:00 PM
Lab ID:	1504P42-020A	**Matrix:**	Groundwater

Analyses	Result	Reporting Limit	Qual	Units	BatchID	Dilution Factor	Date Analyzed	Analyst
TCL VOLATILE ORGANICS SW8260B					**(SW5030B)**			
o-Xylene	BRL	5.0		ug/L	206678	1	04/30/2015 22:27	NP
Styrene	BRL	5.0		ug/L	206678	1	04/30/2015 22:27	NP
Tetrachloroethene	BRL	5.0		ug/L	206678	1	04/30/2015 22:27	NP
Toluene	BRL	5.0		ug/L	206678	1	04/30/2015 22:27	NP
trans-1,2-Dichloroethene	BRL	5.0		ug/L	206678	1	04/30/2015 22:27	NP
trans-1,3-Dichloropropene	BRL	5.0		ug/L	206678	1	04/30/2015 22:27	NP
Trichloroethene	BRL	5.0		ug/L	206678	1	04/30/2015 22:27	NP
Trichlorofluoromethane	BRL	5.0		ug/L	206678	1	04/30/2015 22:27	NP
Vinyl chloride	BRL	2.0		ug/L	206678	1	04/30/2015 22:27	NP
Surr: 4-Bromofluorobenzene	91.4	70.6-123		%REC	206678	1	04/30/2015 22:27	NP
Surr: Dibromofluoromethane	114	78.7-124		%REC	206678	1	04/30/2015 22:27	NP
Surr: Toluene-d8	101	81.3-120		%REC	206678	1	04/30/2015 22:27	NP

Qualifiers:

*	Value exceeds maximum contaminant level	E	Estimated (value above quantitation range)
BRL	Below reporting limit	S	Spike Recovery outside limits due to matrix
H	Holding times for preparation or analysis exceeded	Narr	See case narrative
N	Analyte not NELAC certified	NC	Not confirmed
B	Analyte detected in the associated method blank	<	Less than Result value
>	Greater than Result value	J	Estimated value detected below Reporting Limit

Analytical Environmental Services, Inc **Date:** 5-May-15

Client:	Environmental Planning Specialists, Inc.	**Client Sample ID:**	15119-MW-28-P
Lab Order	1504P42	**Tag Number:**	
Project Name:	Rheem	**Collection Date:**	4/29/2015 1:47:00 PM
Lab ID:	1504P42-021A	**Matrix:**	Groundwater

Analyses	Result	Reporting Limit	Qual	Units	BatchID	Dilution Factor	Date Analyzed	Analyst
TCL VOLATILE ORGANICS SW8260B					**(SW5030B)**			
1,1,1-Trichloroethane	BRL	5.0		ug/L	206677	1	04/30/2015 18:16	TH
1,1,2,2-Tetrachloroethane	BRL	5.0		ug/L	206677	1	04/30/2015 18:16	TH
1,1,2-Trichloroethane	BRL	5.0		ug/L	206677	1	04/30/2015 18:16	TH
1,1-Dichloroethane	BRL	5.0		ug/L	206677	1	04/30/2015 18:16	TH
1,1-Dichloroethene	BRL	5.0		ug/L	206677	1	04/30/2015 18:16	TH
1,2,4-Trichlorobenzene	BRL	5.0		ug/L	206677	1	04/30/2015 18:16	TH
1,2-Dibromo-3-chloropropane	BRL	5.0		ug/L	206677	1	04/30/2015 18:16	TH
1,2-Dibromoethane	BRL	5.0		ug/L	206677	1	04/30/2015 18:16	TH
1,2-Dichlorobenzene	BRL	5.0		ug/L	206677	1	04/30/2015 18:16	TH
1,2-Dichloroethane	BRL	5.0		ug/L	206677	1	04/30/2015 18:16	TH
1,2-Dichloropropane	BRL	5.0		ug/L	206677	1	04/30/2015 18:16	TH
1,3-Dichlorobenzene	BRL	5.0		ug/L	206677	1	04/30/2015 18:16	TH
1,4-Dichlorobenzene	BRL	5.0		ug/L	206677	1	04/30/2015 18:16	TH
2-Butanone	54	50		ug/L	206677	1	04/30/2015 18:16	TH
2-Hexanone	BRL	10		ug/L	206677	1	04/30/2015 18:16	TH
4-Methyl-2-pentanone	BRL	10		ug/L	206677	1	04/30/2015 18:16	TH
Acetone	310	200		ug/L	206677	10	05/01/2015 22:05	CG
Benzene	BRL	5.0		ug/L	206677	1	04/30/2015 18:16	TH
Bromodichloromethane	BRL	5.0		ug/L	206677	1	04/30/2015 18:16	TH
Bromoform	BRL	5.0		ug/L	206677	1	04/30/2015 18:16	TH
Bromomethane	BRL	5.0		ug/L	206677	1	04/30/2015 18:16	TH
Carbon disulfide	BRL	5.0		ug/L	206677	1	04/30/2015 18:16	TH
Carbon tetrachloride	BRL	5.0		ug/L	206677	1	04/30/2015 18:16	TH
Chlorobenzene	BRL	5.0		ug/L	206677	1	04/30/2015 18:16	TH
Chloroethane	BRL	10		ug/L	206677	1	04/30/2015 18:16	TH
Chloroform	BRL	5.0		ug/L	206677	1	04/30/2015 18:16	TH
Chloromethane	BRL	10		ug/L	206677	1	04/30/2015 18:16	TH
cis-1,2-Dichloroethene	BRL	5.0		ug/L	206677	1	04/30/2015 18:16	TH
cis-1,3-Dichloropropene	BRL	5.0		ug/L	206677	1	04/30/2015 18:16	TH
Cyclohexane	BRL	5.0		ug/L	206677	1	04/30/2015 18:16	TH
Dibromochloromethane	BRL	5.0		ug/L	206677	1	04/30/2015 18:16	TH
Dichlorodifluoromethane	BRL	10		ug/L	206677	1	04/30/2015 18:16	TH
Ethylbenzene	BRL	5.0		ug/L	206677	1	04/30/2015 18:16	TH
Freon-113	BRL	10		ug/L	206677	1	04/30/2015 18:16	TH
Isopropylbenzene	BRL	5.0		ug/L	206677	1	04/30/2015 18:16	TH
m,p-Xylene	BRL	5.0		ug/L	206677	1	04/30/2015 18:16	TH
Methyl acetate	BRL	5.0		ug/L	206677	1	04/30/2015 18:16	TH
Methyl tert-butyl ether	BRL	5.0		ug/L	206677	1	04/30/2015 18:16	TH
Methylcyclohexane	BRL	5.0		ug/L	206677	1	04/30/2015 18:16	TH
Methylene chloride	BRL	5.0		ug/L	206677	1	04/30/2015 18:16	TH

Qualifiers:

*	Value exceeds maximum contaminant level	E	Estimated (value above quantitation range)
BRL	Below reporting limit	S	Spike Recovery outside limits due to matrix
H	Holding times for preparation or analysis exceeded	Narr	See case narrative
N	Analyte not NELAC certified	NC	Not confirmed
B	Analyte detected in the associated method blank	<	Less than Result value
>	Greater than Result value	J	Estimated value detected below Reporting Limit

Analytical Environmental Services, Inc **Date:** 5-May-15

Client:	Environmental Planning Specialists, Inc.	**Client Sample ID:**	15119-MW-28-P
Lab Order	1504P42	**Tag Number:**	
Project Name:	Rheem	**Collection Date:**	4/29/2015 1:47:00 PM
Lab ID:	1504P42-021A	**Matrix:**	Groundwater

Analyses	Result	Reporting Limit	Qual	Units	BatchID	Dilution Factor	Date Analyzed	Analyst
TCL VOLATILE ORGANICS SW8260B				**(SW5030B)**				
o-Xylene	BRL	5.0		ug/L	206677	1	04/30/2015 18:16	TH
Styrene	BRL	5.0		ug/L	206677	1	04/30/2015 18:16	TH
Tetrachloroethene	BRL	5.0		ug/L	206677	1	04/30/2015 18:16	TH
Toluene	BRL	5.0		ug/L	206677	1	04/30/2015 18:16	TH
trans-1,2-Dichloroethene	BRL	5.0		ug/L	206677	1	04/30/2015 18:16	TH
trans-1,3-Dichloropropene	BRL	5.0		ug/L	206677	1	04/30/2015 18:16	TH
Trichloroethene	47	5.0		ug/L	206677	1	04/30/2015 18:16	TH
Trichlorofluoromethane	BRL	5.0		ug/L	206677	1	04/30/2015 18:16	TH
Vinyl chloride	BRL	2.0		ug/L	206677	1	04/30/2015 18:16	TH
Surr: 4-Bromofluorobenzene	71.4	70.6-123		%REC	206677	10	05/01/2015 22:05	CG
Surr: 4-Bromofluorobenzene	88.1	70.6-123		%REC	206677	1	04/30/2015 18:16	TH
Surr: Dibromofluoromethane	107	78.7-124		%REC	206677	10	05/01/2015 22:05	CG
Surr: Dibromofluoromethane	114	78.7-124		%REC	206677	1	04/30/2015 18:16	TH
Surr: Toluene-d8	98.9	81.3-120		%REC	206677	10	05/01/2015 22:05	CG
Surr: Toluene-d8	105	81.3-120		%REC	206677	1	04/30/2015 18:16	TH

Qualifiers:

*	Value exceeds maximum contaminant level	E	Estimated (value above quantitation range)
BRL	Below reporting limit	S	Spike Recovery outside limits due to matrix
H	Holding times for preparation or analysis exceeded	Narr	See case narrative
N	Analyte not NELAC certified	NC	Not confirmed
B	Analyte detected in the associated method blank	<	Less than Result value
>	Greater than Result value	J	Estimated value detected below Reporting Limit

Analytical Environmental Services, Inc

Date: 5-May-15

Client:	Environmental Planning Specialists, Inc.	**Client Sample ID:**	15119-MW-27-P
Lab Order	1504P42	**Tag Number:**	
Project Name:	Rheem	**Collection Date:**	4/29/2015 1:50:00 PM
Lab ID:	1504P42-022A	**Matrix:**	Groundwater

Analyses	Result	Reporting Limit	Qual	Units	BatchID	Dilution Factor	Date Analyzed	Analyst
TCL VOLATILE ORGANICS SW8260B					**(SW5030B)**			
1,1,1-Trichloroethane	BRL	5.0		ug/L	206677	1	04/30/2015 17:52	TH
1,1,2,2-Tetrachloroethane	BRL	5.0		ug/L	206677	1	04/30/2015 17:52	TH
1,1,2-Trichloroethane	BRL	5.0		ug/L	206677	1	04/30/2015 17:52	TH
1,1-Dichloroethane	BRL	5.0		ug/L	206677	1	04/30/2015 17:52	TH
1,1-Dichloroethene	BRL	5.0		ug/L	206677	1	04/30/2015 17:52	TH
1,2,4-Trichlorobenzene	BRL	5.0		ug/L	206677	1	04/30/2015 17:52	TH
1,2-Dibromo-3-chloropropane	BRL	5.0		ug/L	206677	1	04/30/2015 17:52	TH
1,2-Dibromoethane	BRL	5.0		ug/L	206677	1	04/30/2015 17:52	TH
1,2-Dichlorobenzene	BRL	5.0		ug/L	206677	1	04/30/2015 17:52	TH
1,2-Dichloroethane	BRL	5.0		ug/L	206677	1	04/30/2015 17:52	TH
1,2-Dichloropropane	BRL	5.0		ug/L	206677	1	04/30/2015 17:52	TH
1,3-Dichlorobenzene	BRL	5.0		ug/L	206677	1	04/30/2015 17:52	TH
1,4-Dichlorobenzene	BRL	5.0		ug/L	206677	1	04/30/2015 17:52	TH
2-Butanone	BRL	50		ug/L	206677	1	04/30/2015 17:52	TH
2-Hexanone	BRL	10		ug/L	206677	1	04/30/2015 17:52	TH
4-Methyl-2-pentanone	BRL	10		ug/L	206677	1	04/30/2015 17:52	TH
Acetone	BRL	50		ug/L	206677	1	04/30/2015 17:52	TH
Benzene	BRL	5.0		ug/L	206677	1	04/30/2015 17:52	TH
Bromodichloromethane	BRL	5.0		ug/L	206677	1	04/30/2015 17:52	TH
Bromoform	BRL	5.0		ug/L	206677	1	04/30/2015 17:52	TH
Bromomethane	BRL	5.0		ug/L	206677	1	04/30/2015 17:52	TH
Carbon disulfide	BRL	5.0		ug/L	206677	1	04/30/2015 17:52	TH
Carbon tetrachloride	BRL	5.0		ug/L	206677	1	04/30/2015 17:52	TH
Chlorobenzene	BRL	5.0		ug/L	206677	1	04/30/2015 17:52	TH
Chloroethane	BRL	10		ug/L	206677	1	04/30/2015 17:52	TH
Chloroform	BRL	5.0		ug/L	206677	1	04/30/2015 17:52	TH
Chloromethane	BRL	10		ug/L	206677	1	04/30/2015 17:52	TH
cis-1,2-Dichloroethene	7.7	5.0		ug/L	206677	1	04/30/2015 17:52	TH
cis-1,3-Dichloropropene	BRL	5.0		ug/L	206677	1	04/30/2015 17:52	TH
Cyclohexane	BRL	5.0		ug/L	206677	1	04/30/2015 17:52	TH
Dibromochloromethane	BRL	5.0		ug/L	206677	1	04/30/2015 17:52	TH
Dichlorodifluoromethane	BRL	10		ug/L	206677	1	04/30/2015 17:52	TH
Ethylbenzene	BRL	5.0		ug/L	206677	1	04/30/2015 17:52	TH
Freon-113	BRL	10		ug/L	206677	1	04/30/2015 17:52	TH
Isopropylbenzene	BRL	5.0		ug/L	206677	1	04/30/2015 17:52	TH
m,p-Xylene	BRL	5.0		ug/L	206677	1	04/30/2015 17:52	TH
Methyl acetate	BRL	5.0		ug/L	206677	1	04/30/2015 17:52	TH
Methyl tert-butyl ether	BRL	5.0		ug/L	206677	1	04/30/2015 17:52	TH
Methylcyclohexane	BRL	5.0		ug/L	206677	1	04/30/2015 17:52	TH
Methylene chloride	BRL	5.0		ug/L	206677	1	04/30/2015 17:52	TH

Qualifiers:

- * Value exceeds maximum contaminant level
- BRL Below reporting limit
- H Holding times for preparation or analysis exceeded
- N Analyte not NELAC certified
- B Analyte detected in the associated method blank
- > Greater than Result value
- E Estimated (value above quantitation range)
- S Spike Recovery outside limits due to matrix
- Narr See case narrative
- NC Not confirmed
- < Less than Result value
- J Estimated value detected below Reporting Limit

Analytical Environmental Services, Inc **Date:** 5-May-15

Client:	Environmental Planning Specialists, Inc.	**Client Sample ID:**	15119-MW-27-P
Lab Order	1504P42	**Tag Number:**	
Project Name:	Rheem	**Collection Date:**	4/29/2015 1:50:00 PM
Lab ID:	1504P42-022A	**Matrix:**	Groundwater

Analyses	Result	Reporting Limit	Qual	Units	BatchID	Dilution Factor	Date Analyzed	Analyst
TCL VOLATILE ORGANICS SW8260B				**(SW5030B)**				
o-Xylene	BRL	5.0		ug/L	206677	1	04/30/2015 17:52	TH
Styrene	BRL	5.0		ug/L	206677	1	04/30/2015 17:52	TH
Tetrachloroethene	BRL	5.0		ug/L	206677	1	04/30/2015 17:52	TH
Toluene	BRL	5.0		ug/L	206677	1	04/30/2015 17:52	TH
trans-1,2-Dichloroethene	BRL	5.0		ug/L	206677	1	04/30/2015 17:52	TH
trans-1,3-Dichloropropene	BRL	5.0		ug/L	206677	1	04/30/2015 17:52	TH
Trichloroethene	8.4	5.0		ug/L	206677	1	04/30/2015 17:52	TH
Trichlorofluoromethane	BRL	5.0		ug/L	206677	1	04/30/2015 17:52	TH
Vinyl chloride	BRL	2.0		ug/L	206677	1	04/30/2015 17:52	TH
Surr: 4-Bromofluorobenzene	88.3	70.6-123		%REC	206677	1	04/30/2015 17:52	TH
Surr: Dibromofluoromethane	106	78.7-124		%REC	206677	1	04/30/2015 17:52	TH
Surr: Toluene-d8	101	81.3-120		%REC	206677	1	04/30/2015 17:52	TH

Qualifiers:

*	Value exceeds maximum contaminant level	E	Estimated (value above quantitation range)
BRL	Below reporting limit	S	Spike Recovery outside limits due to matrix
H	Holding times for preparation or analysis exceeded	Narr	See case narrative
N	Analyte not NELAC certified	NC	Not confirmed
B	Analyte detected in the associated method blank	<	Less than Result value
>	Greater than Result value	J	Estimated value detected below Reporting Limit

Analytical Environmental Services, Inc

Date: 5-May-15

Client:	Environmental Planning Specialists, Inc.	**Client Sample ID:**	15119-BLANK-P
Lab Order	1504P42	**Tag Number:**	
Project Name:	Rheem	**Collection Date:**	4/29/2015 1:54:00 PM
Lab ID:	1504P42-023A	**Matrix:**	Aqueous

Analyses	Result	Reporting Limit	Qual	Units	BatchID	Dilution Factor	Date Analyzed	Analyst
TCL VOLATILE ORGANICS SW8260B					**(SW5030B)**			
1,1,1-Trichloroethane	BRL	5.0		ug/L	206677	1	05/01/2015 18:07	CG
1,1,2,2-Tetrachloroethane	BRL	5.0		ug/L	206677	1	05/01/2015 18:07	CG
1,1,2-Trichloroethane	BRL	5.0		ug/L	206677	1	05/01/2015 18:07	CG
1,1-Dichloroethane	BRL	5.0		ug/L	206677	1	05/01/2015 18:07	CG
1,1-Dichloroethene	BRL	5.0		ug/L	206677	1	05/01/2015 18:07	CG
1,2,4-Trichlorobenzene	BRL	5.0		ug/L	206677	1	05/01/2015 18:07	CG
1,2-Dibromo-3-chloropropane	BRL	5.0		ug/L	206677	1	05/01/2015 18:07	CG
1,2-Dibromoethane	BRL	5.0		ug/L	206677	1	05/01/2015 18:07	CG
1,2-Dichlorobenzene	BRL	5.0		ug/L	206677	1	05/01/2015 18:07	CG
1,2-Dichloroethane	BRL	5.0		ug/L	206677	1	05/01/2015 18:07	CG
1,2-Dichloropropane	BRL	5.0		ug/L	206677	1	05/01/2015 18:07	CG
1,3-Dichlorobenzene	BRL	5.0		ug/L	206677	1	05/01/2015 18:07	CG
1,4-Dichlorobenzene	BRL	5.0		ug/L	206677	1	05/01/2015 18:07	CG
2-Butanone	BRL	50		ug/L	206677	1	05/01/2015 18:07	CG
2-Hexanone	BRL	10		ug/L	206677	1	05/01/2015 18:07	CG
4-Methyl-2-pentanone	BRL	10		ug/L	206677	1	05/01/2015 18:07	CG
Acetone	BRL	50		ug/L	206677	1	05/01/2015 18:07	CG
Benzene	BRL	5.0		ug/L	206677	1	05/01/2015 18:07	CG
Bromodichloromethane	BRL	5.0		ug/L	206677	1	05/01/2015 18:07	CG
Bromoform	BRL	5.0		ug/L	206677	1	05/01/2015 18:07	CG
Bromomethane	BRL	5.0		ug/L	206677	1	05/01/2015 18:07	CG
Carbon disulfide	BRL	5.0		ug/L	206677	1	05/01/2015 18:07	CG
Carbon tetrachloride	BRL	5.0		ug/L	206677	1	05/01/2015 18:07	CG
Chlorobenzene	BRL	5.0		ug/L	206677	1	05/01/2015 18:07	CG
Chloroethane	BRL	10		ug/L	206677	1	05/01/2015 18:07	CG
Chloroform	BRL	5.0		ug/L	206677	1	05/01/2015 18:07	CG
Chloromethane	BRL	10		ug/L	206677	1	05/01/2015 18:07	CG
cis-1,2-Dichloroethene	BRL	5.0		ug/L	206677	1	05/01/2015 18:07	CG
cis-1,3-Dichloropropene	BRL	5.0		ug/L	206677	1	05/01/2015 18:07	CG
Cyclohexane	BRL	5.0		ug/L	206677	1	05/01/2015 18:07	CG
Dibromochloromethane	BRL	5.0		ug/L	206677	1	05/01/2015 18:07	CG
Dichlorodifluoromethane	BRL	10		ug/L	206677	1	05/01/2015 18:07	CG
Ethylbenzene	BRL	5.0		ug/L	206677	1	05/01/2015 18:07	CG
Freon-113	BRL	10		ug/L	206677	1	05/01/2015 18:07	CG
Isopropylbenzene	BRL	5.0		ug/L	206677	1	05/01/2015 18:07	CG
m,p-Xylene	BRL	5.0		ug/L	206677	1	05/01/2015 18:07	CG
Methyl acetate	BRL	5.0		ug/L	206677	1	05/01/2015 18:07	CG
Methyl tert-butyl ether	BRL	5.0		ug/L	206677	1	05/01/2015 18:07	CG
Methylcyclohexane	BRL	5.0		ug/L	206677	1	05/01/2015 18:07	CG
Methylene chloride	BRL	5.0		ug/L	206677	1	05/01/2015 18:07	CG

Qualifiers:

*	Value exceeds maximum contaminant level	E	Estimated (value above quantitation range)
BRL	Below reporting limit	S	Spike Recovery outside limits due to matrix
H	Holding times for preparation or analysis exceeded	Narr	See case narrative
N	Analyte not NELAC certified	NC	Not confirmed
B	Analyte detected in the associated method blank	<	Less than Result value
>	Greater than Result value	J	Estimated value detected below Reporting Limit

Analytical Environmental Services, Inc

Date: 5-May-15

Client:	Environmental Planning Specialists, Inc.	**Client Sample ID:**	15119-BLANK-P
Lab Order	1504P42	**Tag Number:**	
Project Name:	Rheem	**Collection Date:**	4/29/2015 1:54:00 PM
Lab ID:	1504P42-023A	**Matrix:**	Aqueous

Analyses	Result	Reporting Limit	Qual	Units	BatchID	Dilution Factor	Date Analyzed	Analyst
TCL VOLATILE ORGANICS SW8260B					**(SW5030B)**			
o-Xylene	BRL	5.0		ug/L	206677	1	05/01/2015 18:07	CG
Styrene	BRL	5.0		ug/L	206677	1	05/01/2015 18:07	CG
Tetrachloroethene	BRL	5.0		ug/L	206677	1	05/01/2015 18:07	CG
Toluene	BRL	5.0		ug/L	206677	1	05/01/2015 18:07	CG
trans-1,2-Dichloroethene	BRL	5.0		ug/L	206677	1	05/01/2015 18:07	CG
trans-1,3-Dichloropropene	BRL	5.0		ug/L	206677	1	05/01/2015 18:07	CG
Trichloroethene	BRL	5.0		ug/L	206677	1	05/01/2015 18:07	CG
Trichlorofluoromethane	BRL	5.0		ug/L	206677	1	05/01/2015 18:07	CG
Vinyl chloride	BRL	2.0		ug/L	206677	1	05/01/2015 18:07	CG
Surr: 4-Bromofluorobenzene	81	70.6-123		%REC	206677	1	05/01/2015 18:07	CG
Surr: Dibromofluoromethane	108	78.7-124		%REC	206677	1	05/01/2015 18:07	CG
Surr: Toluene-d8	97.7	81.3-120		%REC	206677	1	05/01/2015 18:07	CG

Qualifiers:

*	Value exceeds maximum contaminant level	E	Estimated (value above quantitation range)
BRL	Below reporting limit	S	Spike Recovery outside limits due to matrix
H	Holding times for preparation or analysis exceeded	Narr	See case narrative
N	Analyte not NELAC certified	NC	Not confirmed
B	Analyte detected in the associated method blank	<	Less than Result value
>	Greater than Result value	J	Estimated value detected below Reporting Limit

Analytical Environmental Services, Inc

Date: 5-May-15

Client:	Environmental Planning Specialists, Inc.	**Client Sample ID:**	TRIP BLANK
Lab Order	1504P42	**Tag Number:**	
Project Name:	Rheem	**Collection Date:**	4/29/2015
Lab ID:	1504P42-027A	**Matrix:**	Aqueous

Analyses	Result	Reporting Limit	Qual	Units	BatchID	Dilution Factor	Date Analyzed	Analyst
TCL VOLATILE ORGANICS SW8260B				**(SW5030B)**				
1,1,1-Trichloroethane	BRL	5.0		ug/L	206677	1	04/30/2015 13:15	TH
1,1,2,2-Tetrachloroethane	BRL	5.0		ug/L	206677	1	04/30/2015 13:15	TH
1,1,2-Trichloroethane	BRL	5.0		ug/L	206677	1	04/30/2015 13:15	TH
1,1-Dichloroethane	BRL	5.0		ug/L	206677	1	04/30/2015 13:15	TH
1,1-Dichloroethene	BRL	5.0		ug/L	206677	1	04/30/2015 13:15	TH
1,2,4-Trichlorobenzene	BRL	5.0		ug/L	206677	1	04/30/2015 13:15	TH
1,2-Dibromo-3-chloropropane	BRL	5.0		ug/L	206677	1	04/30/2015 13:15	TH
1,2-Dibromoethane	BRL	5.0		ug/L	206677	1	04/30/2015 13:15	TH
1,2-Dichlorobenzene	BRL	5.0		ug/L	206677	1	04/30/2015 13:15	TH
1,2-Dichloroethane	BRL	5.0		ug/L	206677	1	04/30/2015 13:15	TH
1,2-Dichloropropane	BRL	5.0		ug/L	206677	1	04/30/2015 13:15	TH
1,3-Dichlorobenzene	BRL	5.0		ug/L	206677	1	04/30/2015 13:15	TH
1,4-Dichlorobenzene	BRL	5.0		ug/L	206677	1	04/30/2015 13:15	TH
2-Butanone	BRL	50		ug/L	206677	1	04/30/2015 13:15	TH
2-Hexanone	BRL	10		ug/L	206677	1	04/30/2015 13:15	TH
4-Methyl-2-pentanone	BRL	10		ug/L	206677	1	04/30/2015 13:15	TH
Acetone	BRL	50		ug/L	206677	1	04/30/2015 13:15	TH
Benzene	BRL	5.0		ug/L	206677	1	04/30/2015 13:15	TH
Bromodichloromethane	BRL	5.0		ug/L	206677	1	04/30/2015 13:15	TH
Bromoform	BRL	5.0		ug/L	206677	1	04/30/2015 13:15	TH
Bromomethane	BRL	5.0		ug/L	206677	1	04/30/2015 13:15	TH
Carbon disulfide	BRL	5.0		ug/L	206677	1	04/30/2015 13:15	TH
Carbon tetrachloride	BRL	5.0		ug/L	206677	1	04/30/2015 13:15	TH
Chlorobenzene	BRL	5.0		ug/L	206677	1	04/30/2015 13:15	TH
Chloroethane	BRL	10		ug/L	206677	1	04/30/2015 13:15	TH
Chloroform	BRL	5.0		ug/L	206677	1	04/30/2015 13:15	TH
Chloromethane	BRL	10		ug/L	206677	1	04/30/2015 13:15	TH
cis-1,2-Dichloroethene	BRL	5.0		ug/L	206677	1	04/30/2015 13:15	TH
cis-1,3-Dichloropropene	BRL	5.0		ug/L	206677	1	04/30/2015 13:15	TH
Cyclohexane	BRL	5.0		ug/L	206677	1	04/30/2015 13:15	TH
Dibromochloromethane	BRL	5.0		ug/L	206677	1	04/30/2015 13:15	TH
Dichlorodifluoromethane	BRL	10		ug/L	206677	1	04/30/2015 13:15	TH
Ethylbenzene	BRL	5.0		ug/L	206677	1	04/30/2015 13:15	TH
Freon-113	BRL	10		ug/L	206677	1	04/30/2015 13:15	TH
Isopropylbenzene	BRL	5.0		ug/L	206677	1	04/30/2015 13:15	TH
m,p-Xylene	BRL	5.0		ug/L	206677	1	04/30/2015 13:15	TH
Methyl acetate	BRL	5.0		ug/L	206677	1	04/30/2015 13:15	TH
Methyl tert-butyl ether	BRL	5.0		ug/L	206677	1	04/30/2015 13:15	TH
Methylcyclohexane	BRL	5.0		ug/L	206677	1	04/30/2015 13:15	TH
Methylene chloride	BRL	5.0		ug/L	206677	1	04/30/2015 13:15	TH

Qualifiers:

- * Value exceeds maximum contaminant level
- BRL Below reporting limit
- H Holding times for preparation or analysis exceeded
- N Analyte not NELAC certified
- B Analyte detected in the associated method blank
- > Greater than Result value
- E Estimated (value above quantitation range)
- S Spike Recovery outside limits due to matrix
- Narr See case narrative
- NC Not confirmed
- < Less than Result value
- J Estimated value detected below Reporting Limit

Analytical Environmental Services, Inc

Date: 5-May-15

Client:	Environmental Planning Specialists, Inc.	**Client Sample ID:**	TRIP BLANK
Lab Order	1504P42	**Tag Number:**	
Project Name:	Rheem	**Collection Date:**	4/29/2015
Lab ID:	1504P42-027A	**Matrix:**	Aqueous

Analyses	Result	Reporting Limit	Qual	Units	BatchID	Dilution Factor	Date Analyzed	Analyst
TCL VOLATILE ORGANICS SW8260B				**(SW5030B)**				
o-Xylene	BRL	5.0		ug/L	206677	1	04/30/2015 13:15	TH
Styrene	BRL	5.0		ug/L	206677	1	04/30/2015 13:15	TH
Tetrachloroethene	BRL	5.0		ug/L	206677	1	04/30/2015 13:15	TH
Toluene	BRL	5.0		ug/L	206677	1	04/30/2015 13:15	TH
trans-1,2-Dichloroethene	BRL	5.0		ug/L	206677	1	04/30/2015 13:15	TH
trans-1,3-Dichloropropene	BRL	5.0		ug/L	206677	1	04/30/2015 13:15	TH
Trichloroethene	BRL	5.0		ug/L	206677	1	04/30/2015 13:15	TH
Trichlorofluoromethane	BRL	5.0		ug/L	206677	1	04/30/2015 13:15	TH
Vinyl chloride	BRL	2.0		ug/L	206677	1	04/30/2015 13:15	TH
Surr: 4-Bromofluorobenzene	86.9	70.6-123		%REC	206677	1	04/30/2015 13:15	TH
Surr: Dibromofluoromethane	106	78.7-124		%REC	206677	1	04/30/2015 13:15	TH
Surr: Toluene-d8	98	81.3-120		%REC	206677	1	04/30/2015 13:15	TH

Qualifiers:

*	Value exceeds maximum contaminant level	E	Estimated (value above quantitation range)
BRL	Below reporting limit	S	Spike Recovery outside limits due to matrix
H	Holding times for preparation or analysis exceeded	Narr	See case narrative
N	Analyte not NELAC certified	NC	Not confirmed
B	Analyte detected in the associated method blank	<	Less than Result value
>	Greater than Result value	J	Estimated value detected below Reporting Limit

Analytical Environmental Services, Inc.

Sample/Cooler Receipt Checklist

Client EPJ Work Order Number 1504M2

Checklist completed by Tanya Delos 4/09/15
Signature Date

Carrier name: FedEx __ UPS __ Courier __ Client ✓ US Mail __ Other _____

Shipping container/cooler in good condition? Yes ✓ No __ Not Present __

Custody seals intact on shipping container/cooler? Yes __ No __ Not Present ✓

Custody seals intact on sample bottles? Yes __ No __ Not Present ✓

Container/Temp Blank temperature in compliance? (0°≤6°C)* Yes ✓ No __

Cooler #1 3.1 Cooler #2 _____ Cooler #3 _____ Cooler #4 _____ Cooler#5 _____ Cooler #6 _____

Chain of custody present? Yes ✓ No __

Chain of custody signed when relinquished and received? Yes ✓ No __

Chain of custody agrees with sample labels? Yes ✓ No __

Samples in proper container/bottle? Yes ✓ No __

Sample containers intact? Yes ✓ No __

Sufficient sample volume for indicated test? Yes ✓ No __

All samples received within holding time? Yes ✓ No __

Was TAT marked on the COC? Yes ✓ No __

Proceed with Standard TAT as per project history? Yes __ No __ Not Applicable ✓

Water - VOA vials have zero headspace? No VOA vials submitted __ Yes ✓ No __

Water - pH acceptable upon receipt? Yes ✓ No __ Not Applicable __

Adjusted? _____ Checked by _____

Sample Condition: Good ✓ Other(Explain) _____

(For diffusive samples or AIHA lead) Is a known blank included? Yes __ No ✓

See Case Narrative for resolution of the Non-Conformance.

* Samples do not have to comply with the given range for certain parameters.

\\Aes_server\I\Sample Receipt\My Documents\COCs and pH Adjustment Sheet\Sample_Cooler_Recipt_Checklist_Rev1.rtf

Analytical Environmental Services, Inc

Date: 5-May-15

Client: Environmental Planning Specialists, Inc.
Project Name: Rheem
Workorder: 1504P42

ANALYTICAL QC SUMMARY REPORT

BatchID: 206677

Sample ID: **MB-206677** Client ID: Units: **ug/L** Prep Date: **04/30/2015** Run No: **290854**
SampleType: **MBLK** TestCode: **TCL VOLATILE ORGANICS SW8260B** BatchID: **206677** Analysis Date: **04/30/2015** Seq No: **6188308**

Analyte	Result	RPT Limit	SPK value	SPK Ref Val	%REC	Low Limit	High Limit	RPD Ref Val	%RPD	RPD Limit	Qual
1,1,1-Trichloroethane	BRL	5.0									
1,1,2,2-Tetrachloroethane	BRL	5.0									
1,1,2-Trichloroethane	BRL	5.0									
1,1-Dichloroethane	BRL	5.0									
1,1-Dichloroethene	BRL	5.0									
1,2,4-Trichlorobenzene	BRL	5.0									
1,2-Dibromo-3-chloropropane	BRL	5.0									
1,2-Dibromoethane	BRL	5.0									
1,2-Dichlorobenzene	BRL	5.0									
1,2-Dichloroethane	BRL	5.0									
1,2-Dichloropropane	BRL	5.0									
1,3-Dichlorobenzene	BRL	5.0									
1,4-Dichlorobenzene	BRL	5.0									
2-Butanone	BRL	50									
2-Hexanone	BRL	10									
4-Methyl-2-pentanone	BRL	10									
Acetone	BRL	50									
Benzene	BRL	5.0									
Bromodichloromethane	BRL	5.0									
Bromoform	BRL	5.0									
Bromomethane	BRL	5.0									
Carbon disulfide	BRL	5.0									
Carbon tetrachloride	BRL	5.0									
Chlorobenzene	BRL	5.0									
Chloroethane	BRL	10									
Chloroform	BRL	5.0									
Chloromethane	BRL	10									

Qualifiers:

>	Greater than Result value	<	Less than Result value	B	Analyte detected in the associated method blank
BRL	Below reporting limit	E	Estimated (value above quantitation range)	H	Holding times for preparation or analysis exceeded
J	Estimated value detected below Reporting Limit	N	Analyte not NELAC certified	R	RPD outside limits due to matrix
Rpt Lim	Reporting Limit	S	Spike Recovery outside limits due to matrix		

Client: Environmental Planning Specialists, Inc.
Project Name: Rheem
Workorder: 1504P42

ANALYTICAL QC SUMMARY REPORT

BatchID: 206677

Sample ID: **MB-206677** Client ID: Units: **ug/L** Prep Date: **04/30/2015** Run No: **290854**
SampleType: **MBLK** TestCode: **TCL VOLATILE ORGANICS SW8260B** BatchID: **206677** Analysis Date: **04/30/2015** Seq No: **6188308**

Analyte	Result	RPT Limit	SPK value	SPK Ref Val	%REC	Low Limit	High Limit	RPD Ref Val	%RPD	RPD Limit	Qual
cis-1,2-Dichloroethene	BRL	5.0									
cis-1,3-Dichloropropene	BRL	5.0									
Cyclohexane	BRL	5.0									
Dibromochloromethane	BRL	5.0									
Dichlorodifluoromethane	BRL	10									
Ethylbenzene	BRL	5.0									
Freon-113	BRL	10									
Isopropylbenzene	BRL	5.0									
m,p-Xylene	BRL	5.0									
Methyl acetate	BRL	5.0									
Methyl tert-butyl ether	BRL	5.0									
Methylcyclohexane	BRL	5.0									
Methylene chloride	BRL	5.0									
o-Xylene	BRL	5.0									
Styrene	BRL	5.0									
Tetrachloroethene	BRL	5.0									
Toluene	BRL	5.0									
trans-1,2-Dichloroethene	BRL	5.0									
trans-1,3-Dichloropropene	BRL	5.0									
Trichloroethene	BRL	5.0									
Trichlorofluoromethane	BRL	5.0									
Vinyl chloride	BRL	2.0									
Surr: 4-Bromofluorobenzene	41.81	0	50.00		83.6	70.6	123				
Surr: Dibromofluoromethane	53.73	0	50.00		107	78.7	124				
Surr: Toluene-d8	48.74	0	50.00		97.5	81.3	120				

Qualifiers:

>	Greater than Result value	<	Less than Result value	B	Analyte detected in the associated method blank
BRL	Below reporting limit	E	Estimated (value above quantitation range)	H	Holding times for preparation or analysis exceeded
J	Estimated value detected below Reporting Limit	N	Analyte not NELAC certified	R	RPD outside limits due to matrix
Rpt Lim	Reporting Limit	S	Spike Recovery outside limits due to matrix		

Client: Environmental Planning Specialists, Inc.
Project Name: Rheem
Workorder: 1504P42

ANALYTICAL QC SUMMARY REPORT

BatchID: 206677

Sample ID: **LCS-206677** Client ID: Units: **ug/L** Prep Date: **04/30/2015** Run No: **290854**
SampleType: **LCS** TestCode: **TCL VOLATILE ORGANICS SW8260B** BatchID: **206677** Analysis Date: **04/30/2015** Seq No: **6188307**

Analyte	Result	RPT Limit	SPK value	SPK Ref Val	%REC	Low Limit	High Limit	RPD Ref Val	%RPD	RPD Limit	Qual
1,1-Dichloroethene	54.89	5.0	50.00		110	64.2	137				
Benzene	48.53	5.0	50.00		97.1	72.8	128				
Chlorobenzene	49.46	5.0	50.00		98.9	72.3	126				
Toluene	49.56	5.0	50.00		99.1	74.9	127				
Trichloroethene	50.34	5.0	50.00		101	70.5	134				
Surr: 4-Bromofluorobenzene	44.24	0	50.00		88.5	70.6	123				
Surr: Dibromofluoromethane	49.88	0	50.00		99.8	78.7	124				
Surr: Toluene-d8	47.89	0	50.00		95.8	81.3	120				

Sample ID: **1504O29-004AMS** Client ID: Units: **ug/L** Prep Date: **04/30/2015** Run No: **290854**
SampleType: **MS** TestCode: **TCL VOLATILE ORGANICS SW8260B** BatchID: **206677** Analysis Date: **04/30/2015** Seq No: **6188291**

Analyte	Result	RPT Limit	SPK value	SPK Ref Val	%REC	Low Limit	High Limit	RPD Ref Val	%RPD	RPD Limit	Qual
1,1-Dichloroethene	60.28	5.0	50.00		121	60.5	156				
Benzene	49.09	5.0	50.00		98.2	70	135				
Chlorobenzene	49.76	5.0	50.00		99.5	70.5	132				
Toluene	50.07	5.0	50.00		100	70.5	137				
Trichloroethene	51.01	5.0	50.00		102	71.8	139				
Surr: 4-Bromofluorobenzene	42.75	0	50.00		85.5	70.6	123				
Surr: Dibromofluoromethane	49.79	0	50.00		99.6	78.7	124				
Surr: Toluene-d8	47.49	0	50.00		95.0	81.3	120				

Sample ID: **1504O29-004AMSD** Client ID: Units: **ug/L** Prep Date: **04/30/2015** Run No: **290854**
SampleType: **MSD** TestCode: **TCL VOLATILE ORGANICS SW8260B** BatchID: **206677** Analysis Date: **04/30/2015** Seq No: **6188292**

Analyte	Result	RPT Limit	SPK value	SPK Ref Val	%REC	Low Limit	High Limit	RPD Ref Val	%RPD	RPD Limit	Qual
1,1-Dichloroethene	58.42	5.0	50.00		117	60.5	156	60.28	3.13	20	
Benzene	48.46	5.0	50.00		96.9	70	135	49.09	1.29	20	

Qualifiers:

>	Greater than Result value	<	Less than Result value	B	Analyte detected in the associated method blank
BRL	Below reporting limit	E	Estimated (value above quantitation range)	H	Holding times for preparation or analysis exceeded
J	Estimated value detected below Reporting Limit	N	Analyte not NELAC certified	R	RPD outside limits due to matrix
Rpt Lim	Reporting Limit	S	Spike Recovery outside limits due to matrix		

Analytical Environmental Services, Inc

Date: 5-May-15

Client: Environmental Planning Specialists, Inc.
Project Name: Rheem
Workorder: 1504P42

ANALYTICAL QC SUMMARY REPORT

BatchID: **206677**

Sample ID: **1504O29-004AMSD** Client ID: Units: **ug/L** Prep Date: **04/30/2015** Run No: **290854**
SampleType: **MSD** TestCode: **TCL VOLATILE ORGANICS SW8260B** BatchID: **206677** Analysis Date: **04/30/2015** Seq No: **6188292**

Analyte	Result	RPT Limit	SPK value	SPK Ref Val	%REC	Low Limit	High Limit	RPD Ref Val	%RPD	RPD Limit	Qual
Chlorobenzene	50.31	5.0	50.00		101	70.5	132	49.76	1.10	20	
Toluene	50.67	5.0	50.00		101	70.5	137	50.07	1.19	20	
Trichloroethene	51.88	5.0	50.00		104	71.8	139	51.01	1.69	20	
Surr: 4-Bromofluorobenzene	42.17	0	50.00		84.3	70.6	123	42.75	0	0	
Surr: Dibromofluoromethane	51.21	0	50.00		102	78.7	124	49.79	0	0	
Surr: Toluene-d8	47.64	0	50.00		95.3	81.3	120	47.49	0	0	

Qualifiers:

>	Greater than Result value	<	Less than Result value	B	Analyte detected in the associated method blank
BRL	Below reporting limit	E	Estimated (value above quantitation range)	H	Holding times for preparation or analysis exceeded
J	Estimated value detected below Reporting Limit	N	Analyte not NELAC certified	R	RPD outside limits due to matrix
Rpt Lim	Reporting Limit	S	Spike Recovery outside limits due to matrix		

Analytical Environmental Services, Inc

Date: 5-May-15

Client: Environmental Planning Specialists, Inc.
Project Name: Rheem
Workorder: 1504P42

ANALYTICAL QC SUMMARY REPORT

BatchID: 206678

Sample ID: **MB-206678** Client ID: Units: **ug/L** Prep Date: **04/30/2015** Run No: **290887**
SampleType: **MBLK** TestCode: **TCL VOLATILE ORGANICS SW8260B** BatchID: **206678** Analysis Date: **04/30/2015** Seq No: **6188281**

Analyte	Result	RPT Limit	SPK value	SPK Ref Val	%REC	Low Limit	High Limit	RPD Ref Val	%RPD	RPD Limit	Qual
1,1,1-Trichloroethane	BRL	5.0									
1,1,2,2-Tetrachloroethane	BRL	5.0									
1,1,2-Trichloroethane	BRL	5.0									
1,1-Dichloroethane	BRL	5.0									
1,1-Dichloroethene	BRL	5.0									
1,2,4-Trichlorobenzene	BRL	5.0									
1,2-Dibromo-3-chloropropane	BRL	5.0									
1,2-Dibromoethane	BRL	5.0									
1,2-Dichlorobenzene	BRL	5.0									
1,2-Dichloroethane	BRL	5.0									
1,2-Dichloropropane	BRL	5.0									
1,3-Dichlorobenzene	BRL	5.0									
1,4-Dichlorobenzene	BRL	5.0									
2-Butanone	BRL	50									
2-Hexanone	BRL	10									
4-Methyl-2-pentanone	BRL	10									
Acetone	BRL	50									
Benzene	BRL	5.0									
Bromodichloromethane	BRL	5.0									
Bromoform	BRL	5.0									
Bromomethane	BRL	5.0									
Carbon disulfide	BRL	5.0									
Carbon tetrachloride	BRL	5.0									
Chlorobenzene	BRL	5.0									
Chloroethane	BRL	10									
Chloroform	BRL	5.0									
Chloromethane	BRL	10									

Qualifiers:

>	Greater than Result value	<	Less than Result value	B	Analyte detected in the associated method blank
BRL	Below reporting limit	E	Estimated (value above quantitation range)	H	Holding times for preparation or analysis exceeded
J	Estimated value detected below Reporting Limit	N	Analyte not NELAC certified	R	RPD outside limits due to matrix
Rpt Lim	Reporting Limit	S	Spike Recovery outside limits due to matrix		

Client: Environmental Planning Specialists, Inc.
Project Name: Rheem
Workorder: 1504P42

ANALYTICAL QC SUMMARY REPORT

BatchID: 206678

Sample ID: **MB-206678** Client ID: Units: **ug/L** Prep Date: **04/30/2015** Run No: **290887**
SampleType: **MBLK** TestCode: **TCL VOLATILE ORGANICS SW8260B** BatchID: **206678** Analysis Date: **04/30/2015** Seq No: **6188281**

Analyte	Result	RPT Limit	SPK value	SPK Ref Val	%REC	Low Limit	High Limit	RPD Ref Val	%RPD	RPD Limit	Qual
cis-1,2-Dichloroethene	BRL	5.0									
cis-1,3-Dichloropropene	BRL	5.0									
Cyclohexane	BRL	5.0									
Dibromochloromethane	BRL	5.0									
Dichlorodifluoromethane	BRL	10									
Ethylbenzene	BRL	5.0									
Freon-113	BRL	10									
Isopropylbenzene	BRL	5.0									
m,p-Xylene	BRL	5.0									
Methyl acetate	BRL	5.0									
Methyl tert-butyl ether	BRL	5.0									
Methylcyclohexane	BRL	5.0									
Methylene chloride	BRL	5.0									
o-Xylene	BRL	5.0									
Styrene	BRL	5.0									
Tetrachloroethene	BRL	5.0									
Toluene	BRL	5.0									
trans-1,2-Dichloroethene	BRL	5.0									
trans-1,3-Dichloropropene	BRL	5.0									
Trichloroethene	BRL	5.0									
Trichlorofluoromethane	BRL	5.0									
Vinyl chloride	BRL	2.0									
Surr: 4-Bromofluorobenzene	45.75	0	50.00		91.5	70.6	123				
Surr: Dibromofluoromethane	54.32	0	50.00		109	78.7	124				
Surr: Toluene-d8	50.71	0	50.00		101	81.3	120				

Qualifiers:

>	Greater than Result value	<	Less than Result value	B	Analyte detected in the associated method blank
BRL	Below reporting limit	E	Estimated (value above quantitation range)	H	Holding times for preparation or analysis exceeded
J	Estimated value detected below Reporting Limit	N	Analyte not NELAC certified	R	RPD outside limits due to matrix
Rpt Lim	Reporting Limit	S	Spike Recovery outside limits due to matrix		

Client: Environmental Planning Specialists, Inc.
Project Name: Rheem
Workorder: 1504P42

ANALYTICAL QC SUMMARY REPORT

BatchID: 206678

Sample ID: **LCS-206678** Client ID: Units: **ug/L** Prep Date: **04/30/2015** Run No: **290887**
SampleType: **LCS** TestCode: **TCL VOLATILE ORGANICS SW8260B** BatchID: **206678** Analysis Date: **04/30/2015** Seq No: **6188280**

Analyte	Result	RPT Limit	SPK value	SPK Ref Val	%REC	Low Limit	High Limit	RPD Ref Val	%RPD	RPD Limit	Qual
1,1-Dichloroethene	36.97	5.0	50.00		73.9	64.2	137				
Benzene	41.31	5.0	50.00		82.6	72.8	128				
Chlorobenzene	45.68	5.0	50.00		91.4	72.3	126				
Toluene	43.62	5.0	50.00		87.2	74.9	127				
Trichloroethene	46.18	5.0	50.00		92.4	70.5	134				
Surr: 4-Bromofluorobenzene	45.74	0	50.00		91.5	70.6	123				
Surr: Dibromofluoromethane	52.59	0	50.00		105	78.7	124				
Surr: Toluene-d8	49.44	0	50.00		98.9	81.3	120				

Sample ID: **1504P42-016AMS** Client ID: **15119-MW-37D-P** Units: **ug/L** Prep Date: **04/30/2015** Run No: **290887**
SampleType: **MS** TestCode: **TCL VOLATILE ORGANICS SW8260B** BatchID: **206678** Analysis Date: **04/30/2015** Seq No: **6188498**

Analyte	Result	RPT Limit	SPK value	SPK Ref Val	%REC	Low Limit	High Limit	RPD Ref Val	%RPD	RPD Limit	Qual
1,1-Dichloroethene	36.24	5.0	50.00		72.5	60.5	156				
Benzene	41.16	5.0	50.00		82.3	70	135				
Chlorobenzene	45.24	5.0	50.00		90.5	70.5	132				
Toluene	44.23	5.0	50.00		88.5	70.5	137				
Trichloroethene	105.8	5.0	50.00	60.90	89.9	71.8	139				
Surr: 4-Bromofluorobenzene	45.68	0	50.00		91.4	70.6	123				
Surr: Dibromofluoromethane	54.95	0	50.00		110	78.7	124				
Surr: Toluene-d8	50.26	0	50.00		101	81.3	120				

Sample ID: **1504P42-016AMSD** Client ID: **15119-MW-37D-P** Units: **ug/L** Prep Date: **04/30/2015** Run No: **290887**
SampleType: **MSD** TestCode: **TCL VOLATILE ORGANICS SW8260B** BatchID: **206678** Analysis Date: **04/30/2015** Seq No: **6188641**

Analyte	Result	RPT Limit	SPK value	SPK Ref Val	%REC	Low Limit	High Limit	RPD Ref Val	%RPD	RPD Limit	Qual
1,1-Dichloroethene	35.89	5.0	50.00		71.8	60.5	156	36.24	0.970	20	
Benzene	40.93	5.0	50.00		81.9	70	135	41.16	0.560	20	

Qualifiers:

>	Greater than Result value	<	Less than Result value	B	Analyte detected in the associated method blank
BRL	Below reporting limit	E	Estimated (value above quantitation range)	H	Holding times for preparation or analysis exceeded
J	Estimated value detected below Reporting Limit	N	Analyte not NELAC certified	R	RPD outside limits due to matrix
Rpt Lim	Reporting Limit	S	Spike Recovery outside limits due to matrix		

Analytical Environmental Services, Inc

Date: 5-May-15

Client: Environmental Planning Specialists, Inc.
Project Name: Rheem
Workorder: 1504P42

ANALYTICAL QC SUMMARY REPORT

BatchID: **206678**

Sample ID: **1504P42-016AMSD** Client ID: **15119-MW-37D-P** Units: **ug/L** Prep Date: **04/30/2015** Run No: **290887**
SampleType: **MSD** TestCode: **TCL VOLATILE ORGANICS SW8260B** BatchID: **206678** Analysis Date: **04/30/2015** Seq No: **6188641**

Analyte	Result	RPT Limit	SPK value	SPK Ref Val	%REC	Low Limit	High Limit	RPD Ref Val	%RPD	RPD Limit	Qual
Chlorobenzene	46.29	5.0	50.00		92.6	70.5	132	45.24	2.29	20	
Toluene	43.40	5.0	50.00		86.8	70.5	137	44.23	1.89	20	
Trichloroethene	105.5	5.0	50.00	60.90	89.2	71.8	139	105.8	0.341	20	
Surr: 4-Bromofluorobenzene	46.93	0	50.00		93.9	70.6	123	45.68	0	0	
Surr: Dibromofluoromethane	53.24	0	50.00		106	78.7	124	54.95	0	0	
Surr: Toluene-d8	49.52	0	50.00		99.0	81.3	120	50.26	0	0	

Qualifiers:

>	Greater than Result value	<	Less than Result value	B	Analyte detected in the associated method blank
BRL	Below reporting limit	E	Estimated (value above quantitation range)	H	Holding times for preparation or analysis exceeded
J	Estimated value detected below Reporting Limit	N	Analyte not NELAC certified	R	RPD outside limits due to matrix
Rpt Lim	Reporting Limit	S	Spike Recovery outside limits due to matrix		

APPENDIX F
Biotreatability Microcosm Study

10515 Research Drive
Knoxville, TN 37932
Phone: 865.573.8188
Fax: 865.573.8133
Web: www.microbe.com

SITE LOGIC Report

Bio-Trap In Situ Microcosm Study

Contact: Aaron Williams
Address: Environmental Planning Specialists, Inc.
1050 Crown Pointe Parkway, Suite 550
Atlanta, GA 30338

Phone: (404) 315-9113
Email: awilliams@envplanning.com

MI Identifier: 024MD

Report Date: April 23, 2015

Project: Rheem

Comments:

NOTICE: This report is intended only for the addressee shown above and may contain confidential or privileged information. If the recipient of this material is not the intended recipient or if you have received this in error, please notify Microbial Insights, Inc. immediately. The data and other information in this report represent only the sample(s) analyzed and are rendered upon condition that it is not to be reproduced without approval from Microbial Insights, Inc. Thank you for your cooperation.

Executive Summary

A Bio-Trap® *In Situ* Microcosm (ISM) study was performed in wells MW-1 and PZ-5 to investigate whether the addition of an electron donor or bioaugmentation culture would stimulate biodegradation of tetrachloroethene (PCE), trichloroethene (TCE), and associated daughter compounds. The ISM assemblies consisted of three units each: an MNA unit containing no exogenous amendment, a BioStim unit amended with SRS-SD, and a BioAug unit amended with SDC-9 bacterial culture. The ISM assemblies were recovered after a 68-day incubation period for CENSUS® analysis of dechlorinating bacteria and quantification of contaminant concentrations, dissolved gases, volatile fatty acids, and anions. Summaries of the results are provided in Tables 1 and 2 and Figures 1 through 3. Following are key observations from the results obtained for each *in situ* microcosm.

MW-1 MNA, BioStim, and BioAug Units

- *Dehalococcoides* were below practical quantitation limits in the MNA unit, indicating that complete reductive dechlorination of chlorinated ethenes is likely limited under current site conditions.
- However, the *Dehalococcoides* population in the BioStim unit amended with SRS-SD was essentially equal to the threshold value of 10^4 cells/mL proposed by Lu et al (2006) for effective reductive dechlorination. Furthermore, tceA and vcrA reductase genes (10^2 and 10^1 cells/bead, respectively) were detected in the BioStim unit confirming growth of a bacterial population capable of completely dechlorinating PCE to ethene.
- In the BioAug unit, *Dehalococcoides* and tceA and vcrA reductase genes were detected at high concentrations, indicating the *in situ* survival of the SDC-9 culture and the potential for complete reductive dechlorination of PCE and TCE to ethene.
- Consistent with the CENSUS results, TCE was the primary contaminant in the MNA unit while vinyl chloride and ethene daughter products were near or below detection limits, suggesting that little to no reductive dechlorination was occurring under MNA conditions.
- In the BioAug unit, the *cis*-1,2-dichloroethene (*cis*-DCE) concentration was higher than the TCE concentration, indicating increased reductive dechlorination. Ethene was also detected at 16 µg/L. The higher TCE concentration in the BioAug unit compared to the MNA unit may be due to vertical heterogeneity of contaminants in the subsurface.
- Although contaminant and dissolved gases concentrations were not available for the BioStim unit, the detection of volatile fatty acids (VFAs) indicated that the microorganisms were fermenting the SRS-SD.
- The methane concentration in the BioAug unit (630 µg/L) was much higher than in the MNA unit (0.85 µg/L), suggesting that conditions were more reducing and conducive to reductive dechlorination in the BioAug unit.
- The microbial data suggested that the addition of SRS-SD stimulated growth of the indigenous *Dehalococcoides* population to a concentration essentially equal to the threshold value proposed by Lu et al. (2006) for effective reductive dechlorination. Results from the BioAug unit demonstrated the benefits of bioaugmentation at this location. Overall results for the BioAug unit indicated the *in situ* maintenance of high concentrations of known halorespiring bacteria and increased reductive dechlorination within the 68-day deployment period.

PZ-5 MNA, BioStim, and BioAug Units

- In terms of halorespiring bacteria, the microbial results from the MNA and BioStim units were similar. A substantial concentration of *Dehalococcoides* (10^5 cells/bead) was detected in both units, and moderate tceA and vcrA reductase genes (10^3 cells/bead) were also present.
- However, differences were noted in contaminant concentrations and geochemical conditions in the MNA and BioStim units.
    - While TCE was the predominant contaminant in both units, the cis-DCE mole fraction (Figure 3) was higher in the BioStim unit than the MNA unit suggesting that additional electron donor stimulated reductive dechlorination of TCE at least to a degree relative to existing conditions during the deployment period.

10515 Research Drive
Knoxville, TN 37932
Phone: 865.573.8188
Fax: 865.573.8133
www.microbe.com

- In addition, the dissolved methane concentration in the BioStim unit (1,100 μg/L) was substantially greater than in the MNA unit suggesting that electron donor addition stimulated methanogenesis and generation of a highly anaerobic environment.

- In the BioAug unit, *Dehalococcoides* and tceA and vcrA functional gene concentrations in the BioAug unit were two orders of magnitude higher (10^7 and 10^5 cells/bead, respectively) compared to the MNA and BioStim units.
- In addition, the contaminant results from the BioAug unit indicated increased reductive dechlorination within the deployment period.
  - The TCE concentration was two orders of magnitude lower compared to the other units, and the daughter product *cis*-DCE was the primary chlorinated ethene detected.
  - Moreover, vinyl chloride was also produced and ethene was detected.
- The results from the MNA unit indicated the potential for reductive dechlorination, but SRS-SD addition in the BioStim unit appeared to enhance reductive dechlorination of TCE to cis-DCE to a degree relative to existing conditions. The *Dehalococcoides* concentration in the BioStim unit exceeded the threshold value proposed by Lu et al. (2006) for effective reductive dechlorination. However, the *Dehalococcoides* concentration in the BioAug unit was greater than observed in the MNA and BioStim units and increased daughter product formation was clearly evident during the study period.

10515 Research Drive
Knoxville, TN 37932
Phone: 865.573.8188
Fax: 865.573.8133
www.microbe.com

Overview of Approach

Site managers have frequently turned to laboratory microcosms or small pilot studies to evaluate bioremediation. However, duplication of *in situ* conditions in the laboratory is difficult and the results often do not correlate to the field. Pilot studies are performed in the field but are often prohibitively expensive as an investigative tool. Bio-Trap studies serve as cost-effective, *in situ* microcosms providing microbial, chemical, and geochemical evidence to evaluate biodegradation as a treatment mechanism and to screen remedial alternatives.

Typically each Bio-Trap Unit will contain samplers to evaluate the following:

Geochemical Fingerprint (GEO)	•20 mL amber VOA vial with a nylon screened cap designed for assessment of a variety of geochemical parameters including anions and metabolic acids.
Contaminant of Concern (COC)	•40 mL amber VOA vial with a low density polyethylene (LDPE) seal designed for analysis of a variety of COCs including chlorinated solvents and petroleum hydrocarbons.
Microbial Populations (MICRO)	•PVC cassette containing Bio-Sep beads which provide a large surface area for microbial attachment and were designed for analysis by a variety of molecular biological tools (MBTs).

How does it work?

The MICRO sampler (microbial populations) contains Bio-Sep® beads, an engineered composite of Nomex® and powdered activated carbon which provides an incredibly large surface area (~600 m^2/g) that is readily colonized by subsurface microorganisms. In addition to a matrix for microbial growth, the Bio-Sep® beads can be "baited" with amendments including electron donors (e.g. hydrogen releasing compounds) to investigate biostimulation approaches to enhance biodegradation. The Bio-Trap units also contain a COC (contaminant of concern) sampler to measure contaminant concentrations, daughter product formation, and dissolved gases and a GEO (geochemical fingerprint) sampler for quantification of geochemical parameters (nitrate, iron, sulfate, etc.), chloride production and metabolic acids (pyruvic, lactic, acetic, propionic, etc.).

10515 Research Drive
Knoxville, TN 37932
Phone: 865.573.8188
Fax: 865.573.8133
www.microbe.com

Bio-Trap® *In Situ* Microcosm studies at chlorinated solvent sites typically include three types of Bio-Trap Units deployed within a monitoring well. Each Bio-Trap Unit corresponds to one of the three most common remedial options: monitored natural attenuation (MNA), Biostimulation (BioStim), and Bioaugmentation (BioAug). All three Bio-Trap Units contain COC and GEO samplers for chemical and geochemical analyses. The key difference between the Bio-Trap Units is in the MICRO sampler.

Types of Bio-Trap Units typically deployed and MICRO sampler configurations:

Control (MNA)	•Bio-Sep® beads contain no additional electron donor and represent current aquifer conditions.
Biostimulation (BioStim)	•Bio-Sep® beads are baited with a specified electron donor (sodium lactate, EOS, HRC, molasses, etc) or an Amendment Supplier is used to release the desired amendment.
Bioaugmentation (BioAug)	•Bio-Sep® beads are pre-inoculated with a *Dehalococcoides* culture. These units can also be baited with an additional electron donor.

MNA Unit: The purpose of the Control Bio-Trap Unit is to quantify contaminant degrading bacteria and daughter product formation under monitored natural attenuation (MNA) conditions and to serve as a baseline for comparison to BioStim and/or BioAug Units.

Following in-well deployment, DNA or phospholipid fatty acids can be extracted from the Bio-Sep beads for CENSUS or PLFA analyses. For example, DNA extracted from the Bio-Sep beads can be used in CENSUS analysis of *Dehalococcoides* (qDHC) and vinyl chloride reductase (qVC) genes to evaluate the potential for complete reductive dechlorination of PCE to ethene under MNA conditions. The VOC and anion samplers can be used to determine concentrations of contaminants, daughter products, dissolved gases, terminal electron acceptors, and chloride.

BioStim Unit: The Biostimulation Bio-Trap Unit is designed to test the hypothesis that electron donor addition will stimulate growth of dechlorinating bacteria and enhance biodegradation. As with the MNA Unit, the BioStim Unit contains COC and GEO samplers for chemical analyses. The BioStim Unit may contain either a MICRO sampler that contains Bio-Sep beads "baited" with the specified electron donor or an amendment supplier to release the desired amendment over the incubation time. If an Amendment Supplier is used the MICRO sampler will contain standard Bio-Sep beads for the growth matrix.

BioAug Unit: The Bioaugmentation Bio-Trap Unit is designed to evaluate bioaugmentation as a treatment technology. The MICRO sampler contains Bio-Sep beads pre-inoculated with the desired commercial culture and also contains an electron donor of choice. As with the MNA and BioStim Units, the BioAug Unit also contains a COC and GEO samplers for chemical analyses.

10515 Research Drive
Knoxville, TN 37932
Phone: 865.573.8188
Fax: 865.573.8133
www.microbe.com

Results

Table 1. Summary of the results obtained for *In Situ* Microcosm Units deployed in MW-1.

Sample Information Treatment	15096-MW-1-Biotrap MNA	15096-MW-1-Biotrap SRS-SD	15096-MW-1-Biotrap SDC-9
Microbial Populations (cells/bead)			
Dehalococcoides spp. (DHC)	<2.50E+01	**9.60E+03**	**5.48E+06**
tceA Reductase (TCE)	<2.50E+01	**2.11E+02**	**7.71E+04**
bvcA Reductase (BVC)	<2.50E+01	<2.50E+01	<2.50E+01
vcrA Reductase (VCR)	<2.50E+01	**8.70E+01**	**2.16E+05**
Contaminant of Concern (µg/L)			
Tetrachloroethene	<10	NA	<10
Trichloroethene	**27.9**	NA	**285**
cis-1,2-Dichloroethene	<1.0	NA	**519**
trans-1,2-Dichloroethene	<1.0	NA	**1.5**
1,1-Dichloroethene	<10	NA	<10
Vinyl chloride	<10	NA	<10
Dissolved Gases (µg/L)			
Ethene	**0.049**	NA	**16**
Ethane	**0.012 (J)**	NA	**0.23**
Methane	**0.85**	NA	**630**
VFAs (mg/L)			
Acetic Acid	<5.0	**57**	**120**
Propionic Acid	**1.1 (J)**	**23**	**100**
Pyruvic Acid	<5.0	**5.7**	<5.0
Butyric Acid	<5.0	**1.6 (J)**	**7.4**
Lactic Acid	<10	**210**	<10
Anions (mg/L)			
Chloride	**0.53 (J)**	**11**	**9.0**
Nitrite	**0.14 (J)**	<0.5	<0.5
Nitrate	**0.12 (J)**	<0.5	<0.5
Ortho Phosphate	<1.5	<1.5	**4.9**
Sulfate	<1.0	**4.4**	<1.0

Legend: J = estimated concentration below PQL but above LQL NA = Analysis not performed

10515 Research Drive
Knoxville, TN 37932
Phone: 865.573.8188
Fax: 865.573.8133
www.microbe.com

Table 2. Summary of the results obtained for *In Situ* Microcosm Units deployed in PZ-5.

Sample Information Treatment	15096-PZ-5-Biotrap MNA	15096-PZ-5-Biotrap SRS-SD	15096-PZ-5-Biotrap SDC-9
Microbial Populations (cells/bead)			
Dehalococcoides spp. (DHC)	**3.16E+05**	**1.38E+05**	**1.02E+07**
tceA Reductase (TCE)	**6.55E+03**	**2.69E+03**	**1.63E+05**
bvcA Reductase (BVC)	<2.50E+01	<2.50E+01	<2.50E+01
vcrA Reductase (VCR)	**5.31E+03**	**2.35E+03**	**7.65E+05**
Contaminant of Concern (µg/L)			
Tetrachloroethene	<10	<10	<10
Trichloroethene	**4,380**	**3,370**	**63.4**
cis-1,2-Dichloroethene	**35**	**194**	**6,490**
trans-1,2-Dichloroethene	<1.0	<1.0	**187**
1,1-Dichloroethene	<10	<10	<10
Vinyl chloride	<10	<10	**25.3**
Dissolved Gases (µg/L)			
Ethene	**6.4**	**3.0**	**0.97 ***
Ethane	**0.96**	**0.54**	**0.089 ***
Methane	**25**	**1,100**	**2.3 ***
VFAs (mg/L)			
Acetic Acid	**78**	**96**	**53**
Propionic Acid	**74**	**97**	**25**
Pyruvic Acid	<5.0	<5.0	<5.0
Butyric Acid	**10**	**30**	**3.1 (J)**
Lactic Acid	<10	<10	<10
Anions (mg/L)			
Chloride	**18**	**20**	**37**
Nitrite	<0.5	<0.5	<0.5
Nitrate	<0.5	<0.5	<0.5
Ortho Phosphate	**1.2 (J)**	**1.3 (J)**	**0.8 (J)**
Sulfate	<1.0	<1.0	<1.0

Legend: J = estimated concentration below PQL but above LQL NA = Analysis not performed

* Sample container provided for dissolved gases analysis contained significant headspace which will bias the results low.

10515 Research Drive
Knoxville, TN 37932
Phone: 865.573.8188
Fax: 865.573.8133
www.microbe.com

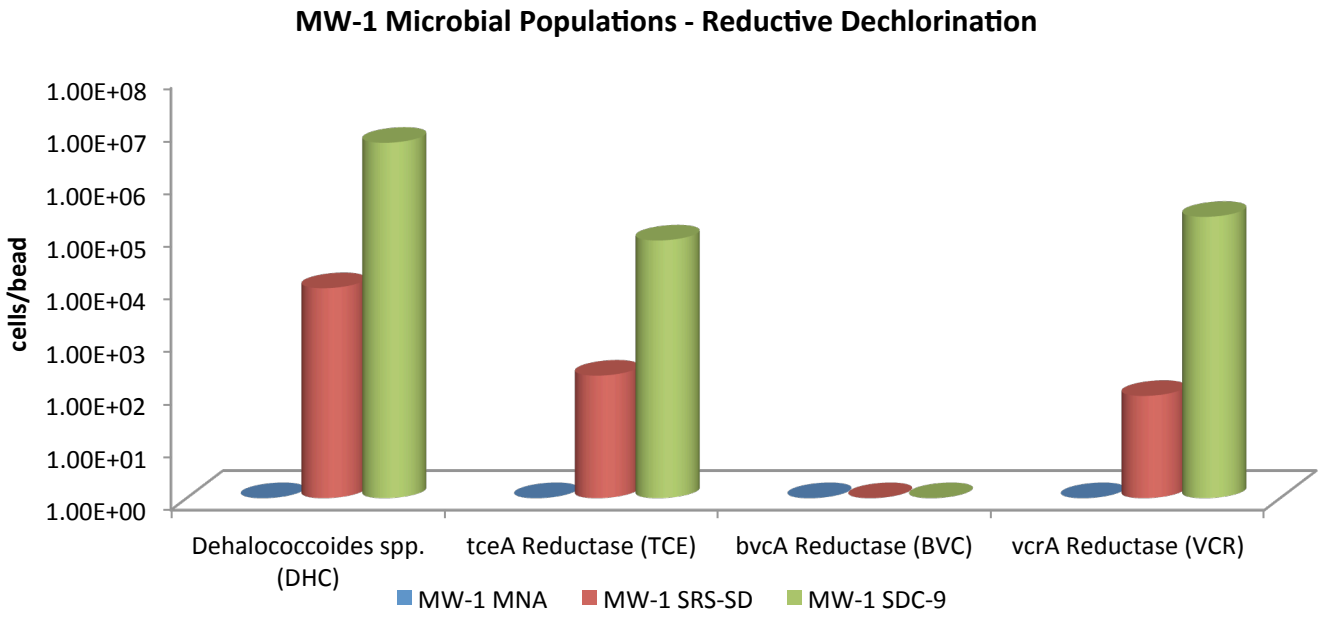

Figure 1. CENSUS® results for selected microbial populations (cells/bead) in MW-1

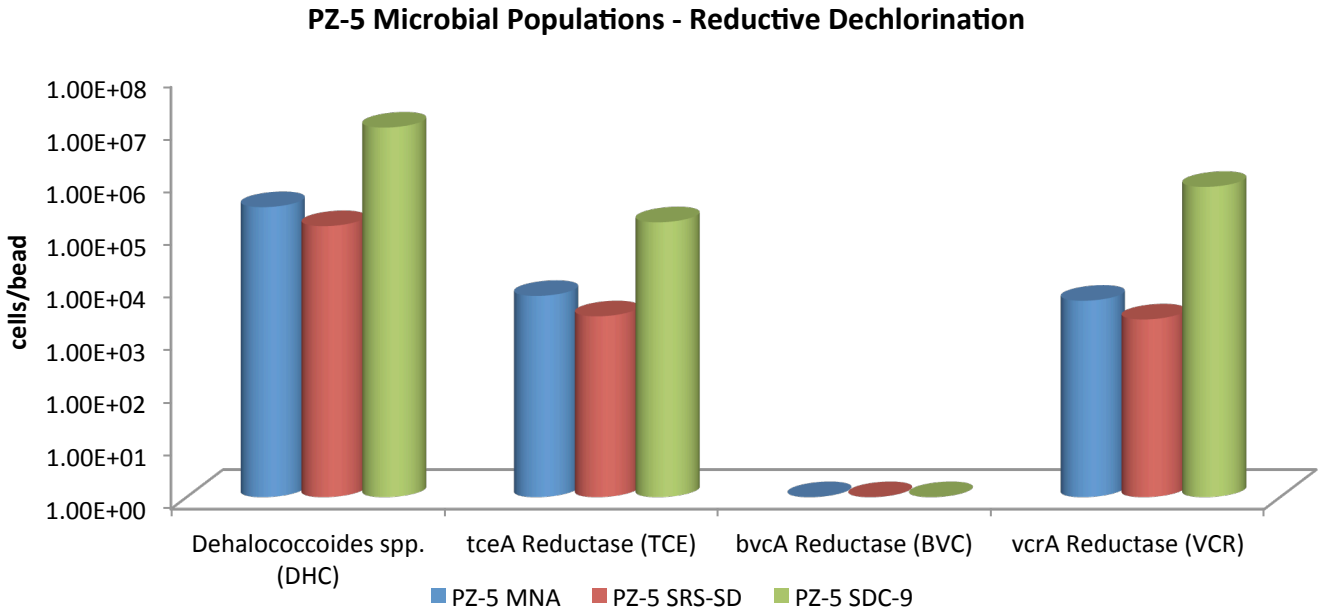

Figure 2. CENSUS® results for selected microbial populations (cells/bead) in PZ-5.

10515 Research Drive
Knoxville, TN 37932
Phone: 865.573.8188
Fax: 865.573.8133
www.microbe.com

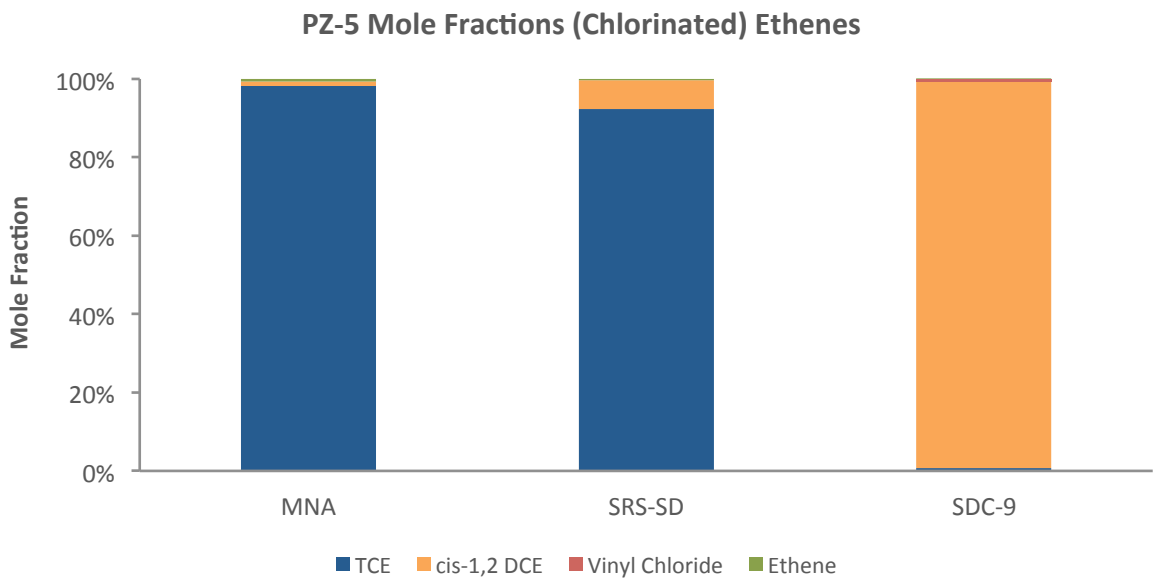

Figure 3. Contaminant mole fractions in ISM units deployed in monitoring well PZ-5.

10515 Research Drive
Knoxville, TN 37932
Phone: 865.573.8188
Fax: 865.573.8133
www.microbe.com

Interpretation

Bio-Trap® *In Situ* Microcosm studies are designed to provide the chemical, geochemical, and microbiological lines of evidence required to evaluate remediation options in a single, cost-effective field study. To aid in the decision making process, comparisons should generally focus on differences in results between *In Situ* Microcosm units. For example, comparison of the *Dehalococcoides* populations in the Control and BioStim units can be used to assess whether electron donor addition would stimulate growth of this key group of halorespiring bacteria. While results for individual analyses should be compared between units, overall interpretation should integrate all lines of evidence with due consideration of site conditions, site activities, and the desired treatment mechanism. The following discussion describes interpretation of results in general terms and is meant to serve as a guide.

Microbial Populations: CENSUS® analysis allows site managers to quantify targeted members of the microbial community deemed critical for site remediation. Total Eubacteria provides an index of the total bacterial biomass and is generally greater than 10^6 cells/bead in the absence of factors inhibiting microbial growth. While a number of bacterial cultures capable of utilizing PCE and TCE as growth supporting electron acceptors have been isolated[1-5], *Dehalococcoides* spp. may be the most important because they are the only bacterial group that has been isolated to date which is capable of complete reductive dechlorination of PCE to ethene[6]. In fact, the presence of *Dehalococcoides* spp. has been associated with the full dechlorination to ethene at sites across North America and Europe[7]. Thus, CENSUS® quantification of *Dehalococcoides* in each Bio-Trap *In Situ* Microcosm unit can be used to evaluate the likelihood of complete reductive dechlorination of PCE and TCE under MNA conditions, the ability of electron donor addition alone to stimulate growth of halorespiring bacteria (BioStim), and the survival of commercial *Dehalococcoides* cultures in the field (BioAug). The accumulation of the daughter products *cis*-DCE and vinyl chloride termed "DCE stall" is relatively common at PCE/TCE sites especially under MNA conditions. Accumulation of vinyl chloride, generally considered more carcinogenic than the parent compounds, is particularly problematic. CENSUS® quantification of vinyl chloride reductase genes (*bvc*A and *vcr*A) was developed to more definitively confirm the potential for biodegradation of vinyl chloride. Again, comparison of vinyl chloride reductase copies between units can be used to assess the efficacy of enhanced bioremediation approaches (biostimulation and bioaugmentation) to enhance populations of organisms specifically capable of reductive dechlorination of vinyl chloride.

Biomass Concentrations: PLFA analysis is one of the most reliable and accurate methods available for the determination of viable (live) biomass. Phospholipids break down rapidly upon cell death, so biomass calculations based on PLFA content do not include "fossil" lipids from dead cells. Total biomass (cells/bead) is calculated from total PLFA using a conversion factor of 20,000 cells/pmole of PLFA. When making comparisons between wells, treatments, or over time, differences of one order of magnitude or more are considered significant.

Total Biomass		
Low	**Moderate**	**High**
10^3 to 10^4 cells	10^5 to 10^6 cells	10^7 to 10^8 cells

Community Structure (% total PLFA): Community structure data is presented as a percentage of PLFA structural groups normalized to the total PLFA biomass. The relative proportions of the PLFA structural groups provide a "fingerprint" of the types of microbial groups (e.g. anaerobes, sulfate reducers, etc.) present and therefore offer insight into the dominant metabolic processes occurring at the sample location. Thorough interpretation of the PLFA structural groups depends in part on an understanding of site conditions and the desired microbial biodegradation pathways. For example, an increase in mid chain branched saturated PLFA (MidBrSats), indicative of sulfate reducing bacteria (SRB) and Actinomycetes, may be desirable at a site where anaerobic BTEX biodegradation is the treatment mechanism, but would not be desirable for a corrective action promoting aerobic BTEX or MTBE

10515 Research Drive
Knoxville, TN 37932
Phone: 865.573.8188
Fax: 865.573.8133
www.microbe.com

biodegradation. The following table provides a brief summary of each PLFA structural group and its potential relevance to bioremediation.

Table 3. Description of PLFA structural groups.

PLFA Structural Group	General classification	Potential Relevance to Bioremediation Studies
Monoenoic (Monos)	Abundant in Proteobacteria (Gram negative bacteria), typically fast growing, utilize many carbon sources, and adapt quickly to a variety of environments.	Proteobacteria is one of the largest groups of bacteria and represents a wide variety of both aerobes and anaerobes. The majority of Hydrocarbon utilizing bacteria fall within the Proteobacteria.
Terminally Branched Saturated (TerBrSats)	Characteristic of Firmicutes (Low G+C Gram-positive bacteria), and also found in *Bacteriodes*, and some Gram-negative bacteria (especially anaerobes).	Firmicutes are indicative of presence of anaerobic fermenting bacteria (mainly *Clostridia/Bacteriodes*-like), which produce the H_2 necessary for reductive dechlorination.
Branched Monoenoic (BrMonos)	Found in the cell membranes of micro-aerophiles and anaerobes, such as sulfate- or iron-reducing bacteria.	In contaminated environments high proportions are often associated with anaerobic sulfate and iron reducing bacteria.
Mid-Chain Branched Saturated (MidBrSats)	Common in sulfate reducing bacteria and also Actinobacteria (High G+C Gram-positive bacteria).	In contaminated environments high proportions are often associated with anaerobic sulfate and iron reducing bacteria.
Normal Saturated (Nsats)	Found in all organisms.	High proportions often indicate less diverse populations.
Polyenoic	Found in higher plants and animals.	Eukaryotic scavengers will often prey on contaminant utilizing bacteria.

Physiological Status (Proteobacteria): Some Proteobacteria modify specific PLFA as a strategy to adapt to stressful environmental conditions (3, 4). For example, *cis* monounsaturated fatty acids may be modified to cyclopropyl fatty acids during periods of slowed growth or modified to *trans* monounsaturated fatty acids to decrease membrane permeability in response to environmental stress. The ratio of product to substrate fatty acid thus provides an index of their health and metabolic activity. In general, status ratios greater than 0.25 indicate a response to unfavorable environmental conditions.

Dissolved Gases: When comparing concentrations of dissolved gases between *In Situ* Microcosm units, particular care should be afforded to the dissolved ethene concentration. While ethene can volatilize, can be further metabolized, or be further reduced to ethane in some environments, greater concentrations of ethene generally indicate complete reductive dechlorination of PCE and TCE. In addition to quantifying the end products of reductive dechlorination, analysis of dissolved gases includes determination of dissolved methane. Combined with results of geochemical analysis (See Anions), elevated methane concentrations are indicative of highly reducing conditions conducive to reductive dechlorination. However, methanogens also compete with dechlorinating bacteria including *Dehalococcoides* for available hydrogen.

10515 Research Drive
Knoxville, TN 37932
Phone: 865.573.8188
Fax: 865.573.8133
www.microbe.com

Glossary

Amendment Supplier: a component that fits inside the MICRO-Trac/Bio-Trap unit at the bottom. This component is designed to slowly diffuse a desired amendment within a BioStim and/or a BioAug Unit during the incubation time.

Sampler: Individual components consisting either of a geochemical (GEO), contaminant of concern (COC) or microbial (MICRO) sampler. Geochemical samplers are essentially VOA vials with special septa that facilitate transfer. The microbial samplers are made from a smaller PVC pipe ~1" x 3 ½" and contains Bio-Sep® beads which serve as a microbial growth matrix.

> **COC Sampler:** 40 mL amber VOA with a low density polyethylene membrane permitting passive diffusion of volatile organic compounds (VOCs).
>
> **GEO Sampler:** a 20 mL amber VOA with a nylon based membrane permitting passive diffusion of anionic species.
>
> **MICRO Sampler:** a polyvinylchloride cassette containing Bio-Sep® beads which provide a large surface area for microbial growth. In addition to a matrix for microbial growth, the Bio-Sep® beads can be "baited" with amendments including ^{13}C labeled chlorobenzene as used in this study. Bio-Sep® beads were designed to allow extraction of phospholipids fatty acids and DNA for analysis of microbial communities.

Unit: 1.25" x 15" PVC housing that all of the samplers are place into for deployment. Units will have baffled end caps to separate different zones within the monitoring well. Typically each unit will correspond to a treatment approach.

Assembly: Collections of Units for a particular monitoring well. Samplers (GEO, COC, and MICRO) are placed in each unit. Units are linked to form an Assembly. An entire Assembly (consisting of multiple units) is deployed in each wel**l.**

CENSUS: CENSUS is based on a technique called quantitative polymerase chain reaction (qPCR) whereby many copies of a specific gene are generated. As each gene copy is made, a fluorescent marker is released, measured, and used to quantify the number of target genes present in a sample.

10515 Research Drive
Knoxville, TN 37932
Phone: 865.573.8188
Fax: 865.573.8133
www.microbe.com

References

1. Gerritse, J., V. Renard, T. M. Pedro Gomes, P. A. Lawson, M. D. Collins, and J. C. Gottschal. 1996. "*Desulfitobacterium* sp. Strain PCE1, an anaerobic bacterium that can grow by reductive dechlorination of tetrachloroethene or ortho-chlorinated phenols." Archives of Microbiology 165(2): 132-140.

2. Gerritse, J., O. Drzyzga, G. Kloetstra, M. Keijmel, L. P. Wiersum, R. Hutson, M. D. Collins, and J. C. Gottschal. 1999. "Influence of different electron donors and acceptors on dehalorespiration of tetrachloroethene by *Desulfitobacterium frappieri* TCE1." Applied and Environmental Microbiology 65(12): 5212-5221.

3. Holliger, C., G. Schraa, A.J.M. Stams, and A.J.B. Zehnder. 1993. "A highly purified enrichment culture couples the reductive dechlorination of tetrachloroethene to growth." Applied and Environmental Microbiology 59 (9): 2991-2997.

4. Krumholz, L. R., R. Sharp, and S. S. Fishbain. 1996. "A freshwater anaerobe coupling acetate oxidation to tetrachloroethylene dehalogenation." Applied and Environmental Microbiology 62(11): 4108-4113.

5. Löffler, F.E., R.A. Sanford, and J.M. Tiedje. 1996. "Initial characterization of a reductive dehalogenase from *Desulfitobacterium chlororespirans* Co23." Applied and Environmental Microbiology 62(10): 3809–3813.

6. Maymó-Gatell, X., T. Anguish, and S.H. Zinder. 1999. "Reductive dechlorination of chlorinated ethenes and 1,2-dichloroethane by *Dehalococcoides ethenogenes* 195." Applied and Environmental Microbiology 65(7): 3108–3113.

7. Hendrickson, E.R., J. Payne, R.M. Young, M.G. Starr, M.P. Perry, S. Fahnestock, D.E. Ellis, and R.C. Eversole. 2002. "Molecular analysis of *Dehalococcoides* 16S ribosomal DNA from chloroethene-contaminated sites throughout North America and Europe." Applied and Environmental Microbiology 68(2): 485-495.

8. Maymo-Gatell, X. 1997. "*Dehalococcoides ethenogenes* Strain 195, A novel eubacterium that reductively dechlorinates tetrachloroethene (PCE) to ethene." Report No. AL/EQ-TR-1997-0029.

9. Gerritse et al. 1999. "Influence of different electron donors and acceptors on dehalorespiration of tetrachloroethene by *Desulfitobacterium frappieri* TCE1." Applied and Environmental Microbiology 65(12): 5212-5221.

10. Suyama et al. 2001. "Isolation and characterization of *Desulfitobacterium* sp. strain Y51 capable of efficient dehalogenation of tetrachlorethene and polychloroethanes." Bioscience Biotechnology and Biochemistry 65(7): 1474-1481.

10515 Research Drive
Knoxville, TN 37932
Phone: 865.573.8188
Fax: 865.573.8133
www.microbe.com