1050 Crown Pointe Parkway
Suite 550
Atlanta, Georgia 30338

(404) 315-9113 *Telephone*
(404) 315-8509 *Fax*

Justin Vickery, P.G.
Associate

(678) 336-8538 *Direct Line*
jvickery@envplanning.com

November 30, 2016

Peter Johnson
Compliance Officer, Response and Remediation Program
Land Protection Branch
Georgia Environmental Protection Division
2 Martin Luther King Jr. Drive, SE
Suite 1054 East Floyd Tower
Atlanta, GA 30334

Re: Voluntary Remediation Program Progress Report #6
Rheem Manufacturing Company
138 Roberson Mill Road
Milledgeville, Georgia

Dear Mr. Johnson:

Please find attached one paper copy and two electronic copies of the above-referenced report.

If you have any questions, please call.

Sincerely,

Justin Vickery, P.G.
Associate

Attachment: Voluntary Remediation Program Progress Report #6

Prepared for:

RHEEM MANUFACTURING COMPANY
138 Roberson Mill Road N.W.
Milledgeville, GA 31061

VOLUNTARY REMEDIATION PROGRAM PROGRESS REPORT #6
Rheem Manufacturing Company
Milledgeville, Georgia

Prepared by:

EPS

1050 Crown Pointe Parkway, Suite 550
Atlanta, Georgia 30338
Tel: 404-315-9113

November 2016

VOLUNTARY REMEDIATION PROGRAM PROGRESS REPORT #6

RHEEM MANUFACTURING COMPANY
MILLEDGEVILLE, GEORGIA

Prepared For:

RHEEM MANUFACTURING COMPANY
138 Roberson Mill Road N.W.
Milledgeville, GA 31061

Prepared By:

EPS
1050 Crown Pointe Parkway, Suite 550
Atlanta, GA 30338
Tel: 404-315-9113

Justin Vickery, P.G.

November 2016

EPS

VOLUNTARY REMEDIATION PROGRAM PROGRESS REPORT #6
RHEEM MANUFACTURING COMPANY
Milledgeville, Georgia

November 2016

TABLE OF CONTENTS

1 INTRODUCTION 1

1.1 Summary 1
1.2 Background 1

2 VRP PROJECT MANAGEMENT 2

2.1 Professional Geologist Oversight 2
2.2 Milestone Schedule 2
2.3 Conceptual Site Model (CSM) 2

3 RECENTLY COMPLETED ACTIVITIES 3

3.1 Overview 3
3.2 Assessment and Monitoring 3
3.2.1 Off-Property Groundwater Monitoring 3
3.3 Remediation 4
3.3.1 Groundwater Remedial Action 4
3.3.1.1 Release Area Groundwater Remediation 4
3.3.1.2 Property Line ART System 4
3.3.1.3 Groundwater Pump-and-Treat System 5
3.3.2 Soil (Vadose Zone) Remedial Action 6
3.3.3 On-Property Sub-Slab Depressurization System Installation 6

4 PLANNED ACTIVITIES FOR NEXT REPORTING PERIOD 7

4.1 On-Property Activities 7
4.1.1 Groundwater Remedial Action 7
4.1.1.1 TCE Release Area Groundwater Bioremediation 7
4.1.1.2 Property Line ART System Operation 7
4.1.1.3 Groundwater Pump-and-Treat System Operation 7
4.1.2 Soil SVE System Operation 7
4.1.3 Sub-Slab Depressurization System Installation 7
4.2 Off-Property Activities 8

5 REFERENCES 9

LIST OF FIGURES

Figure 1 Property Vicinity Topographic Map
Figure 2A Property Plan
Figure 2B Property Vicinity Plan
Figure 3 Potentiometric Surface Map for Off-Property Wells (October 2016)
Figure 4 Groundwater TCE Sampling Results for Off-Property Wells (October 2016)
Figure 5A October 2016 TCE Release Area Baseline Groundwater Sampling Event (0-50ft)
Figure 5B October 2016 TCE Release Area Baseline Groundwater Sampling Event (50-100ft)
Figure 5C October 2016 TCE Release Area Baseline Groundwater Sampling Event (>100ft)
Figure 6 Property Line Plan
Figure 7 Sub-Slab Depressurization System Layout

LIST OF TABLES

Table 1 Well Construction Details
Table 2 Groundwater Elevation Summary – Off-Property Monitoring Wells
Table 3 Groundwater TCE Sampling Results – Off-Property Monitoring Wells
Table 4 Groundwater TCE Sampling Results – TCE Release Area Monitoring Wells
Table 5 Bioremediation Parameter Sampling Results – TCE Release Area Monitoring Wells
Table 6 Groundwater TCE Sampling Results – ART Performance Monitoring Wells

LIST OF APPENDICES

Appendix A Professional Geologist Summary of Hours
Appendix B Milestone Schedule
Appendix C Monitoring Well Sampling Forms
Appendix D Laboratory Analytical Reports
Appendix E Boring Logs and Well Construction Information

EPS

VOLUNTARY REMEDIATION PROGRAM PROGRESS REPORT #6
RHEEM MANUFACTURING COMPANY
Milledgeville, Georgia

GROUNDWATER SCIENTIST STATEMENT

I certify that I am a qualified ground water scientist who has received a baccalaureate or post-graduate degree in the natural sciences or engineering, and have sufficient training and experience in ground water hydrology and related fields, as demonstrated by state registration and completion of accredited university courses, that enable me to make sound professional judgments regarding groundwater monitoring and contaminant fate and transport. I further certify that this Progress Report was prepared by me or by a subordinate working under my direction.

Certified by: _____ Date: 11-30-16

Justin D. Vickery, P.G.
Associate
No. 1745

1 INTRODUCTION

1.1 Summary

This Voluntary Remediation Program (VRP) Progress Report is submitted on behalf of Rheem Manufacturing Company (Rheem) for the former Rheem manufacturing facility (Facility) located at 138 Roberson Mill Road in Milledgeville, Georgia (Property). The purpose of this Progress Report is to describe the activities conducted during the current reporting period (May2016 through October 2016) and to discuss planned activities for the next reporting period. Specifically, this Progress Report includes: (i) an update to the Milestone Schedule, (ii) an update on the activities completed during this reporting period, (iv) a discussion of the effectiveness of ongoing remedial actions, and (vi) a discussion of the planned activities for the next reporting period.

1.2 Background

The Facility was used for the manufacturing of domestic air conditioning units and furnaces from 1978 until it ceased operations in 2009. The Property is comprised of 41.12 acres and is primarily improved with a vacant manufacturing and office building, and an asphalt-paved parking lot. It is fenced and has full time security. A regional topographic map of the surrounding area is shown on Figure 1 (all figures are included in the Figures attachment). An aerial photograph of the Property is included as Figure 2A, and an aerial photograph of the Property and surrounding area is included as Figure 2B.

In September 1988, a release of reclaimed trichloroethene (TCE) was discovered by Rheem and reported to the Georgia Environmental Protection Division (EPD). The release occurred in the tank farm area from underground piping connecting two aboveground TCE storage tanks (TCE ASTs) to a parts washer inside the Facility. The quantity and duration of the TCE release are unknown. A groundwater recovery system, which is still in operation, was installed in 1989-1990 to remediate TCE in groundwater. Since that time, Rheem has performed ongoing assessment and remedial action activities with oversight by the EPD Land Protection Branch.

2 VRP PROJECT MANAGEMENT

2.1 Professional Geologist Oversight

This Progress Report includes a certification by Justin Vickery, P.G., the Professional Geologist specified in the VRP application. Appendix A contains a monthly summary of hours invoiced by the P.G.

2.2 Milestone Schedule

An updated milestone schedule is included in Appendix B.

2.3 Conceptual Site Model (CSM)

No data was collected during the reporting period that would significantly alter the CSM. The CSM may be updated in future Progress Reports as additional data becomes available.

3 RECENTLY COMPLETED ACTIVITIES

3.1 Overview

Section 3 discusses activities conducted between May 1, 2016 and October 31, 2016, including:

- off-Property groundwater monitoring,
- on-Property release area groundwater remedial activities including the installation of a portion of the planned injection wells and a TCE release area baseline groundwater sampling event,
- the operation of the Accelerated Remediation Technology (ART) system and ART performance monitoring,
- on-Property vadose zone remediation, and
- on-Property sub-slab depressurization system fan installations and system startup.

3.2 Assessment and Monitoring

3.2.1 Off-Property Groundwater Monitoring

On April 26-28, 2016, the network of off-Property monitoring wells (MW-33, MW-34, MW-35, MW-36, MW-43, MW-44, MW-45, MW-46, MW-47, and MW-54) were gauged with a water level meter, purged, and sampled for volatile organic compounds (VOCs). Well construction information is provided on Table 1. The wells were purged using low flow/low volume methods. Purge forms are included in Appendix C.

Table 2 summarizes groundwater elevations, and Figure 3 is a potentiometric surface map for the April 2016 gauging event. The groundwater flow direction was to the south-southwest, similar to the direction depicted on historical potentiometric surface maps.

Consistent with historical results, TCE was detected in samples collected from MW-33 (170 µg/L), MW-34 (58 µg/L), MW-43 (160 µg/L), and MW-46 (24 µg/L), but was not detected in MW-35, MW-36, MW-44, MW-45, MW-47, or MW-54. Also, consistent with historical data, cis-1,2-dichloroethene (cDCE) was detected in samples collected from MW-33 (15 µg/L) and MW-43 (8.1 µg/L), but was not detected in the other wells. TCE results are shown on Figure 4 and summarized in Table 3. The laboratory analytical report is included in Appendix D. Table 3 provides a sampling history for TCE in the off-Property monitoring wells.

3.3 Remediation

3.3.1 Groundwater Remedial Action

3.3.1.1 Release Area Groundwater Remediation

3.3.1.1.1 Injection Well Installation

The TCE release area groundwater remedial approach was described in Section 6.1.2 of VRP Progress Report #5 (EPS, 2016) and will consist of *in situ* bioremediation/bioaugmentation. In October 2016, injection well groups IW-1 through IW-5 were installed at the locations shown on Figure 5. At each of the locations, between three and five 1-inch diameter wells were installed at varying depths to span the treatment interval. Boring logs for these wells are included in Appendix E.

3.3.1.1.2 Baseline Groundwater Sampling Event

On October 24-28, 2016, monitoring wells within the anticipated treatment zone were purged using the low flow/low volume methods and sampled to provide a baseline condition. TCE results for these wells are summarized on Table 4 and Figure 5. Samples were also collected to establish baseline parameters for bioremediation assessment including methane, ethane, ethene, nitrate, sulfate, and total organic carbon (TOC). Table 5 summarizes the sampling results for the baseline bioremediation parameters. TCE and bioremediation sampling results will be discussed in future progress reports.

3.3.1.2 Property Line ART System

3.3.1.2.1 Overview

During the current reporting period, operation of the property line ART system continued and, as described in Section 3.3.1.3 below, was expanded. As described in prior submittals, the ART remediation wells form a transect (*i.e.* treatment barrier) perpendicular to the TCE plume intersecting the area of highest TCE concentrations at the Property's western boundary. The goal of the ART system is to reduce the mass flux of TCE exiting the Property, allowing natural attenuation processes along the continued flow path of groundwater to address the lesser VOC flux condition.

3.3.1.2.2 ART System Expansion

On February 16-26, 2016, three new ART remediation wells (ART-6, ART-7, and ART-8) were installed to the north of the existing ART well network, as shown on Figure 6. The new ART wells were installed to extend the geographic reach of the ART system and further reduce flux of VOCs off-Property. Operation of the full-scale ART system commenced on September 15, 2016 following a required overhaul of the ART system compressor. Wells ART-1 and ART-2 were removed from operation in accordance with the planned final remediation strategy as provided in the ART System VIRP, included as Section 6.2.2 of VRP Progress Report #5 (EPS, 2015).

3.3.1.2.3 ART Performance Monitoring

Prior to initiating operation of the expanded ART system, a baseline VOC sampling event was conducted in June 2016 for monitoring well nests MW-41 and MW-42, which are down-gradient from the ART system expansion. Each of the ART performance wells were sampled in October 2016. The following graph presents results from recent and previous sampling events and illustrates the effectiveness of the ART system in substantially decreasing TCE concentrations and mass flux off-Property. ART performance well TCE sampling data is summarized on Table 6.

TCE Test Results for ART Performance Monitoring Wells

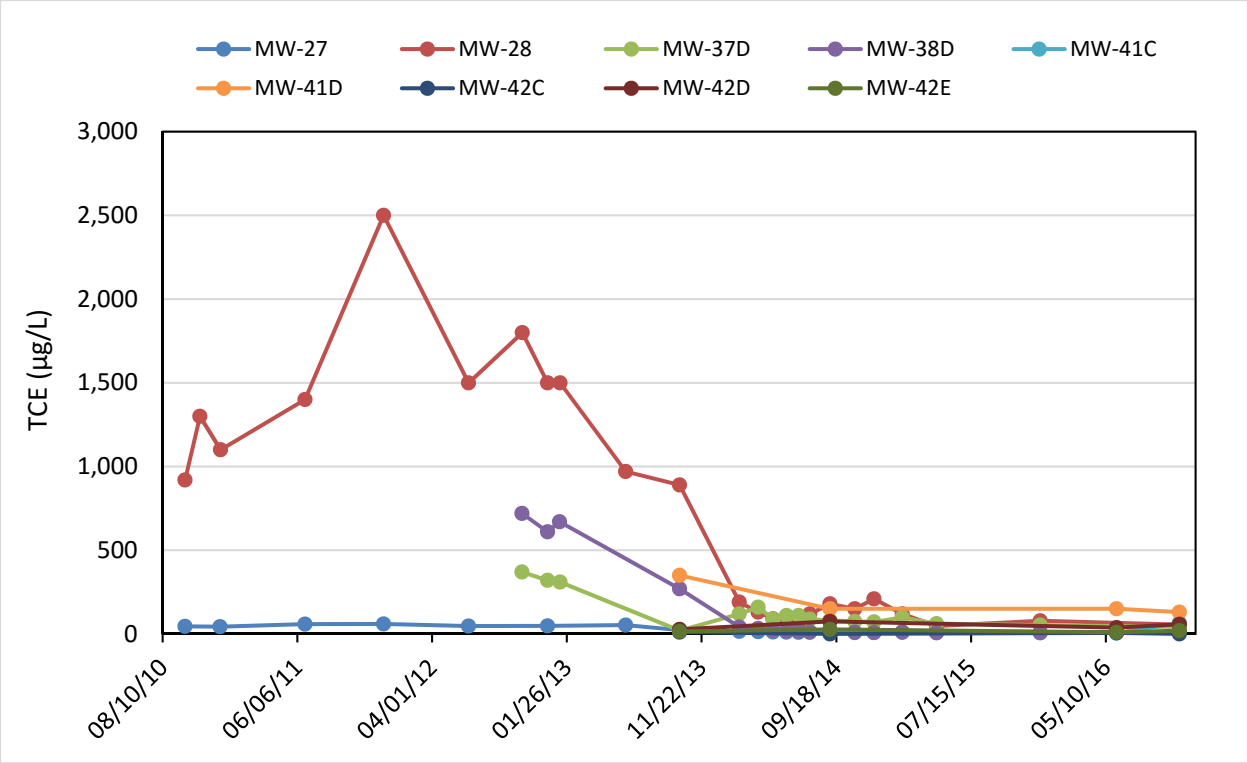

Monitoring wells MW-37S, MW-38S, MW-39, MW-41A, MW-41B, MW-41E, MW-42A, MW-42B are not included on the chart because TCE has not been detected in these wells.

3.3.1.3 Groundwater Pump-and-Treat System

Operation of the groundwater recovery (pump-and-treat) system continued for this reporting period. The system consists of four recovery wells (RW-1 through RW-4, shown on Figure 2A), each with either a down-hole pump or an injection pump, piped to an air stripper. Recovered groundwater is discharged to the City of Milledgeville publicly owned treatment works. The pump-and-treat operations will be discontinued[1] in the near future in favor of the alternate remediation strategy for on-Property groundwater described in Section 6.1.3.2 of the groundwater VIRP, included as Section 6.1.3 of VRP Progress Report #5 (EPS, 2015).

[1] Cessation of the pump-and-treat operation was described in Appendix H of the Updated VRP Application (Dec 2012).

3.3.2 Soil (Vadose Zone) Remedial Action

A soil vapor extraction (SVE) system, consisting of a 40 horsepower (HP) blower connected to 40 hydraulic fracture wells, was previously installed to extract VOCs from the vadose zone soil in the area of the TCE release. SVE system operations were initiated in April 2015. Based on initial extracted VOC concentrations, SVE exhaust was treated using a catalytic oxidizer and air scrubber until January 2016, when operation of the SVE system was temporarily suspended to change the treatment method to activated carbon. Following the installation of two 2,000-pound carbon vessels, SVE operation resumed on April 7, 2016. An estimated total of 12,506 pounds (lbs) of VOC were removed as of January 2016. Going forward, the mass of extracted TCE will be determined after each carbon change-out. As of the end of the current reporting period, the carbon had not required change-out.

3.3.3 On-Property Sub-Slab Depressurization System Installation

Previous progress reports described vapor intrusion (VI) assessment and the sub-slab depressurization (SSD) system piping installed at the Facility. In October 2016, fans were installed and connected to the piping. Figure 7 shows the SSD system lines, which include Lines 1-10, and the locations of the fans. Beginning on November 1, 2016, Lines 1-10 of the SSD system were operational.

4 PLANNED ACTIVITIES FOR NEXT REPORTING PERIOD

4.1 On-Property Activities

4.1.1 Groundwater Remedial Action

4.1.1.1 TCE Release Area Groundwater Bioremediation

EPS is currently finalizing the bioremediation design, including the implementation strategy (i.e. the injection approach) and media injection parameters (*i.e*. bioremediation media mass and volume per injection location). Design and implementation parameters will be evaluated through pilot testing in 2017.

4.1.1.2 Property Line ART System Operation

The expanded ART system has shown positive results, including decreasing concentrations of VOCs and an expanding area of influence, measured by increased dissolved oxygen and oxidation-reduction potential. During the next reporting period, the performance of the expanded system will be monitored with well nests MW-41 and MW-42[2]. Groundwater will be sampled for VOCs using passive diffusion bag methodology. These well nests will be sampled quarterly over the next year to monitor VOC concentration trends over time.

4.1.1.3 Groundwater Pump-and-Treat System Operation

Rheem anticipates continuing the operation of the groundwater pump-and-treat system as the near-term remedial technology for on-Property groundwater, until the bioremediation design concept is finalized and implemented.

4.1.2 Soil SVE System Operation

The SVE system has extracted a significant amount of TCE from the vadose zone. The system will continue to be operated during the next reporting period.

4.1.3 Sub-Slab Depressurization System Installation

The SSD system operation was initiated on November 1, 2016. During the next reporting period, equipment will be added to the system which will monitor vacuum in the lines and notify personnel in case of system shutdown or other vacuum loss.

[2] Insufficient time has passed since startup of the full-scale system to assess the performance of the ART-6, ART-7 and ART-8 remediation wells, which are monitored by well nests MW-41 and MW-42.

4.2 Off-Property Activities

Monitoring wells MW-33, MW-34, MW-35, MW-36, MW-43, MW-44, MW-45, MW-46, MW-47, and MW-54 will be sampled during the next reporting period.

5 REFERENCES

Environmental Planning Specialists, Inc., 2016, Voluntary Remediation Program Progress Report #5

Sowers, G.F., 1963, Engineering Properties of Residual Soils Derived from Igneous and Metamorphic Rocks, Proc. 2nd Panamerican Conference on Soil Mechanics and Foundation Engineering, Sao Paulo, Brazil, 39-62.

Swain, L.A., Mesko, T.O., and Holiday, E.F., 2004, Summary of the Hydrogeology of the Valley and Ridge, Blue Ridge, and Piedmont Physiographic Provinces in Eastern United States, USGS Professional Paper 1422-A.

Wilson, C. and Martin, R., 1996, Embankment dams in the Piedmont/Blue Ridge Province. Design with Residual Materials: Geotechnical and Construction Conference, ASCE GSP 63, 27-36.

Williams. L.J., W.C. Burton, 2005, Common Types of Water-Bearing Features in Bedrock, Rockdale County, Georgia in Proceedings of the 2005 Georgia Water Resources Conference, held April 25-27, 2005, at the University of Georgia.

FIGURES

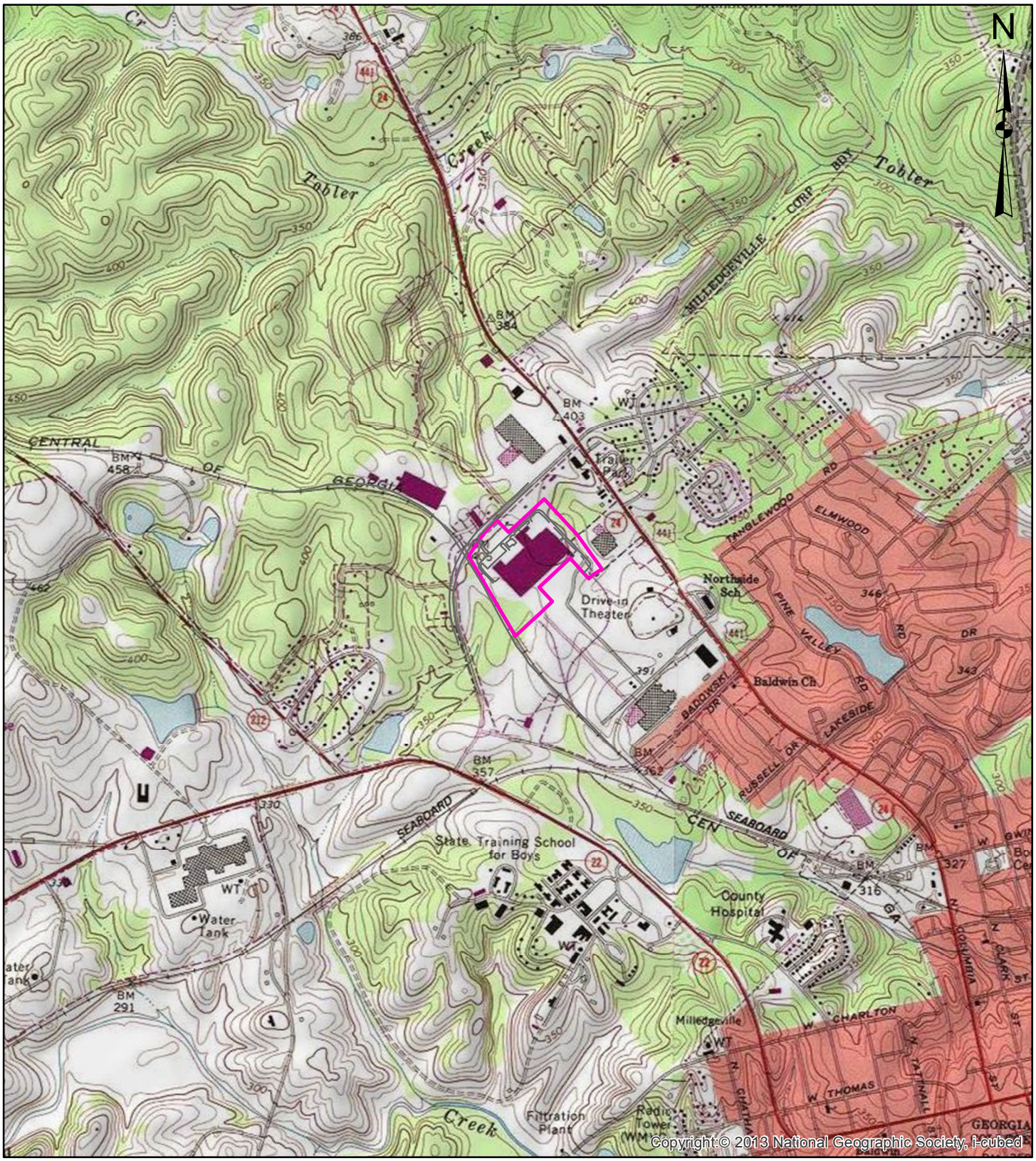

0 1,000 2,000
Feet

Legend

Property Line

Property Vicinity Topographic Map

Rheem Manufacturing Company
Milledgeville, Georgia

Environmental Planning Specialists, Inc.

Figure No.1

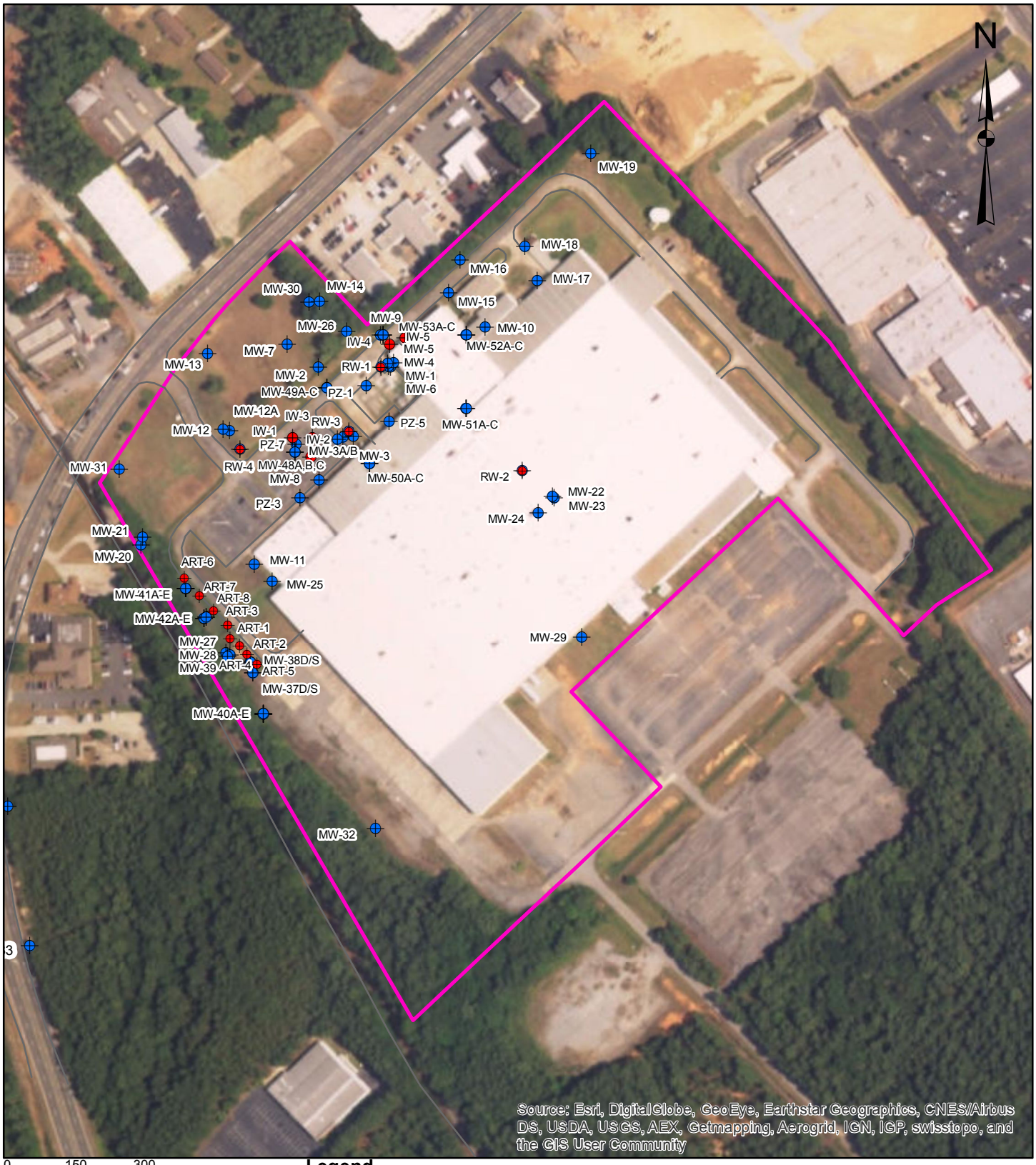

0 150 300
Feet

Legend

Property Line

Monitoring Well

Remediation Well

Property Plan

Rheem Manufacturing Company
Milledgeville, Georgia

Environmental Planning Specialists, Inc.

Figure No.2A

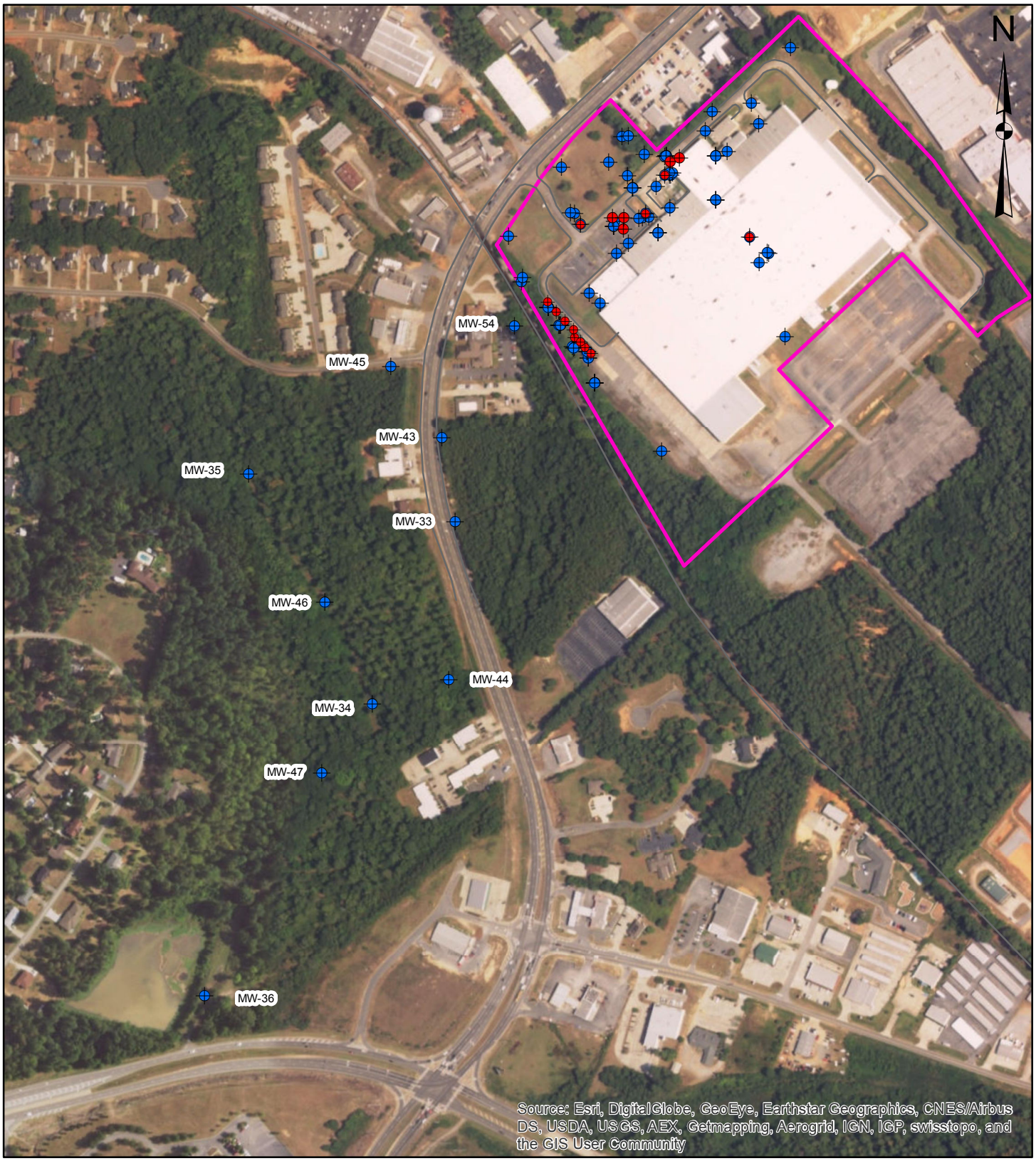

0 250 500
Feet

Legend

Property Line

Monitoring Well

Remediation Well

Property Vicinity Plan

Rheem Manufacturing Company
Milledgeville, Georgia

Environmental Planning Specialists, Inc.

Figure No.2B

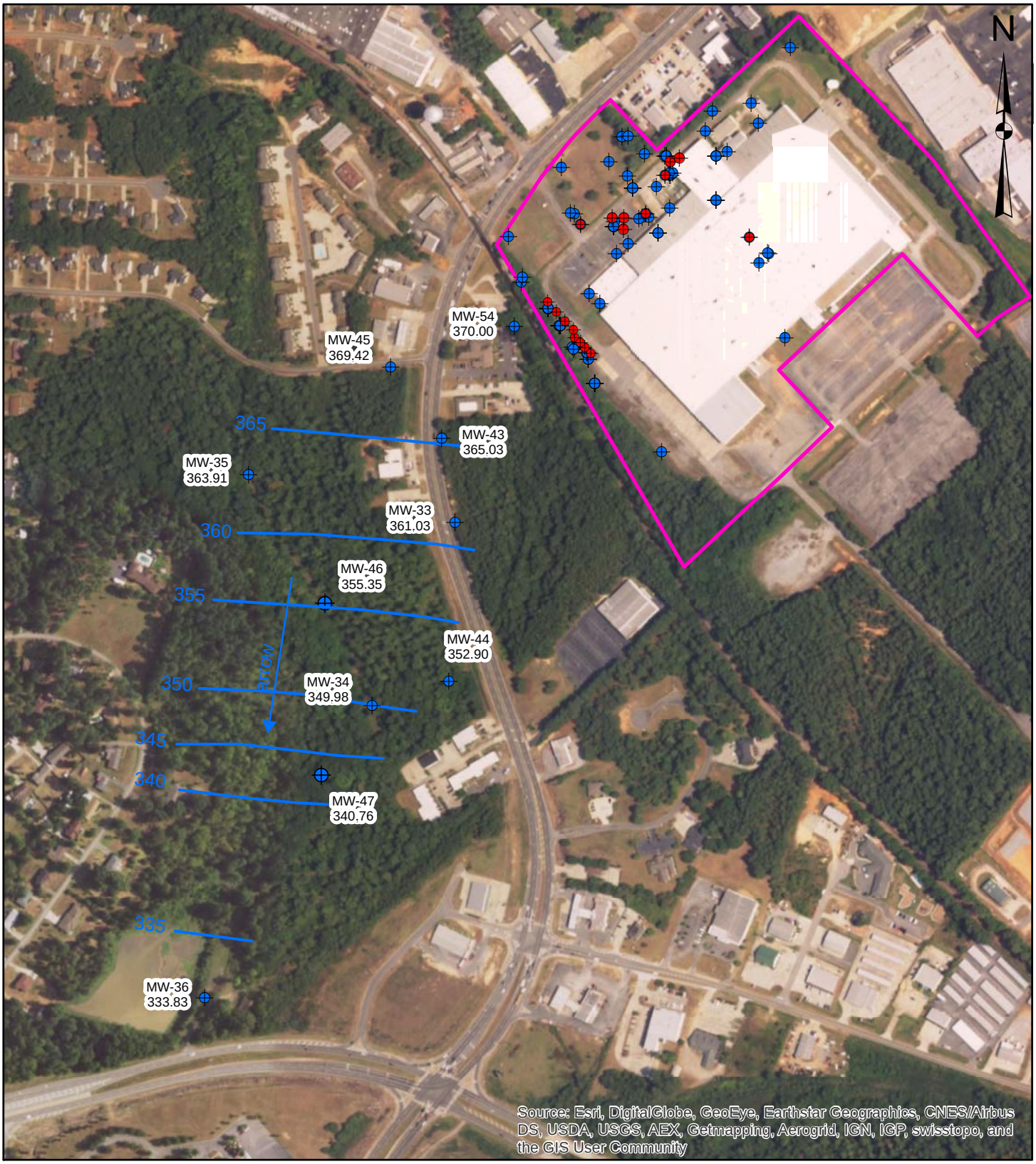

0 250 500
Feet

Legend

Property Line

Monitoring Well

334.92 Groundwater Elevation (ft)

Remediation Well

360 Potentiometric Surface Contour

Groundwater Flow Direction

Potentiometric Surface Map for Off-Property Wells (October 2016)

Rheem Manufacturing Company
Milledgeville, Georgia

Environmental Planning Specialists, Inc.

Figure No.3

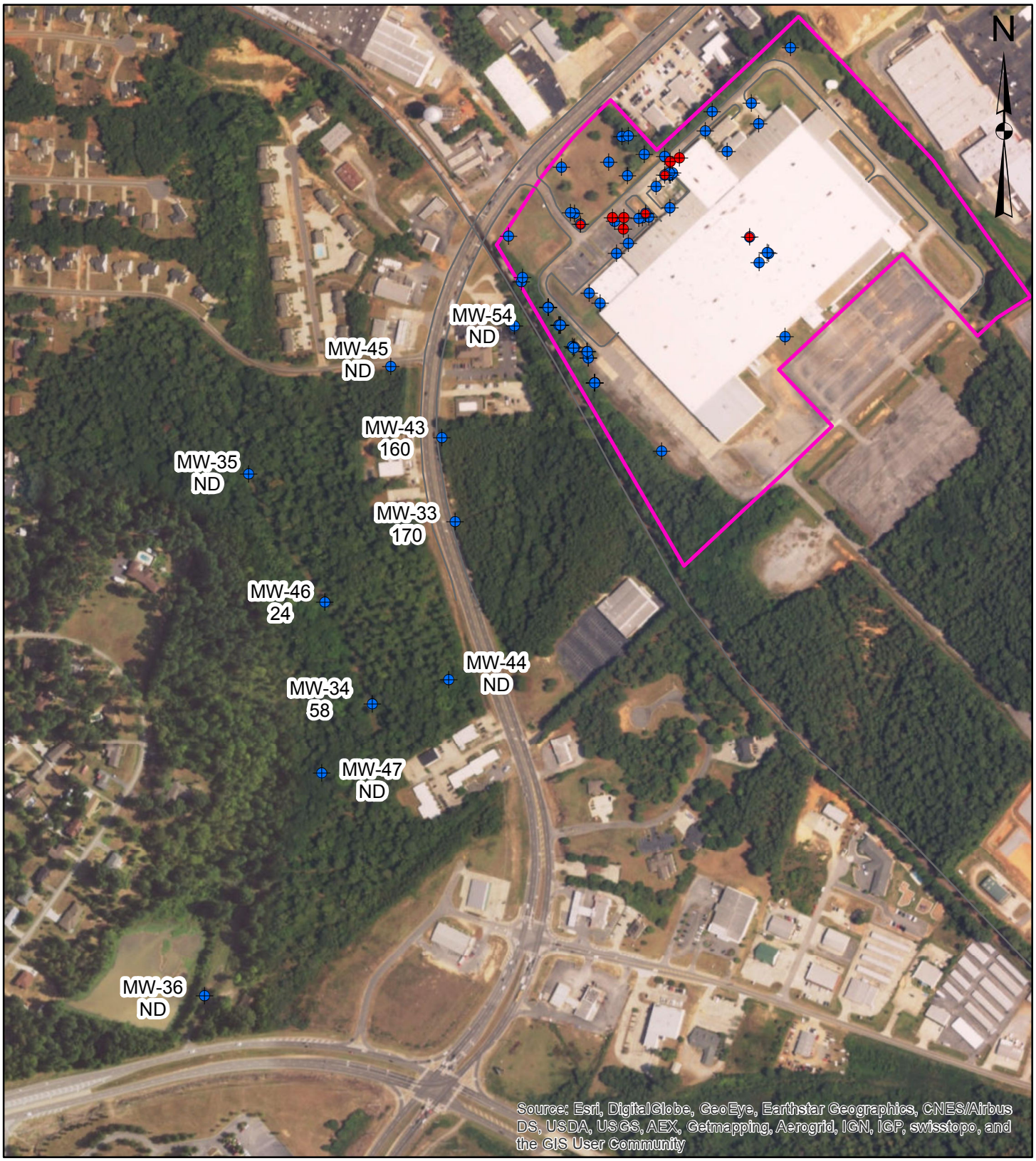

0 250 500
Feet

Legend

- Property Line
- Monitoring Well
- 58 TCE Concentration (ug/L)
- Remediation Well

Groundwater TCE Sampling Results for Off-Property Wells (October 2016)

Rheem Manufacturing Company
Milledgeville, Georgia

Environmental Planning Specialists, Inc.

Figure No.4

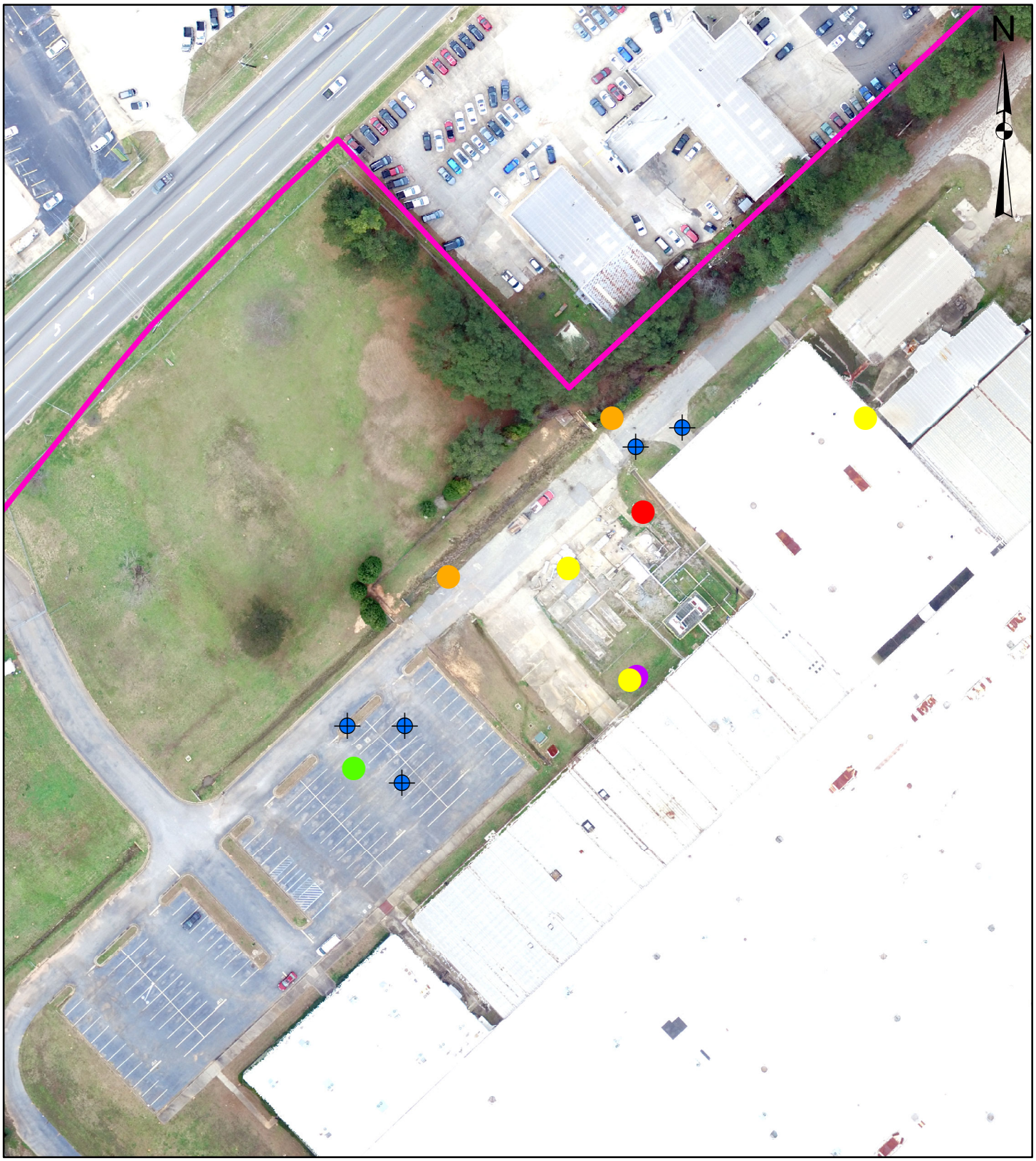

0 50 100
Feet

Legend

Property Line

IW Location

TCE Conc. (mg/L)

- Non-Detect
- < 1
- 1 - 10
- 10 - 100
- > 100

October 2016 Release Area Baseline Groundwater Sampling Event (0-50ft)

Rheem Manufacturing Company
Milledgeville, Georgia

Environmental Planning Specialists, Inc.

Figure No.5A

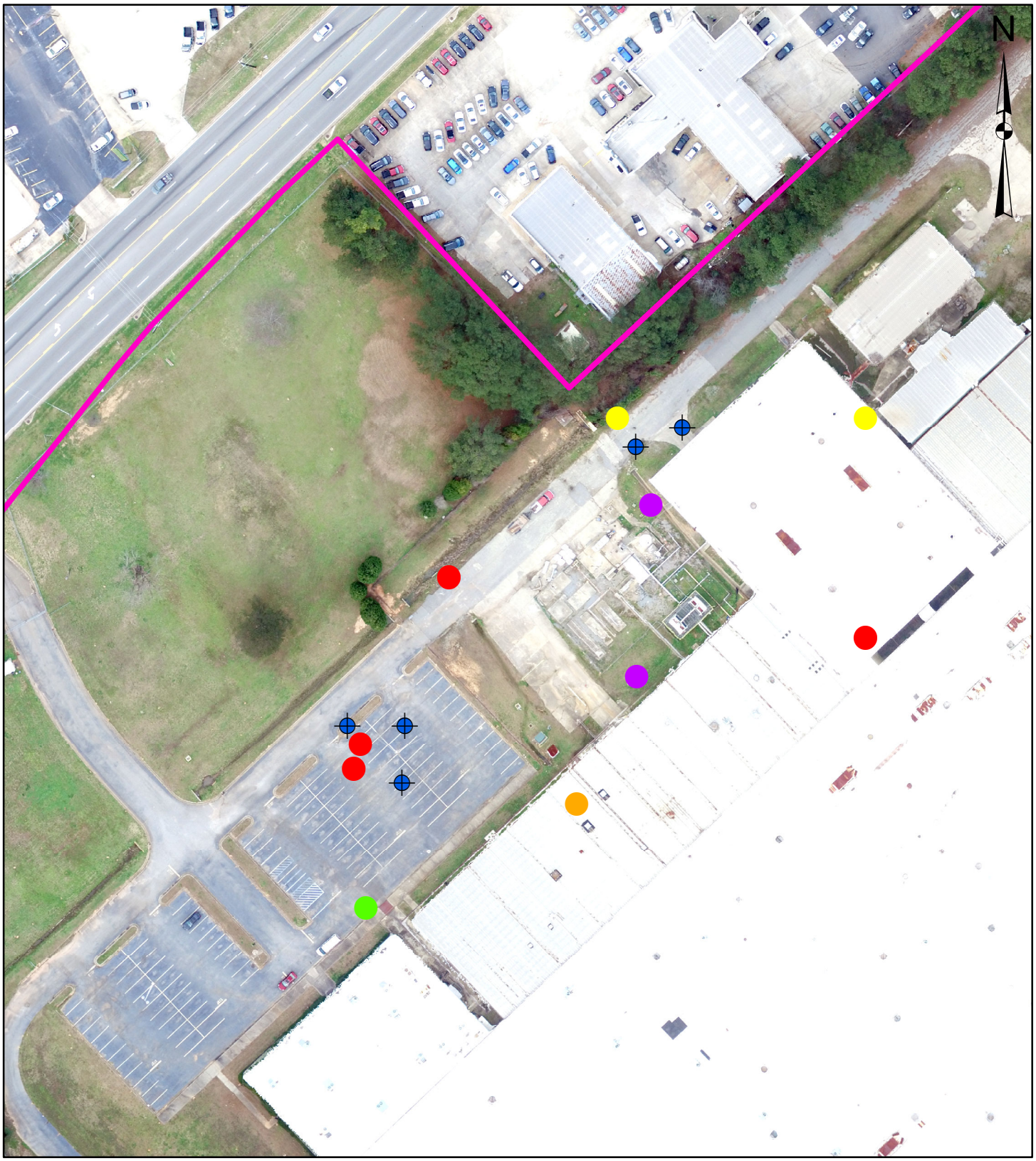

0 50 100
Feet

Legend

Property Line

IW Location

TCE Conc. (mg/L)

- Non-Detect
- < 1
- 1 - 10
- 10 - 100
- > 100

October 2016Release Area Baseline Groundwater Sampling Event (50-100ft)

Rheem Manufacturing Company
Milledgeville, Georgia

Environmental Planning Specialists, Inc.

Figure No.5B

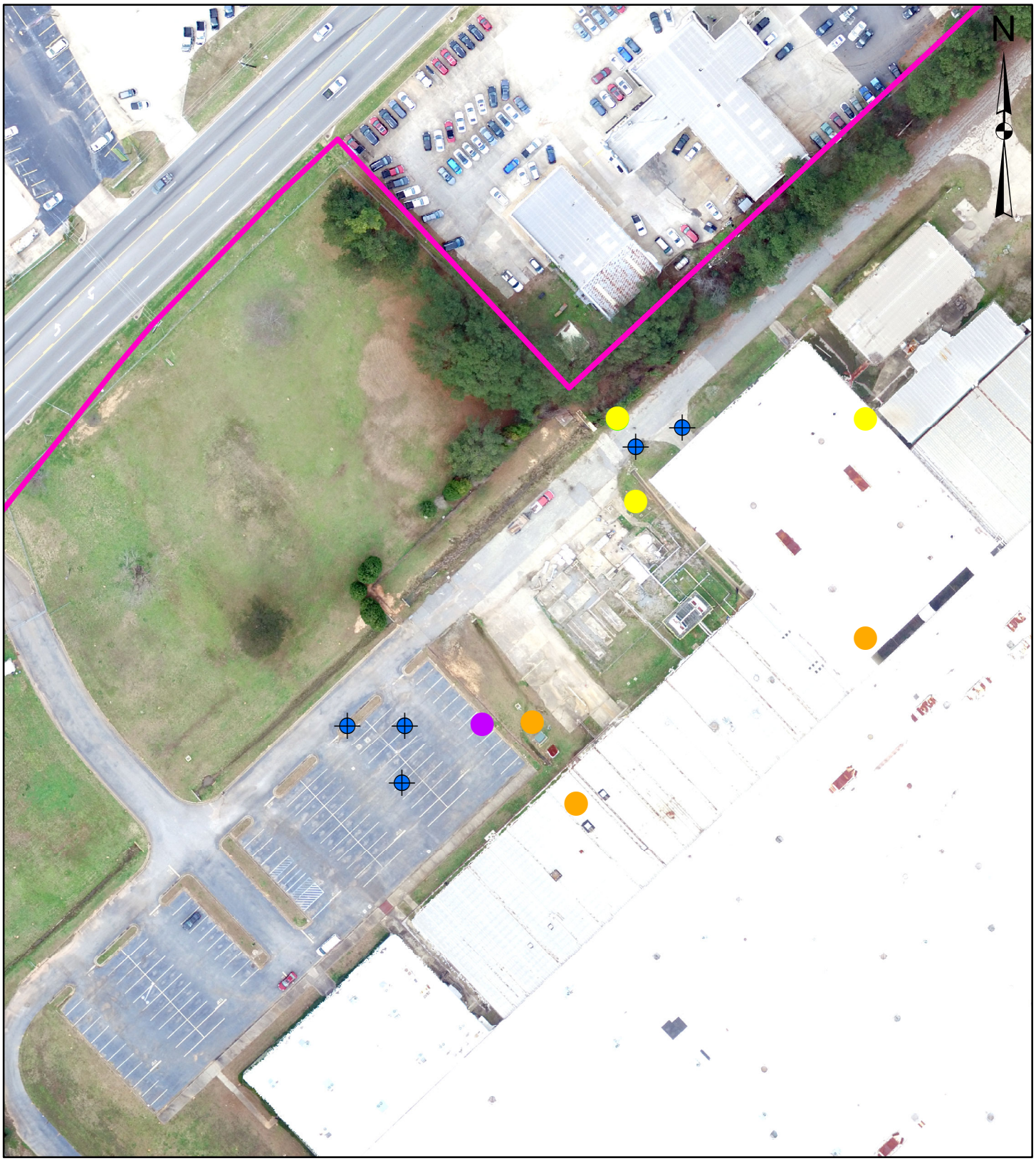

0 50 100
Feet

Legend

Property Line

IW Location

TCE Conc. (mg/L)

- Non-Detect
- < 1
- 1 - 10
- 10 - 100
- > 100

October 2016 Release Area Baseline Groundwater Sampling Event (>100ft)

Rheem Manufacturing Company
Milledgeville, Georgia

Environmental Planning Specialists, Inc.

Figure No.5C

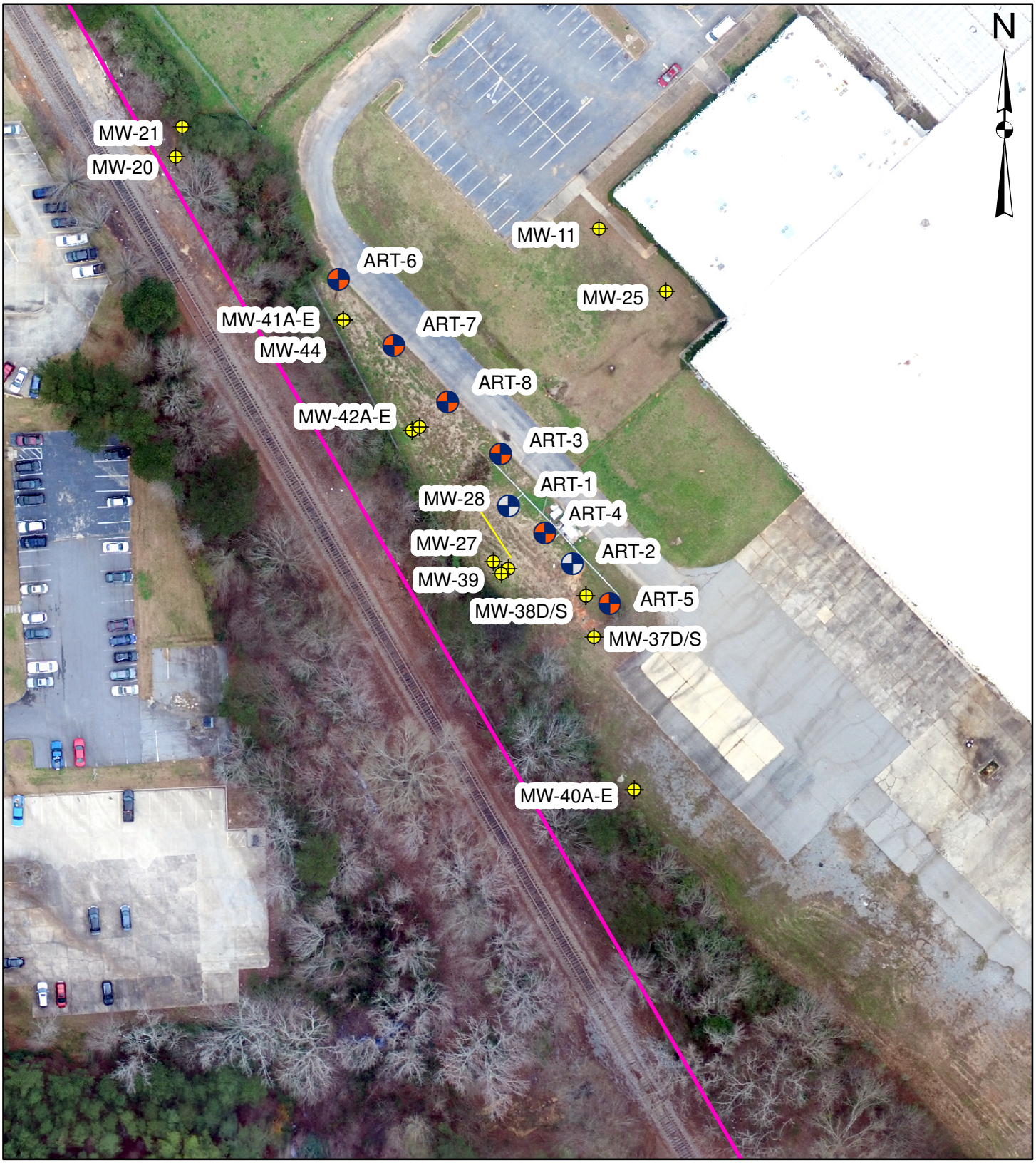

0 40 80
Feet

Legend

- ART Well Location (Active)
- ART Well Location (Decommissioned)
- Property Line
- Monitoring Well

Property Line Plan
Rheem Manufacturing Company
Milledgeville, Georgia

Environmental Planning Specialists, Inc.

Figure No.6

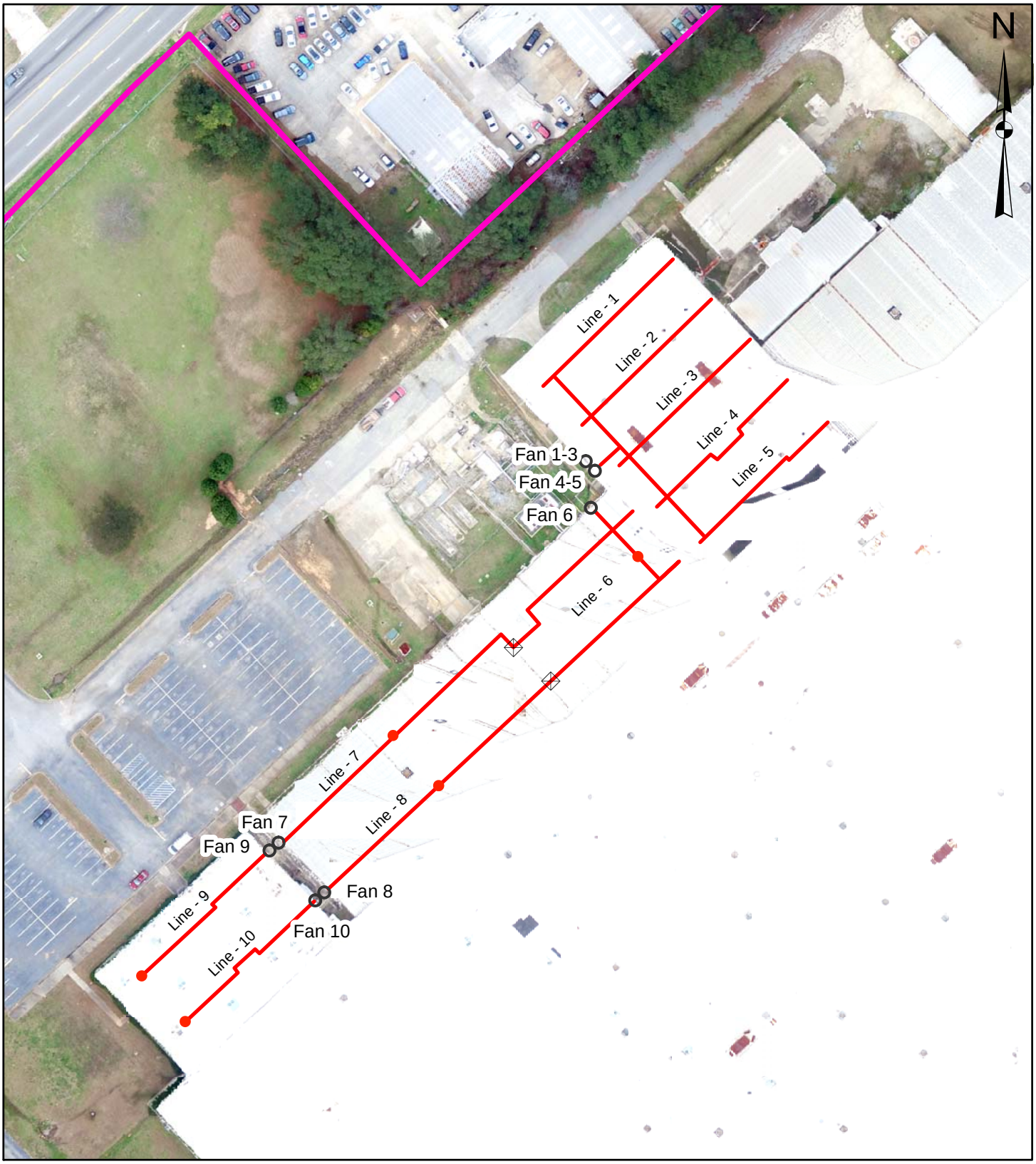

0 50 100
Feet

Legend

Sub-Slab Depressurization Lines

Access Vault

Fan

Closed Valve

Sub-Slab Depressurization System Layout

Rheem Manufacturing Company
Milledgeville, Georgia

Environmental Planning Specialists, Inc.
G:\Rheem\VRP\VRP Progress Reports\6 Nov 2016\1 Figures\2016 Report Figures\MXD

Figure No. 7

TABLES

Table 1
Well Construction Details
Rheem Manufacturing Company
Milledgeville, Georgia

Well No.	Total Depth (ft-bgs)	Screened/Open Depth Interval (ft-bgs)	Hydrogeologic Setting of Screened Interval	Installation Date
MW-1	44	29 - 44	Saprolite/PWR	11/02/88
MW-2	39	29 - 39	Saprolite/PWR	11/11/88
MW-3	40	30 - 40	Saprolite	11/09/88
MW-3A	135.5	125.5 - 135.5	Fractured Rock	09/12/90
MW-3B	209	199 - 209	Competent Rock	08/01/91
MW-4	24	14 - 24	Saprolite	11/08/88
MW-5	86.5	76.5 - 86.5	Fractured Rock	04/27/89
MW-6	125	120 - 125	Competent Rock	05/18/89
MW-7	50	40 - 50	PWR	06/29/89
MW-8	51	41 - 51	PWR	06/30/89
MW-9	45	35 - 45	PWR	06/29/89
MW-10	43	33 - 43	PWR	07/05/89
MW-11	68	58 - 68	PWR	11/30/89
MW-12	54	44 - 54	PWR	11/20/89
MW-12A	94.5	84.5 - 94.5	Competent Rock	09/13/90
MW-13	55	45 - 55	PWR	11/28/89
MW-14	49	39 - 49	PWR	11/21/89
MW-15	41.5	31.5 - 41.5	PWR	12/04/89
MW-16	35.5	25.5 - 35.5	PWR	12/05/89
MW-17	37	27 - 37	Saprolite/PWR	12/06/89
MW-18	17.5	2.5 - 17.5	Saprolite	12/06/89
MW-19	36	26 - 36	Saprolite/PWR	11/31/89
MW-20	24	9 - 24	Saprolite	01/23/90
MW-21	51	41 - 51	Saprolite	01/22/90
MW-22	80	70 - 80	Saprolite/PWR	06/20/91
MW-23	32	22 - 32	Saprolite	06/26/91
MW-24	195	175 - 195	Fractured Rock	06/08/10
MW-25	197	184 - 194	Fractured Rock	06/07/10
MW-26	131	121 - 131	Fractured Rock	06/09/10
MW-27	168	158 - 168	Fractured Rock	09/21/10
MW-28	100	90 - 100	Fractured Rock	09/23/10
MW-29	62	52 - 62	PWR	09/22/10
MW-30	73	63 - 73	PWR	09/24/10
MW-31	85	75 - 85	prolite/PWR/Fractured Ro	07/11/11
MW-32	87	77 - 87	prolite/PWR/Fractured Ro	07/11/11
MW-33	157	137 - 157	Fractured Rock	10/27/11
MW-34	182	172 - 182	PWR	07/12/12
MW-35	109	87 - 107	PWR	07/15/12
MW-36	62	50 - 60	PWR	09/20/12
MW-37S	40	30 - 40	PWR	09/21/12
MW-37D	87	77 - 87	PWR	09/21/12
MW-38S	40	30 - 40	PWR	09/22/12
MW-38D	77	67 - 77	PWR	09/22/12
MW-39	40	30 - 40	Saprolite	09/22/12
MW-40A	200	185 - 195	Bedrock	08/06/13
MW-40B	152*	140 - 150	Bedrock	08/06/13
MW-40C	92*	80 - 90	Bedrock	08/06/13

Table 1
Well Construction Details
Rheem Manufacturing Company
Milledgeville, Georgia

Well No.	Total Depth (ft-bgs)	Screened/Open Depth Interval (ft-bgs)	Hydrogeologic Setting of Screened Interval	Installation Date
MW-40D	72*	60 - 70	PWR	08/06/13
MW-40E	42*	30 - 40	PWR	08/06/13
MW-41A	200.5	195.5 - 200.5	Bedrock	07/28/13
MW-41B	142*	130 - 140	Bedrock	07/28/13
MW-41C	102*	90 - 100	Bedrock	07/28/13
MW-41D	82*	70 - 80	PWR	07/28/13
MW-41E	42*	30 - 40	PWR	07/28/13
MW-42A	200	182 - 192	Bedrock	08/05/13
MW-42B	174*	162 - 172	Bedrock	08/05/13
MW-42C	112*	100 - 110	Bedrock	08/05/13
MW-42D	85	75 - 85	PWR/Bedrock	08/06/13
MW-42E	42*	30 - 40	Saprolite/PWR	08/06/13
MW-43	112	97 - 107	PWR	08/10/13
MW-44	90	65 - 75	Bedrock	08/10/13
MW-45	95	85 - 95	PWR	12/17/13
MW-46	52	32 - 52	PWR	07/24/14
MW-47	94	74 - 94	Bedrock	07/25/14
MW-48A	98	78-98	Bedrock	01/21/15
MW-48B	73*	62-72	Bedrock	01/21/15
MW-48C	46*	35-45	PWR	01/21/15
MW-49A	88	78-88	Bedrock	01/22/15
MW-49B	69*	58-68	PWR/Bedrock	01/22/15
MW-49C	41*	30-40	Saprolite/PWR	01/22/15
MW-50A	138	123-138	Bedrock	01/24/15
MW-50B	115*	104-114	PWR/Bedrock	01/24/15
MW-50C	81*	70-80	PWR	01/24/15
MW-51A	109	99-109	Bedrock	01/26/15
MW-51B	95*	84-94	PWR	01/26/15
MW-51C	61*	50-60	PWR	01/26/15
MW-52A	144	125-135	Bedrock	01/28/15
MW-52B	91*	80-90	Bedrock	01/28/15
MW-52C	51*	40-50	PWR	01/28/15
MW-53A	137	127-137	Bedrock	01/30/15
MW-53B	121*	110-120	Bedrock	01/30/15
MW-53C	81*	70-80	PWR/Bedrock	01/30/15
MW-54	142	130-140	PWR	01/29/16
PZ-1	40	20 - 40	Saprolite	04/27/89
PZ-2 **	N/A	N/A	Saprolite	01/99 (1)
PZ-3	54	44 - 54	PWR	06/12/91
PZ-4	27.5	17.5 - 27.5	Saprolite	06/12/91
PZ-5	56	46 - 56	Saprolite	06/13/91
PZ-6	28	18 - 28	Saprolite	06/13/91
PZ-7	63	53 - 63	PWR	06/14/91
PZ-8	27	17 - 27	Saprolite	06/14/91
RW-1 ***	85	15 - 85	Saprolite/PWR	01/99 (2)
RW-2	90	20 - 90	Saprolite/PWR	06/30/91
RW-3	181	36 - 181	Saprolite/PWR/Bedrock	08/15/91

Table 1
Well Construction Details
Rheem Manufacturing Company
Milledgeville, Georgia

Well No.	Total Depth (ft-bgs)	Screened/Open Depth Interval (ft-bgs)	Hydrogeologic Setting of Screened Interval	Installation Date
RW-4	73	28 - 73	Saprolite/PWR/Bedrock	07/26/91
ART-1	106	6-66, 76-106	Saprolite/PWR/Bedrock	09/23/12
ART-2	105	10-55, 65-105	Saprolite/PWR/Bedrock	09/24/12
ART-3	125	12-72, 82-102, 105-125	Saprolite/PWR/Bedrock	07/23/13
ART-4	120	12-67, 77-97, 100-120	Saprolite/PWR/Bedrock	07/25/13
ART-5	120	12-67, 77-97, 100-120	Saprolite/PWR/Bedrock	07/28/13
ART-6	125	15-95, 105-125	Saprolite/PWR/Bedrock	02/19/16
ART-7	120	10-90, 100-120	Saprolite/PWR	02/22/16
ART-8	120	10-90, 100-120	Saprolite/PWR	02/25/16
IW-1	88*	38-48, 53-68, 73-88	Saprolite/PWR/Bedrock	10/04/16
IW-2	106*	31-46, 51-66, 71-86, 91-106	Saprolite/PWR/Bedrock	10/06/16
IW-3	116*	29-39, 44-54, 59-74, 79-94, 100-115	Saprolite/PWR/Bedrock	10/08/16
IW-4	116*	20-35, 40-55, 60-75, 80-95, 100-115	Saprolite/PWR/Bedrock	10/09/16
IW-5	118*	23-38, 43-58, 63-78, 83-98, 103-118	Saprolite/PWR/Bedrock	10/11/16

Notes:
ft-bgs: feet below ground surface
PWR: partially weathered rock
N/A: Information currently not available
* Depth to bottom of sand pack. Well clusters were installed in single boring.
** The original PZ-2 installation date is unknown. The well was replaced in in 1/99 due to destruction by a run-away trailer from Roberson Mill Road.
*** The original RW-1 was installed in 6/21/89. The well was replaced in 1/99 due to collapse of the well.

Table 2
Groundwater Elevation Summary - Off-Property Monitoring Wells
Rheem Manufacturing Company
Milledgeville, Georgia

Well No.	Date Measured	Top of Casing Elevation (ft-amls)	Depth to Groundwater (ft)	Groundwater Elevation (ft-amls)
MW-33	10/17/2016	392.08	31.05	361.03
MW-34	10/18/2016	352.76	2.78	349.98
MW-35	10/18/2016	364.16	0.25	363.91
MW-36	10/17/2016	339.48	5.65	333.83
MW-43	10/18/2016	392.91	27.88	365.03
MW-44	10/17/2016	361.74	8.84	352.90
MW-45	10/17/2016	393.98	24.56	369.42
MW-46	10/18/2016	359.01	3.66	355.35
MW-47	10/18/2016	347.98	7.22	340.76
MW-54	10/17/2016	389.92	19.92	370.00

Notes:
ft-amls: feet above mean sea level

Table 3
Groundwater TCE Sampling Results - Off-Property Monitoring Wells
Rheem Manufacturing Company
Milledgeville, Georgia

	2012	2013		2014			2015		2016		
Well No.	**Dec**	**Jun**	**Aug**	**Mar**	**Jul**	**Sep**	**Mar**	**Oct**	**Feb**	**Apr**	**Oct**
MW-33	100	53		36		86	140	150		90	170
MW-34	45			41		48	53	57		60	58
MW-35	ND			NA		ND	NA	NA		ND	ND
MW-36	ND	ND		ND		ND	ND	ND		ND	ND
MW-43			170	150		150	170	140		150	160
MW-44			ND	ND		ND	ND	ND		ND	ND
MW-45				ND		ND	ND	ND		ND	ND
MW-46					9.8	15	15	21		23	24
MW-47					ND	ND	ND	ND		ND	ND
MW-54									ND	ND	ND

Notes:
Results are in micrograms per liter (µg/L)
ND: Not Detected
NA: Well Not Accessible
Blank: Well Not Sampled

Table 4
Groundwater TCE Sampling Results - TCE Release Area Monitoring Wells
Rheem Manufacturing Company
Milledgeville, Georgia

Well No.	Screened/Open Depth Interval (ft-bgs)	Hydrogeologic Setting of Screened Interval	Analyte	Sample Results			
				2010	2015		2016
				June	Feb	April	Oct
MW-1	29-44	Saprolite/PWR	Trichloroethene	160,000	--	--	17,000
MW-3A	125.5-135.5	Fractured Rock	Trichloroethene	67,000	--	--	120,000
MW-3B	199-209	Competent Rock	Trichloroethene	370	--	--	1,600
MW-4	14-24	Saprolite	Trichloroethene	Dry	--	--	Dry
MW-5	76.5-86.5	Fractured Rock	Trichloroethene	490,000	--	--	250,000
MW-6	120-125	Competent Rock	Trichloroethene	Dry	--	--	67
MW-9	35-45	PWR	Trichloroethene	8,100	--	--	5,500
MW-48C	35-45	PWR	Trichloroethene	--	54	7.4	ND
MW-48B	62-72	Bedrock	Trichloroethene	--	26,000	24,000	34,000
MW-48A	78-98	Bedrock	Trichloroethene	--	26,000	15,000	48,000
MW-49C	30-40	Saprolite/PWR	Trichloroethene	--	630	9,200	7,100
MW-49B	58-68	PWR / Bedrock	Trichloroethene	--	70,000	68,000	75,000
MW-49A	78-88	Bedrock	Trichloroethene	--	60,000	49,000	79,000
MW-50C	70-80	PWR	Trichloroethene	--	7,600	3,800	3,500
MW-50B	104-114	PWR/Bedrock	Trichloroethene	--	44,000	13,000	4,500
MW-50A	123-138	Bedrock	Trichloroethene	--	1,900	10,000	4,400
MW-51C	50-60	PWR	Trichloroethene	--	20,000	5,900	28,000
MW-51B	84-94	PWR	Trichloroethene	--	16,000	7,400	24,000
MW-51A	99-109	Bedrock	Trichloroethene	--	17,000	7,300	6,200
MW-52C	40-50	PWR	Trichloroethene	--	30	ND	32
MW-52B	80-90	Bedrock	Trichloroethene	--	140	120	180
MW-52A	125-135	Bedrock	Trichloroethene	--	800	890	680
MW-53C	70-80	PWR/Bedrock	Trichloroethene	--	620	570	600
MW-53B	110-120	PWR/Bedrock	Trichloroethene	--	270	5.4	17
MW-53A	127-137	Bedrock	Trichloroethene	--	160	49	ND
PZ-1	20-40	Saprolite	Trichloroethene	--	--	--	300
PZ-3	44-54	PWR	Trichloroethene	--	--	--	ND
PZ-4	17.5-27.5	Saprolite	Trichloroethene	--	--	--	Dry
PZ-5	46-56	Saprolite	Trichloroethene	70,000	--	--	260,000
PZ-6	18-28	Saprolite	Trichloroethene	--	--	--	110
PZ-7	53-63	PWR	Trichloroethene	53,000	--	--	15,000

Notes:
Results are in micrograms per liter (µg/L)
ft-bgs: feet below ground surface
PWR: Partially Weathered Rock
ND: Not Detected

Table 5
Bioremediation Parameter Sampling Results - TCE Release Area Monitoring Wells
Rheem Manufacturing Company
Milledgeville, Georgia

Well No.	Screened/Open Depth Interval (ft-bgs)	Hydrogeologic Setting of Screened Interval	Date	Methane µg/L	Ethane µg/L	Ethene µg/L	Nitrate mg/L	Sulfate mg/L	TOC mg/L
MW-1	29-44	Saprolite/PWR	10/26/2016	<4	<9	<7	0.31	6.1	1.71
MW-3A	125.5-135.5	Fractured Rock	10/24/2016	7.8	<9	<7	<0.25	4.6	2.15
MW-3B	199-209	Competent Rock	10/25/2016	<4	<9	<7	<0.25	7.3	<1
MW-4	14-24	Saprolite	10/25/2016	Dry	Dry	Dry	Dry	Dry	Dry
MW-5	76.5-86.5	Fractured Rock	10/26/2016	<4	<9	<7	<0.25	2.1	3.96
MW-6	120-125	Competent Rock	10/25/2016	<4	<9	<7	<2.5	<10	43.4
MW-9	35-45	PWR	10/24/2016	<4	<9	<7	0.39	12	<1
MW-48C	35-45	PWR	10/28/2016	<4	<9	<7	0.36	4.4	<1
MW-48B	62-72	Bedrock	10/28/2016	<4	<9	<7	0.73	2	<1
MW-48A	78-98	Bedrock	10/28/2016	<4	<9	<7	0.46	3.2	<1
MW-49C	30-40	Saprolite/PWR	10/28/2016	<4	<9	<7	<0.25	17	<1
MW-49B	58-68	PWR / Bedrock	10/28/2016	<4	<9	<7	<0.25	4.3	<1
MW-49A	78-88	Bedrock	10/28/2016	<4	<9	<7	<0.25	4.7	<1
MW-50C	70-80	PWR	10/28/2016	180	21	<7	<0.25	2.1	<1
MW-50B	104-114	PWR/Bedrock	10/28/2016	<4	49	98	0.5	1.8	<1
MW-50A	123-138	Bedrock	10/28/2016	5.8	11	32	<0.25	1.1	2.01
MW-51C	50-60	PWR	10/27/2016	4.7	<9	<7	0.59	2.7	<1
MW-51B	84-94	PWR	10/27/2016	<4	<9	<7	0.29	1.7	<1
MW-51A	99-109	Bedrock	10/27/2016	4.4	<9	<7	0.59	2.8	<1
MW-52C	40-50	PWR	10/27/2016	<4	<9	<7	<0.25	1.7	<1
MW-52B	80-90	Bedrock	10/27/2016	<4	<9	<7	<0.25	2	<1
MW-52A	125-135	Bedrock	10/27/2016	<4	<9	<7	0.38	3.8	<1
MW-53C	70-80	PWR/Bedrock	10/26/2016	8.9	<9	<7	<0.25	2.9	1.44
MW-53B	110-120	PWR/Bedrock	10/26/2016	590	<9	<7	<0.25	2.2	<1
MW-53A	127-137	Bedrock	10/26/2016	2100	10	<7	<0.25	1.7	2.32
PZ-1	20-40	Saprolite	10/26/2016	4.1	<9	<7	1.8	3.5	1.56
PZ-3	44-54	PWR	10/24/2016	<4	<9	<7	0.38	<1	1.21
PZ-4	17.5-27.5	Saprolite	10/25/2016	Dry	Dry	Dry	Dry	Dry	Dry
PZ-5	46-56	Saprolite	10/25/2016	<4	<9	<7	1.5	22	17.50
PZ-6	18-28	Saprolite	10/25/2016	6.6	<9	<7	0.95	2.3	1.41
PZ-7	53-63	PWR	10/25/2016	39	<9	<7	0.66	1.4	<1

Notes:
Results are in micrograms per liter (µg/L)
ft-bgs: feet below ground surface
PWR: Partially Weathered Rock
ND: Not Detected

Table 6
Groundwater TCE Sampling Results - ART Performance Monitoring Wells
Rheem Manufacturing Company
Milledgeville, Georgia

Well No.	Well Screen Interval (ft-bgs)/ Lithology	Distance to Nearest ART Well (ft)	Analyte	2010			2011		2012			2013			2014									2015			2016	
				Sep	Nov	Dec	Jun	Dec	Jun	Oct	Dec	Jan	Jun	Oct	Feb	Mar	Apr	May	Jun	Jul	Sep	Oct	Dec	Feb	Apr	Dec	Jun	Oct
MW-39	30-40 Soil	35	cis-1,2-Dichloroethene							ND	ND	ND		ND	ND	ND	ND	ND	ND	ND	ND	ND	ND	ND	ND	ND		ND
			Tetrachloroethene							5.1	ND	ND		ND	ND	ND	ND	ND	ND	ND	ND	ND	ND	ND	ND	ND		ND
			Trichloroethene							ND	ND	ND		ND	ND	ND	ND	ND	ND	ND	ND	ND	ND	ND	ND	ND		ND
			Vinyl chloride							ND	ND	ND		ND	ND	ND	ND	ND	ND	ND	ND	ND	ND	ND	ND	ND		ND
MW-28	90-100 PWR	30'	cis-1,2-Dichloroethene	36	49					86	80	77		52	9.1	7.2	ND	ND	ND	6.6	11	9	13	ND	ND	ND		ND
			Tetrachloroethene	ND	ND					ND	ND	ND		ND	ND	ND	ND	ND	ND	ND	ND	ND	ND	ND	ND	ND		ND
			Trichloroethene	920	1,300	1,100	1,400	2,500	1,500	1,800	1,500	1,500	970	890	190	130	90	76	71	120	180	150	210	120	47	79		56
			Vinyl chloride	ND	ND					ND	ND	ND		ND	ND	ND	ND	ND	ND	ND	ND	ND	ND	ND	ND	ND		ND
MW-27	158-168 Bedrock	34	cis-1,2-Dichloroethene	5.4										14	12	13	9.9	8.9	9.4	9.0	11	9.1	9.0	8.4	7.7	8.0		7.1
			Tetrachloroethene	ND										ND	ND	ND	ND	ND	ND	ND	ND	ND	ND	ND	ND	ND		ND
			Trichloroethene	45			59	60	47		48		53	23	16	14	12	11	10	9.6	9.5	8.2	7.5	10	8.4	8.1		13
			Vinyl chloride	ND										ND	ND	ND	ND	ND	ND	ND	ND	ND	ND	ND	ND	ND		ND
MW-37S	30-40 Soil	22	cis-1,2-Dichloroethene							ND	ND	ND		ND	ND	ND	ND	ND	ND	ND	ND	ND	ND	ND	ND	ND		ND
			Tetrachloroethene							ND	ND	ND		ND	ND	ND	ND	ND	ND	ND	ND	ND	ND	ND	ND	ND		ND
			Trichloroethene							ND	9.9	ND		ND	ND	ND	ND	ND	ND	ND	ND	ND	ND	ND	ND	ND		ND
			Vinyl chloride							ND	ND	ND		ND	ND	ND	ND	ND	ND	ND	ND	ND	ND	ND	ND	ND		ND
MW-37D	77-87 PWR	22	cis-1,2-Dichloroethene							20	27	33		150	21	21	18	13	9.7	7.6	7.5	5.6	7.7	6.3	6.7	ND		ND
			Tetrachloroethene							ND	ND	ND		ND	ND	ND	ND	ND	ND	ND	ND	ND	ND	ND	ND	ND		ND
			Trichloroethene							370	320	310		20	120	160	88	110	110	88	81	75	72	100	61	53		41
			Vinyl chloride							ND	ND	ND		34	13	9.3	20	5.3	4.4	4.6	3.4	ND	ND	ND	ND	ND		ND
MW-38S	30-40 Soil	15	cis-1,2-Dichloroethene							ND	ND	ND		ND	ND	ND	ND	ND	ND	ND	ND	ND	ND	ND	ND	ND		ND
			Tetrachloroethene							5.2	ND	ND		ND	ND	ND	ND	ND	ND	ND	ND	ND	ND	ND	ND	ND		ND
			Trichloroethene							ND	ND	ND		ND	ND	ND	ND	ND	ND	ND	ND	ND	ND	ND	ND	ND		ND
			Vinyl chloride							ND	ND	ND		ND	ND	ND	ND	ND	ND	ND	ND	ND	ND	ND	ND	ND		ND
MW-38D	67-77 PWR	15	cis-1,2-Dichloroethene							34	50	62		27	ND	ND	ND	ND	ND	ND	ND	ND	ND	ND	ND	ND		ND
			Tetrachloroethene							ND	ND	ND		ND	ND	ND	ND	ND	ND	ND	ND	ND	ND	ND	ND	ND		ND
			Trichloroethene							720	610	670		270	41	33	23	18	17	13	11	11	9	12	7.3	6.8		11
			Vinyl chloride							ND	ND	ND		ND	ND	ND	ND	ND	ND	ND	ND	ND	ND	ND	ND	ND		ND
MW-41A	195.5-200.5 Bedrock	24	cis-1,2-Dichloroethene											ND							ND						ND	ND
			Tetrachloroethene											ND							ND						ND	ND
			Trichloroethene											ND							ND						ND	ND
			Vinyl chloride											ND							ND						ND	ND
MW-41B	130-140 Bedrock	24	cis-1,2-Dichloroethene											ND							ND						ND	ND
			Tetrachloroethene											ND							ND						ND	ND
			Trichloroethene											6.5							ND						ND	ND
			Vinyl chloride											ND							ND						ND	ND
MW-41C	90-100 Bedrock	24	cis-1,2-Dichloroethene											ND							ND						ND	10
			Tetrachloroethene											ND							ND						ND	ND
			Trichloroethene											15							5.2						5.6	65
			Vinyl chloride											ND							ND						ND	ND
MW-41D	70-80 PWR	24	cis-1,2-Dichloroethene											15							5.7						29	12
			Tetrachloroethene											ND							ND						ND	ND
			Trichloroethene											350							150						150	130
			Vinyl chloride											ND							ND						ND	ND

Table 6
Groundwater TCE Sampling Results - ART Performance Monitoring Wells
Rheem Manufacturing Company
Milledgeville, Georgia

Well No.	Well Screen Interval (ft-bgs)/ Lithology	Distance to Nearest ART Well (ft)	Analyte	2010			2011		2012			2013			2014									2015			2016	
				Sep	Nov	Dec	Jun	Dec	Jun	Oct	Dec	Jan	Jun	Oct	Feb	Mar	Apr	May	Jun	Jul	Sep	Oct	Dec	Feb	Apr	Dec	Jun	Oct
MW-41E	30-40 PWR	24	cis-1,2-Dichloroethene											ND							ND						8.9	5.8
			Tetrachloroethene											ND							ND						ND	ND
			Trichloroethene											ND							ND						ND	ND
			Vinyl chloride											ND							ND						ND	ND
MW-42A	182-192 Bedrock	26	cis-1,2-Dichloroethene											ND							ND						ND	ND
			Tetrachloroethene											ND							ND						ND	ND
			Trichloroethene											ND							ND						ND	ND
			Vinyl chloride											ND							ND						ND	ND
MW-42B	162-172 Bedrock	26	cis-1,2-Dichloroethene											ND							ND						ND	ND
			Tetrachloroethene											ND							ND						ND	ND
			Trichloroethene											ND							ND						ND	ND
			Vinyl chloride											ND							ND						ND	ND
MW-42C	100-110 Bedrock	26	cis-1,2-Dichloroethene											ND							ND						ND	6.9
			Tetrachloroethene											ND							ND						ND	ND
			Trichloroethene											11							ND						6.3	ND
			Vinyl chloride											ND							ND						ND	ND
MW-42D	75-85 PWR/Bedrock	26	cis-1,2-Dichloroethene											5.2							17						8.7	ND
			Tetrachloroethene											ND							ND						ND	ND
			Trichloroethene											27							75						38	58
			Vinyl chloride											ND							ND						ND	ND
MW-42E	30-40 Saprolite/PWR	26	cis-1,2-Dichloroethene											ND							ND						ND	ND
			Tetrachloroethene											ND							ND						ND	ND
			Trichloroethene											15							27						9.9	19
			Vinyl chloride											ND							ND						ND	ND

Notes:
Results are in micrograms per liter (µg/L)
PWR: Partially Weathered Rock
ft-bgs: feet below ground surface
ND: Not Detected

Original Baseline Event (ART-1, ART-2 pilot test)
Second Baseline Event (ART-3, ART-4, ART-5 pilot test)
Third Baseline Event (ART-3, ART-4, ART-5, ART-6, ART-7, ART-8 full scale operation)

APPENDIX A
Professional Geologist Summary of Hours

Environmental Planning Specialists, Inc.
Justin Vickery
Project Hours
May through October 2016

	May 16	Jun 16	Jul 16	Aug 16	Sep 16	Oct 16	TOTAL
Total Hours per Month	81.75	22.75	33.00	53.50	15.00	92.00	298.00

APPENDIX B
Milestone Schedule

PROJECTED MILESTONE SCHEDULE
Rheem Manufacturing Company
Milledgeville, GA

ID	Task Name	2013	2014				2015				2016				2017				2018		
		Q4	Q1	Q2	Q3	Q4	Q1	Q2	Q3	Q4	Q1	Q2	Q3	Q4	Q1	Q2	Q3	Q4	Q1	Q2	Q3
1	VRP Enrollment																				
2	Cost Estimate																				
3	Financial Assurance																				
4	Updated Financial Assurance																				
5	Soil Delineation (completed prior to VRP enrollment)*																				
6	On-site Horzontal Groundwater Delineation (completed prior to VRP enrollment)*																				
7	Off-site Horizontal Groundwater Delineation																				
8	Vertical Groundwater Delineation (if necessary)																				
9	Semi-Annual Progress Reports																				
10	Updated CSM, Final Remdiation Plan, and Prelinimary Cost Estimate																				
11	Remedial Activities																				
12	Compliance Status Report																				

Notes: Dark gray shading indicates portion of schedule that has passed.
Planned activity
Activity completed/conducted to date
* Documented in the Voluntary Remediation Program Application Update 1, October 2012

APPENDIX C
Monitoring Well Development and Sampling Forms

Monitoring W Sampling Form

EPS Project: Rheem Manufacturing Company **Date:** 10-26-16

Well ID: PZ-1 **Field Conditions:**
Sampling Performed By: Alex Testoff & Brian Goldman
Well Construction: Flush mount **General Condition of Well:** Good
Well Labeled: Y **Well Cap:** Y **Well Locked:** Y **Condition of surrounding area:**
Well depth from TOC: ~~40~~ 35.01 OT **Depth to Water from TOC:** 23.17 / 28.35 after peristaltic
Well Diameter (in): 2 **Method of measure:** Water Level Meter
Height (Ht) of water in well (Well depth from TOC - Static level from TOC): ~~16.53~~ 6.7
Volume of water in well (Ht. x(.16 for 2")(.653 for 4")(1.469 for 6"): ~~2.6~~ 1.1 **Three Well Volumes (gal):** ~~7.8~~ 3.3
Purging Method: Low Flow, Low Volume **Time @ Start of Purge:** ~~0900~~ 1102 OT 10-26-16
Sample Method: Direct/Downhole Pump **Sample Parameters:** VOCs, Ethene/Ethane/Methane, Nitrate, Sulfate, TOC

Time	Volume (gal)	Temp (°C)	pH	ORP (mV)	Cond. (mS/cm)	Turbidity (NTU)	DO (mg/L)	Depth to Water (ft)	Comments
1110		–	–	–	–	–	–	dry	pump set mid water column
									Purge rate 0.15 GPM
1505								27.48	
									Note a peristaltic pump
									was used initially but
									even at a rate of 75ml/min
									it quickly went below 29ft.
									Collected sample w/a
									bailer

Horiba / SmarTroll No.:

Sample ID: 16300-PZ-1 Time Collected: 1515 Technician Signature

Monitoring W Sampling Form

EPS Project: Rheem Manufacturing Company **Date:** 10-24-16

Well ID: PZ-3 **Field Conditions:** Sunny 75°F
Sampling Performed By: ~~Alex Testoff & Brian Goldman~~ MBS/JT
Well Construction: flush mount **General Condition of Well:** Good
Well Labeled: no **Well Cap:** yes **Well Locked:** yes **Condition of surrounding area:** asphalt lot
Well depth from TOC: 54.5 **Depth to Water from TOC:** 26.25
Well Diameter (in): 2 **Method of measure:** Water Level Meter
Height (Ht) of water in well (Well depth from TOC - Static level from TOC): 28.55
Volume of water in well (Ht. x(.16 for 2")(.653 for 4")(1.469 for 6"): 4.6 **Three Well Volumes (gal):** 13.8
Purging Method: Low Flow, Low Volume **Time @ Start of Purge:** 1203
Sample Method: Direct/Downhole Pump **Sample Parameters:** VOCs, Ethene/Ethane/Methane, Nitrate, Sulfate

Time	Volume (gal)	Temp (°C)	pH	ORP (mV)	Cond. (mS/cm)	Turbidity (NTU)	DO (mg/L)	Depth to Water (ft)	Comments
1215	1.0	24.47	6.72	176	0.350	216	0.59	31.19	pump intake center
1225	1.4	25.34	6.59	139	0.321	148	0.60	31.71	of screen
1250	2.4	26.33	6.08	139	0.295	106	0.53	31.95	0.09 gpm purge rate
1310	3.2	26.41	5.86	152	0.266	75.4	0.32	33.09	
1350	4.8	27.06	5.85	143	0.267	205	0.38	32.50	
1410	5.6	26.77	5.78	147	0.247	232	0.33	33.24	
1420	6.0	27.02	5.79	148	0.243	205	0.42	33.16	
1430	6.4	27.42	5.78	146	0.248	240	0.43	32.91	
1440	6.8 mL	27.41	5.79	145	0.242	127*	0.45	33.17	
1445	~~7.2~~ 7.0	27.35	5.76	148	0.241	154*	0.46	33.37	
1450	7.2	27.30	5.75	151	0.239	157*	0.49	33.24	
1455	7.4	27.64	5.76	154	0.239	162*	0.52	33.20	

Horiba / SmarTroll No.: Horiba U-5000 SA79AWM1

*measured using LaMotte 2020e turbidimeter

Sample ID: 16298-PZ-3 Time Collected: 1500 Technician Signature: [signature]

Monitoring W Sampling Form

EPS Project: Rheem Manufacturing Company **Date:** 10-24-16

Well ID: PZ-4 **Field Conditions:** m.sunny, 72°F, WNW 6mph
Sampling Performed By: Alex Testoff & Brian Goldman
Well Construction: **General Condition of Well:** Good
Well Labeled: **Well Cap:** **Well Locked:** **Condition of surrounding area:**
Well depth from TOC: 27.5 **Depth to Water from TOC:** DRY
Well Diameter (in): **Method of measure:** Water Level Meter
Height (Ht) of water in well (Well depth from TOC - Static level from TOC):
Volume of water in well (Ht. x(.16 for 2")(.653 for 4")(1.469 for 6"): **Three Well Volumes (gal):**
Purging Method: Low Flow, Low Volume **Time @ Start of Purge:**
Sample Method: Direct/Downhole Pump **Sample Parameters:** VOCs, Ethene/Ethane/Methane, Nitrate, Sulfate

Time	Volume (gal)	Temp (°C)	pH	ORP (mV)	Cond. (mS/cm)	Turbidity (NTU)	DO (mg/L)	Depth to Water (ft)	Comments

Horiba / SmarTroll No.:

Sample ID:_____ Time Collected:_____ Technician Signature_____

EPS

Monitoring W Sampling Form

EPS Project: Rheem Manufacturing Company **Date:** 10/25/16

Well ID: PZ-5 **Field Conditions:** sunny 65°F, windy
Sampling Performed By: ~~Alex Testoff & Brian Goldman~~ MA MRS
Well Construction: stick-up **General Condition of Well:** ~~Good~~ fair (protective casing lid broken)
Well Labeled: yes **Well Cap:** yes **Well Locked:** broken hinge **Condition of surrounding area:** grass near building
Well depth from TOC: 56.3 **Depth to Water from TOC:** 26.48
Well Diameter (in): 2 **Method of measure:** Water Level Meter
Height (Ht) of water in well (Well depth from TOC - Static level from TOC): 29.82
Volume of water in well (Ht. x(.16 for 2")(.653 for 4")(1.469 for 6"): 4.8 **Three Well Volumes (gal):** 14.4
Purging Method: Low Flow, Low Volume **Time @ Start of Purge:** 1020
Sample Method: Direct/Downhole Pump **Sample Parameters:** VOCs, Ethene/Ethane/Methane, Nitrate, Sulfate, TOC

Time	Volume (gal)	Temp (°C)	pH	ORP (mV)	Cond. (mS/cm)	Turbidity* (NTU)	DO (mg/L)	Depth to Water (ft)	Comments
1030	1.1	21.21	5.85	-148	0.391	62.0	0.13	30.51	Pump placed mid screen
1040	2.2	21.37	5.84	-127	0.376	59.1	0.57	30.42	purge rate = 0.11 gpm
1050	3.3	21.43	5.83	-108	0.368	47.2	0.62	29.81	strong sulfur-like smell
1100	4.4	21.60	5.83	-96	0.362	102.0	0.54	30.25	white suspended solids,
1110	5.5	21.69	5.83	-86	0.358	133.0	0.58	30.06	float like a bio-film,
1115	6.05	21.70	5.84	-82	0.358	124.0	0.51	30.07	resulting in increased
1120	6.6	21.75	5.84	-78	0.357	148.0	0.57	30.16	turbidity readings
1125	7.15	21.77	5.83	-75	0.356	130.0	0.55	30.11	residue sticks to glass
1130	7.7	21.77	5.84	-76	0.356	142.0	0.51	29.91	

Horiba / SmarTroll No.: Hriba U-5000 PVIU2EL8

* Turbidity measured using LaMotte 2020e turbidimeter

Sample ID: 16299-PZ-5 Time Collected: 1138 Technician Signature: Melissa Spitzwell

Monitoring W Sampling Form

EPS Project: Rheem Manufacturing Company **Date:** 10/25/16

Well ID: PZ-6 mh
Field Conditions: sunny 65°F, windy
Sampling Performed By: ~~Alex Testoff & Brian Goldman~~ MRS/JT
Well Construction:
General Condition of Well: Good
Well Labeled: **Well Cap:** **Well Locked:**
Condition of surrounding area: grass near building
Well depth from TOC: 28
Depth to Water from TOC: 27.10
Well Diameter (in): 2
Method of measure: Water Level Meter
Height (Ht) of water in well (Well depth from TOC - Static level from TOC): 0.9
Volume of water in well (Ht. x(.16 for 2")(.653 for 4")(1.469 for 6"): 0.144
Three Well Volumes (gal): 0.432 ~ 0.5
Purging Method: Low Flow, Low Volume mh
Time @ Start of Purge: 1040
Sample Method: ~~Direct/Downhole Pump~~ peristaltic
Sample Parameters: VOCs, Ethene/Ethane/Methane, Nitrate, Sulfate

Time	Volume (gal)	Temp (°C)	pH	ORP (mV)	Cond. (mS/cm)	Turbidity (NTU)	DO (mg/L)	Depth to Water (ft)	Comments
1138	0.9	20.54	5.38	409	0.068	355*	5.89	27.91	Tubing set in middle of
1204	1.2	21.10	5.35	419	0.068	300*	5.31	27.93	water column.
1215	1.3	21.40	5.38	418	0.068	306*	5.49	27.93	Purge rate: 0.02 GPM
									Reduced purge rate at 1110
									to 0.01 GPM

Horiba / SmarTroll No.: XRTH4VK

* turbidity measured w/a LaMotte 2020e (S/N ME12953)

Sample ID: 16299-PZ-6 Time Collected: 1220 Technician Signature

EPS

Monitoring W Sampling Form

EPS Project: Rheem Manufacturing Company **Date:** 10-24-16 / 10-25-16

Well ID: PZ-7 **Field Conditions:** Sunny 80°F
Sampling Performed By: ~~Alex Testoff & Brian Goldman~~ MRS ms
Well Construction: flush mount **General Condition of Well:** Good
Well Labeled: yes **Well Cap:** yes **Well Locked:** no **Condition of surrounding area:** asphalt lot
Well depth from TOC: 63 **Depth to Water from TOC:** 26.58
Well Diameter (in): 2 **Method of measure:** Water Level Meter
Height (Ht) of water in well (Well depth from TOC - Static level from TOC): 36.42
Volume of water in well (Ht. x(.16 for 2")(.653 for 4")(1.469 for 6"): 5.83 **Three Well Volumes (gal):** 17.5
Purging Method: Low Flow, Low Volume **Time @ Start of Purge:** 1716
Sample Method: Direct/Downhole Pump **Sample Parameters:** VOCs, Ethene/Ethane/Methane, Nitrate, Sulfate, TOC

Time	Volume (gal)	Temp (°C)	pH	ORP (mV)	Cond. (mS/cm)	Turbidity (NTU)	DO (mg/L)	Depth to Water (ft)	Comments
1730	2.0	24.58	5.42	267	0.143	80.3*	6.41	27.81	0.3 gpm purge rate
1745	5.0	25.36	5.12	314	0.137	125*	8.10	28.11	pump intake @ midscreen
1750	6.5	26.31	5.17	313	0.136	140*	6.01	27.44	
1755	8.0	25.46	5.12	312	0.136	119*	6.18	28.26	
1800	9.5	24.52	5.11	239	0.130	207*	5.45	32.00	
1810	12.5	24.87	5.15	263	0.136	92.5*	5.96	31.16	
1820	15.5	24.46	5.17	272	0.135	54.8*	6.16	31.24	
1830									pump failed, will resume in morning
0810	10/25/16							25.02	
0820	16.1	22.27	5.79	438	0.156	46.6*	5.29	27.10	restart purge @ 0815
0825	16.7	22.48	5.85	433	0.150	59.8*	5.22	27.03	0.12 gpm purge rate
0835	17.9	22.64	5.73	444	0.146	19.2*	5.39	27.32	
0845	19.1	22.57	5.81	439	0.144	8.91*	5.08	27.22	
0855	19.7	22.63	5.87	434	0.143	7.92*	4.83	27.44	
0900	20.3	22.63	5.84	436	0.142	5.94*	5.10	27.55	
0905	20.9	22.58	5.83	437	0.141	6.05*	4.99	27.58	

Horiba / SmarTroll No.: Horiba U-5000 SA79AWM1

*Turbidity measured using LaMotte 2020e turbidimeter

Sample ID: ~~16298-PZ-7~~ 16299-PZ-7 ms

Time Collected: ~~1000~~ 0910 ms 10/25/16

Technician Signature: Melissa Santiago

EPS

Monitoring W Sampling Form

EPS Project: Rheem Manufacturing Company **Date:** 10-26-16

Well ID: MW-1 **Field Conditions:** clear, 51°F

Sampling Performed By: ~~Alex Testoff & Brian Goldman~~ JT, MS

Well Construction: stickup **General Condition of Well:** Good

Well Labeled: Y **Well Cap:** Y **Well Locked:** Y **Condition of surrounding area:** grass near SVE system

Well depth from TOC: 44 **Depth to Water from TOC:** 25.48

Well Diameter (in): 2 **Method of measure:** Water Level Meter

Height (Ht) of water in well (Well depth from TOC - Static level from TOC): 18.52

Volume of water in well (Ht. x(.16 for 2")(.653 for 4")(1.469 for 6"): 3 **Three Well Volumes (gal):** 9

Purging Method: Low Flow, Low Volume Mey-Monsoon pump **Time @ Start of Purge:** 0811

Sample Method: Direct/Downhole Pump **Sample Parameters:** VOCs, Ethene/Ethane/Methane, Nitrate, Sulfate

Time	Volume (gal)	Temp (°C)	pH	ORP (mV)	Cond. (mS/cm)	Turbidity (NTU)	DO (mg/L)	Depth to Water (ft)	Comments
0833	2	21.60	4.88	283	0.054	54	6.55	27.48	Pump set mid screen. Purge
0839	2.5	21.32	4.89	287	0.054	64	6.15	26.95	rate 0.09 GPM
0859	4.3	21.62	4.82	295	0.052	44.2	5.98	27.35	
0918	6	21.57	4.80	300	0.052	37.1	6.41	27.10	
0937	7.7	21.63	4.95	298	0.052	30.8	6.50	28.06	
0956	9.4	21.64	5.11	299	0.052	36	6.51	28.40	
1003	10	21.57	5.21	297	0.052	32.7	6.97	28.42	
1012	10.8	21.51	5.22	304	0.053	40	6.65	28.44	
1019	11.4	21.57	5.26	303	0.053	39.4	6.62	28.43	
1020	11.5	21.57	5.24	305	0.053	40.6	6.71	28.43	
1024	11.9	21.60	5.25	305	0.053	40.6	6.67	28.44	

Horiba / SmarTroll No.: XRTH4VK

Sample ID: 16300-MW-1 Time Collected: 1025 Technician Signature _____

Monitoring W Sampling Form

EPS Project: Rheem Manufacturing Company **Date:** 10-24-16

Well ID: MW-3A
Sampling Performed By: Alex Testoff & Brian Goldman
Well Construction: Flush mount
Well Labeled: Y **Well Cap:** Y **Well Locked:** Y
Well depth from TOC: 137.71
Well Diameter (in): 2
Height (Ht) of water in well (Well depth from TOC - Static level from TOC): 110.97
Volume of water in well (Ht. x(.16 for 2")(.653 for 4")(1.469 for 6"): 17.8
Purging Method: Low Flow, Low Volume
Sample Method: Direct/Downhole Pump

Field Conditions: clear, 82°F
General Condition of Well: Good
Condition of surrounding area: asphalt parking area
Depth to Water from TOC: 26.74
Method of measure: Water Level Meter
Three Well Volumes (gal): 53.4
Time @ Start of Purge: 1805
Sample Parameters: VOCs, Ethene/Ethane/Methane, Nitrate, Sulfate

Time	Volume (gal)	Temp (°C)	pH	ORP (mV)	Cond. (mS/cm)	Turbidity (NTU)	DO (mg/L)	Depth to Water (ft)	Comments
1835	3.8	24.02	8.03	-127	0.458	5.12	0.36	45.95	Pump placed mid screen
1845	5	24.59	8.04	-116	0.465	3.44	0.29	47.34	Purge rate: 0.13GPM
1849	5.5	24.79	8.07	-122	0.458	3.99	0.29	49.00	reduced purge rate to 0.08GPM
1854	5.9	24.14	8.08	-127	0.459	4.63	0.29	51.90	

Horiba / SmarTroll No.: W356GDT2

Sample ID: 16298-MW-3A Time Collected: 1900 Technician Signature

EPS

Monitoring W Sampling Form

EPS Project: Rheem Manufacturing Company Date: ~~10-24-16~~ MA 10/25/16

Well ID: MW-3B
Sampling Performed By: ~~Alex Testoff & Brian Goldman~~ MRS/JT
Well Construction: stick-up
Well Labeled: yes Well Cap: yes Well Locked: yes
Well depth from TOC: 204
Well Diameter (in): 4
Height (Ht) of water in well (Well depth from TOC - Static level from TOC): 151.78
Volume of water in well (Ht. x(.16 for 2")(.653 for 4")(1.469 for 6"): 4" 34.1 MA
Purging Method: Low Flow, Low Volume
Sample Method: Direct/Downhole Pump

Field Conditions:
General Condition of Well: Good
Condition of surrounding area: grass near building
Depth to Water from TOC: 52.22
Method of measure: Water Level Meter
Three Well Volumes (gal): 102.3
Time @ Start of Purge: 1308
Sample Parameters: VOCs, Ethene/Ethane/Methane, Nitrate, Sulfate, TOC

Time	Volume (gal)	Temp (°C)	pH	ORP (mV)	Cond. (mS/cm)	Turbidity (NTU)	DO (mg/L)	Depth to Water (ft)	Comments
1325	2.21	27.03	10.24	-56	0.426	0.50	5.22	165.17	Pump placed w/ screen
1335	3.5	27.75	10.25	-46	0.428	1.55	4.33	166.34	Purge Rate: 0.13 GPM
1345	4.8	28.19	10.25	-43	0.430	0.64	3.89	166.64	
1355	6.1	28.41	10.28	-42	0.425	0.54	3.33	166.85	
1405	7.4	29.43	10.25	-42	0.429	0.24	3.57	167.02	
1415	8.7	26.15	10.29	-26	0.426	0.00	4.08	167.84	
1425	10.0	25.80	10.31	-20	0.424	0.61	3.80	168.35	
1435	11.3	26.63	10.31	-18	0.425	0.61	4.54	169.04	
1450	13.3	31.99	10.25	-21	0.435	2.46	4.26	172.24	
1510	15.9	32.19	10.27	-26	0.436	2.87	3.59	174.74	
1530	18.5	30.32	10.29	-23	0.431	2.14	3.64	175.80	
~~1550~~ 1545 MA	19.1	27.42	10.34	-14	0.430	0.21	4.48	175.89	
1550	19.8	30.38	10.31	-17	0.418	1.36	3.93	175.97	

Horiba / SmarTroll No.: Horiba U-5000
PV1U2EL8
U-53 probes
W3JG6DT1

Sample ID: 16299-MW-3B Time Collected: 1555 Technician Signature: Melissa Spitzfaden

Monitoring W Sampling Form

EPS Project: Rheem Manufacturing Company **Date:** 10-25-16

Well ID: MW-4
Sampling Performed By: ~~Alex Testoff & Brian Goldman~~ J. Terry, M. Spiteriller
Well Construction: stickup
Well Labeled: Y **Well Cap:** Y **Well Locked:** Y
Well depth from TOC: ~~26.32 (bgs) (~~ 27.32 ~~ags)~~ OT
Well Diameter (in): 2
Height (Ht) of water in well (Well depth from TOC - Static level from TOC):
Volume of water in well (Ht. x(.16 for 2")(.653 for 4")(1.469 for 6"): ~~0.5~~ 0.4 OT
Purging Method: Low Flow, Low Volume peristaltic pump
Sample Method: Direct/Downhole Pump

Field Conditions: clear, 79°F, NE 2mph
General Condition of Well: Good
Condition of surrounding area: grassy area, near SVE trailer
Depth to Water from TOC: 25.11
Method of measure: Water Level Meter
~~2.7~~ 1.2
Three Well Volumes (gal): ~~1.5~~ 1.2
Time @ Start of Purge: 1350
Sample Parameters: VOCs, Ethene/Ethane/Methane, Nitrate, Sulfate, TOC

Time	Volume (gal)	Temp (°C)	pH	ORP (mV)	Cond. (mS/cm)	Turbidity (NTU)	DO (mg/L)	Depth to Water (ft)	Comments
1417	0.1	27.30	5.23	377	0.062	32	6.40	26.20	DRY
1513								25.80	No sample Collected

Horiba / SmarTroll No.: XRTH4VK

Sample ID:_____ Time Collected:_____ Technician Signature_____

EPS

Monitoring W Sampling Form

EPS Project: Rheem Manufacturing Company **Date:** 10-26-16

Well ID: MW-5
Sampling Performed By: ~~Alex Testoff & Brian Goldman~~ MRS/JT
Well Construction: stick-up
Well Labeled: yes **Well Cap:** yes **Well Locked:** yes
Well depth from TOC: 87.88
Well Diameter (in): 2
Height (Ht) of water in well (Well depth from TOC - Static level from TOC): 61.25
Volume of water in well (Ht. x(.16 for 2")(.653 for 4")(1.469 for 6"): 9.8
Three Well Volumes (gal): 29.4
Purging Method: Low Flow, Low Volume – slow recharge well
Sample Method: Direct/Downhole Pump

Field Conditions: sunny 60°F
General Condition of Well: Good
Condition of surrounding area: grass near fence
Depth to Water from TOC: 26.63
Method of measure: Water Level Meter
Time @ Start of Purge: 0815
Sample Parameters: VOCs, Ethene/Ethane/Methane, Nitrate, Sulfate, TOC

Time	Volume (gal)	Temp (°C)	pH	ORP (mV)	Cond. (mS/cm)	Turbidity (NTU)	DO (mg/L)	Depth to Water (ft)	Comments
~~0815~~ 0830	1.0	20.65	9.91	65	0.385	0.84	7.27	32.36	purge rate ~~0.44~~ 0.044 gpm
0840	1.44	20.39	9.88	53	0.387	0.60	6.58	33.38	pump intake at center
0850	1.88	19.97	9.89	42	0.386	0.66	5.65	34.24	of screen
0900	2.32	20.09	9.87	34	0.385	0.88	4.81	35.02	
0910	2.76	19.92	9.75	38	0.381	0.73	4.49	35.35	
0920	3.2	20.33	9.38	48	0.377	0.72	3.76	36.40	
0935	3.86	20.54	9.15	54	0.383	0.07	2.88	37.17	
~~0915~~ 0950	4.52	20.38	9.02	26	0.394	0.05	2.30	37.79	purge rate 0.04 gpm
1005	~~4.95~~ 5.1	21.49	8.85	4	0.412	0.22	1.76	38.11	
1020	~~5.35~~ 5.7	22.24	8.58	-4	0.425	0.50	1.29	39.20	
1040	~~5.76~~ 6.5	22.95	8.85	-11	0.418	0.11	0.98	39.49	
1100	~~6.17~~ 7.3	23.53	8.66	-13	0.429	0.28	0.74	40.43	
1120	~~6.58~~ 8.1	23.96	8.41	-17	0.436	0.00	0.53	41.04	
1130	8.5	23.98	8.57	-20	0.435	0.00	0.47	41.10	
1135	8.7	24.22	8.50	-21	0.438	0.00	0.43	41.13	
1140	8.9	24.35	8.53	-23	0.436	0.00	0.41	41.14	

Horiba / SmarTroll No.: Horiba U-53 W3J6GDT1

Sample ID: 16300-MW-5 Time Collected: 1145 Technician Signature: Melissa Lynfield

EPS

Monitoring W Sampling Form

EPS Project: Rheem Manufacturing Company **Date:** 10-25-16

Well ID: MW-6 **Field Conditions:** Clear, 55°F, SW 1mph
Sampling Performed By: ~~Alex Testoff & Brian Goldman~~ J. Terry
Well Construction: Stickup **General Condition of Well:** Good
Well Labeled: Y **Well Cap:** Y **Well Locked:** Y **Condition of surrounding area:** grassy area
Well depth from TOC: 126.85 **Depth to Water from TOC:** 23.25
Well Diameter (in): 2 **Method of measure:** Water Level Meter
Height (Ht) of water in well (Well depth from TOC - Static level from TOC):
Volume of water in well (Ht. x(.16 for 2")(.653 for 4")(1.469 for 6"): **Three Well Volumes (gal):**
Purging Method: ~~Low Flow, Low Volume~~ no purge **Time @ Start of Purge:** NA
Sample Method: Direct/Downhole Pump **Sample Parameters:** VOCs, Ethene/Ethane/Methane, Nitrate, Sulfate, TOC

Time	Volume (gal)	Temp (°C)	pH	ORP (mV)	Cond. (mS/cm)	Turbidity (NTU)	DO (mg/L)	Depth to Water (ft)	Comments
									Collected sample w/a bailer. No purge of well prior to sample collection due to low vol. water and poor recharge

Horiba / SmarTroll No.:

Sample ID: 16299-MW-6 Time Collected: 0815 Technician Signature_____

Monitoring W Sampling Form

EPS Project: Rheem Manufacturing Company **Date:** 10-24-16

Well ID: MW-9
Field Conditions: clear, 83°F, NW 6 mph
Sampling Performed By: ~~Alex Testoff & Brian Goldman~~ JT
Well Construction: stickup
General Condition of Well: Good
Well Labeled: Y **Well Cap:** Y **Well Locked:** Y
Condition of surrounding area:
Well depth from TOC: 46.75
Depth to Water from TOC: 26.20
Well Diameter (in): 2
Method of measure: Water Level Meter
Height (Ht) of water in well (Well depth from TOC - Static level from TOC): 20.55
Volume of water in well (Ht. x(.16 for 2")(.653 for 4")(1.469 for 6"): 3.3
Three Well Volumes (gal): 10
Purging Method: Low Flow, Low Volume
Time @ Start of Purge: 1415
Sample Method: Direct/Downhole Pump
Sample Parameters: VOCs, Ethene/Ethane/Methane, Nitrate, Sulfate

Time	Volume (gal)	Temp (°C)	pH	ORP (mV)	Cond. (mS/cm)	Turbidity (NTU)	DO (mg/L)	Depth to Water (ft)	Comments
1451	9	22.04	6.29	183	0.403	82.9	8.89	27.16	Pump set mid screen
1500	11.25	22.35	6.27	183	0.385	25	7.46	27.16	Purge rate: 0.25 GPM
1510	13.75	22.43	6.26	183	0.390	16.5	6.65	27.16	~~pump~~
1550	23.75	21.82	6.24	175	0.388	17.9*	3.47	27.16	
1558	25.75	21.82	6.24	177	0.385	16.9*	3.43	27.16	
1603	27	21.76	6.26	177	0.389	10*	3.53	27.16	

Horiba / SmarTroll No.: W356GDT1

*turbidity measured w/a LaMotte 2020e (SN ME12953)

Sample ID: 16248-MW-9 Time Collected: 1610 Technician Signature

EPS

Monitoring Well Sampling Form

EPS Project: Rheem Manufacturing Company **Date:** 10-17-16

Well ID: MW-33
Sampling Performed By: J. Terry, A. Hyman
Well Construction: Flush Mount
Well Labeled: N **Well Cap:** Y **Well Locked:** N
Well depth from TOC: 157
Well Diameter (in): 2
Height (Ht) of water in well (Well depth from TOC - Static level from TOC): 126
Volume of water in well (Ht. x(.16 for 2")(.653 for 4")(1.469 for 6"): 20.2
Purging Method: Low Flow, Low Volume Megy-Monsoon Pro 12v SS
Sample Method: Direct/Downhole Pump

Field Conditions: Clear, 84°F
General Condition of Well: good
Condition of surrounding area: Right of way along 441
Depth to Water from TOC: 31.05
Method of measure: Water Level Meter
Three Well Volumes (gal): 61
Time @ Start of Purge: 1730
Sample Parameters: VOCs, ~~Ethene/Ethane/Methane, Nitrate, Sulfate~~
JT 10-17-16

Time	Volume (gal)	Temp (°C)	pH	ORP (mV)	Cond. (mS/cm)	Turbidity (NTU)	DO (mg/L)	Depth to Water (ft)	Comments
1740	0.8	22.40	7.85	-116	0.649	151	0.04	40.58	Pump placed mid screen.
1752	1.8	23.27	7.79	-123	0.640	35*	0.15	42.98	Purge Rate: 0.08 GPM
1800	2.4	24.04	7.80	-144	0.640	20*	0.18	44.61	
1805	2.8	23.25	7.84	-161	0.632	20*	0.18	45.27	Increased purge rate. Historically
1817	9.25	20.79	7.97	-211	0.603	4.3*	0.00	73.48	this well purges dry regardless of
1826	14.5	20.93	7.94	-160	0.592	4.9*	0.01	96.98	how slow it is purged.
1836	18	21.27	7.84	-139	0.597	4.7*	0.27	116.62	
1838		21.00	7.85	-122	0.597	4.4*	0.33	125.42	
0900 10-18-16									
0945	Resume Purge @ 0.04GPM							31.10	
0958	0.25	20.55	7.62	4	0.623	10.6	1.80	33.98	
0957	0.45	20.60	7.63	11	0.623	9.77	0.77	34.18	
1002	0.65	21.07	7.63	12	0.627	9.65	0.82	35.05	

Horiba / SmarTroll No.: W356GDT1

* turbidity measured with a LaMotte 2020e (SN: ME12953)

10.18.16

Sample ID: 16292-MW-33 Time Collected: 1005 Technician Signature

EPS

Monitoring Well Sampling Form

EPS Project: Rheem Manufacturing Company **Date:** 10-18-16

Well ID: MW-34
Sampling Performed By: J. Terry
Well Construction: Flush mount
Well Labeled: N **Well Cap:** Y **Well Locked:** N
Well depth from TOC: 182
Well Diameter (in): 2
Height (Ht) of water in well (Well depth from TOC - Static level from TOC): 179.22
Volume of water in well (Ht. x(.16 for 2")(.653 for 4")(1.469 for 6"): 28.7
Three Well Volumes (gal): 86.1
Purging Method: Low Flow, Low Volume Peristaltic pump
Sample Method: ~~Direct/Downhole Pump~~ Straw

Field Conditions: Clear, 80°F
General Condition of Well: good (well pad loose)
Condition of surrounding area: wooded easement
Depth to Water from TOC: 2.78
Method of measure: Water Level Meter
Time @ Start of Purge: 1415
Sample Parameters: VOCs, Ethene/Ethane/Methane, Nitrate, Sulfate

Time	Volume (gal)	Temp (°C)	pH	ORP (mV)	Cond. (mS/cm)	Turbidity (NTU)	DO (mg/L)	Depth to Water (ft)	Comments
1444	2.3	20.76	6.44	129	0.338	0.00	1.04	3.02	Tubing placed in screen
1454	3.1	20.68	6.44	148	0.335	0.00	1.00	3.02	Purge rate: 0.08GPM
1459	3.5	20.54	6.42	154	0.333	0.00	0.96	3.02	
1505	4	20.43	6.42	157	0.334	0.00	0.98		

Horiba / SmarTroll No.: XRTT14VK

Sample ID: 16292 · MW-34 Time Collected: 1510 Technician Signature _____

EPS

Monitoring Well Sampling Form

EPS Project: Rheem Manufacturing Company **Date:** 10-18-16

Well ID: MW-35
Sampling Performed By: J. Terry, A. Nyman
Well Construction: Flush mount
Well Labeled: N **Well Cap:** Y **Well Locked:** N
Well depth from TOC: 107
Well Diameter (in): 2
Height (Ht) of water in well (Well depth from TOC - Static level from TOC): 106.75
Volume of water in well (Ht. x(.16 for 2")(.653 for 4")(1.469 for 6"): 17.1
Purging Method: Low Flow, Low Volume Peristaltic
Sample Method: ~~Direct/Downhole Pump~~. Straw

Field Conditions: Clear, 80°F
General Condition of Well: fair (hole in lid around screw hole)
Condition of surrounding area: wooded easement
Depth to Water from TOC: 0.25
Method of measure: Water Level Meter
Three Well Volumes (gal): 51.3
Time @ Start of Purge: 1155
Sample Parameters: VOCs, Ethene/Ethane/Methane, Nitrate, Sulfate

Time	Volume (gal)	Temp (°C)	pH	ORP (mV)	Cond. (mS/cm)	Turbidity (NTU)	DO (mg/L)	Depth to Water (ft)	Comments
1207	0.75	21.65	7.70	-181	0.633	64.8	0.23	4.52	
1217	A# ~~0.2~~ 1.5	21.76	7.73	-183	0.623	60.2	0.00	7.89	
1227	2.0	21.79	7.84	-189	0.599	65.6	0.00	11.34	
1237	2.5	21.79	7.91	-199	0.584	0.00	0.00	14.68	
1247	3.0	22.66	7.89	-194	0.577	0.00	0.00	16.19	

Horiba / SmarTroll No.: W356GDT1

Sample ID: 16292-MW-35
16292-MW-DUP

Time Collected: 1250
1200

Technician Signature

EPS

Monitoring Well Sampling Form

EPS Project: Rheem Manufacturing Company **Date:** 10-17-16

Well ID: MW-36
Field Conditions: Clear, 88°F
Sampling Performed By: J. Terry, A. Hyman
Well Construction:
General Condition of Well: poor (well pad broken)
Well Labeled: N **Well Cap:** Y **Well Locked:** Y
Condition of surrounding area: grass in middle of easement
Well depth from TOC: 62
Depth to Water from TOC: ~~5.65~~ 5.65 JT 10-17-16
Well Diameter (in): 2
Method of measure: Water Level Meter
Height (Ht) of water in well (Well depth from TOC - Static level from TOC): 56.35
Volume of water in well (Ht. x(.16 for 2")(.653 for 4")(1.469 for 6"): 9
Three Well Volumes (gal): 27
Purging Method: Low Flow, Low Volume Peristaltic pump
Time @ Start of Purge: 1608
Sample Method: ~~Direct/Downhole Pump~~ straw JT 10-17-16
Sample Parameters: VOCs, ~~Ethene/Ethane/Methane, Nitrate, Sulfate~~ JT 10-17-16

Time	Volume (gal)	Temp (°C)	pH	ORP (mV)	Cond. (mS/cm)	Turbidity (NTU)	DO (mg/L)	Depth to Water (ft)	Comments
1620	~~2.5~~ 1.25	22.36	7.10	-164	0.444	0.00	0.56	6.47	Tubing placed mid-screen
1630	1.5	22.01	6.64	-74	0.785	0.55	0.47	6.49	purge rate: 0.09 GPM
1636	1.6	21.53	6.72	-65	0.803	0.00	0.35	6.49	
1641	1.7	21.49	6.76	-59	0.847	0.00	0.25	6.49	
1646	2.2	21.66	6.81	-52	0.854	0.00	0.17	6.49	
1651	2.7	21.55	6.85	-44	0.855	0.00	0.12	6.49	
1656	3.2	21.36	6.87	-36	0.860	0.00	0.16	6.49	

Horiba / SmarTroll No.: XRTTH4VK

Sample ID: 16291-MW-36 Time Collected: 1700 Technician Signature

EPS

Monitoring Well Sampling Form

EPS Project: Rheem Manufacturing Company **Date:** 10-19-16

Well ID: MW-43 **Field Conditions:** clear, 59°F

Sampling Performed By: J. Terry, A. Nyman

Well Construction: Flush mount **General Condition of Well:** good

Well Labeled: N **Well Cap:** Y **Well Locked:** N **Condition of surrounding area:** grass, along road easement

Well depth from TOC: 112 **Depth to Water from TOC:** 27.88

Well Diameter (in): 2 **Method of measure:** Water Level Meter

Height (Ht) of water in well (Well depth from TOC - Static level from TOC): 84.12

Volume of water in well (Ht. x(.16 for 2")(.653 for 4")(1.469 for 6"): 13.5 **Three Well Volumes (gal):** 40.5

Purging Method: Low Flow, Low Volume **Time @ Start of Purge:** 0815

Sample Method: Direct/Downhole Pump **Sample Parameters:** VOCs, Ethene/Ethane/Methane, Nitrate, Sulfate

Time	Volume (gal)	Temp (°C)	pH	ORP (mV)	Cond. (mS/cm)	Turbidity (NTU)	DO (mg/L)	Depth to Water (ft)	Comments
0840	3.0	20.49	6.80	-131	0.547	4.96	0.00	30.46	Pump placed mid screen
0850	3.75	20.88	6.72	-95	0.545	4.2	0.17	29.27	Purge rate 0.1 GPM
0900	5.25	21.03	6.72	-101	0.544	6.8	0.00	31.15	
0910	7.50	21.07	6.74	-107	0.541	7.6	0.00	32.81	

Horiba / SmarTroll No.: W3J6GDT1

Sample ID: 16292-MW-43 Time Collected: 0915 Technician Signature _____

EPS

Monitoring Well Sampling Form

EPS Project: Rheem Manufacturing Company **Date:** 10-17-16

Well ID: MW-44
Sampling Performed By: J. Terry, A. Hyman
Well Construction: Flush Mount
Well Labeled: N **Well Cap:** Y **Well Locked:** N
Well depth from TOC: 90
Well Diameter (in): 2
Height (Ht) of water in well (Well depth from TOC - Static level from TOC): 81.16
Volume of water in well (Ht. x(.16 for 2")(.653 for 4")(1.469 for 6"): 13
Purging Method: Low Flow, Low Volume Peristaltic pump
Sample Method: ~~Direct/Downhole Pump~~ Straw JT 10-17-16

Field Conditions: Clear, 84°F
General Condition of Well: good
Condition of surrounding area: wooded easement
Depth to Water from TOC: 8.84
Method of measure: Water Level Meter
Three Well Volumes (gal): 39
Time @ Start of Purge: 1355
Sample Parameters: VOCs, ~~Ethene/Ethane/Methane, Nitrate, Sulfate~~ JT

Time	Volume (gal)	Temp (°C)	pH	ORP (mV)	Cond. (mS/cm)	Turbidity (NTU)	DO (mg/L)	Depth to Water (ft)	Comments
1506	3.75	22.36	6.72	327	0.284	0.00	1.26	10.30	Tubing intake placed mid-screen
1516	4	22.49	6.72	327	0.282	0.00	1.26	10.32	Purge rate: 0.05 GPM
1526	4.25	22.84	6.79	325	0.278	0.00	1.26	10.32	
1536	4.75	22.83	6.84	323	0.276	0.00	1.22	10.32	
1542	5	22.83	6.83	325	0.276	0.00	1.02	10.32	

Horiba / SmarTroll No.: XRTTH4VK

Sample ID: 16291-MW-44 Time Collected: 1545 Technician Signature: Joe Terry

EPS

Monitoring Well Sampling Form

EPS Project: Rheem Manufacturing Company

Date: 10-17-16

Well ID: MW-45

Field Conditions: Clear, 69°F

Sampling Performed By: J. Terry, A. Hyman

Well Construction: Flush Mount

General Condition of Well: good

Well Labeled: N **Well Cap:** Y **Well Locked:** N

Condition of surrounding area: right of way (Hillsdale Dr. NW)

Well depth from TOC: 95

Depth to Water from TOC: 24.50

Well Diameter (in): 2

Method of measure: Water Level Meter

Height (Ht) of water in well (Well depth from TOC - Static level from TOC): 70.44

Volume of water in well (Ht. x(.16 for 2")(.653 for 4")(1.469 for 6"): 11.3

Three Well Volumes (gal): 34

Purging Method: Low Flow, Low Volume Mega-Monsoon Pro SS 12V pump

Time @ Start of Purge: 0930

Sample Method: Direct/Downhole Pump

Sample Parameters: VOCs, Ethene/Ethane/Methane, Nitrate, Sulfate JT

Time	Volume (gal)	Temp (°C)	pH	ORP (mV)	Cond. (mS/cm)	Turbidity (NTU)	DO (mg/L)	Depth to Water (ft)	Comments
1004	3.4	21.23	7.93	-344	0.468	18.5	4.23	41.50	Purge rate 0.1 GPM. Pump w/ screen
1011	4.1	-	-	-	-	-	-	-	Reduced purge rate to 0.05 GPM
1021	5	21.20	8.26	-308	0.486	8.18	2.44	42.81	~~Pump placed~~ JT
1031	6	21.37	8.55	-253	0.496	7.80	1.86	42.17	
1042	7	21.52	8.54	-235	0.503	12.7	1.32	42.81	
1057	8.4	21.61	8.42	-229	0.505	16.9	0.78	42.81	
1105	9.1	21.68	8.38	-228	0.505	12*	0.00	42.81	
1115	10	21.75	8.34	-230	0.505	9.4	0.00	42.81	

Horiba / SmarTroll No.: W356GDT1

* checked turbidity with a LaMotte 2020e (SN ME12953) turbidity meter because Horiba reading was increasing yet the water is very clear. The Horiba turbidity may be off due to bubbles trapped in chamber

Sample ID: 16291-MW-45

Time Collected: 1118

Technician Signature: Joe Terry

EPS

Monitoring Well Sampling Form

EPS Project: Rheem Manufacturing Company **Date:** 10-18-16

Well ID: MW-46 **Field Conditions:** Clear, 80°F
Sampling Performed By: J. Terry, A. Hyman
Well Construction: Flush mount **General Condition of Well:** good
Well Labeled: N **Well Cap:** Y **Well Locked:** N **Condition of surrounding area:** wooded easement
Well depth from TOC: 52.82 **Depth to Water from TOC:** 3.66
Well Diameter (in): 2 **Method of measure:** Water Level Meter
Height (Ht) of water in well (Well depth from TOC - Static level from TOC): 49.16
Volume of water in well (Ht. x(.16 for 2")(.653 for 4")(1.469 for 6"): 7.9 **Three Well Volumes (gal):** 23.7
Purging Method: Low Flow, Low Volume Peristaltic pump **Time @ Start of Purge:** 1225
Sample Method: ~~Direct/Downhole Pump~~ Straw **Sample Parameters:** VOCs, Ethene/Ethane/Methane, Nitrate, Sulfate

Time	Volume (gal)	Temp (°C)	pH	ORP (mV)	Cond. (mS/cm)	Turbidity (NTU)	DO (mg/L)	Depth to Water (ft)	Comments
1334	3.5	21.37	6.46	314	0.369	0.00	0.97	4.21	Tubing mid screen
1339	3.8	21.13	6.41	317	0.371	0.00	0.91	4.21	Purge Rate: 0.05GPM
1348	4.3	20.89	6.40	320	0.369	0.00	0.94	4.21	
1353		20.88	6.40	321	0.369	0.00	0.93	4.21	

Horiba / SmarTroll No.: XRTTH4VK

Sample ID: 16292-MW-46 Time Collected: 1355 Technician Signature: Joe Terry

EPS

Monitoring Well Sampling Form

EPS Project: Rheem Manufacturing Company **Date:** 10-18-16

Well ID: MW-47 **Field Conditions:** Clear, 80°F
Sampling Performed By: J. Terry
Well Construction: stickup **General Condition of Well:** good
Well Labeled: N **Well Cap:** Y **Well Locked:** Y **Condition of surrounding area:** woods
Well depth from TOC: 96.94 **Depth to Water from TOC:** 7.22
Well Diameter (in): 2 **Method of measure:** Water Level Meter
Height (Ht) of water in well (Well depth from TOC - Static level from TOC):
Volume of water in well (Ht. x(.16 for 2")(.653 for 4")(1.469 for 6"): **Three Well Volumes (gal):**
Purging Method: Low Flow, Low Volume **Time @ Start of Purge:** 1522
Sample Method: Direct/Downhole Pump **Sample Parameters:** VOCs, Ethene/Ethane/Methane, Nitrate, Sulfate

Time	Volume (gal)	Temp (°C)	pH	ORP (mV)	Cond. (mS/cm)	Turbidity (NTU)	DO (mg/L)	Depth to Water (ft)	Comments
1539	1.5	20.79	7.21	122	0.383	3.65	0.02	7.92	Tubing placed mid screen
1550	2.5	20.18	7.26	103	0.385	2.16	0.00	7.92	purge rate: 0.09 GPM
1555	3	20.21	7.24	97	0.384	1.49	0.00	7.92	
1600	3.5	20.25	7.24	87	0.384	3.74	0.00	7.92	

Horiba / SmarTroll No.: XRTH4VK

Sample ID: 16292-MW-47 Time Collected: 1605 Technician Signature

Monitoring W Sampling Form

EPS Project: Rheem Manufacturing Company **Date:** 10/28/16

Well ID: MW-48A **Field Conditions:** ~75°F, clear
Sampling Performed By: Alex Testoff & ~~Brian Goldman~~ Joe Testa
Well Construction: flush mount **General Condition of Well:** Good
Well Labeled: Y **Well Cap:** Y **Well Locked:** N **Condition of surrounding area:** good
Well depth from TOC: 97.88 **Depth to Water from TOC:** 26.23
Well Diameter (in): 1" **Method of measure:** Water Level Meter
Height (Ht) of water in well (Well depth from TOC - Static level from TOC): 71.65'
Volume of water in well (Ht. x(.16 for 2")(.653 for 4")(1.469 for 6"): 2.87 gal **Three Well Volumes (gal):** 8.60
Purging Method: Low Flow, Low Volume **Time @ Start of Purge:** 1100
Sample Method: Direct/Downhole Pump **Sample Parameters:** VOCs, Ethene/Ethane/Methane, Nitrate, Sulfate

Time	Volume (gal)	Temp (°C)	pH	ORP (mV)	Cond. (mS/cm)	Turbidity (NTU)	DO (mg/L)	Depth to Water (ft)	Comments
1325	6.25	26.48	6.73	35	0.215	2.10	1.65	29.26	
1330	6.75	25.97	6.79	11	0.217	2.12	6.61	29.27	
1335	7.33	25.83	6.76	7	0.214	0.81	1.07	29.26	
1340	7.88	25.79	6.78	9	0.211	2.06	1.00	29.25	

Horiba / SmarTroll No.:

Sample ID: 16302-MW-48A Time Collected: 1345 Technician Signature

Monitoring W Sampling Form

EPS Project: Rheem Manufacturing Company **Date:** 10-28-16

Well ID: MW-48B
Field Conditions: Clear, 78°F
Sampling Performed By: Alex Testoff & Brian Goldman
Well Construction:
General Condition of Well: Good
Well Labeled: **Well Cap:** **Well Locked:**
Condition of surrounding area:
Well depth from TOC: 72.55
Depth to Water from TOC: 25.60
Well Diameter (in):
Method of measure: Water Level Meter
Height (Ht) of water in well (Well depth from TOC - Static level from TOC):
Volume of water in well (Ht. x(.16 for 2")(.653 for 4")(1.469 for 6"):
Three Well Volumes (gal):
Purging Method: Low Flow, Low Volume
Time @ Start of Purge: 1100
Sample Method: Direct/Downhole Pump
Sample Parameters: VOCs, Ethene/Ethane/Methane, Nitrate, Sulfate

Time	Volume (gal)	Temp (°C)	pH	ORP (mV)	Cond. (mS/cm)	Turbidity (NTU)	DO (mg/L)	Depth to Water (ft)	Comments
1120	0.0	23.64	6.50	148	0.186	2.78	1.40	26.04	Pump set mid screen
1204	3.2	24.96	6.51	187	0.180	0	4.77	26.04	Purge rate 0.05GPM
1216	3.8	25.16	6.50	194	0.179	0	4.41	26.04	
1255	5.75	25.70	6.48	220	0.177	0.90	3.66	26.05	

Horiba / SmarTroll No.: XRTH4VK

Sample ID: 16302-MW-48B Time Collected: 1305 Technician Signature: Alex Testoff

Monitoring W Sampling Form

EPS Project: Rheem Manufacturing Company **Date:** 10-28-16

Well ID: MW-48C
Field Conditions: clear, 78°F
Sampling Performed By: Alex Testoff ~~& Brian Goldman~~ J. Terry
Well Construction: Flush mount
General Condition of Well: Good
Well Labeled: N **Well Cap:** Y **Well Locked:** N
Condition of surrounding area:
Well depth from TOC: 45.02
Depth to Water from TOC: 26.11
Well Diameter (in): 1
Method of measure: Water Level Meter
Height (Ht) of water in well (Well depth from TOC - Static level from TOC):
Volume of water in well (Ht. x(.16 for 2")(.653 for 4")(1.469 for 6"):
Three Well Volumes (gal):
Purging Method: Low Flow, Low Volume
Time @ Start of Purge: 1100
Sample Method: Direct/Downhole Pump
Sample Parameters: VOCs, Ethene/Ethane/Methane, Nitrate, Sulfate

Time	Volume (gal)	Temp (°C)	pH	ORP (mV)	Cond. (mS/cm)	Turbidity (NTU)	DO (mg/L)	Depth to Water (ft)	Comments
1122	0.5	25.77	6.48	74	0.226	81.2	3.25	27.69	Pump set mid screen
1203	1.7	26.90	6.36	110	0.216	14.9*	1.02	27.69	Purge rate: 0.03 GPM
1212	2	26.82	6.35	119	0.213	14.8*	1.01	27.69	
1228		26.89	6.35	130	0.211	14.5	1.05	27.69	
1254		27.41	6.36	137	0.209	9.5	1.08	27.69	

Horiba / SmarTroll No.: W356GDT1

* Turbidity measured w/ LaMotte 2020e (S/N: ME12953)

Sample ID: 16302-MW-48C

Time Collected: 1300

Technician Signature: [signature]

Monitoring W Sampling Form

EPS Project: Rheem Manufacturing Company **Date:** 10-28-16

Well ID: MW-49A
Field Conditions: Clear, 87°F
Sampling Performed By: Alex Testoff & ~~Brian Goldman~~ Joe Terry
Well Construction: Stickup
General Condition of Well: Good
Well Labeled: Y **Well Cap:** Y **Well Locked:** Y
Condition of surrounding area: edge of driveway
Well depth from TOC: 91.20
Depth to Water from TOC: 27.78
Well Diameter (in): 1
Method of measure: Water Level Meter
Height (Ht) of water in well (Well depth from TOC - Static level from TOC): 63.42'
Volume of water in well (Ht. x(.16 for 2")(.653 for 4")(1.469 for 6"): 2.54 gal
Three Well Volumes (gal): 7.61
Purging Method: Low Flow, Low Volume
Time @ Start of Purge: 1450
Sample Method: Direct/Downhole Pump
Sample Parameters: VOCs, Ethene/Ethane/Methane, Nitrate, Sulfate

Time	Volume (gal)	Temp (°C)	pH	ORP (mV)	Cond. (mS/cm)	Turbidity (NTU)	DO (mg/L)	Depth to Water (ft)	Comments
1532	2.5	24.58	6.72	32	0.343	0.81	0.13	28.33	~0.05 gpm purge rate
1537	~~2.75~~	24.36	6.71	24	0.347	0.00	0.08	28.32	
1542	3.0	24.41	6.69	18	0.344	0.34	0.03	28.33	
1547	3.25	24.15	6.70	13	0.343	1.71	0.04		

Horiba / SmarTroll No.: W3J6GDT1

Sample ID: 16302-MW-49A Time Collected: 1550 Technician Signature: [signature]

EPS

Monitoring W Sampling Form

EPS Project: Rheem Manufacturing Company **Date:** 10-28-16

Well ID: MW-49B
Sampling Performed By: Alex Testoff & ~~Brian Goldman~~ Joe Terry
Well Construction: Stick up
Well Labeled: Y **Well Cap:** Y **Well Locked:** Y
Well depth from TOC: 71.15
Well Diameter (in): 1"
Height (Ht) of water in well (Well depth from TOC - Static level from TOC): 43.07'
Volume of water in well (Ht. x(.16 for 2")(.653 for 4")(1.469 for 6"): 1.72 gal
Purging Method: Low Flow, Low Volume
Sample Method: Direct/Downhole Pump

Field Conditions: Clear 87°F
General Condition of Well: Good
Condition of surrounding area:
Depth to Water from TOC: 28.08
Method of measure: Water Level Meter
Three Well Volumes (gal): 5.17 gal
Time @ Start of Purge: 1450
Sample Parameters: VOCs, Ethene/Ethane/Methane, Nitrate, Sulfate

Time	Volume (gal)	Temp (°C)	pH	ORP (mV)	Cond. (mS/cm)	Turbidity (NTU)	DO (mg/L)	Depth to Water (ft)	Comments
1520	1.0	24.37	6.48	117	0.229	0.8	0.50	28.20	~0.05 gpm purge rate
1525	1.25	24.16	6.55	106	0.228	0.00	0.40	28.20	
1530	1.5	23.98	6.56	104	0.229	0.00	0.37	28.22	
1535	1.75	24.88	6.54	111	0.224	0.00	0.27	28.24	

Horiba / SmarTroll No.: XRTH4VK

Collected a equipment blank 16302-EB @1645 after decontaminating Solinst 408 2-valve pump used in MW-49B. Lab supplied analyte free DI water was run through the pump into VOA vials for VOC analysis.

Sample ID: 16302-MW-49B Time Collected: 1540 Technician Signature

Monitoring W Sampling Form

EPS Project: Rheem Manufacturing Company **Date:** 10-28-16

Well ID: MW-49C
Field Conditions: Clear, 87°F
Sampling Performed By: Alex Testoff & ~~Brian Goldman~~ Joe Terry
Well Construction: Stick up
General Condition of Well: Good
Well Labeled: Y **Well Cap:** Y **Well Locked:** Y
Condition of surrounding area: good
Well depth from TOC: 43.10
Depth to Water from TOC: 29.10
Well Diameter (in): 1
Method of measure: Water Level Meter
Height (Ht) of water in well (Well depth from TOC - Static level from TOC): 14.00'
Volume of water in well (Ht. x(.16 for 2")(.653 for 4")(1.469 for 6"): 0.56 gal
Three Well Volumes (gal): 1.68
Purging Method: Low Flow, Low Volume
Time @ Start of Purge: ~~1455~~ 1550
Sample Method: Direct/Downhole Pump
Sample Parameters: VOCs, Ethene/Ethane/Methane, Nitrate, Sulfate

Time	Volume (gal)	Temp (°C)	pH	ORP (mV)	Cond. (mS/cm)	Turbidity (NTU)	DO (mg/L)	Depth to Water (ft)	Comments
1558	0.15	27.29	6.75	22	0.343	16.7	0.67	29.98	~0.02 gpm
1603	0.25	27.68	6.73	39	0.343	14.7	1.41	29.96	
1608	0.35	27.50	6.75	69	0.349	5.42	2.50	29.99	
1613	0.45	28.09	6.78	92	0.347	5.38	0.89	30.00	
									Need new tubing for next event

Horiba / SmarTroll No.: WJJ6DT1

Sample ID: 16302-MW-49C

Time Collected: 1615

Technician Signature: Alex Testoff

Monitoring W Sampling Form

EPS Project: Rheem Manufacturing Company **Date:** 10-28-16

Well ID: MW-50A
Sampling Performed By: Alex Testoff & ~~Brian Goldman~~ Joe Terry
Well Construction: flush mount
Well Labeled: Y **Well Cap:** Y **Well Locked:** n
Well depth from TOC: 138.35
Well Diameter (in): 1"
Height (Ht) of water in well (Well depth from TOC - Static level from TOC): 108.04'
Volume of water in well (Ht. x(.16 for 2")(.653 for 4")(1.469 for 6"): 4.32 gal
Purging Method: Low Flow, Low Volume
Sample Method: Direct/Downhole Pump

Field Conditions: indoors
General Condition of Well: Good
Condition of surrounding area: good
Depth to Water from TOC: 30.31
Method of measure: Water Level Meter
Three Well Volumes (gal): 12.96
Time @ Start of Purge: 0750
Sample Parameters: VOCs, Ethene/Ethane/Methane, Nitrate, Sulfate

Time	Volume (gal)	Temp (°C)	pH	ORP (mV)	Cond. (mS/cm)	Turbidity (NTU)	DO (mg/L)	Depth to Water (ft)	Comments
0850	4.0							dry	~0.05 gpm purge rate
0920	Resume Purge							77.40	
0923		20.58	7.53	-54	0.290	4.85	2.31	>78.15	water meter blocked by zip-ties holding air & purge line together
~~0928~~									
									Threw tubing away need some for next sampling event

Horiba / SmarTroll No.:

Sample ID: 16302-MW-50A Time Collected: 0930 Technician Signature: [signature]

Monitoring W Sampling Form

EPS Project: Rheem Manufacturing Company **Date:** 10-28-16

Well ID: MW-50B
Field Conditions: indoors
Sampling Performed By: Alex Testoff & ~~Brian Goldman~~ Joe Terry
Well Construction: Flush mount
General Condition of Well: Good
Well Labeled: Y **Well Cap:** Y **Well Locked:** n
Condition of surrounding area: good
Well depth from TOC: 104.31
Depth to Water from TOC: 27.80
Well Diameter (in): 1"
Method of measure: Water Level Meter
Height (Ht) of water in well (Well depth from TOC - Static level from TOC): 76.51'
Volume of water in well (Ht. x(.16 for 2")(.653 for 4")(1.469 for 6"): 3.06 gal
Three Well Volumes (gal): 9.18
Purging Method: Low Flow, Low Volume Solinst 408 2-valve pump
Time @ Start of Purge: ~~0750~~ 0805
Sample Method: Direct/Downhole Pump
Sample Parameters: VOCs, Ethene/Ethane/Methane, Nitrate, Sulfate, TOC

Time	Volume (gal)	Temp (°C)	pH	ORP (mV)	Cond. (mS/cm)	Turbidity (NTU)	DO (mg/L)	Depth to Water (ft)	Comments
0810	<0.25	21.37	6.12	-61	0.594	84.2	1.62	28.49	Pump set mid screen
0820	0.9	21.31	7.45	-166	0.509	13.7	0.26	28.80	Purge rate: 0.06GPM
0830	1.5	21.26	7.63	-171	0.515	12.6	0.09	28.80	
0836	1.9	21.26	7.69	-174	0.513	12	0.02	28.80	
0846	2.5	21.22	7.75	-176	0.505	9.56	0.00	28.80	
0857	3.2	21.24	7.74	-177	0.495	7.77	0.00	28.80	
0902	3.5	21.24	7.76	-177	0.496	6.66	0.00	28.80	

Horiba / SmarTroll No.: W3J6GDT2

Sample ID: 16302-MW-50B Time Collected: 0905 Technician Signature

Monitoring W Sampling Form

EPS Project: Rheem Manufacturing Company **Date:** 10-28-16

Well ID: MW-50C
Field Conditions: indoors
Sampling Performed By: Alex Testoff & ~~Brian Goldman~~ Joe Terry
Well Construction: flush mount
General Condition of Well: Good
Well Labeled: Y **Well Cap:** Y **Well Locked:** n
Condition of surrounding area: good
Well depth from TOC: 80.52
Depth to Water from TOC: 27.23
Well Diameter (in): 1"
Method of measure: Water Level Meter
Height (Ht) of water in well (Well depth from TOC - Static level from TOC): 53.29'
Volume of water in well (Ht. x(.16 for 2")(.653 for 4")(1.469 for 6"): 2.13 gal
Three Well Volumes (gal): 6.39
Purging Method: Low Flow, Low Volume
Time @ Start of Purge: 0750
Sample Method: Direct/Downhole Pump
Sample Parameters: VOCs, Ethene/Ethane/Methane, Nitrate, Sulfate

Time	Volume (gal)	Temp (°C)	pH	ORP (mV)	Cond. (mS/cm)	Turbidity (NTU)	DO (mg/L)	Depth to Water (ft)	Comments
0803	0.5	20.67	7.04	-56	0.397	115	0.57	29.20	~0.05 gpm purge rate
0812	1.0	20.62	7.07	-64	0.396	59.7	0.41	29.29	
0823	1.5	20.63	6.99	-64	0.384	3.97	0.33	29.29	
0832	2.0	20.61	6.97	-60	0.374	0.12	0.32	29.28	
0836	2.25	20.61	6.98	-59	0.373	0.02	0.29	29.30	

Horiba / SmarTroll No.: XRTTH4VK

Sample ID: 16302-MW-50C Time Collected: 0838 Technician Signature: Alex Testoff

Monitoring W Sampling Form

EPS Project: Rheem Manufacturing Company **Date:** 10/27/16

Well ID: MW-51A
Sampling Performed By: Alex Testoff & ~~Brian Goldman~~ Joe Terry
Well Construction: flush mount
Well Labeled: Y **Well Cap:** Y **Well Locked:** n
Well depth from TOC: 108.70
Well Diameter (in): 1"
Height (Ht) of water in well (Well depth from TOC - Static level from TOC): 84.30'
Volume of water in well (Ht. x(.16 for 2")(.653 for 4")(1.469 for 6"): 3.37 gal
Purging Method: Low Flow, Low Volume
Sample Method: Direct/Downhole Pump

Field Conditions: indoors
General Condition of Well: Good
Condition of surrounding area: good
Depth to Water from TOC: 24.40
Method of measure: Water Level Meter
Three Well Volumes (gal): 10.12
Time @ Start of Purge: 1445
Sample Parameters: VOCs, Ethene/Ethane/Methane, Nitrate, Sulfate

Time	Volume (gal)	Temp (°C)	pH	ORP (mV)	Cond. (mS/cm)	Turbidity (NTU)	DO (mg/L)	Depth to Water (ft)	Comments
1555	4.9	20.92	7.31	59	0.207	5.35	1.35	25.23	~0.07 gpm purge rate
1603	5.46	20.91	7.31	52	0.206	5.06	1.37	24.46	
1615	6.30	21.10	7.33	50	0.204	4.17	1.49	24.52	
1620	6.65	20.89	7.31	44	0.202	5.44	1.46	24.58	

Horiba / SmarTroll No.:

Sample ID: 16301-MW-51A Time Collected: 1625 Technician Signature

EPS

Monitoring W Sampling Form

EPS Project: Rheem Manufacturing Company **Date:** 10/27/16

Well ID: MW-51B
Sampling Performed By: Alex Testoff & ~~Brian Goldman~~ Jo-Terry
Well Construction: Flush mount
Well Labeled: Y **Well Cap:** ~~60.12~~ 95.10 **Well Locked:** Y
Well depth from TOC:
Well Diameter (in): 1"
Height (Ht) of water in well (Well depth from TOC - Static level from TOC): 70.75'
Volume of water in well (Ht. x(.16 for 2")(.653 for 4")(1.469 for 6"): 2.83 gal
Purging Method: Low Flow, Low Volume
Sample Method: Direct/Downhole Pump

Field Conditions: indoors
General Condition of Well: Good
Condition of surrounding area:
Depth to Water from TOC: 24.35
Method of measure: Water Level Meter
Three Well Volumes (gal): 8.49
Time @ Start of Purge: 1445
Sample Parameters: VOCs, Ethene/Ethane/Methane, Nitrate, Sulfate

Time	Volume (gal)	Temp (°C)	pH	ORP (mV)	Cond. (mS/cm)	Turbidity (NTU)	DO (mg/L)	Depth to Water (ft)	Comments
1505	1.0	21.01	6.93	200	0.191	10.8	3.53	25.15	Pump set mid screen
1515	1.5	20.97	6.87	181	0.184	5.65	3.52	25.18	Purge rate: 0.05 GPM
1525	2.0	20.96	6.87	132	0.181	3.07	2.78	25.20	
1535	2.5	20.95	6.88	108	0.178	2.08	1.99	25.22	

Horiba / SmarTroll No.: XRTT1+4VK

Sample ID: 16301-MW-51B Time Collected: 1537 Technician Signature: Alex Testoff

EPS

Monitoring W Sampling Form

EPS Project: Rheem Manufacturing Company **Date:** 10/27/16

Well ID: MW-51C
Field Conditions: Indoors
Sampling Performed By: Alex Testoff & ~~Brian Goldman~~ Joe Terry
Well Construction: ~~Above Ht~~ flush mount
General Condition of Well: Good
Well Labeled: Y **Well Cap:** Y **Well Locked:** n
Condition of surrounding area: Good
Well depth from TOC: 60.12
Depth to Water from TOC: 24.40
Well Diameter (in): 1"
Method of measure: Water Level Meter
Height (Ht) of water in well (Well depth from TOC - Static level from TOC): 35.72
Volume of water in well (Ht. x(.16 for 2")(.653 for 4")(1.469 for 6"): 1.43 gal
Three Well Volumes (gal): 4.29
Purging Method: Low Flow, Low Volume
Time @ Start of Purge: 1445
Sample Method: Direct/Downhole Pump
Sample Parameters: VOCs, Ethene/Ethane/Methane, Nitrate, Sulfate

Time	Volume (gal)	Temp (°C)	pH	ORP (mV)	Cond. (mS/cm)	Turbidity (NTU)	DO (mg/L)	Depth to Water (ft)	Comments
1508	1.61	21.53	6.87	130	0.145	5.07	1.82	25.40	Pump set mid screen
1518	2.31	21.51	6.42	156	0.126	1.05	1.80	25.92	Purge rate: 0.07 gpm
1528	3.01	21.52	6.28	170	0.118	1.23	1.75	25.63	
1538	3.51	21.49	6.19	184	0.122	7.37	5.09	25.24	*slowed purge rate ~0.05 gpm
1548	4.01	21.51	6.09	194	0.107	2.52	3.70	25.22	
1553	4.26	21.52	6.05	199	0.105	2.92	3.45	25.23	
1558	~~5.0~~ 4.51	21.51	6.05	200	0.105	2.99	3.34	25.19	

Horiba / SmarTroll No.: W3JGGTD1

Sample ID: 16301-MW-51C Time Collected: 1600 Technician Signature: Alex Testoff

EPS

Monitoring W Sampling Form

EPS Project: Rheem Manufacturing Company **Date:** 10-27-16

Well ID: MW-52A
Sampling Performed By: ~~Alex Testoff & Brian Goldman~~ J. Terry
Well Construction: Flush mount
Well Labeled: N **Well Cap:** Y **Well Locked:** N
Well depth from TOC: 133.45
Well Diameter (in): 1
Height (Ht) of water in well (Well depth from TOC - Static level from TOC): 110.42
Volume of water in well (Ht. x(.16 for 2")(.653 for 4")(1.469 for 6"): 4.4
Purging Method: Low Flow, Low Volume
Sample Method: Direct/Downhole Pump

Field Conditions:
General Condition of Well: Good
Condition of surrounding area:
Depth to Water from TOC: 23.03
Method of measure: Water Level Meter
Three Well Volumes (gal): 13.2
Time @ Start of Purge: 1035
Sample Parameters: VOCs, Ethene/Ethane/Methane, Nitrate, Sulfate

Time	Volume (gal)	Temp (°C)	pH	ORP (mV)	Cond. (mS/cm)	Turbidity (NTU)	DO (mg/L)	Depth to Water (ft)	Comments
1221	7.4	20.72	6.42	64	0.314	1.94	0.00	27.45	Pump set mid screen
1227	7.8	20.74	6.46	68	0.315	0.4	0.00	27.45	Purge rate: 0.079gpm
1232	8.2	20.74	6.44	71	0.315	1.24	0.00	27.45	
1237	8.6	20.82	6.45	69	0.314	1.18	0.00	27.45	

Horiba / SmarTroll No.: W3J6GDT1

Sample ID: 16301-MW-52A Time Collected: 1240 Technician Signature

Monitoring W Sampling Form

EPS Project: Rheem Manufacturing Company **Date:** 10-27-16

Well ID: MW-52B
Sampling Performed By: ~~Alex Testoff & Brian Goldman~~ J Terry
Well Construction:
Well Labeled: **Well Cap:** **Well Locked:**
Well depth from TOC: 89.45
Well Diameter (in):
Height (Ht) of water in well (Well depth from TOC - Static level from TOC):
Volume of water in well (Ht. x(.16 for 2")(.653 for 4")(1.469 for 6"):
Purging Method: Low Flow, Low Volume
Sample Method: Direct/Downhole Pump

Field Conditions: indoors
General Condition of Well: Good
Condition of surrounding area: inside building
Depth to Water from TOC: 23.04
Method of measure: Water Level Meter
Three Well Volumes (gal):
Time @ Start of Purge: 1035
Sample Parameters: VOCs, Ethene/Ethane/Methane, Nitrate, Sulfate, TOC

Time	Volume (gal)	Temp (°C)	pH	ORP (mV)	Cond. (mS/cm)	Turbidity (NTU)	DO (mg/L)	Depth to Water (ft)	Comments
1108	3	19.84	6.37	146	0.213	5.85	0.93	23.80	Pump set mid screen
1123	4.4	19.96	6.25	144	0.209	1.96	0.74	23.80	Purge Rate: 0.09 GPM
1133	5.3	20.00	6.31	146	0.208	1.29	0.71	23.80	
1143	6.2	20.05	6.25	140	0.207	0.24	0.68	23.80	
1204	8	20.07	6.27	147	0.207	0.01	0.67	23.80	

Horiba / SmarTroll No.: XRTH4VK

Sample ID: 16301-MW-52B Time Collected: 1210 Technician Signature

Monitoring W Sampling Form

EPS Project: Rheem Manufacturing Company **Date:** 10-27-16

Well ID: MW-52C
Sampling Performed By: ~~Alex Testoff & Brian Goldman~~ J Terry
Well Construction:
Well Labeled: **Well Cap:** **Well Locked:**
Well depth from TOC: 49.35
Well Diameter (in):
Height (Ht) of water in well (Well depth from TOC - Static level from TOC):
Volume of water in well (Ht. x(.16 for 2")(.653 for 4")(1.469 for 6"):
Purging Method: Low Flow, Low Volume
Sample Method: Direct/Downhole Pump

Field Conditions: Indoors
General Condition of Well: Good
Condition of surrounding area: Inside building
Depth to Water from TOC: 23.91
Method of measure: Water Level Meter
Three Well Volumes (gal):
Time @ Start of Purge: 1035
Sample Parameters: VOCs, Ethene/Ethane/Methane, Nitrate, Sulfate, TOC

Time	Volume (gal)	Temp (°C)	pH	ORP (mV)	Cond. (mS/cm)	Turbidity (NTU)	DO (mg/L)	Depth to Water (ft)	Comments
1102	0.8	20.09	6.07	-45	0.270	5.61	3.65	24.45	Pumpset midscreen
1118	1.3	20.41	6.03	-33	0.274	4.58	4.76	24.45	Pump rate: 0.03 GPM
1123	1.5	20.45	6.04	-32	0.276	4.67	4.55	24.45	
1143	2.1	20.61	6.05	-28	0.282	5.12	3.46	24.45	
1146	2.2	20.62	6.05	-32	0.282	5.00	3.49	24.45	

Horiba / SmarTroll No.: W356GDT1

Sample ID: 16301-MW-52C Time Collected: 1150 Technician Signature

Monitoring W Sampling Form

EPS Project: Rheem Manufacturing Company **Date:** 10-26-16

Well ID: MW-53A
Sampling Performed By: ~~Alex Testoff & Brian Goldman~~ MBS/JT
Well Construction: stick-up
Well Labeled: Y **Well Cap:** Y **Well Locked:** Y
Well depth from TOC: 139.25
Well Diameter (in): 1 inch
Height (Ht) of water in well (Well depth from TOC - Static level from TOC): 113.31
Volume of water in well (Ht. x(.16 for 2")(.653 for 4")(1.469 for 6"): 4.53
Purging Method: Low Flow, Low Volume
Sample Method: Direct/Downhole Pump

Field Conditions: sunny 80°F
General Condition of Well: Good
Condition of surrounding area: between wooded area and rd
Depth to Water from TOC: 25.94
Method of measure: Water Level Meter
Three Well Volumes (gal): 13.6
Time @ Start of Purge: 1330
Sample Parameters: VOCs, Ethene/Ethane/Methane, Nitrate, Sulfate, TOC

Time	Volume (gal)	Temp (°C)	pH	ORP (mV)	Cond. (mS/cm)	Turbidity (NTU)	DO (mg/L)	Depth to Water (ft)	Comments
1420	3.0	24.39	7.63	-140	0.381	7.19	7.44	53.53	purge rate = 0.06 gpm
1425	3.3	24.27	7.77	-147	0.370	6.47	6.58	53.54	
1430	3.6	24.12	7.66	-141	0.371	4.92	5.70	53.48	
1435	3.9	24.14	7.64	-139	0.373	3.99	5.37	53.45	
1440	4.2	24.12	7.58	-134	0.378	3.47	4.80	53.45	

Horiba / SmarTroll No.: Horiba U-53 W3J6GDT1

Sample ID: 16300-MW-53A Time Collected: 1445 Technician Signature: Melissa Spitzell

Monitoring W Sampling Form

EPS Project: Rheem Manufacturing Company **Date:** 10/26/16

Well ID: MW-53B mh
Sampling Performed By: ~~Alex Testoff & Brian Goldman~~ MRS/JT
Well Construction: 8 inch
Well Labeled: Y **Well Cap:** Y **Well Locked:** Y
Well depth from TOC: 123.65
Well Diameter (in): 1 inch
Height (Ht) of water in well (Well depth from TOC - Static level from TOC): 97.76
Volume of water in well (Ht. x(.16 for 2")(.653 for 4")(1.469 for 6"): 3.91
Purging Method: Low Flow, Low Volume
Sample Method: Direct/Downhole Pump

Field Conditions: sunny 80°F
General Condition of Well: Good
Condition of surrounding area: between wooded area and rd. mh
Depth to Water from TOC: 25.89
Method of measure: Water Level Meter
Three Well Volumes (gal): 11.73
Time @ Start of Purge: 1330
Sample Parameters: VOCs, Ethene/Ethane/Methane, Nitrate, Sulfate

Time	Volume (gal)	Temp (°C)	pH	ORP (mV)	Cond. (mS/cm)	Turbidity (NTU)	DO (mg/L)	Depth to Water (ft)	Comments
1345	1.05	21.90	7.57	-111	0.289	3.27	0.41	44.75	0.07gpm purge rate
1350	1.4	21.95	7.63	-117	0.294	2.37	0.34	48.45	pump intake @ center of
1355	1.75	21.93	7.66	-120	0.296	2.38	0.32	50.48	screen
1400	2.1	21.63	7.68 mh	-131	0.298	1.47	0.40	52.45	
1405	2.45	21.66	7.73	-134	0.295	1.64	0.38	53.42	decreased flow to 0.05gpm
1410	2.7	22.55	7.80	-130	0.294	1.61	0.41	52.91	
1415	2.95	22.72	7.88	-140	0.292	0.00	0.37	52.48	
1420	3.2	22.66	7.90	-142	0.293	0.30	0.38	52.22	
1425	3.45	22.79	7.91	-144	0.293	1.18	0.39	52.22	

Horiba / SmarTroll No.: Horiba U-53 XRTTH4VK

Sample ID: 16300-MW-53B Time Collected: 1430 Technician Signature: Melissa Ortiz

Monitoring W Sampling Form

EPS Project: Rheem Manufacturing Company **Date:** 10/26/16

Well ID: MW-53C
Sampling Performed By: ~~Alex Testoff & Brian Goldman~~ MRS/JT
Well Construction: stick-up
Well Labeled: Y **Well Cap:** Y **Well Locked:** Y
Well depth from TOC: 83.45
Well Diameter (in): 1 inch
Height (Ht) of water in well (Well depth from TOC - Static level from TOC): 56.22
Volume of water in well (Ht. x(.16 for 2")(.653 for 4")(1.469 for 6"): 2.2
Purging Method: Low Flow, Low Volume Solinst 408 2-valve pump
Sample Method: Direct/Downhole Pump

Field Conditions: Sunny 80°F
General Condition of Well: Good
Condition of surrounding area: between wooded area and rd
Depth to Water from TOC: 27.23
Method of measure: Water Level Meter
Three Well Volumes (gal): 6.6
Time @ Start of Purge: 1330
Sample Parameters: VOCs, Ethene/Ethane/Methane, Nitrate, Sulfate, TOC

Time	Volume (gal)	Temp (°C)	pH	ORP (mV)	Cond. (mS/cm)	Turbidity (NTU)	DO (mg/L)	Depth to Water (ft)	Comments
1345	0.9	24.77	7.27	-109	0.480	8.53	7.09	28.83	Pump set mid screen
1350	1.2	24.57	7.25	-107	0.494	8.38	6.59	28.83	Purge rate: 0.06 GPM
1355	1.5	24.30	7.23	-103	0.496	8.74	6.30	28.70	
1400	1.8	24.43	7.21	-102	0.496	8.03	6.04	28.83	
1405	2.1	24.41	7.20	-99	0.495	7.7	5.70	28.82	

Horiba / SmarTroll No.: W3J6GDT1

Sample ID: 16300-MW-53C Time Collected: 1410 Technician Signature _____

EPS

Monitoring Well Sampling Form

EPS Project: Rheem Manufacturing Company **Date:** 10-17-16

Well ID: MW-54 **Field Conditions:** Clear, 80°F

Sampling Performed By: J. Terry, A. Hyman

Well Construction: Flush Mount **General Condition of Well:** good

Well Labeled: N **Well Cap:** Y **Well Locked:** N **Condition of surrounding area:** grass just off parking lot

Well depth from TOC: 139.92 **Depth to Water from TOC:** 19.92

Well Diameter (in): 2 **Method of measure:** Water Level Meter

Height (Ht) of water in well (Well depth from TOC - Static level from TOC): 120

Volume of water in well (Ht. x(.16 for 2")(.653 for 4")(1.469 for 6"): 19.2 **Three Well Volumes (gal):** 57.6

Purging Method: Low Flow, Low Volume Mega-Monsoon PO SS 12v pump **Time @ Start of Purge:** 1215

Sample Method: Direct/Downhole Pump **Sample Parameters:** VOCs, ~~Ethene/Ethane/Methane, Nitrate, Sulfate~~ QT

Time	Volume (gal)	Temp (°C)	pH	ORP (mV)	Cond. (mS/cm)	Turbidity (NTU)	DO (mg/L)	Depth to Water (ft)	Comments
1240	3.25	22.88	9.82	-309	0.506	118	0.00	30.65	Pump placed in middle of screen
1247	4.2	Reduced	purge rate	to 0.1GPM					initial turbidity 100 NTU
1250	4.5	23.12	9.51	-295	0.516	73	0.00	31.10	Started Horiba at 1233
1256	5.1	23.43	9.38	-292	0.520	58.5	0.00	31.99	Purge rate: 0.13 GPM initially
1306	6.1	24.88	9.31	-292	0.518	6*	0.00	30.82	
1316	7.1	25.07	9.12	-283	0.518	10	0.00	30.82	
1326	8.1	27.78	8.98	-277	0.502	7.3	0.00	30.82	
1336	9.1	28.58	8.91	-270	0.496	1.7	0.00	30.82	
1346	10.1	29.46	8.85	-271	0.490	1.3	0.00	30.82	
1356	11.1	30.42	8.80	-271	0.497	1.6	0.00	30.82	
1406	12.1	30.94	8.77	-272	0.475	1.08	0.00	30.82	

Horiba / SmarTroll No.: W3J6GDT1

*Turbidity measured w/ a LaMotte 2020e (SN: ME 12955)

Sample ID: 16291-MW-54 Time Collected: 1410 Technician Signature: Joe Terry

APPENDIX D
Laboratory Analytical Reports

AES

ANALYTICAL ENVIRONMENTAL SERVICES, INC.

June 13, 2016

Justin Vickery
Environmental Planning Specialists, Inc.
1050 Crown Pointe Parkway
Atlanta GA 30338

TEL: (404) 315-9113
FAX: (404) 315-8509

RE: Rheem

Dear Justin Vickery: Order No: 1606462

Analytical Environmental Services, Inc. received 11 samples on 6/3/2016 6:13:00 PM for the analyses presented in following report.

No problems were encountered during the analyses. Additionally, all results for the associated Quality Control samples were within EPA and/or AES established limits. Any discrepancies associated with the analyses contained herein will be noted and submitted in the form of a project Case Narrative.
AES's accreditations are as follows:
-NELAC/Florida State Laboratory ID E87582 for analysis of Non-Potable Water, Solid & Chemical Materials, and Drinking Water Microbiology, effective 07/01/15-06/30/16.
-NELAC/Louisiana Agency Interest No. 100818 for or analysis of Non-Potable Water and Solid & Chemical Materials, effective 07/01/15-06/30/16.
-NELAC/Texas Certificate No. T104704509-16-6 for or analysis of Non-Potable Water and Solid & Chemical Materials, effective 03/01/16-02/28/17.
-AIHA-LAP, LLC Laboratory ID: 100671 for Industrial Hygiene samples (Organics, Inorganics), Environmental Lead (Paint, Soil, Dust Wipes, Air), and Environmental Microbiology (Fungal) Direct Examination, effective until 09/01/17.

CKKanhai

Chantelle Kanhai
Project Manager

ANALYTICAL ENVIRONMENTAL SERVICES, INC
3080 Presidential Drive, Atlanta GA 30340-3704
AES TEL.: (770) 457-8177 / TOLL-FREE (800) 972-4889 / FAX: (770) 457-8188

CHAIN OF CUSTODY

Work Order: 16006462

Date: 6-3-16 Page 1 of 1

COMPANY: EPS, Inc

ADDRESS: 1050 Crown Pointe Pkwy Ste 550 Atlanta Ga 30338

PHONE: 404 315 9113

FAX:

SAMPLED BY: Brian Goldman / Alex Testoff

SIGNATURE: [signature]

ANALYSIS REQUESTED: VOCs

PRESERVATION (See codes): A+X

Visit our website www.aesatlanta.com to check on the status of your results, place bottle orders, etc.

#	SAMPLE ID	SAMPLED DATE	SAMPLED TIME	Grab	Composite	Matrix (See codes)	VOCs (A+X)	REMARKS	No # of Containers
1	16155-MW-41A-P	6-3-16	1410	X		GW	X		2
2	16155-MW-41B-P	6-3-16	1420	X		GW	X		2
3	16155-MW-41C-P	6-3-16	1430	X		GW	X		2
4	16155-MW-41D-P	6-3-16	1440	X		GW	X		2
5	16155-MW-41E-P	6-3-16	1450	X		GW	X		2
6	16155-MW-42A-P	6-3-16	1500	X		GW	X		2
7	16155-MW-42B-P	6-3-16	1510	X		GW	X		2
8	16155-MW-42C-P	6-3-16	1520	X		GW	X		2
9	16155-MW-42D-P	6-3-16	1530	X		GW	X		2
10	16155-MW-42E-P	6-3-16	1540	X		GW	X		2
11	~~16155-MW-~~ 16155-Blank-P	6-3-16	1550	~~X~~		W	X		2
12									2
13									
14									

RELINQUISHED BY / DATE/TIME
1: Brian Goldman 6/3/16 6:13
2:
3:

RECEIVED BY / DATE/TIME
1: Dar Mosadi 6-03-16 6:13
2:
3:

SPECIAL INSTRUCTIONS/COMMENTS:

SHIPMENT METHOD
OUT / / VIA:
IN / / VIA:
CLIENT FedEx UPS MAIL COURIER
GREYHOUND OTHER

PROJECT INFORMATION
PROJECT NAME: Rheem
PROJECT #:
SITE ADDRESS:
SEND REPORT TO: jvickery@envplanning.com
INVOICE TO: awilliams@envplanning.com
(IF DIFFERENT FROM ABOVE)
QUOTE #: PO#:

RECEIPT
Total # of Containers 22

Turnaround Time Request
- (X) Standard 5 Business Days
- ( ) 2 Business Day Rush
- ( ) Next Business Day Rush
- ( ) Same Day Rush (auth req.)
- ( ) Other

STATE PROGRAM (if any):
E-mail? Y / N; Fax? Y / N
DATA PACKAGE: I II III IV

SAMPLES RECEIVED AFTER 3PM OR ON SATURDAY ARE CONSIDERED RECEIVED THE NEXT BUSINESS DAY. IF TURNAROUND TIME IS NOT INDICATED, AES WILL PROCEED WITH STANDARD TAT OF SAMPLES.
SAMPLES ARE DISPOSED 30 DAYS AFTER REPORT COMPLETION UNLESS OTHER ARRANGEMENTS ARE MADE.

MATRIX CODES: A = Air GW = Groundwater SE = Sediment SO = Soil SW = Surface Water W = Water (Blanks) DW = Drinking Water (Blanks) O = Other (specify) WW = Waste Water
PRESERVATIVE CODES: H+I = Hydrochloric acid + ice I = Ice only N = Nitric acid S+I = Sulfuric acid + ice S/M+I = Sodium Bisulfate/Methanol + ice O = Other (specify) NA = None

White Copy - Original; Yellow Copy - Client

Analytical Environmental Services, Inc

Date: 13-Jun-16

Client:	Environmental Planning Specialists, Inc.	**Client Sample ID:**	16155-MW-41A-P
Project Name:	Rheem	**Collection Date:**	6/3/2016 2:10:00 PM
Lab ID:	1606462-001	**Matrix:**	Groundwater

Analyses	Result	Reporting Limit	Qual	Units	BatchID	Dilution Factor	Date Analyzed	Analyst
TCL VOLATILE ORGANICS SW8260B				**(SW5030B)**				
1,1,1-Trichloroethane	BRL	5.0		ug/L	225075	1	06/09/2016 01:19	NP
1,1,2,2-Tetrachloroethane	BRL	5.0		ug/L	225075	1	06/09/2016 01:19	NP
1,1,2-Trichloroethane	BRL	5.0		ug/L	225075	1	06/09/2016 01:19	NP
1,1-Dichloroethane	BRL	5.0		ug/L	225075	1	06/09/2016 01:19	NP
1,1-Dichloroethene	BRL	5.0		ug/L	225075	1	06/09/2016 01:19	NP
1,2,4-Trichlorobenzene	BRL	5.0		ug/L	225075	1	06/09/2016 01:19	NP
1,2-Dibromo-3-chloropropane	BRL	5.0		ug/L	225075	1	06/09/2016 01:19	NP
1,2-Dibromoethane	BRL	5.0		ug/L	225075	1	06/09/2016 01:19	NP
1,2-Dichlorobenzene	BRL	5.0		ug/L	225075	1	06/09/2016 01:19	NP
1,2-Dichloroethane	BRL	5.0		ug/L	225075	1	06/09/2016 01:19	NP
1,2-Dichloropropane	BRL	5.0		ug/L	225075	1	06/09/2016 01:19	NP
1,3-Dichlorobenzene	BRL	5.0		ug/L	225075	1	06/09/2016 01:19	NP
1,4-Dichlorobenzene	BRL	5.0		ug/L	225075	1	06/09/2016 01:19	NP
2-Butanone	BRL	50		ug/L	225075	1	06/09/2016 01:19	NP
2-Hexanone	BRL	10		ug/L	225075	1	06/09/2016 01:19	NP
4-Methyl-2-pentanone	BRL	10		ug/L	225075	1	06/09/2016 01:19	NP
Acetone	BRL	50		ug/L	225075	1	06/09/2016 01:19	NP
Benzene	BRL	5.0		ug/L	225075	1	06/09/2016 01:19	NP
Bromodichloromethane	BRL	5.0		ug/L	225075	1	06/09/2016 01:19	NP
Bromoform	BRL	5.0		ug/L	225075	1	06/09/2016 01:19	NP
Bromomethane	BRL	5.0		ug/L	225075	1	06/09/2016 01:19	NP
Carbon disulfide	BRL	5.0		ug/L	225075	1	06/09/2016 01:19	NP
Carbon tetrachloride	BRL	5.0		ug/L	225075	1	06/09/2016 01:19	NP
Chlorobenzene	BRL	5.0		ug/L	225075	1	06/09/2016 01:19	NP
Chloroethane	BRL	10		ug/L	225075	1	06/09/2016 01:19	NP
Chloroform	BRL	5.0		ug/L	225075	1	06/09/2016 01:19	NP
Chloromethane	BRL	10		ug/L	225075	1	06/09/2016 01:19	NP
cis-1,2-Dichloroethene	BRL	5.0		ug/L	225075	1	06/09/2016 01:19	NP
cis-1,3-Dichloropropene	BRL	5.0		ug/L	225075	1	06/09/2016 01:19	NP
Cyclohexane	BRL	5.0		ug/L	225075	1	06/09/2016 01:19	NP
Dibromochloromethane	BRL	5.0		ug/L	225075	1	06/09/2016 01:19	NP
Dichlorodifluoromethane	BRL	10		ug/L	225075	1	06/09/2016 01:19	NP
Ethylbenzene	BRL	5.0		ug/L	225075	1	06/09/2016 01:19	NP
Freon-113	BRL	10		ug/L	225075	1	06/09/2016 01:19	NP
Isopropylbenzene	BRL	5.0		ug/L	225075	1	06/09/2016 01:19	NP
m,p-Xylene	BRL	5.0		ug/L	225075	1	06/09/2016 01:19	NP
Methyl acetate	BRL	5.0		ug/L	225075	1	06/09/2016 01:19	NP
Methyl tert-butyl ether	BRL	5.0		ug/L	225075	1	06/09/2016 01:19	NP
Methylcyclohexane	BRL	5.0		ug/L	225075	1	06/09/2016 01:19	NP
Methylene chloride	BRL	5.0		ug/L	225075	1	06/09/2016 01:19	NP
o-Xylene	BRL	5.0		ug/L	225075	1	06/09/2016 01:19	NP

Qualifiers:

*	Value exceeds maximum contaminant level	E	Estimated (value above quantitation range)
BRL	Below reporting limit	S	Spike Recovery outside limits due to matrix
H	Holding times for preparation or analysis exceeded	Narr	See case narrative
N	Analyte not NELAC certified	NC	Not confirmed
B	Analyte detected in the associated method blank	<	Less than Result value
>	Greater than Result value	J	Estimated value detected below Reporting Limit

Analytical Environmental Services, Inc

Date: 13-Jun-16

Client:	Environmental Planning Specialists, Inc.	**Client Sample ID:**	16155-MW-41A-P
Project Name:	Rheem	**Collection Date:**	6/3/2016 2:10:00 PM
Lab ID:	1606462-001	**Matrix:**	Groundwater

Analyses	Result	Reporting Limit	Qual	Units	BatchID	Dilution Factor	Date Analyzed	Analyst
TCL VOLATILE ORGANICS SW8260B				**(SW5030B)**				
Styrene	BRL	5.0		ug/L	225075	1	06/09/2016 01:19	NP
Tetrachloroethene	BRL	5.0		ug/L	225075	1	06/09/2016 01:19	NP
Toluene	BRL	5.0		ug/L	225075	1	06/09/2016 01:19	NP
trans-1,2-Dichloroethene	BRL	5.0		ug/L	225075	1	06/09/2016 01:19	NP
trans-1,3-Dichloropropene	BRL	5.0		ug/L	225075	1	06/09/2016 01:19	NP
Trichloroethene	BRL	5.0		ug/L	225075	1	06/09/2016 01:19	NP
Trichlorofluoromethane	BRL	5.0		ug/L	225075	1	06/09/2016 01:19	NP
Vinyl chloride	BRL	2.0		ug/L	225075	1	06/09/2016 01:19	NP
Surr: 4-Bromofluorobenzene	93.5	70.7-125		%REC	225075	1	06/09/2016 01:19	NP
Surr: Dibromofluoromethane	94.8	82.2-120		%REC	225075	1	06/09/2016 01:19	NP
Surr: Toluene-d8	99.8	81.8-120		%REC	225075	1	06/09/2016 01:19	NP

Qualifiers:

*	Value exceeds maximum contaminant level	E	Estimated (value above quantitation range)
BRL	Below reporting limit	S	Spike Recovery outside limits due to matrix
H	Holding times for preparation or analysis exceeded	Narr	See case narrative
N	Analyte not NELAC certified	NC	Not confirmed
B	Analyte detected in the associated method blank	<	Less than Result value
>	Greater than Result value	J	Estimated value detected below Reporting Limit

Analytical Environmental Services, Inc **Date:** 13-Jun-16

Client:	Environmental Planning Specialists, Inc.	**Client Sample ID:**	16155-MW-41B-P
Project Name:	Rheem	**Collection Date:**	6/3/2016 2:20:00 PM
Lab ID:	1606462-002	**Matrix:**	Groundwater

Analyses	Result	Reporting Limit	Qual	Units	BatchID	Dilution Factor	Date Analyzed	Analyst
TCL VOLATILE ORGANICS SW8260B				**(SW5030B)**				
1,1,1-Trichloroethane	BRL	5.0		ug/L	225075	1	06/09/2016 01:43	NP
1,1,2,2-Tetrachloroethane	BRL	5.0		ug/L	225075	1	06/09/2016 01:43	NP
1,1,2-Trichloroethane	BRL	5.0		ug/L	225075	1	06/09/2016 01:43	NP
1,1-Dichloroethane	BRL	5.0		ug/L	225075	1	06/09/2016 01:43	NP
1,1-Dichloroethene	BRL	5.0		ug/L	225075	1	06/09/2016 01:43	NP
1,2,4-Trichlorobenzene	BRL	5.0		ug/L	225075	1	06/09/2016 01:43	NP
1,2-Dibromo-3-chloropropane	BRL	5.0		ug/L	225075	1	06/09/2016 01:43	NP
1,2-Dibromoethane	BRL	5.0		ug/L	225075	1	06/09/2016 01:43	NP
1,2-Dichlorobenzene	BRL	5.0		ug/L	225075	1	06/09/2016 01:43	NP
1,2-Dichloroethane	BRL	5.0		ug/L	225075	1	06/09/2016 01:43	NP
1,2-Dichloropropane	BRL	5.0		ug/L	225075	1	06/09/2016 01:43	NP
1,3-Dichlorobenzene	BRL	5.0		ug/L	225075	1	06/09/2016 01:43	NP
1,4-Dichlorobenzene	BRL	5.0		ug/L	225075	1	06/09/2016 01:43	NP
2-Butanone	BRL	50		ug/L	225075	1	06/09/2016 01:43	NP
2-Hexanone	BRL	10		ug/L	225075	1	06/09/2016 01:43	NP
4-Methyl-2-pentanone	BRL	10		ug/L	225075	1	06/09/2016 01:43	NP
Acetone	BRL	50		ug/L	225075	1	06/09/2016 01:43	NP
Benzene	BRL	5.0		ug/L	225075	1	06/09/2016 01:43	NP
Bromodichloromethane	BRL	5.0		ug/L	225075	1	06/09/2016 01:43	NP
Bromoform	BRL	5.0		ug/L	225075	1	06/09/2016 01:43	NP
Bromomethane	BRL	5.0		ug/L	225075	1	06/09/2016 01:43	NP
Carbon disulfide	BRL	5.0		ug/L	225075	1	06/09/2016 01:43	NP
Carbon tetrachloride	BRL	5.0		ug/L	225075	1	06/09/2016 01:43	NP
Chlorobenzene	BRL	5.0		ug/L	225075	1	06/09/2016 01:43	NP
Chloroethane	BRL	10		ug/L	225075	1	06/09/2016 01:43	NP
Chloroform	BRL	5.0		ug/L	225075	1	06/09/2016 01:43	NP
Chloromethane	BRL	10		ug/L	225075	1	06/09/2016 01:43	NP
cis-1,2-Dichloroethene	BRL	5.0		ug/L	225075	1	06/09/2016 01:43	NP
cis-1,3-Dichloropropene	BRL	5.0		ug/L	225075	1	06/09/2016 01:43	NP
Cyclohexane	BRL	5.0		ug/L	225075	1	06/09/2016 01:43	NP
Dibromochloromethane	BRL	5.0		ug/L	225075	1	06/09/2016 01:43	NP
Dichlorodifluoromethane	BRL	10		ug/L	225075	1	06/09/2016 01:43	NP
Ethylbenzene	BRL	5.0		ug/L	225075	1	06/09/2016 01:43	NP
Freon-113	BRL	10		ug/L	225075	1	06/09/2016 01:43	NP
Isopropylbenzene	BRL	5.0		ug/L	225075	1	06/09/2016 01:43	NP
m,p-Xylene	BRL	5.0		ug/L	225075	1	06/09/2016 01:43	NP
Methyl acetate	BRL	5.0		ug/L	225075	1	06/09/2016 01:43	NP
Methyl tert-butyl ether	BRL	5.0		ug/L	225075	1	06/09/2016 01:43	NP
Methylcyclohexane	BRL	5.0		ug/L	225075	1	06/09/2016 01:43	NP
Methylene chloride	BRL	5.0		ug/L	225075	1	06/09/2016 01:43	NP
o-Xylene	BRL	5.0		ug/L	225075	1	06/09/2016 01:43	NP

Qualifiers:

*	Value exceeds maximum contaminant level	E	Estimated (value above quantitation range)
BRL	Below reporting limit	S	Spike Recovery outside limits due to matrix
H	Holding times for preparation or analysis exceeded	Narr	See case narrative
N	Analyte not NELAC certified	NC	Not confirmed
B	Analyte detected in the associated method blank	<	Less than Result value
>	Greater than Result value	J	Estimated value detected below Reporting Limit

Analytical Environmental Services, Inc

Date: 13-Jun-16

Client:	Environmental Planning Specialists, Inc.	**Client Sample ID:**	16155-MW-41B-P
Project Name:	Rheem	**Collection Date:**	6/3/2016 2:20:00 PM
Lab ID:	1606462-002	**Matrix:**	Groundwater

Analyses	Result	Reporting Limit	Qual	Units	BatchID	Dilution Factor	Date Analyzed	Analyst
TCL VOLATILE ORGANICS SW8260B				**(SW5030B)**				
Styrene	BRL	5.0		ug/L	225075	1	06/09/2016 01:43	NP
Tetrachloroethene	BRL	5.0		ug/L	225075	1	06/09/2016 01:43	NP
Toluene	BRL	5.0		ug/L	225075	1	06/09/2016 01:43	NP
trans-1,2-Dichloroethene	BRL	5.0		ug/L	225075	1	06/09/2016 01:43	NP
trans-1,3-Dichloropropene	BRL	5.0		ug/L	225075	1	06/09/2016 01:43	NP
Trichloroethene	BRL	5.0		ug/L	225075	1	06/09/2016 01:43	NP
Trichlorofluoromethane	BRL	5.0		ug/L	225075	1	06/09/2016 01:43	NP
Vinyl chloride	BRL	2.0		ug/L	225075	1	06/09/2016 01:43	NP
Surr: 4-Bromofluorobenzene	93	70.7-125		%REC	225075	1	06/09/2016 01:43	NP
Surr: Dibromofluoromethane	95.4	82.2-120		%REC	225075	1	06/09/2016 01:43	NP
Surr: Toluene-d8	97.2	81.8-120		%REC	225075	1	06/09/2016 01:43	NP

Qualifiers:

*	Value exceeds maximum contaminant level	E	Estimated (value above quantitation range)
BRL	Below reporting limit	S	Spike Recovery outside limits due to matrix
H	Holding times for preparation or analysis exceeded	Narr	See case narrative
N	Analyte not NELAC certified	NC	Not confirmed
B	Analyte detected in the associated method blank	<	Less than Result value
>	Greater than Result value	J	Estimated value detected below Reporting Limit

Analytical Environmental Services, Inc **Date:** 13-Jun-16

Client:	Environmental Planning Specialists, Inc.	**Client Sample ID:**	16155-MW-41C-P
Project Name:	Rheem	**Collection Date:**	6/3/2016 2:30:00 PM
Lab ID:	1606462-003	**Matrix:**	Groundwater

Analyses	Result	Reporting Limit	Qual	Units	BatchID	Dilution Factor	Date Analyzed	Analyst
TCL VOLATILE ORGANICS SW8260B				**(SW5030B)**				
1,1,1-Trichloroethane	BRL	5.0		ug/L	225075	1	06/09/2016 02:07	NP
1,1,2,2-Tetrachloroethane	BRL	5.0		ug/L	225075	1	06/09/2016 02:07	NP
1,1,2-Trichloroethane	BRL	5.0		ug/L	225075	1	06/09/2016 02:07	NP
1,1-Dichloroethane	BRL	5.0		ug/L	225075	1	06/09/2016 02:07	NP
1,1-Dichloroethene	BRL	5.0		ug/L	225075	1	06/09/2016 02:07	NP
1,2,4-Trichlorobenzene	BRL	5.0		ug/L	225075	1	06/09/2016 02:07	NP
1,2-Dibromo-3-chloropropane	BRL	5.0		ug/L	225075	1	06/09/2016 02:07	NP
1,2-Dibromoethane	BRL	5.0		ug/L	225075	1	06/09/2016 02:07	NP
1,2-Dichlorobenzene	BRL	5.0		ug/L	225075	1	06/09/2016 02:07	NP
1,2-Dichloroethane	BRL	5.0		ug/L	225075	1	06/09/2016 02:07	NP
1,2-Dichloropropane	BRL	5.0		ug/L	225075	1	06/09/2016 02:07	NP
1,3-Dichlorobenzene	BRL	5.0		ug/L	225075	1	06/09/2016 02:07	NP
1,4-Dichlorobenzene	BRL	5.0		ug/L	225075	1	06/09/2016 02:07	NP
2-Butanone	BRL	50		ug/L	225075	1	06/09/2016 02:07	NP
2-Hexanone	BRL	10		ug/L	225075	1	06/09/2016 02:07	NP
4-Methyl-2-pentanone	BRL	10		ug/L	225075	1	06/09/2016 02:07	NP
Acetone	BRL	50		ug/L	225075	1	06/09/2016 02:07	NP
Benzene	BRL	5.0		ug/L	225075	1	06/09/2016 02:07	NP
Bromodichloromethane	BRL	5.0		ug/L	225075	1	06/09/2016 02:07	NP
Bromoform	BRL	5.0		ug/L	225075	1	06/09/2016 02:07	NP
Bromomethane	BRL	5.0		ug/L	225075	1	06/09/2016 02:07	NP
Carbon disulfide	BRL	5.0		ug/L	225075	1	06/09/2016 02:07	NP
Carbon tetrachloride	BRL	5.0		ug/L	225075	1	06/09/2016 02:07	NP
Chlorobenzene	BRL	5.0		ug/L	225075	1	06/09/2016 02:07	NP
Chloroethane	BRL	10		ug/L	225075	1	06/09/2016 02:07	NP
Chloroform	BRL	5.0		ug/L	225075	1	06/09/2016 02:07	NP
Chloromethane	BRL	10		ug/L	225075	1	06/09/2016 02:07	NP
cis-1,2-Dichloroethene	BRL	5.0		ug/L	225075	1	06/09/2016 02:07	NP
cis-1,3-Dichloropropene	BRL	5.0		ug/L	225075	1	06/09/2016 02:07	NP
Cyclohexane	BRL	5.0		ug/L	225075	1	06/09/2016 02:07	NP
Dibromochloromethane	BRL	5.0		ug/L	225075	1	06/09/2016 02:07	NP
Dichlorodifluoromethane	BRL	10		ug/L	225075	1	06/09/2016 02:07	NP
Ethylbenzene	BRL	5.0		ug/L	225075	1	06/09/2016 02:07	NP
Freon-113	BRL	10		ug/L	225075	1	06/09/2016 02:07	NP
Isopropylbenzene	BRL	5.0		ug/L	225075	1	06/09/2016 02:07	NP
m,p-Xylene	BRL	5.0		ug/L	225075	1	06/09/2016 02:07	NP
Methyl acetate	BRL	5.0		ug/L	225075	1	06/09/2016 02:07	NP
Methyl tert-butyl ether	BRL	5.0		ug/L	225075	1	06/09/2016 02:07	NP
Methylcyclohexane	BRL	5.0		ug/L	225075	1	06/09/2016 02:07	NP
Methylene chloride	BRL	5.0		ug/L	225075	1	06/09/2016 02:07	NP
o-Xylene	BRL	5.0		ug/L	225075	1	06/09/2016 02:07	NP

Qualifiers:

*	Value exceeds maximum contaminant level	E	Estimated (value above quantitation range)
BRL	Below reporting limit	S	Spike Recovery outside limits due to matrix
H	Holding times for preparation or analysis exceeded	Narr	See case narrative
N	Analyte not NELAC certified	NC	Not confirmed
B	Analyte detected in the associated method blank	<	Less than Result value
>	Greater than Result value	J	Estimated value detected below Reporting Limit

Analytical Environmental Services, Inc

Date: 13-Jun-16

Client:	Environmental Planning Specialists, Inc.	**Client Sample ID:**	16155-MW-41C-P
Project Name:	Rheem	**Collection Date:**	6/3/2016 2:30:00 PM
Lab ID:	1606462-003	**Matrix:**	Groundwater

Analyses	Result	Reporting Limit	Qual	Units	BatchID	Dilution Factor	Date Analyzed	Analyst
TCL VOLATILE ORGANICS SW8260B				**(SW5030B)**				
Styrene	BRL	5.0		ug/L	225075	1	06/09/2016 02:07	NP
Tetrachloroethene	BRL	5.0		ug/L	225075	1	06/09/2016 02:07	NP
Toluene	BRL	5.0		ug/L	225075	1	06/09/2016 02:07	NP
trans-1,2-Dichloroethene	BRL	5.0		ug/L	225075	1	06/09/2016 02:07	NP
trans-1,3-Dichloropropene	BRL	5.0		ug/L	225075	1	06/09/2016 02:07	NP
Trichloroethene	5.6	5.0		ug/L	225075	1	06/09/2016 02:07	NP
Trichlorofluoromethane	BRL	5.0		ug/L	225075	1	06/09/2016 02:07	NP
Vinyl chloride	BRL	2.0		ug/L	225075	1	06/09/2016 02:07	NP
Surr: 4-Bromofluorobenzene	93.9	70.7-125		%REC	225075	1	06/09/2016 02:07	NP
Surr: Dibromofluoromethane	93.5	82.2-120		%REC	225075	1	06/09/2016 02:07	NP
Surr: Toluene-d8	98.5	81.8-120		%REC	225075	1	06/09/2016 02:07	NP

Qualifiers:

*	Value exceeds maximum contaminant level	E	Estimated (value above quantitation range)
BRL	Below reporting limit	S	Spike Recovery outside limits due to matrix
H	Holding times for preparation or analysis exceeded	Narr	See case narrative
N	Analyte not NELAC certified	NC	Not confirmed
B	Analyte detected in the associated method blank	<	Less than Result value
>	Greater than Result value	J	Estimated value detected below Reporting Limit

Analytical Environmental Services, Inc **Date:** 13-Jun-16

Client:	Environmental Planning Specialists, Inc.	**Client Sample ID:**	16155-MW-41D-P
Project Name:	Rheem	**Collection Date:**	6/3/2016 2:40:00 PM
Lab ID:	1606462-004	**Matrix:**	Groundwater

Analyses	Result	Reporting Limit	Qual	Units	BatchID	Dilution Factor	Date Analyzed	Analyst
TCL VOLATILE ORGANICS SW8260B				**(SW5030B)**				
1,1,1-Trichloroethane	BRL	5.0		ug/L	225075	1	06/09/2016 02:30	NP
1,1,2,2-Tetrachloroethane	BRL	5.0		ug/L	225075	1	06/09/2016 02:30	NP
1,1,2-Trichloroethane	BRL	5.0		ug/L	225075	1	06/09/2016 02:30	NP
1,1-Dichloroethane	BRL	5.0		ug/L	225075	1	06/09/2016 02:30	NP
1,1-Dichloroethene	BRL	5.0		ug/L	225075	1	06/09/2016 02:30	NP
1,2,4-Trichlorobenzene	BRL	5.0		ug/L	225075	1	06/09/2016 02:30	NP
1,2-Dibromo-3-chloropropane	BRL	5.0		ug/L	225075	1	06/09/2016 02:30	NP
1,2-Dibromoethane	BRL	5.0		ug/L	225075	1	06/09/2016 02:30	NP
1,2-Dichlorobenzene	BRL	5.0		ug/L	225075	1	06/09/2016 02:30	NP
1,2-Dichloroethane	BRL	5.0		ug/L	225075	1	06/09/2016 02:30	NP
1,2-Dichloropropane	BRL	5.0		ug/L	225075	1	06/09/2016 02:30	NP
1,3-Dichlorobenzene	BRL	5.0		ug/L	225075	1	06/09/2016 02:30	NP
1,4-Dichlorobenzene	BRL	5.0		ug/L	225075	1	06/09/2016 02:30	NP
2-Butanone	BRL	50		ug/L	225075	1	06/09/2016 02:30	NP
2-Hexanone	BRL	10		ug/L	225075	1	06/09/2016 02:30	NP
4-Methyl-2-pentanone	BRL	10		ug/L	225075	1	06/09/2016 02:30	NP
Acetone	BRL	50		ug/L	225075	1	06/09/2016 02:30	NP
Benzene	BRL	5.0		ug/L	225075	1	06/09/2016 02:30	NP
Bromodichloromethane	BRL	5.0		ug/L	225075	1	06/09/2016 02:30	NP
Bromoform	BRL	5.0		ug/L	225075	1	06/09/2016 02:30	NP
Bromomethane	BRL	5.0		ug/L	225075	1	06/09/2016 02:30	NP
Carbon disulfide	BRL	5.0		ug/L	225075	1	06/09/2016 02:30	NP
Carbon tetrachloride	BRL	5.0		ug/L	225075	1	06/09/2016 02:30	NP
Chlorobenzene	BRL	5.0		ug/L	225075	1	06/09/2016 02:30	NP
Chloroethane	BRL	10		ug/L	225075	1	06/09/2016 02:30	NP
Chloroform	BRL	5.0		ug/L	225075	1	06/09/2016 02:30	NP
Chloromethane	BRL	10		ug/L	225075	1	06/09/2016 02:30	NP
cis-1,2-Dichloroethene	29	5.0		ug/L	225075	1	06/09/2016 02:30	NP
cis-1,3-Dichloropropene	BRL	5.0		ug/L	225075	1	06/09/2016 02:30	NP
Cyclohexane	BRL	5.0		ug/L	225075	1	06/09/2016 02:30	NP
Dibromochloromethane	BRL	5.0		ug/L	225075	1	06/09/2016 02:30	NP
Dichlorodifluoromethane	BRL	10		ug/L	225075	1	06/09/2016 02:30	NP
Ethylbenzene	BRL	5.0		ug/L	225075	1	06/09/2016 02:30	NP
Freon-113	BRL	10		ug/L	225075	1	06/09/2016 02:30	NP
Isopropylbenzene	BRL	5.0		ug/L	225075	1	06/09/2016 02:30	NP
m,p-Xylene	BRL	5.0		ug/L	225075	1	06/09/2016 02:30	NP
Methyl acetate	BRL	5.0		ug/L	225075	1	06/09/2016 02:30	NP
Methyl tert-butyl ether	BRL	5.0		ug/L	225075	1	06/09/2016 02:30	NP
Methylcyclohexane	BRL	5.0		ug/L	225075	1	06/09/2016 02:30	NP
Methylene chloride	BRL	5.0		ug/L	225075	1	06/09/2016 02:30	NP
o-Xylene	BRL	5.0		ug/L	225075	1	06/09/2016 02:30	NP

Qualifiers:

*	Value exceeds maximum contaminant level	E	Estimated (value above quantitation range)
BRL	Below reporting limit	S	Spike Recovery outside limits due to matrix
H	Holding times for preparation or analysis exceeded	Narr	See case narrative
N	Analyte not NELAC certified	NC	Not confirmed
B	Analyte detected in the associated method blank	<	Less than Result value
>	Greater than Result value	J	Estimated value detected below Reporting Limit

Analytical Environmental Services, Inc **Date:** 13-Jun-16

Client:	Environmental Planning Specialists, Inc.	**Client Sample ID:**	16155-MW-41D-P
Project Name:	Rheem	**Collection Date:**	6/3/2016 2:40:00 PM
Lab ID:	1606462-004	**Matrix:**	Groundwater

Analyses	Result	Reporting Limit	Qual	Units	BatchID	Dilution Factor	Date Analyzed	Analyst
TCL VOLATILE ORGANICS SW8260B				**(SW5030B)**				
Styrene	BRL	5.0		ug/L	225075	1	06/09/2016 02:30	NP
Tetrachloroethene	BRL	5.0		ug/L	225075	1	06/09/2016 02:30	NP
Toluene	BRL	5.0		ug/L	225075	1	06/09/2016 02:30	NP
trans-1,2-Dichloroethene	BRL	5.0		ug/L	225075	1	06/09/2016 02:30	NP
trans-1,3-Dichloropropene	BRL	5.0		ug/L	225075	1	06/09/2016 02:30	NP
Trichloroethene	150	5.0		ug/L	225075	1	06/09/2016 02:30	NP
Trichlorofluoromethane	BRL	5.0		ug/L	225075	1	06/09/2016 02:30	NP
Vinyl chloride	BRL	2.0		ug/L	225075	1	06/09/2016 02:30	NP
Surr: 4-Bromofluorobenzene	94.2	70.7-125		%REC	225075	1	06/09/2016 02:30	NP
Surr: Dibromofluoromethane	93.3	82.2-120		%REC	225075	1	06/09/2016 02:30	NP
Surr: Toluene-d8	97.5	81.8-120		%REC	225075	1	06/09/2016 02:30	NP

Qualifiers:

*	Value exceeds maximum contaminant level	E	Estimated (value above quantitation range)
BRL	Below reporting limit	S	Spike Recovery outside limits due to matrix
H	Holding times for preparation or analysis exceeded	Narr	See case narrative
N	Analyte not NELAC certified	NC	Not confirmed
B	Analyte detected in the associated method blank	<	Less than Result value
>	Greater than Result value	J	Estimated value detected below Reporting Limit

Analytical Environmental Services, Inc **Date:** 13-Jun-16

Client:	Environmental Planning Specialists, Inc.	**Client Sample ID:**	16155-MW-41E-P
Project Name:	Rheem	**Collection Date:**	6/3/2016 2:50:00 PM
Lab ID:	1606462-005	**Matrix:**	Groundwater

Analyses	Result	Reporting Limit	Qual	Units	BatchID	Dilution Factor	Date Analyzed	Analyst
TCL VOLATILE ORGANICS SW8260B				**(SW5030B)**				
1,1,1-Trichloroethane	BRL	5.0		ug/L	225075	1	06/09/2016 02:54	NP
1,1,2,2-Tetrachloroethane	BRL	5.0		ug/L	225075	1	06/09/2016 02:54	NP
1,1,2-Trichloroethane	BRL	5.0		ug/L	225075	1	06/09/2016 02:54	NP
1,1-Dichloroethane	BRL	5.0		ug/L	225075	1	06/09/2016 02:54	NP
1,1-Dichloroethene	BRL	5.0		ug/L	225075	1	06/09/2016 02:54	NP
1,2,4-Trichlorobenzene	BRL	5.0		ug/L	225075	1	06/09/2016 02:54	NP
1,2-Dibromo-3-chloropropane	BRL	5.0		ug/L	225075	1	06/09/2016 02:54	NP
1,2-Dibromoethane	BRL	5.0		ug/L	225075	1	06/09/2016 02:54	NP
1,2-Dichlorobenzene	BRL	5.0		ug/L	225075	1	06/09/2016 02:54	NP
1,2-Dichloroethane	BRL	5.0		ug/L	225075	1	06/09/2016 02:54	NP
1,2-Dichloropropane	BRL	5.0		ug/L	225075	1	06/09/2016 02:54	NP
1,3-Dichlorobenzene	BRL	5.0		ug/L	225075	1	06/09/2016 02:54	NP
1,4-Dichlorobenzene	BRL	5.0		ug/L	225075	1	06/09/2016 02:54	NP
2-Butanone	BRL	50		ug/L	225075	1	06/09/2016 02:54	NP
2-Hexanone	BRL	10		ug/L	225075	1	06/09/2016 02:54	NP
4-Methyl-2-pentanone	BRL	10		ug/L	225075	1	06/09/2016 02:54	NP
Acetone	BRL	50		ug/L	225075	1	06/09/2016 02:54	NP
Benzene	BRL	5.0		ug/L	225075	1	06/09/2016 02:54	NP
Bromodichloromethane	BRL	5.0		ug/L	225075	1	06/09/2016 02:54	NP
Bromoform	BRL	5.0		ug/L	225075	1	06/09/2016 02:54	NP
Bromomethane	BRL	5.0		ug/L	225075	1	06/09/2016 02:54	NP
Carbon disulfide	BRL	5.0		ug/L	225075	1	06/09/2016 02:54	NP
Carbon tetrachloride	BRL	5.0		ug/L	225075	1	06/09/2016 02:54	NP
Chlorobenzene	BRL	5.0		ug/L	225075	1	06/09/2016 02:54	NP
Chloroethane	BRL	10		ug/L	225075	1	06/09/2016 02:54	NP
Chloroform	BRL	5.0		ug/L	225075	1	06/09/2016 02:54	NP
Chloromethane	BRL	10		ug/L	225075	1	06/09/2016 02:54	NP
cis-1,2-Dichloroethene	8.9	5.0		ug/L	225075	1	06/09/2016 02:54	NP
cis-1,3-Dichloropropene	BRL	5.0		ug/L	225075	1	06/09/2016 02:54	NP
Cyclohexane	BRL	5.0		ug/L	225075	1	06/09/2016 02:54	NP
Dibromochloromethane	BRL	5.0		ug/L	225075	1	06/09/2016 02:54	NP
Dichlorodifluoromethane	BRL	10		ug/L	225075	1	06/09/2016 02:54	NP
Ethylbenzene	BRL	5.0		ug/L	225075	1	06/09/2016 02:54	NP
Freon-113	BRL	10		ug/L	225075	1	06/09/2016 02:54	NP
Isopropylbenzene	BRL	5.0		ug/L	225075	1	06/09/2016 02:54	NP
m,p-Xylene	BRL	5.0		ug/L	225075	1	06/09/2016 02:54	NP
Methyl acetate	BRL	5.0		ug/L	225075	1	06/09/2016 02:54	NP
Methyl tert-butyl ether	BRL	5.0		ug/L	225075	1	06/09/2016 02:54	NP
Methylcyclohexane	BRL	5.0		ug/L	225075	1	06/09/2016 02:54	NP
Methylene chloride	BRL	5.0		ug/L	225075	1	06/09/2016 02:54	NP
o-Xylene	BRL	5.0		ug/L	225075	1	06/09/2016 02:54	NP

Qualifiers:

*	Value exceeds maximum contaminant level	E	Estimated (value above quantitation range)
BRL	Below reporting limit	S	Spike Recovery outside limits due to matrix
H	Holding times for preparation or analysis exceeded	Narr	See case narrative
N	Analyte not NELAC certified	NC	Not confirmed
B	Analyte detected in the associated method blank	<	Less than Result value
>	Greater than Result value	J	Estimated value detected below Reporting Limit

Analytical Environmental Services, Inc

Date: 13-Jun-16

Client:	Environmental Planning Specialists, Inc.	**Client Sample ID:**	16155-MW-41E-P
Project Name:	Rheem	**Collection Date:**	6/3/2016 2:50:00 PM
Lab ID:	1606462-005	**Matrix:**	Groundwater

Analyses	Result	Reporting Limit	Qual	Units	BatchID	Dilution Factor	Date Analyzed	Analyst
TCL VOLATILE ORGANICS SW8260B				**(SW5030B)**				
Styrene	BRL	5.0		ug/L	225075	1	06/09/2016 02:54	NP
Tetrachloroethene	BRL	5.0		ug/L	225075	1	06/09/2016 02:54	NP
Toluene	BRL	5.0		ug/L	225075	1	06/09/2016 02:54	NP
trans-1,2-Dichloroethene	BRL	5.0		ug/L	225075	1	06/09/2016 02:54	NP
trans-1,3-Dichloropropene	BRL	5.0		ug/L	225075	1	06/09/2016 02:54	NP
Trichloroethene	BRL	5.0		ug/L	225075	1	06/09/2016 02:54	NP
Trichlorofluoromethane	BRL	5.0		ug/L	225075	1	06/09/2016 02:54	NP
Vinyl chloride	BRL	2.0		ug/L	225075	1	06/09/2016 02:54	NP
Surr: 4-Bromofluorobenzene	94	70.7-125		%REC	225075	1	06/09/2016 02:54	NP
Surr: Dibromofluoromethane	97.3	82.2-120		%REC	225075	1	06/09/2016 02:54	NP
Surr: Toluene-d8	97.9	81.8-120		%REC	225075	1	06/09/2016 02:54	NP

Qualifiers:

*	Value exceeds maximum contaminant level	E	Estimated (value above quantitation range)
BRL	Below reporting limit	S	Spike Recovery outside limits due to matrix
H	Holding times for preparation or analysis exceeded	Narr	See case narrative
N	Analyte not NELAC certified	NC	Not confirmed
B	Analyte detected in the associated method blank	<	Less than Result value
>	Greater than Result value	J	Estimated value detected below Reporting Limit

Analytical Environmental Services, Inc **Date:** 13-Jun-16

Client:	Environmental Planning Specialists, Inc.	**Client Sample ID:**	16155-MW-42A-P
Project Name:	Rheem	**Collection Date:**	6/3/2016 3:00:00 PM
Lab ID:	1606462-006	**Matrix:**	Groundwater

Analyses	Result	Reporting Limit	Qual	Units	BatchID	Dilution Factor	Date Analyzed	Analyst
TCL VOLATILE ORGANICS SW8260B				**(SW5030B)**				
1,1,1-Trichloroethane	BRL	5.0		ug/L	225075	1	06/09/2016 03:17	NP
1,1,2,2-Tetrachloroethane	BRL	5.0		ug/L	225075	1	06/09/2016 03:17	NP
1,1,2-Trichloroethane	BRL	5.0		ug/L	225075	1	06/09/2016 03:17	NP
1,1-Dichloroethane	BRL	5.0		ug/L	225075	1	06/09/2016 03:17	NP
1,1-Dichloroethene	BRL	5.0		ug/L	225075	1	06/09/2016 03:17	NP
1,2,4-Trichlorobenzene	BRL	5.0		ug/L	225075	1	06/09/2016 03:17	NP
1,2-Dibromo-3-chloropropane	BRL	5.0		ug/L	225075	1	06/09/2016 03:17	NP
1,2-Dibromoethane	BRL	5.0		ug/L	225075	1	06/09/2016 03:17	NP
1,2-Dichlorobenzene	BRL	5.0		ug/L	225075	1	06/09/2016 03:17	NP
1,2-Dichloroethane	BRL	5.0		ug/L	225075	1	06/09/2016 03:17	NP
1,2-Dichloropropane	BRL	5.0		ug/L	225075	1	06/09/2016 03:17	NP
1,3-Dichlorobenzene	BRL	5.0		ug/L	225075	1	06/09/2016 03:17	NP
1,4-Dichlorobenzene	BRL	5.0		ug/L	225075	1	06/09/2016 03:17	NP
2-Butanone	BRL	50		ug/L	225075	1	06/09/2016 03:17	NP
2-Hexanone	BRL	10		ug/L	225075	1	06/09/2016 03:17	NP
4-Methyl-2-pentanone	BRL	10		ug/L	225075	1	06/09/2016 03:17	NP
Acetone	BRL	50		ug/L	225075	1	06/09/2016 03:17	NP
Benzene	BRL	5.0		ug/L	225075	1	06/09/2016 03:17	NP
Bromodichloromethane	BRL	5.0		ug/L	225075	1	06/09/2016 03:17	NP
Bromoform	BRL	5.0		ug/L	225075	1	06/09/2016 03:17	NP
Bromomethane	BRL	5.0		ug/L	225075	1	06/09/2016 03:17	NP
Carbon disulfide	BRL	5.0		ug/L	225075	1	06/09/2016 03:17	NP
Carbon tetrachloride	BRL	5.0		ug/L	225075	1	06/09/2016 03:17	NP
Chlorobenzene	BRL	5.0		ug/L	225075	1	06/09/2016 03:17	NP
Chloroethane	BRL	10		ug/L	225075	1	06/09/2016 03:17	NP
Chloroform	BRL	5.0		ug/L	225075	1	06/09/2016 03:17	NP
Chloromethane	BRL	10		ug/L	225075	1	06/09/2016 03:17	NP
cis-1,2-Dichloroethene	BRL	5.0		ug/L	225075	1	06/09/2016 03:17	NP
cis-1,3-Dichloropropene	BRL	5.0		ug/L	225075	1	06/09/2016 03:17	NP
Cyclohexane	BRL	5.0		ug/L	225075	1	06/09/2016 03:17	NP
Dibromochloromethane	BRL	5.0		ug/L	225075	1	06/09/2016 03:17	NP
Dichlorodifluoromethane	BRL	10		ug/L	225075	1	06/09/2016 03:17	NP
Ethylbenzene	BRL	5.0		ug/L	225075	1	06/09/2016 03:17	NP
Freon-113	BRL	10		ug/L	225075	1	06/09/2016 03:17	NP
Isopropylbenzene	BRL	5.0		ug/L	225075	1	06/09/2016 03:17	NP
m,p-Xylene	BRL	5.0		ug/L	225075	1	06/09/2016 03:17	NP
Methyl acetate	BRL	5.0		ug/L	225075	1	06/09/2016 03:17	NP
Methyl tert-butyl ether	BRL	5.0		ug/L	225075	1	06/09/2016 03:17	NP
Methylcyclohexane	BRL	5.0		ug/L	225075	1	06/09/2016 03:17	NP
Methylene chloride	BRL	5.0		ug/L	225075	1	06/09/2016 03:17	NP
o-Xylene	BRL	5.0		ug/L	225075	1	06/09/2016 03:17	NP

Qualifiers:

*	Value exceeds maximum contaminant level	E	Estimated (value above quantitation range)
BRL	Below reporting limit	S	Spike Recovery outside limits due to matrix
H	Holding times for preparation or analysis exceeded	Narr	See case narrative
N	Analyte not NELAC certified	NC	Not confirmed
B	Analyte detected in the associated method blank	<	Less than Result value
>	Greater than Result value	J	Estimated value detected below Reporting Limit

Analytical Environmental Services, Inc **Date:** 13-Jun-16

Client:	Environmental Planning Specialists, Inc.	**Client Sample ID:**	16155-MW-42A-P
Project Name:	Rheem	**Collection Date:**	6/3/2016 3:00:00 PM
Lab ID:	1606462-006	**Matrix:**	Groundwater

Analyses	Result	Reporting Limit	Qual	Units	BatchID	Dilution Factor	Date Analyzed	Analyst
TCL VOLATILE ORGANICS SW8260B				**(SW5030B)**				
Styrene	BRL	5.0		ug/L	225075	1	06/09/2016 03:17	NP
Tetrachloroethene	BRL	5.0		ug/L	225075	1	06/09/2016 03:17	NP
Toluene	BRL	5.0		ug/L	225075	1	06/09/2016 03:17	NP
trans-1,2-Dichloroethene	BRL	5.0		ug/L	225075	1	06/09/2016 03:17	NP
trans-1,3-Dichloropropene	BRL	5.0		ug/L	225075	1	06/09/2016 03:17	NP
Trichloroethene	BRL	5.0		ug/L	225075	1	06/09/2016 03:17	NP
Trichlorofluoromethane	BRL	5.0		ug/L	225075	1	06/09/2016 03:17	NP
Vinyl chloride	BRL	2.0		ug/L	225075	1	06/09/2016 03:17	NP
Surr: 4-Bromofluorobenzene	94.6	70.7-125		%REC	225075	1	06/09/2016 03:17	NP
Surr: Dibromofluoromethane	96.4	82.2-120		%REC	225075	1	06/09/2016 03:17	NP
Surr: Toluene-d8	97.5	81.8-120		%REC	225075	1	06/09/2016 03:17	NP

Qualifiers:

*	Value exceeds maximum contaminant level	E	Estimated (value above quantitation range)
BRL	Below reporting limit	S	Spike Recovery outside limits due to matrix
H	Holding times for preparation or analysis exceeded	Narr	See case narrative
N	Analyte not NELAC certified	NC	Not confirmed
B	Analyte detected in the associated method blank	<	Less than Result value
>	Greater than Result value	J	Estimated value detected below Reporting Limit

Analytical Environmental Services, Inc **Date:** 13-Jun-16

Client:	Environmental Planning Specialists, Inc.	**Client Sample ID:**	16155-MW-42B-P
Project Name:	Rheem	**Collection Date:**	6/3/2016 3:10:00 PM
Lab ID:	1606462-007	**Matrix:**	Groundwater

Analyses	Result	Reporting Limit	Qual	Units	BatchID	Dilution Factor	Date Analyzed	Analyst
TCL VOLATILE ORGANICS SW8260B				**(SW5030B)**				
1,1,1-Trichloroethane	BRL	5.0		ug/L	225075	1	06/09/2016 03:42	NP
1,1,2,2-Tetrachloroethane	BRL	5.0		ug/L	225075	1	06/09/2016 03:42	NP
1,1,2-Trichloroethane	BRL	5.0		ug/L	225075	1	06/09/2016 03:42	NP
1,1-Dichloroethane	BRL	5.0		ug/L	225075	1	06/09/2016 03:42	NP
1,1-Dichloroethene	BRL	5.0		ug/L	225075	1	06/09/2016 03:42	NP
1,2,4-Trichlorobenzene	BRL	5.0		ug/L	225075	1	06/09/2016 03:42	NP
1,2-Dibromo-3-chloropropane	BRL	5.0		ug/L	225075	1	06/09/2016 03:42	NP
1,2-Dibromoethane	BRL	5.0		ug/L	225075	1	06/09/2016 03:42	NP
1,2-Dichlorobenzene	BRL	5.0		ug/L	225075	1	06/09/2016 03:42	NP
1,2-Dichloroethane	BRL	5.0		ug/L	225075	1	06/09/2016 03:42	NP
1,2-Dichloropropane	BRL	5.0		ug/L	225075	1	06/09/2016 03:42	NP
1,3-Dichlorobenzene	BRL	5.0		ug/L	225075	1	06/09/2016 03:42	NP
1,4-Dichlorobenzene	BRL	5.0		ug/L	225075	1	06/09/2016 03:42	NP
2-Butanone	BRL	50		ug/L	225075	1	06/09/2016 03:42	NP
2-Hexanone	BRL	10		ug/L	225075	1	06/09/2016 03:42	NP
4-Methyl-2-pentanone	BRL	10		ug/L	225075	1	06/09/2016 03:42	NP
Acetone	BRL	50		ug/L	225075	1	06/09/2016 03:42	NP
Benzene	BRL	5.0		ug/L	225075	1	06/09/2016 03:42	NP
Bromodichloromethane	BRL	5.0		ug/L	225075	1	06/09/2016 03:42	NP
Bromoform	BRL	5.0		ug/L	225075	1	06/09/2016 03:42	NP
Bromomethane	BRL	5.0		ug/L	225075	1	06/09/2016 03:42	NP
Carbon disulfide	BRL	5.0		ug/L	225075	1	06/09/2016 03:42	NP
Carbon tetrachloride	BRL	5.0		ug/L	225075	1	06/09/2016 03:42	NP
Chlorobenzene	BRL	5.0		ug/L	225075	1	06/09/2016 03:42	NP
Chloroethane	BRL	10		ug/L	225075	1	06/09/2016 03:42	NP
Chloroform	BRL	5.0		ug/L	225075	1	06/09/2016 03:42	NP
Chloromethane	BRL	10		ug/L	225075	1	06/09/2016 03:42	NP
cis-1,2-Dichloroethene	BRL	5.0		ug/L	225075	1	06/09/2016 03:42	NP
cis-1,3-Dichloropropene	BRL	5.0		ug/L	225075	1	06/09/2016 03:42	NP
Cyclohexane	BRL	5.0		ug/L	225075	1	06/09/2016 03:42	NP
Dibromochloromethane	BRL	5.0		ug/L	225075	1	06/09/2016 03:42	NP
Dichlorodifluoromethane	BRL	10		ug/L	225075	1	06/09/2016 03:42	NP
Ethylbenzene	BRL	5.0		ug/L	225075	1	06/09/2016 03:42	NP
Freon-113	BRL	10		ug/L	225075	1	06/09/2016 03:42	NP
Isopropylbenzene	BRL	5.0		ug/L	225075	1	06/09/2016 03:42	NP
m,p-Xylene	BRL	5.0		ug/L	225075	1	06/09/2016 03:42	NP
Methyl acetate	BRL	5.0		ug/L	225075	1	06/09/2016 03:42	NP
Methyl tert-butyl ether	BRL	5.0		ug/L	225075	1	06/09/2016 03:42	NP
Methylcyclohexane	BRL	5.0		ug/L	225075	1	06/09/2016 03:42	NP
Methylene chloride	BRL	5.0		ug/L	225075	1	06/09/2016 03:42	NP
o-Xylene	BRL	5.0		ug/L	225075	1	06/09/2016 03:42	NP

Qualifiers:

*	Value exceeds maximum contaminant level	E	Estimated (value above quantitation range)
BRL	Below reporting limit	S	Spike Recovery outside limits due to matrix
H	Holding times for preparation or analysis exceeded	Narr	See case narrative
N	Analyte not NELAC certified	NC	Not confirmed
B	Analyte detected in the associated method blank	<	Less than Result value
>	Greater than Result value	J	Estimated value detected below Reporting Limit

Analytical Environmental Services, Inc

Date: 13-Jun-16

Client:	Environmental Planning Specialists, Inc.	**Client Sample ID:**	16155-MW-42B-P
Project Name:	Rheem	**Collection Date:**	6/3/2016 3:10:00 PM
Lab ID:	1606462-007	**Matrix:**	Groundwater

Analyses	Result	Reporting Limit	Qual	Units	BatchID	Dilution Factor	Date Analyzed	Analyst
TCL VOLATILE ORGANICS SW8260B				**(SW5030B)**				
Styrene	BRL	5.0		ug/L	225075	1	06/09/2016 03:42	NP
Tetrachloroethene	BRL	5.0		ug/L	225075	1	06/09/2016 03:42	NP
Toluene	BRL	5.0		ug/L	225075	1	06/09/2016 03:42	NP
trans-1,2-Dichloroethene	BRL	5.0		ug/L	225075	1	06/09/2016 03:42	NP
trans-1,3-Dichloropropene	BRL	5.0		ug/L	225075	1	06/09/2016 03:42	NP
Trichloroethene	BRL	5.0		ug/L	225075	1	06/09/2016 03:42	NP
Trichlorofluoromethane	BRL	5.0		ug/L	225075	1	06/09/2016 03:42	NP
Vinyl chloride	BRL	2.0		ug/L	225075	1	06/09/2016 03:42	NP
Surr: 4-Bromofluorobenzene	94.8	70.7-125		%REC	225075	1	06/09/2016 03:42	NP
Surr: Dibromofluoromethane	96.4	82.2-120		%REC	225075	1	06/09/2016 03:42	NP
Surr: Toluene-d8	98.9	81.8-120		%REC	225075	1	06/09/2016 03:42	NP

Qualifiers:

*	Value exceeds maximum contaminant level	E	Estimated (value above quantitation range)
BRL	Below reporting limit	S	Spike Recovery outside limits due to matrix
H	Holding times for preparation or analysis exceeded	Narr	See case narrative
N	Analyte not NELAC certified	NC	Not confirmed
B	Analyte detected in the associated method blank	<	Less than Result value
>	Greater than Result value	J	Estimated value detected below Reporting Limit

Analytical Environmental Services, Inc **Date:** 13-Jun-16

Client:	Environmental Planning Specialists, Inc.	**Client Sample ID:**	16155-MW-42C-P
Project Name:	Rheem	**Collection Date:**	6/3/2016 3:20:00 PM
Lab ID:	1606462-008	**Matrix:**	Groundwater

Analyses	Result	Reporting Limit	Qual	Units	BatchID	Dilution Factor	Date Analyzed	Analyst
TCL VOLATILE ORGANICS SW8260B					**(SW5030B)**			
1,1,1-Trichloroethane	BRL	5.0		ug/L	225075	1	06/09/2016 04:06	NP
1,1,2,2-Tetrachloroethane	BRL	5.0		ug/L	225075	1	06/09/2016 04:06	NP
1,1,2-Trichloroethane	BRL	5.0		ug/L	225075	1	06/09/2016 04:06	NP
1,1-Dichloroethane	BRL	5.0		ug/L	225075	1	06/09/2016 04:06	NP
1,1-Dichloroethene	BRL	5.0		ug/L	225075	1	06/09/2016 04:06	NP
1,2,4-Trichlorobenzene	BRL	5.0		ug/L	225075	1	06/09/2016 04:06	NP
1,2-Dibromo-3-chloropropane	BRL	5.0		ug/L	225075	1	06/09/2016 04:06	NP
1,2-Dibromoethane	BRL	5.0		ug/L	225075	1	06/09/2016 04:06	NP
1,2-Dichlorobenzene	BRL	5.0		ug/L	225075	1	06/09/2016 04:06	NP
1,2-Dichloroethane	BRL	5.0		ug/L	225075	1	06/09/2016 04:06	NP
1,2-Dichloropropane	BRL	5.0		ug/L	225075	1	06/09/2016 04:06	NP
1,3-Dichlorobenzene	BRL	5.0		ug/L	225075	1	06/09/2016 04:06	NP
1,4-Dichlorobenzene	BRL	5.0		ug/L	225075	1	06/09/2016 04:06	NP
2-Butanone	BRL	50		ug/L	225075	1	06/09/2016 04:06	NP
2-Hexanone	BRL	10		ug/L	225075	1	06/09/2016 04:06	NP
4-Methyl-2-pentanone	BRL	10		ug/L	225075	1	06/09/2016 04:06	NP
Acetone	BRL	50		ug/L	225075	1	06/09/2016 04:06	NP
Benzene	BRL	5.0		ug/L	225075	1	06/09/2016 04:06	NP
Bromodichloromethane	BRL	5.0		ug/L	225075	1	06/09/2016 04:06	NP
Bromoform	BRL	5.0		ug/L	225075	1	06/09/2016 04:06	NP
Bromomethane	BRL	5.0		ug/L	225075	1	06/09/2016 04:06	NP
Carbon disulfide	BRL	5.0		ug/L	225075	1	06/09/2016 04:06	NP
Carbon tetrachloride	BRL	5.0		ug/L	225075	1	06/09/2016 04:06	NP
Chlorobenzene	BRL	5.0		ug/L	225075	1	06/09/2016 04:06	NP
Chloroethane	BRL	10		ug/L	225075	1	06/09/2016 04:06	NP
Chloroform	BRL	5.0		ug/L	225075	1	06/09/2016 04:06	NP
Chloromethane	BRL	10		ug/L	225075	1	06/09/2016 04:06	NP
cis-1,2-Dichloroethene	BRL	5.0		ug/L	225075	1	06/09/2016 04:06	NP
cis-1,3-Dichloropropene	BRL	5.0		ug/L	225075	1	06/09/2016 04:06	NP
Cyclohexane	BRL	5.0		ug/L	225075	1	06/09/2016 04:06	NP
Dibromochloromethane	BRL	5.0		ug/L	225075	1	06/09/2016 04:06	NP
Dichlorodifluoromethane	BRL	10		ug/L	225075	1	06/09/2016 04:06	NP
Ethylbenzene	BRL	5.0		ug/L	225075	1	06/09/2016 04:06	NP
Freon-113	BRL	10		ug/L	225075	1	06/09/2016 04:06	NP
Isopropylbenzene	BRL	5.0		ug/L	225075	1	06/09/2016 04:06	NP
m,p-Xylene	BRL	5.0		ug/L	225075	1	06/09/2016 04:06	NP
Methyl acetate	BRL	5.0		ug/L	225075	1	06/09/2016 04:06	NP
Methyl tert-butyl ether	BRL	5.0		ug/L	225075	1	06/09/2016 04:06	NP
Methylcyclohexane	BRL	5.0		ug/L	225075	1	06/09/2016 04:06	NP
Methylene chloride	BRL	5.0		ug/L	225075	1	06/09/2016 04:06	NP
o-Xylene	BRL	5.0		ug/L	225075	1	06/09/2016 04:06	NP

Qualifiers:

*	Value exceeds maximum contaminant level	E	Estimated (value above quantitation range)
BRL	Below reporting limit	S	Spike Recovery outside limits due to matrix
H	Holding times for preparation or analysis exceeded	Narr	See case narrative
N	Analyte not NELAC certified	NC	Not confirmed
B	Analyte detected in the associated method blank	<	Less than Result value
>	Greater than Result value	J	Estimated value detected below Reporting Limit

Analytical Environmental Services, Inc

Date: 13-Jun-16

Client:	Environmental Planning Specialists, Inc.	**Client Sample ID:**	16155-MW-42C-P
Project Name:	Rheem	**Collection Date:**	6/3/2016 3:20:00 PM
Lab ID:	1606462-008	**Matrix:**	Groundwater

Analyses	Result	Reporting Limit	Qual	Units	BatchID	Dilution Factor	Date Analyzed	Analyst
TCL VOLATILE ORGANICS SW8260B				**(SW5030B)**				
Styrene	BRL	5.0		ug/L	225075	1	06/09/2016 04:06	NP
Tetrachloroethene	BRL	5.0		ug/L	225075	1	06/09/2016 04:06	NP
Toluene	BRL	5.0		ug/L	225075	1	06/09/2016 04:06	NP
trans-1,2-Dichloroethene	BRL	5.0		ug/L	225075	1	06/09/2016 04:06	NP
trans-1,3-Dichloropropene	BRL	5.0		ug/L	225075	1	06/09/2016 04:06	NP
Trichloroethene	6.3	5.0		ug/L	225075	1	06/09/2016 04:06	NP
Trichlorofluoromethane	BRL	5.0		ug/L	225075	1	06/09/2016 04:06	NP
Vinyl chloride	BRL	2.0		ug/L	225075	1	06/09/2016 04:06	NP
Surr: 4-Bromofluorobenzene	92.8	70.7-125		%REC	225075	1	06/09/2016 04:06	NP
Surr: Dibromofluoromethane	96	82.2-120		%REC	225075	1	06/09/2016 04:06	NP
Surr: Toluene-d8	97.9	81.8-120		%REC	225075	1	06/09/2016 04:06	NP

Qualifiers:

*	Value exceeds maximum contaminant level	E	Estimated (value above quantitation range)
BRL	Below reporting limit	S	Spike Recovery outside limits due to matrix
H	Holding times for preparation or analysis exceeded	Narr	See case narrative
N	Analyte not NELAC certified	NC	Not confirmed
B	Analyte detected in the associated method blank	<	Less than Result value
>	Greater than Result value	J	Estimated value detected below Reporting Limit

Analytical Environmental Services, Inc **Date:** 13-Jun-16

Client:	Environmental Planning Specialists, Inc.	**Client Sample ID:**	16155-MW-42D-P
Project Name:	Rheem	**Collection Date:**	6/3/2016 3:30:00 PM
Lab ID:	1606462-009	**Matrix:**	Groundwater

Analyses	Result	Reporting Limit	Qual	Units	BatchID	Dilution Factor	Date Analyzed	Analyst
TCL VOLATILE ORGANICS SW8260B				**(SW5030B)**				
1,1,1-Trichloroethane	BRL	5.0		ug/L	225075	1	06/09/2016 04:30	NP
1,1,2,2-Tetrachloroethane	BRL	5.0		ug/L	225075	1	06/09/2016 04:30	NP
1,1,2-Trichloroethane	BRL	5.0		ug/L	225075	1	06/09/2016 04:30	NP
1,1-Dichloroethane	BRL	5.0		ug/L	225075	1	06/09/2016 04:30	NP
1,1-Dichloroethene	BRL	5.0		ug/L	225075	1	06/09/2016 04:30	NP
1,2,4-Trichlorobenzene	BRL	5.0		ug/L	225075	1	06/09/2016 04:30	NP
1,2-Dibromo-3-chloropropane	BRL	5.0		ug/L	225075	1	06/09/2016 04:30	NP
1,2-Dibromoethane	BRL	5.0		ug/L	225075	1	06/09/2016 04:30	NP
1,2-Dichlorobenzene	BRL	5.0		ug/L	225075	1	06/09/2016 04:30	NP
1,2-Dichloroethane	BRL	5.0		ug/L	225075	1	06/09/2016 04:30	NP
1,2-Dichloropropane	BRL	5.0		ug/L	225075	1	06/09/2016 04:30	NP
1,3-Dichlorobenzene	BRL	5.0		ug/L	225075	1	06/09/2016 04:30	NP
1,4-Dichlorobenzene	BRL	5.0		ug/L	225075	1	06/09/2016 04:30	NP
2-Butanone	BRL	50		ug/L	225075	1	06/09/2016 04:30	NP
2-Hexanone	BRL	10		ug/L	225075	1	06/09/2016 04:30	NP
4-Methyl-2-pentanone	BRL	10		ug/L	225075	1	06/09/2016 04:30	NP
Acetone	BRL	50		ug/L	225075	1	06/09/2016 04:30	NP
Benzene	BRL	5.0		ug/L	225075	1	06/09/2016 04:30	NP
Bromodichloromethane	BRL	5.0		ug/L	225075	1	06/09/2016 04:30	NP
Bromoform	BRL	5.0		ug/L	225075	1	06/09/2016 04:30	NP
Bromomethane	BRL	5.0		ug/L	225075	1	06/09/2016 04:30	NP
Carbon disulfide	BRL	5.0		ug/L	225075	1	06/09/2016 04:30	NP
Carbon tetrachloride	BRL	5.0		ug/L	225075	1	06/09/2016 04:30	NP
Chlorobenzene	BRL	5.0		ug/L	225075	1	06/09/2016 04:30	NP
Chloroethane	BRL	10		ug/L	225075	1	06/09/2016 04:30	NP
Chloroform	BRL	5.0		ug/L	225075	1	06/09/2016 04:30	NP
Chloromethane	BRL	10		ug/L	225075	1	06/09/2016 04:30	NP
cis-1,2-Dichloroethene	8.7	5.0		ug/L	225075	1	06/09/2016 04:30	NP
cis-1,3-Dichloropropene	BRL	5.0		ug/L	225075	1	06/09/2016 04:30	NP
Cyclohexane	BRL	5.0		ug/L	225075	1	06/09/2016 04:30	NP
Dibromochloromethane	BRL	5.0		ug/L	225075	1	06/09/2016 04:30	NP
Dichlorodifluoromethane	BRL	10		ug/L	225075	1	06/09/2016 04:30	NP
Ethylbenzene	BRL	5.0		ug/L	225075	1	06/09/2016 04:30	NP
Freon-113	BRL	10		ug/L	225075	1	06/09/2016 04:30	NP
Isopropylbenzene	BRL	5.0		ug/L	225075	1	06/09/2016 04:30	NP
m,p-Xylene	BRL	5.0		ug/L	225075	1	06/09/2016 04:30	NP
Methyl acetate	BRL	5.0		ug/L	225075	1	06/09/2016 04:30	NP
Methyl tert-butyl ether	BRL	5.0		ug/L	225075	1	06/09/2016 04:30	NP
Methylcyclohexane	BRL	5.0		ug/L	225075	1	06/09/2016 04:30	NP
Methylene chloride	BRL	5.0		ug/L	225075	1	06/09/2016 04:30	NP
o-Xylene	BRL	5.0		ug/L	225075	1	06/09/2016 04:30	NP

Qualifiers:

*	Value exceeds maximum contaminant level	E	Estimated (value above quantitation range)
BRL	Below reporting limit	S	Spike Recovery outside limits due to matrix
H	Holding times for preparation or analysis exceeded	Narr	See case narrative
N	Analyte not NELAC certified	NC	Not confirmed
B	Analyte detected in the associated method blank	<	Less than Result value
>	Greater than Result value	J	Estimated value detected below Reporting Limit

Analytical Environmental Services, Inc

Date: 13-Jun-16

Client:	Environmental Planning Specialists, Inc.	**Client Sample ID:**	16155-MW-42D-P
Project Name:	Rheem	**Collection Date:**	6/3/2016 3:30:00 PM
Lab ID:	1606462-009	**Matrix:**	Groundwater

Analyses	Result	Reporting Limit	Qual	Units	BatchID	Dilution Factor	Date Analyzed	Analyst
TCL VOLATILE ORGANICS SW8260B				**(SW5030B)**				
Styrene	BRL	5.0		ug/L	225075	1	06/09/2016 04:30	NP
Tetrachloroethene	BRL	5.0		ug/L	225075	1	06/09/2016 04:30	NP
Toluene	BRL	5.0		ug/L	225075	1	06/09/2016 04:30	NP
trans-1,2-Dichloroethene	BRL	5.0		ug/L	225075	1	06/09/2016 04:30	NP
trans-1,3-Dichloropropene	BRL	5.0		ug/L	225075	1	06/09/2016 04:30	NP
Trichloroethene	38	5.0		ug/L	225075	1	06/09/2016 04:30	NP
Trichlorofluoromethane	BRL	5.0		ug/L	225075	1	06/09/2016 04:30	NP
Vinyl chloride	BRL	2.0		ug/L	225075	1	06/09/2016 04:30	NP
Surr: 4-Bromofluorobenzene	94.3	70.7-125		%REC	225075	1	06/09/2016 04:30	NP
Surr: Dibromofluoromethane	96.2	82.2-120		%REC	225075	1	06/09/2016 04:30	NP
Surr: Toluene-d8	98.4	81.8-120		%REC	225075	1	06/09/2016 04:30	NP

Qualifiers:

*	Value exceeds maximum contaminant level	E	Estimated (value above quantitation range)
BRL	Below reporting limit	S	Spike Recovery outside limits due to matrix
H	Holding times for preparation or analysis exceeded	Narr	See case narrative
N	Analyte not NELAC certified	NC	Not confirmed
B	Analyte detected in the associated method blank	<	Less than Result value
>	Greater than Result value	J	Estimated value detected below Reporting Limit

Analytical Environmental Services, Inc

Date: 13-Jun-16

Client:	Environmental Planning Specialists, Inc.	**Client Sample ID:**	16155-MW-42E-P
Project Name:	Rheem	**Collection Date:**	6/3/2016 3:40:00 PM
Lab ID:	1606462-010	**Matrix:**	Groundwater

Analyses	Result	Reporting Limit	Qual	Units	BatchID	Dilution Factor	Date Analyzed	Analyst
TCL VOLATILE ORGANICS SW8260B				**(SW5030B)**				
1,1,1-Trichloroethane	BRL	5.0		ug/L	225075	1	06/09/2016 04:54	NP
1,1,2,2-Tetrachloroethane	BRL	5.0		ug/L	225075	1	06/09/2016 04:54	NP
1,1,2-Trichloroethane	BRL	5.0		ug/L	225075	1	06/09/2016 04:54	NP
1,1-Dichloroethane	BRL	5.0		ug/L	225075	1	06/09/2016 04:54	NP
1,1-Dichloroethene	BRL	5.0		ug/L	225075	1	06/09/2016 04:54	NP
1,2,4-Trichlorobenzene	BRL	5.0		ug/L	225075	1	06/09/2016 04:54	NP
1,2-Dibromo-3-chloropropane	BRL	5.0		ug/L	225075	1	06/09/2016 04:54	NP
1,2-Dibromoethane	BRL	5.0		ug/L	225075	1	06/09/2016 04:54	NP
1,2-Dichlorobenzene	BRL	5.0		ug/L	225075	1	06/09/2016 04:54	NP
1,2-Dichloroethane	BRL	5.0		ug/L	225075	1	06/09/2016 04:54	NP
1,2-Dichloropropane	BRL	5.0		ug/L	225075	1	06/09/2016 04:54	NP
1,3-Dichlorobenzene	BRL	5.0		ug/L	225075	1	06/09/2016 04:54	NP
1,4-Dichlorobenzene	BRL	5.0		ug/L	225075	1	06/09/2016 04:54	NP
2-Butanone	BRL	50		ug/L	225075	1	06/09/2016 04:54	NP
2-Hexanone	BRL	10		ug/L	225075	1	06/09/2016 04:54	NP
4-Methyl-2-pentanone	BRL	10		ug/L	225075	1	06/09/2016 04:54	NP
Acetone	BRL	50		ug/L	225075	1	06/09/2016 04:54	NP
Benzene	BRL	5.0		ug/L	225075	1	06/09/2016 04:54	NP
Bromodichloromethane	BRL	5.0		ug/L	225075	1	06/09/2016 04:54	NP
Bromoform	BRL	5.0		ug/L	225075	1	06/09/2016 04:54	NP
Bromomethane	BRL	5.0		ug/L	225075	1	06/09/2016 04:54	NP
Carbon disulfide	BRL	5.0		ug/L	225075	1	06/09/2016 04:54	NP
Carbon tetrachloride	BRL	5.0		ug/L	225075	1	06/09/2016 04:54	NP
Chlorobenzene	BRL	5.0		ug/L	225075	1	06/09/2016 04:54	NP
Chloroethane	BRL	10		ug/L	225075	1	06/09/2016 04:54	NP
Chloroform	BRL	5.0		ug/L	225075	1	06/09/2016 04:54	NP
Chloromethane	BRL	10		ug/L	225075	1	06/09/2016 04:54	NP
cis-1,2-Dichloroethene	BRL	5.0		ug/L	225075	1	06/09/2016 04:54	NP
cis-1,3-Dichloropropene	BRL	5.0		ug/L	225075	1	06/09/2016 04:54	NP
Cyclohexane	BRL	5.0		ug/L	225075	1	06/09/2016 04:54	NP
Dibromochloromethane	BRL	5.0		ug/L	225075	1	06/09/2016 04:54	NP
Dichlorodifluoromethane	BRL	10		ug/L	225075	1	06/09/2016 04:54	NP
Ethylbenzene	BRL	5.0		ug/L	225075	1	06/09/2016 04:54	NP
Freon-113	BRL	10		ug/L	225075	1	06/09/2016 04:54	NP
Isopropylbenzene	BRL	5.0		ug/L	225075	1	06/09/2016 04:54	NP
m,p-Xylene	BRL	5.0		ug/L	225075	1	06/09/2016 04:54	NP
Methyl acetate	BRL	5.0		ug/L	225075	1	06/09/2016 04:54	NP
Methyl tert-butyl ether	BRL	5.0		ug/L	225075	1	06/09/2016 04:54	NP
Methylcyclohexane	BRL	5.0		ug/L	225075	1	06/09/2016 04:54	NP
Methylene chloride	BRL	5.0		ug/L	225075	1	06/09/2016 04:54	NP
o-Xylene	BRL	5.0		ug/L	225075	1	06/09/2016 04:54	NP

Qualifiers:

*	Value exceeds maximum contaminant level	E	Estimated (value above quantitation range)
BRL	Below reporting limit	S	Spike Recovery outside limits due to matrix
H	Holding times for preparation or analysis exceeded	Narr	See case narrative
N	Analyte not NELAC certified	NC	Not confirmed
B	Analyte detected in the associated method blank	<	Less than Result value
>	Greater than Result value	J	Estimated value detected below Reporting Limit

Analytical Environmental Services, Inc

Date: 13-Jun-16

Client:	Environmental Planning Specialists, Inc.	**Client Sample ID:**	16155-MW-42E-P
Project Name:	Rheem	**Collection Date:**	6/3/2016 3:40:00 PM
Lab ID:	1606462-010	**Matrix:**	Groundwater

Analyses	Result	Reporting Limit	Qual	Units	BatchID	Dilution Factor	Date Analyzed	Analyst
TCL VOLATILE ORGANICS SW8260B				**(SW5030B)**				
Styrene	BRL	5.0		ug/L	225075	1	06/09/2016 04:54	NP
Tetrachloroethene	BRL	5.0		ug/L	225075	1	06/09/2016 04:54	NP
Toluene	BRL	5.0		ug/L	225075	1	06/09/2016 04:54	NP
trans-1,2-Dichloroethene	BRL	5.0		ug/L	225075	1	06/09/2016 04:54	NP
trans-1,3-Dichloropropene	BRL	5.0		ug/L	225075	1	06/09/2016 04:54	NP
Trichloroethene	9.9	5.0		ug/L	225075	1	06/09/2016 04:54	NP
Trichlorofluoromethane	BRL	5.0		ug/L	225075	1	06/09/2016 04:54	NP
Vinyl chloride	BRL	2.0		ug/L	225075	1	06/09/2016 04:54	NP
Surr: 4-Bromofluorobenzene	93.6	70.7-125		%REC	225075	1	06/09/2016 04:54	NP
Surr: Dibromofluoromethane	96.5	82.2-120		%REC	225075	1	06/09/2016 04:54	NP
Surr: Toluene-d8	98.4	81.8-120		%REC	225075	1	06/09/2016 04:54	NP

Qualifiers:

*	Value exceeds maximum contaminant level	E	Estimated (value above quantitation range)
BRL	Below reporting limit	S	Spike Recovery outside limits due to matrix
H	Holding times for preparation or analysis exceeded	Narr	See case narrative
N	Analyte not NELAC certified	NC	Not confirmed
B	Analyte detected in the associated method blank	<	Less than Result value
>	Greater than Result value	J	Estimated value detected below Reporting Limit

Analytical Environmental Services, Inc **Date:** 13-Jun-16

Client:	Environmental Planning Specialists, Inc.	**Client Sample ID:**	16155-BLANK-P
Project Name:	Rheem	**Collection Date:**	6/3/2016 3:50:00 PM
Lab ID:	1606462-011	**Matrix:**	Aqueous

Analyses	Result	Reporting Limit	Qual	Units	BatchID	Dilution Factor	Date Analyzed	Analyst
TCL VOLATILE ORGANICS SW8260B				**(SW5030B)**				
1,1,1-Trichloroethane	BRL	5.0		ug/L	225075	1	06/09/2016 00:31	NP
1,1,2,2-Tetrachloroethane	BRL	5.0		ug/L	225075	1	06/09/2016 00:31	NP
1,1,2-Trichloroethane	BRL	5.0		ug/L	225075	1	06/09/2016 00:31	NP
1,1-Dichloroethane	BRL	5.0		ug/L	225075	1	06/09/2016 00:31	NP
1,1-Dichloroethene	BRL	5.0		ug/L	225075	1	06/09/2016 00:31	NP
1,2,4-Trichlorobenzene	BRL	5.0		ug/L	225075	1	06/09/2016 00:31	NP
1,2-Dibromo-3-chloropropane	BRL	5.0		ug/L	225075	1	06/09/2016 00:31	NP
1,2-Dibromoethane	BRL	5.0		ug/L	225075	1	06/09/2016 00:31	NP
1,2-Dichlorobenzene	BRL	5.0		ug/L	225075	1	06/09/2016 00:31	NP
1,2-Dichloroethane	BRL	5.0		ug/L	225075	1	06/09/2016 00:31	NP
1,2-Dichloropropane	BRL	5.0		ug/L	225075	1	06/09/2016 00:31	NP
1,3-Dichlorobenzene	BRL	5.0		ug/L	225075	1	06/09/2016 00:31	NP
1,4-Dichlorobenzene	BRL	5.0		ug/L	225075	1	06/09/2016 00:31	NP
2-Butanone	BRL	50		ug/L	225075	1	06/09/2016 00:31	NP
2-Hexanone	BRL	10		ug/L	225075	1	06/09/2016 00:31	NP
4-Methyl-2-pentanone	BRL	10		ug/L	225075	1	06/09/2016 00:31	NP
Acetone	BRL	50		ug/L	225075	1	06/09/2016 00:31	NP
Benzene	BRL	5.0		ug/L	225075	1	06/09/2016 00:31	NP
Bromodichloromethane	BRL	5.0		ug/L	225075	1	06/09/2016 00:31	NP
Bromoform	BRL	5.0		ug/L	225075	1	06/09/2016 00:31	NP
Bromomethane	BRL	5.0		ug/L	225075	1	06/09/2016 00:31	NP
Carbon disulfide	BRL	5.0		ug/L	225075	1	06/09/2016 00:31	NP
Carbon tetrachloride	BRL	5.0		ug/L	225075	1	06/09/2016 00:31	NP
Chlorobenzene	BRL	5.0		ug/L	225075	1	06/09/2016 00:31	NP
Chloroethane	BRL	10		ug/L	225075	1	06/09/2016 00:31	NP
Chloroform	BRL	5.0		ug/L	225075	1	06/09/2016 00:31	NP
Chloromethane	BRL	10		ug/L	225075	1	06/09/2016 00:31	NP
cis-1,2-Dichloroethene	BRL	5.0		ug/L	225075	1	06/09/2016 00:31	NP
cis-1,3-Dichloropropene	BRL	5.0		ug/L	225075	1	06/09/2016 00:31	NP
Cyclohexane	BRL	5.0		ug/L	225075	1	06/09/2016 00:31	NP
Dibromochloromethane	BRL	5.0		ug/L	225075	1	06/09/2016 00:31	NP
Dichlorodifluoromethane	BRL	10		ug/L	225075	1	06/09/2016 00:31	NP
Ethylbenzene	BRL	5.0		ug/L	225075	1	06/09/2016 00:31	NP
Freon-113	BRL	10		ug/L	225075	1	06/09/2016 00:31	NP
Isopropylbenzene	BRL	5.0		ug/L	225075	1	06/09/2016 00:31	NP
m,p-Xylene	BRL	5.0		ug/L	225075	1	06/09/2016 00:31	NP
Methyl acetate	BRL	5.0		ug/L	225075	1	06/09/2016 00:31	NP
Methyl tert-butyl ether	BRL	5.0		ug/L	225075	1	06/09/2016 00:31	NP
Methylcyclohexane	BRL	5.0		ug/L	225075	1	06/09/2016 00:31	NP
Methylene chloride	BRL	5.0		ug/L	225075	1	06/09/2016 00:31	NP
o-Xylene	BRL	5.0		ug/L	225075	1	06/09/2016 00:31	NP

Qualifiers:

*	Value exceeds maximum contaminant level	E	Estimated (value above quantitation range)
BRL	Below reporting limit	S	Spike Recovery outside limits due to matrix
H	Holding times for preparation or analysis exceeded	Narr	See case narrative
N	Analyte not NELAC certified	NC	Not confirmed
B	Analyte detected in the associated method blank	<	Less than Result value
>	Greater than Result value	J	Estimated value detected below Reporting Limit

Analytical Environmental Services, Inc **Date:** 13-Jun-16

Client:	Environmental Planning Specialists, Inc.	**Client Sample ID:**	16155-BLANK-P
Project Name:	Rheem	**Collection Date:**	6/3/2016 3:50:00 PM
Lab ID:	1606462-011	**Matrix:**	Aqueous

Analyses	Result	Reporting Limit	Qual	Units	BatchID	Dilution Factor	Date Analyzed	Analyst
TCL VOLATILE ORGANICS SW8260B				**(SW5030B)**				
Styrene	BRL	5.0		ug/L	225075	1	06/09/2016 00:31	NP
Tetrachloroethene	BRL	5.0		ug/L	225075	1	06/09/2016 00:31	NP
Toluene	BRL	5.0		ug/L	225075	1	06/09/2016 00:31	NP
trans-1,2-Dichloroethene	BRL	5.0		ug/L	225075	1	06/09/2016 00:31	NP
trans-1,3-Dichloropropene	BRL	5.0		ug/L	225075	1	06/09/2016 00:31	NP
Trichloroethene	BRL	5.0		ug/L	225075	1	06/09/2016 00:31	NP
Trichlorofluoromethane	BRL	5.0		ug/L	225075	1	06/09/2016 00:31	NP
Vinyl chloride	BRL	2.0		ug/L	225075	1	06/09/2016 00:31	NP
Surr: 4-Bromofluorobenzene	93.5	70.7-125		%REC	225075	1	06/09/2016 00:31	NP
Surr: Dibromofluoromethane	97.8	82.2-120		%REC	225075	1	06/09/2016 00:31	NP
Surr: Toluene-d8	97.4	81.8-120		%REC	225075	1	06/09/2016 00:31	NP

Qualifiers:

*	Value exceeds maximum contaminant level	E	Estimated (value above quantitation range)
BRL	Below reporting limit	S	Spike Recovery outside limits due to matrix
H	Holding times for preparation or analysis exceeded	Narr	See case narrative
N	Analyte not NELAC certified	NC	Not confirmed
B	Analyte detected in the associated method blank	<	Less than Result value
>	Greater than Result value	J	Estimated value detected below Reporting Limit

Analytical Environmental Services, Inc.

Sample/Cooler Receipt Checklist

Client Env Planning Work Order Number 1606462

Checklist completed by Paris Masoudi 6/03/16
Signature Date

Carrier name: FedEx __ UPS __ Courier __ Client ✓ US Mail __ Other _____

Shipping container/cooler in good condition? Yes ✓ No __ Not Present __

Custody seals intact on shipping container/cooler? Yes __ No __ Not Present ✓

Custody seals intact on sample bottles? Yes __ No __ Not Present ✓

Container/Temp Blank temperature in compliance? (0°≤6°C)* Yes ✓ No __

Cooler #1 3.8° Cooler #2 _____ Cooler #3 _____ Cooler #4 _____ Cooler#5 _____ Cooler #6 _____

Chain of custody present? Yes ✓ No __

Chain of custody signed when relinquished and received? Yes ✓ No __

Chain of custody agrees with sample labels? Yes ✓ No __

Samples in proper container/bottle? Yes ✓ No __

Sample containers intact? Yes ✓ No __

Sufficient sample volume for indicated test? Yes ✓ No __

All samples received within holding time? Yes ✓ No __

Was TAT marked on the COC? Yes ✓ No __

Proceed with Standard TAT as per project history? Yes __ No __ Not Applicable ✓

Water - VOA vials have zero headspace? No VOA vials submitted __ Yes ✓ No __

Water - pH acceptable upon receipt? Yes ✓ No __ Not Applicable __

Adjusted? _____ Checked by _____

Sample Condition: Good ✓ Other(Explain) _____

(For diffusive samples or AIHA lead) Is a known blank included? Yes __ No ✓

See Case Narrative for resolution of the Non-Conformance.

Client: Environmental Planning Specialists, Inc.
Project Name: Rheem
Workorder: 1606462

ANALYTICAL QC SUMMARY REPORT

BatchID: **225075**

Sample ID: **MB-225075** Client ID: Units: **ug/L** Prep Date: **06/07/2016** Run No: **318326**
SampleType: **MBLK** TestCode: **TCL VOLATILE ORGANICS SW8260B** BatchID: **225075** Analysis Date: **06/07/2016** Seq No: **6863083**

Analyte	Result	RPT Limit	SPK value	SPK Ref Val	%REC	Low Limit	High Limit	RPD Ref Val	%RPD	RPD Limit	Qual
1,1,1-Trichloroethane	BRL	5.0									
1,1,2,2-Tetrachloroethane	BRL	5.0									
1,1,2-Trichloroethane	BRL	5.0									
1,1-Dichloroethane	BRL	5.0									
1,1-Dichloroethene	BRL	5.0									
1,2,4-Trichlorobenzene	BRL	5.0									
1,2-Dibromo-3-chloropropane	BRL	5.0									
1,2-Dibromoethane	BRL	5.0									
1,2-Dichlorobenzene	BRL	5.0									
1,2-Dichloroethane	BRL	5.0									
1,2-Dichloropropane	BRL	5.0									
1,3-Dichlorobenzene	BRL	5.0									
1,4-Dichlorobenzene	BRL	5.0									
2-Butanone	BRL	50									
2-Hexanone	BRL	10									
4-Methyl-2-pentanone	BRL	10									
Acetone	BRL	50									
Benzene	BRL	5.0									
Bromodichloromethane	BRL	5.0									
Bromoform	BRL	5.0									
Bromomethane	BRL	5.0									
Carbon disulfide	BRL	5.0									
Carbon tetrachloride	BRL	5.0									
Chlorobenzene	BRL	5.0									
Chloroethane	BRL	10									
Chloroform	BRL	5.0									
Chloromethane	BRL	10									

Qualifiers:

>	Greater than Result value	<	Less than Result value	B	Analyte detected in the associated method blank
BRL	Below reporting limit	E	Estimated (value above quantitation range)	H	Holding times for preparation or analysis exceeded
J	Estimated value detected below Reporting Limit	N	Analyte not NELAC certified	R	RPD outside limits due to matrix
Rpt Lim	Reporting Limit	S	Spike Recovery outside limits due to matrix		

Client: Environmental Planning Specialists, Inc.
Project Name: Rheem
Workorder: 1606462

ANALYTICAL QC SUMMARY REPORT

BatchID: 225075

Sample ID: **MB-225075** Client ID: Units: **ug/L** Prep Date: **06/07/2016** Run No: **318326**
SampleType: **MBLK** TestCode: **TCL VOLATILE ORGANICS SW8260B** BatchID: **225075** Analysis Date: **06/07/2016** Seq No: **6863083**

Analyte	Result	RPT Limit	SPK value	SPK Ref Val	%REC	Low Limit	High Limit	RPD Ref Val	%RPD	RPD Limit	Qual
cis-1,2-Dichloroethene	BRL	5.0									
cis-1,3-Dichloropropene	BRL	5.0									
Cyclohexane	BRL	5.0									
Dibromochloromethane	BRL	5.0									
Dichlorodifluoromethane	BRL	10									
Ethylbenzene	BRL	5.0									
Freon-113	BRL	10									
Isopropylbenzene	BRL	5.0									
m,p-Xylene	BRL	5.0									
Methyl acetate	BRL	5.0									
Methyl tert-butyl ether	BRL	5.0									
Methylcyclohexane	BRL	5.0									
Methylene chloride	BRL	5.0									
o-Xylene	BRL	5.0									
Styrene	BRL	5.0									
Tetrachloroethene	BRL	5.0									
Toluene	BRL	5.0									
trans-1,2-Dichloroethene	BRL	5.0									
trans-1,3-Dichloropropene	BRL	5.0									
Trichloroethene	BRL	5.0									
Trichlorofluoromethane	BRL	5.0									
Vinyl chloride	BRL	2.0									
Surr: 4-Bromofluorobenzene	45.63	0	50.00		91.3	70.7	125				
Surr: Dibromofluoromethane	54.73	0	50.00		109	82.2	120				
Surr: Toluene-d8	49.56	0	50.00		99.1	81.8	120				

Qualifiers:

>	Greater than Result value	<	Less than Result value	B	Analyte detected in the associated method blank
BRL	Below reporting limit	E	Estimated (value above quantitation range)	H	Holding times for preparation or analysis exceeded
J	Estimated value detected below Reporting Limit	N	Analyte not NELAC certified	R	RPD outside limits due to matrix
Rpt Lim	Reporting Limit	S	Spike Recovery outside limits due to matrix		

Client: Environmental Planning Specialists, Inc.
Project Name: Rheem
Workorder: 1606462

ANALYTICAL QC SUMMARY REPORT

BatchID: 225075

Sample ID: **LCS-225075** Client ID: Units: **ug/L** Prep Date: **06/07/2016** Run No: **318326**
SampleType: **LCS** TestCode: **TCL VOLATILE ORGANICS SW8260B** BatchID: **225075** Analysis Date: **06/07/2016** Seq No: **6863082**

Analyte	Result	RPT Limit	SPK value	SPK Ref Val	%REC	Low Limit	High Limit	RPD Ref Val	%RPD	RPD Limit	Qual
1,1-Dichloroethene	48.13	5.0	50.00		96.3	65.3	137				
Benzene	43.24	5.0	50.00		86.5	74.9	123				
Chlorobenzene	42.63	5.0	50.00		85.3	73.9	124				
Toluene	41.07	5.0	50.00		82.1	75	124				
Trichloroethene	37.00	5.0	50.00		74.0	73.1	128				
Surr: 4-Bromofluorobenzene	43.69	0	50.00		87.4	70.7	125				
Surr: Dibromofluoromethane	51.04	0	50.00		102	82.2	120				
Surr: Toluene-d8	46.91	0	50.00		93.8	81.8	120				

Sample ID: **1606655-001AMS** Client ID: Units: **ug/L** Prep Date: **06/07/2016** Run No: **318326**
SampleType: **MS** TestCode: **TCL VOLATILE ORGANICS SW8260B** BatchID: **225075** Analysis Date: **06/07/2016** Seq No: **6863080**

Analyte	Result	RPT Limit	SPK value	SPK Ref Val	%REC	Low Limit	High Limit	RPD Ref Val	%RPD	RPD Limit	Qual
1,1-Dichloroethene	565.3	50	500.0		113	60	150				
Benzene	497.7	50	500.0		99.5	70.1	132				
Chlorobenzene	461.4	50	500.0		92.3	70.9	131				
Toluene	480.8	50	500.0	1.150	95.9	70.1	133				
Trichloroethene	421.6	50	500.0		84.3	70	136				
Surr: 4-Bromofluorobenzene	430.0	0	500.0		86.0	70.7	125				
Surr: Dibromofluoromethane	527.4	0	500.0		105	82.2	120				
Surr: Toluene-d8	500.7	0	500.0		100	81.8	120				

Sample ID: **1606655-001AMSD** Client ID: Units: **ug/L** Prep Date: **06/07/2016** Run No: **318326**
SampleType: **MSD** TestCode: **TCL VOLATILE ORGANICS SW8260B** BatchID: **225075** Analysis Date: **06/07/2016** Seq No: **6863081**

Analyte	Result	RPT Limit	SPK value	SPK Ref Val	%REC	Low Limit	High Limit	RPD Ref Val	%RPD	RPD Limit	Qual
1,1-Dichloroethene	514.4	50	500.0		103	60	150	565.3	9.43	17.7	
Benzene	503.7	50	500.0		101	70.1	132	497.7	1.20	20	

Qualifiers:
> Greater than Result value
< Less than Result value
B Analyte detected in the associated method blank
BRL Below reporting limit
E Estimated (value above quantitation range)
H Holding times for preparation or analysis exceeded
J Estimated value detected below Reporting Limit
N Analyte not NELAC certified
R RPD outside limits due to matrix
Rpt Lim Reporting Limit
S Spike Recovery outside limits due to matrix

Client: Environmental Planning Specialists, Inc.
Project Name: Rheem
Workorder: 1606462

ANALYTICAL QC SUMMARY REPORT

BatchID: **225075**

Sample ID: **1606655-001AMSD** Client ID: Units: **ug/L** Prep Date: **06/07/2016** Run No: **318326**
SampleType: **MSD** TestCode: **TCL VOLATILE ORGANICS SW8260B** BatchID: **225075** Analysis Date: **06/07/2016** Seq No: **6863081**

Analyte	Result	RPT Limit	SPK value	SPK Ref Val	%REC	Low Limit	High Limit	RPD Ref Val	%RPD	RPD Limit	Qual
Chlorobenzene	474.7	50	500.0		94.9	70.9	131	461.4	2.84	20	
Toluene	483.2	50	500.0	1.150	96.4	70.1	133	480.8	0.498	20	
Trichloroethene	416.8	50	500.0		83.4	70	136	421.6	1.15	20	
Surr: 4-Bromofluorobenzene	446.3	0	500.0		89.3	70.7	125	430.0	0	0	
Surr: Dibromofluoromethane	549.1	0	500.0		110	82.2	120	527.4	0	0	
Surr: Toluene-d8	500.6	0	500.0		100	81.8	120	500.7	0	0	

Qualifiers:

>	Greater than Result value	<	Less than Result value	B	Analyte detected in the associated method blank
BRL	Below reporting limit	E	Estimated (value above quantitation range)	H	Holding times for preparation or analysis exceeded
J	Estimated value detected below Reporting Limit	N	Analyte not NELAC certified	R	RPD outside limits due to matrix
Rpt Lim	Reporting Limit	S	Spike Recovery outside limits due to matrix		

AES

ANALYTICAL ENVIRONMENTAL SERVICES, INC.

October 31, 2016

Justin Vickery
Environmental Planning Specialists, Inc.
1050 Crown Pointe Parkway
Atlanta GA 30338

TEL: (404) 315-9113
FAX: (404) 315-8509

RE: Rheem

Dear Justin Vickery: Order No: 1610J35

Analytical Environmental Services, Inc. received 19 samples on 10/24/2016 2:08:00 PM for the analyses presented in following report.

No problems were encountered during the analyses. Additionally, all results for the associated Quality Control samples were within EPA and/or AES established limits. Any discrepancies associated with the analyses contained herein will be noted and submitted in the form of a project Case Narrative.
AES's accreditations are as follows:
-NELAC/Florida State Laboratory ID E87582 for analysis of Non-Potable Water, Solid & Chemical Materials, and Drinking Water Microbiology, effective 07/01/16-06/30/17.
-NELAC/Louisiana Agency Interest No. 100818 for or analysis of Non-Potable Water and Solid & Chemical Materials, effective 07/01/16-06/30/17.
-NELAC/Texas Certificate No. T104704509-16-6 for or analysis of Non-Potable Water and Solid & Chemical Materials, effective 03/01/16-02/28/17.
-AIHA-LAP, LLC Laboratory ID: 100671 for Industrial Hygiene samples (Organics, Metals, PCM Asbestos, Gravimetric), Environmental Lead (Paint, Soil, Dust Wipes, Air), and Environmental Microbiology (Fungal) Direct Examination, effective until 09/01/17.

Chris Pafford
Project Manager

3080 Presidential Drive • Atlanta, Georgia 30340 • Tel: 770.457.8177 • Fax: 770.457.8188 • Toll Free: 800.972.4889
www.aesatlanta.com

ANALYTICAL ENVIRONMENTAL SERVICES, INC
3080 Presidential Drive, Atlanta GA 30340-3704
TEL.: (770) 457-8177 / TOLL-FREE (800) 972-4889 / FAX: (770) 457-8188

AES

CHAIN OF CUSTODY

Work Order: 1610J35

Date: 10-24-16 Page 1 of 2

COMPANY: EPS
ADDRESS: Atlanta, GA
PHONE: 404-315-9113
FAX:
SAMPLED BY: Justin Vickery
SIGNATURE:

ANALYSIS REQUESTED: VOCs

PRESERVATION (See codes): H+I

Visit our website www.aesatlanta.com to check on the status of your results, place bottle orders, etc.

#	SAMPLE ID	SAMPLED DATE	SAMPLED TIME	Grab	Composite	Matrix (See codes)	VOCs	REMARKS	No # of Containers
1	16295-MW-37S	10-21-16	9:10	X		GW	X		2
2	16295-MW-38S		920	X			X		2
3	16295-MW-41A		1045	X			X		2
4	16295-MW-41E		1050	X			X		2
5	16295-MW-42A		1150	X			X		2
6	16295-MW-42B		1155	X			X		2
7	16295-MW-39		1220	X			X		2
8	16295-MW-41B		1400	X			X		2
9	16295-MW-38D		1415	X			X		2
10	16295-MW-27		1430	X			X		2
11	16295-MW-42C		1445	X			X		2
12	16295-MW-41C		1500	X			X		2
13	16295-MW-42E		1515	X			X		2
14	16295-MW-37D		1530	X			X		2

RELINQUISHED BY:	DATE/TIME:	RECEIVED BY:	DATE/TIME:
1:	10/24/16 14:08	1: Tanya Soles / TS	10/24/16 1408
2:		2:	
3:		3:	

SPECIAL INSTRUCTIONS/COMMENTS:

SHIPMENT METHOD:
OUT / / VIA:
IN / / VIA:
(CLIENT) FedEx UPS MAIL COURIER
GREYHOUND OTHER_____

PROJECT INFORMATION
PROJECT NAME: Rheem
PROJECT #:
SITE ADDRESS: Milledgeville, GA
SEND REPORT TO: EPS
INVOICE TO:
(IF DIFFERENT FROM ABOVE)
QUOTE #:_____ PO#:_____

RECEIPT
Total # of Containers

Turnaround Time Request
- [x] Standard 5 Business Days
- [ ] 2 Business Day Rush
- [ ] Next Business Day Rush
- [ ] Same Day Rush (auth req.)
- [ ] Other _____

STATE PROGRAM (if any): _____
E-mail? Fax?
DATA PACKAGE: I ○ II ○ III ○ IV ○

SAMPLES RECEIVED AFTER 3PM OR SATURDAY ARE CONSIDERED AS RECEIVED ON THE NEXT BUSINESS DAY. IF NO TAT IS MARKED ON COC AES WILL PROCEED AS STANDARD TAT.
SAMPLES ARE DISPOSED OF 30 DAYS AFTER COMPLETION OF REPORT UNLESS OTHER ARRANGEMENTS ARE MADE.

MATRIX CODES: A = Air GW = Groundwater SE = Sediment SO = Soil SW = Surface Water WW = Waste Water W = Water (Blanks) DW = Drinking Water (Blanks) O = Other (specify)

PRESERVATIVE CODES: H+I = Hydrochloric acid + ice I = Ice only N = Nitric acid S+I = Sulfuric acid + ice S/M+I = Sodium Bisulfate/Methanol + ice O = Other (specify) NA = None

White Copy - Original; Yellow Copy - Client

ANALYTICAL ENVIRONMENTAL SERVICES, INC
3080 Presidential Drive, Atlanta GA 30340-3704
TEL.: (770) 457-8177 / TOLL-FREE (800) 972-4889 / FAX: (770) 457-8188

AES

CHAIN OF CUSTODY

Work Order: 1610J35

Date: 10-24-16 Page 2 of 2

COMPANY: EPS
ADDRESS: Atlanta, GA
PHONE: 404-315-9113
FAX:
SAMPLED BY: Justin Vickery
SIGNATURE:

ANALYSIS REQUESTED: VOC

PRESERVATION (See codes): H+I

#	SAMPLE ID	SAMPLED DATE	SAMPLED TIME	Grab	Composite	Matrix (See codes)	PRESERVATION (See codes)	REMARKS	No # of Containers
1	16295-MW-42D	15:45	10-21-16	X		GW	X		2
2	16295-MW-28	16:00	↓	X		↓	X		2
3	16295-MW-41D	16:15	↓	X		↓	X		2
4	16295-MW-Dup	—	↓	X		↓	X		2
5	16295-PDB-Blank	16:45	↓	X		W	X		2
6									
7									
8									
9									
10									
11									
12									
13									
14									

Visit our website www.aesatlanta.com to check on the status of your results, place bottle orders, etc.

RELINQUISHED BY: DATE/TIME:
1: 10/24/16 14:08
2:
3:

RECEIVED BY: DATE/TIME:
1: 10/24/16 1408
2:
3:

SPECIAL INSTRUCTIONS/COMMENTS:

SHIPMENT METHOD:
OUT / / VIA:
IN / / VIA:
CLIENT FedEx UPS MAIL COURIER
GREYHOUND OTHER_____

PROJECT INFORMATION
PROJECT NAME: Rheem
PROJECT #:
SITE ADDRESS: Milledgeville, GA
SEND REPORT TO: EPS
INVOICE TO:
(IF DIFFERENT FROM ABOVE)
QUOTE #:_____ PO#:_____

RECEIPT
Total # of Containers

Turnaround Time Request
- [x] Standard 5 Business Days
- [ ] 2 Business Day Rush
- [ ] Next Business Day Rush
- [ ] Same Day Rush (auth req.)
- [ ] Other _____

STATE PROGRAM (if any): _____
E-mail? Fax?
DATA PACKAGE: I ○ II ○ III ○ IV ○

SAMPLES RECEIVED AFTER 3PM OR SATURDAY ARE CONSIDERED AS RECEIVED ON THE NEXT BUSINESS DAY. IF NO TAT IS MARKED ON COC AES WILL PROCEED AS STANDARD TAT.
SAMPLES ARE DISPOSED OF 30 DAYS AFTER COMPLETION OF REPORT UNLESS OTHER ARRANGEMENTS ARE MADE.

MATRIX CODES: A = Air GW = Groundwater SE = Sediment SO = Soil SW = Surface Water WW = Waste Water W = Water (Blanks) DW = Drinking Water (Blanks) O = Other (specify)

PRESERVATIVE CODES: H+I = Hydrochloric acid + ice I = Ice only N = Nitric acid S+I = Sulfuric acid + ice S/M+I = Sodium Bisulfate/Methanol + ice O = Other (specify) NA = None

White Copy - Original; Yellow Copy - Client

Analytical Environmental Services, Inc

Date: 28-Oct-16

Client: Environmental Planning Specialists, Inc.
Project: Rheem
Lab ID: 1610J35

Case Narrative

Sample Receiving Nonconformance:

Both vials for sample 1610J35-003 ("16295-MW-41A") were received with headspace present as signified by >1/4 inch bubble present. The laboratory proceeded with analysis per Justin Vickery via email 10/26/2016 11:26am.

Analytical Environmental Services, Inc

Date: 28-Oct-16

Client:	Environmental Planning Specialists, Inc.	**Client Sample ID:**	16295-MW-37S
Project Name:	Rheem	**Collection Date:**	10/21/2016 9:10:00 AM
Lab ID:	1610J35-001	**Matrix:**	Groundwater

Analyses	Result	Reporting Limit	Qual	Units	BatchID	Dilution Factor	Date Analyzed	Analyst
TCL VOLATILE ORGANICS SW8260B				**(SW5030B)**				
1,1,1-Trichloroethane	BRL	5.0		ug/L	231756	1	10/26/2016 11:23	BN
1,1,2,2-Tetrachloroethane	BRL	5.0		ug/L	231756	1	10/26/2016 11:23	BN
1,1,2-Trichloroethane	BRL	5.0		ug/L	231756	1	10/26/2016 11:23	BN
1,1-Dichloroethane	BRL	5.0		ug/L	231756	1	10/26/2016 11:23	BN
1,1-Dichloroethene	BRL	5.0		ug/L	231756	1	10/26/2016 11:23	BN
1,2,4-Trichlorobenzene	BRL	5.0		ug/L	231756	1	10/26/2016 11:23	BN
1,2-Dibromo-3-chloropropane	BRL	5.0		ug/L	231756	1	10/26/2016 11:23	BN
1,2-Dibromoethane	BRL	5.0		ug/L	231756	1	10/26/2016 11:23	BN
1,2-Dichlorobenzene	BRL	5.0		ug/L	231756	1	10/26/2016 11:23	BN
1,2-Dichloroethane	BRL	5.0		ug/L	231756	1	10/26/2016 11:23	BN
1,2-Dichloropropane	BRL	5.0		ug/L	231756	1	10/26/2016 11:23	BN
1,3-Dichlorobenzene	BRL	5.0		ug/L	231756	1	10/26/2016 11:23	BN
1,4-Dichlorobenzene	BRL	5.0		ug/L	231756	1	10/26/2016 11:23	BN
2-Butanone	BRL	50		ug/L	231756	1	10/26/2016 11:23	BN
2-Hexanone	BRL	10		ug/L	231756	1	10/26/2016 11:23	BN
4-Methyl-2-pentanone	BRL	10		ug/L	231756	1	10/26/2016 11:23	BN
Acetone	BRL	50		ug/L	231756	1	10/26/2016 11:23	BN
Benzene	BRL	5.0		ug/L	231756	1	10/26/2016 11:23	BN
Bromodichloromethane	BRL	5.0		ug/L	231756	1	10/26/2016 11:23	BN
Bromoform	BRL	5.0		ug/L	231756	1	10/26/2016 11:23	BN
Bromomethane	BRL	5.0		ug/L	231756	1	10/26/2016 11:23	BN
Carbon disulfide	BRL	5.0		ug/L	231756	1	10/26/2016 11:23	BN
Carbon tetrachloride	BRL	5.0		ug/L	231756	1	10/26/2016 11:23	BN
Chlorobenzene	BRL	5.0		ug/L	231756	1	10/26/2016 11:23	BN
Chloroethane	BRL	10		ug/L	231756	1	10/26/2016 11:23	BN
Chloroform	BRL	5.0		ug/L	231756	1	10/26/2016 11:23	BN
Chloromethane	BRL	10		ug/L	231756	1	10/26/2016 11:23	BN
cis-1,2-Dichloroethene	BRL	5.0		ug/L	231756	1	10/26/2016 11:23	BN
cis-1,3-Dichloropropene	BRL	5.0		ug/L	231756	1	10/26/2016 11:23	BN
Cyclohexane	BRL	5.0		ug/L	231756	1	10/26/2016 11:23	BN
Dibromochloromethane	BRL	5.0		ug/L	231756	1	10/26/2016 11:23	BN
Dichlorodifluoromethane	BRL	10		ug/L	231756	1	10/26/2016 11:23	BN
Ethylbenzene	BRL	5.0		ug/L	231756	1	10/26/2016 11:23	BN
Freon-113	BRL	10		ug/L	231756	1	10/26/2016 11:23	BN
Isopropylbenzene	BRL	5.0		ug/L	231756	1	10/26/2016 11:23	BN
m,p-Xylene	BRL	5.0		ug/L	231756	1	10/26/2016 11:23	BN
Methyl acetate	BRL	5.0		ug/L	231756	1	10/26/2016 11:23	BN
Methyl tert-butyl ether	BRL	5.0		ug/L	231756	1	10/26/2016 11:23	BN
Methylcyclohexane	BRL	5.0		ug/L	231756	1	10/26/2016 11:23	BN
Methylene chloride	BRL	5.0		ug/L	231756	1	10/26/2016 11:23	BN
o-Xylene	BRL	5.0		ug/L	231756	1	10/26/2016 11:23	BN

Qualifiers:

*	Value exceeds maximum contaminant level	E	Estimated (value above quantitation range)
BRL	Below reporting limit	S	Spike Recovery outside limits due to matrix
H	Holding times for preparation or analysis exceeded	Narr	See case narrative
N	Analyte not NELAC certified	NC	Not confirmed
B	Analyte detected in the associated method blank	<	Less than Result value
>	Greater than Result value	J	Estimated value detected below Reporting Limit

Analytical Environmental Services, Inc

Date: 28-Oct-16

Client:	Environmental Planning Specialists, Inc.	**Client Sample ID:**	16295-MW-37S
Project Name:	Rheem	**Collection Date:**	10/21/2016 9:10:00 AM
Lab ID:	1610J35-001	**Matrix:**	Groundwater

Analyses	Result	Reporting Limit	Qual	Units	BatchID	Dilution Factor	Date Analyzed	Analyst
TCL VOLATILE ORGANICS SW8260B				**(SW5030B)**				
Styrene	BRL	5.0		ug/L	231756	1	10/26/2016 11:23	BN
Tetrachloroethene	BRL	5.0		ug/L	231756	1	10/26/2016 11:23	BN
Toluene	BRL	5.0		ug/L	231756	1	10/26/2016 11:23	BN
trans-1,2-Dichloroethene	BRL	5.0		ug/L	231756	1	10/26/2016 11:23	BN
trans-1,3-Dichloropropene	BRL	5.0		ug/L	231756	1	10/26/2016 11:23	BN
Trichloroethene	BRL	5.0		ug/L	231756	1	10/26/2016 11:23	BN
Trichlorofluoromethane	BRL	5.0		ug/L	231756	1	10/26/2016 11:23	BN
Vinyl chloride	BRL	2.0		ug/L	231756	1	10/26/2016 11:23	BN
Surr: 4-Bromofluorobenzene	88.7	70.7-125		%REC	231756	1	10/26/2016 11:23	BN
Surr: Dibromofluoromethane	105	82.2-120		%REC	231756	1	10/26/2016 11:23	BN
Surr: Toluene-d8	95.3	81.8-120		%REC	231756	1	10/26/2016 11:23	BN

Qualifiers:

*	Value exceeds maximum contaminant level	E	Estimated (value above quantitation range)
BRL	Below reporting limit	S	Spike Recovery outside limits due to matrix
H	Holding times for preparation or analysis exceeded	Narr	See case narrative
N	Analyte not NELAC certified	NC	Not confirmed
B	Analyte detected in the associated method blank	<	Less than Result value
>	Greater than Result value	J	Estimated value detected below Reporting Limit

Analytical Environmental Services, Inc

Date: 28-Oct-16

Client:	Environmental Planning Specialists, Inc.	**Client Sample ID:**	16295-MW-38S
Project Name:	Rheem	**Collection Date:**	10/21/2016 9:20:00 AM
Lab ID:	1610J35-002	**Matrix:**	Groundwater

Analyses	Result	Reporting Limit	Qual	Units	BatchID	Dilution Factor	Date Analyzed	Analyst
TCL VOLATILE ORGANICS SW8260B				**(SW5030B)**				
1,1,1-Trichloroethane	BRL	5.0		ug/L	231756	1	10/26/2016 11:48	BN
1,1,2,2-Tetrachloroethane	BRL	5.0		ug/L	231756	1	10/26/2016 11:48	BN
1,1,2-Trichloroethane	BRL	5.0		ug/L	231756	1	10/26/2016 11:48	BN
1,1-Dichloroethane	BRL	5.0		ug/L	231756	1	10/26/2016 11:48	BN
1,1-Dichloroethene	BRL	5.0		ug/L	231756	1	10/26/2016 11:48	BN
1,2,4-Trichlorobenzene	BRL	5.0		ug/L	231756	1	10/26/2016 11:48	BN
1,2-Dibromo-3-chloropropane	BRL	5.0		ug/L	231756	1	10/26/2016 11:48	BN
1,2-Dibromoethane	BRL	5.0		ug/L	231756	1	10/26/2016 11:48	BN
1,2-Dichlorobenzene	BRL	5.0		ug/L	231756	1	10/26/2016 11:48	BN
1,2-Dichloroethane	BRL	5.0		ug/L	231756	1	10/26/2016 11:48	BN
1,2-Dichloropropane	BRL	5.0		ug/L	231756	1	10/26/2016 11:48	BN
1,3-Dichlorobenzene	BRL	5.0		ug/L	231756	1	10/26/2016 11:48	BN
1,4-Dichlorobenzene	BRL	5.0		ug/L	231756	1	10/26/2016 11:48	BN
2-Butanone	BRL	50		ug/L	231756	1	10/26/2016 11:48	BN
2-Hexanone	BRL	10		ug/L	231756	1	10/26/2016 11:48	BN
4-Methyl-2-pentanone	BRL	10		ug/L	231756	1	10/26/2016 11:48	BN
Acetone	BRL	50		ug/L	231756	1	10/26/2016 11:48	BN
Benzene	BRL	5.0		ug/L	231756	1	10/26/2016 11:48	BN
Bromodichloromethane	BRL	5.0		ug/L	231756	1	10/26/2016 11:48	BN
Bromoform	BRL	5.0		ug/L	231756	1	10/26/2016 11:48	BN
Bromomethane	BRL	5.0		ug/L	231756	1	10/26/2016 11:48	BN
Carbon disulfide	BRL	5.0		ug/L	231756	1	10/26/2016 11:48	BN
Carbon tetrachloride	BRL	5.0		ug/L	231756	1	10/26/2016 11:48	BN
Chlorobenzene	BRL	5.0		ug/L	231756	1	10/26/2016 11:48	BN
Chloroethane	BRL	10		ug/L	231756	1	10/26/2016 11:48	BN
Chloroform	BRL	5.0		ug/L	231756	1	10/26/2016 11:48	BN
Chloromethane	BRL	10		ug/L	231756	1	10/26/2016 11:48	BN
cis-1,2-Dichloroethene	BRL	5.0		ug/L	231756	1	10/26/2016 11:48	BN
cis-1,3-Dichloropropene	BRL	5.0		ug/L	231756	1	10/26/2016 11:48	BN
Cyclohexane	BRL	5.0		ug/L	231756	1	10/26/2016 11:48	BN
Dibromochloromethane	BRL	5.0		ug/L	231756	1	10/26/2016 11:48	BN
Dichlorodifluoromethane	BRL	10		ug/L	231756	1	10/26/2016 11:48	BN
Ethylbenzene	BRL	5.0		ug/L	231756	1	10/26/2016 11:48	BN
Freon-113	BRL	10		ug/L	231756	1	10/26/2016 11:48	BN
Isopropylbenzene	BRL	5.0		ug/L	231756	1	10/26/2016 11:48	BN
m,p-Xylene	BRL	5.0		ug/L	231756	1	10/26/2016 11:48	BN
Methyl acetate	BRL	5.0		ug/L	231756	1	10/26/2016 11:48	BN
Methyl tert-butyl ether	BRL	5.0		ug/L	231756	1	10/26/2016 11:48	BN
Methylcyclohexane	BRL	5.0		ug/L	231756	1	10/26/2016 11:48	BN
Methylene chloride	BRL	5.0		ug/L	231756	1	10/26/2016 11:48	BN
o-Xylene	BRL	5.0		ug/L	231756	1	10/26/2016 11:48	BN

Qualifiers:

*	Value exceeds maximum contaminant level	E	Estimated (value above quantitation range)
BRL	Below reporting limit	S	Spike Recovery outside limits due to matrix
H	Holding times for preparation or analysis exceeded	Narr	See case narrative
N	Analyte not NELAC certified	NC	Not confirmed
B	Analyte detected in the associated method blank	<	Less than Result value
>	Greater than Result value	J	Estimated value detected below Reporting Limit

Analytical Environmental Services, Inc

Date: 28-Oct-16

Client:	Environmental Planning Specialists, Inc.	**Client Sample ID:**	16295-MW-38S
Project Name:	Rheem	**Collection Date:**	10/21/2016 9:20:00 AM
Lab ID:	1610J35-002	**Matrix:**	Groundwater

Analyses	Result	Reporting Limit	Qual	Units	BatchID	Dilution Factor	Date Analyzed	Analyst
TCL VOLATILE ORGANICS SW8260B				**(SW5030B)**				
Styrene	BRL	5.0		ug/L	231756	1	10/26/2016 11:48	BN
Tetrachloroethene	BRL	5.0		ug/L	231756	1	10/26/2016 11:48	BN
Toluene	BRL	5.0		ug/L	231756	1	10/26/2016 11:48	BN
trans-1,2-Dichloroethene	BRL	5.0		ug/L	231756	1	10/26/2016 11:48	BN
trans-1,3-Dichloropropene	BRL	5.0		ug/L	231756	1	10/26/2016 11:48	BN
Trichloroethene	BRL	5.0		ug/L	231756	1	10/26/2016 11:48	BN
Trichlorofluoromethane	BRL	5.0		ug/L	231756	1	10/26/2016 11:48	BN
Vinyl chloride	BRL	2.0		ug/L	231756	1	10/26/2016 11:48	BN
Surr: 4-Bromofluorobenzene	86.9	70.7-125		%REC	231756	1	10/26/2016 11:48	BN
Surr: Dibromofluoromethane	109	82.2-120		%REC	231756	1	10/26/2016 11:48	BN
Surr: Toluene-d8	98.2	81.8-120		%REC	231756	1	10/26/2016 11:48	BN

Qualifiers:

*	Value exceeds maximum contaminant level	E	Estimated (value above quantitation range)
BRL	Below reporting limit	S	Spike Recovery outside limits due to matrix
H	Holding times for preparation or analysis exceeded	Narr	See case narrative
N	Analyte not NELAC certified	NC	Not confirmed
B	Analyte detected in the associated method blank	<	Less than Result value
>	Greater than Result value	J	Estimated value detected below Reporting Limit

Analytical Environmental Services, Inc

Date: 28-Oct-16

Client:	Environmental Planning Specialists, Inc.	**Client Sample ID:**	16295-MW-41A
Project Name:	Rheem	**Collection Date:**	10/21/2016 10:45:00 AM
Lab ID:	1610J35-003	**Matrix:**	Groundwater

Analyses	Result	Reporting Limit	Qual	Units	BatchID	Dilution Factor	Date Analyzed	Analyst
TCL VOLATILE ORGANICS SW8260B				**(SW5030B)**				
1,1,1-Trichloroethane	BRL	5.0		ug/L	231756	1	10/27/2016 11:36	BN
1,1,2,2-Tetrachloroethane	BRL	5.0		ug/L	231756	1	10/27/2016 11:36	BN
1,1,2-Trichloroethane	BRL	5.0		ug/L	231756	1	10/27/2016 11:36	BN
1,1-Dichloroethane	BRL	5.0		ug/L	231756	1	10/27/2016 11:36	BN
1,1-Dichloroethene	BRL	5.0		ug/L	231756	1	10/27/2016 11:36	BN
1,2,4-Trichlorobenzene	BRL	5.0		ug/L	231756	1	10/27/2016 11:36	BN
1,2-Dibromo-3-chloropropane	BRL	5.0		ug/L	231756	1	10/27/2016 11:36	BN
1,2-Dibromoethane	BRL	5.0		ug/L	231756	1	10/27/2016 11:36	BN
1,2-Dichlorobenzene	BRL	5.0		ug/L	231756	1	10/27/2016 11:36	BN
1,2-Dichloroethane	BRL	5.0		ug/L	231756	1	10/27/2016 11:36	BN
1,2-Dichloropropane	BRL	5.0		ug/L	231756	1	10/27/2016 11:36	BN
1,3-Dichlorobenzene	BRL	5.0		ug/L	231756	1	10/27/2016 11:36	BN
1,4-Dichlorobenzene	BRL	5.0		ug/L	231756	1	10/27/2016 11:36	BN
2-Butanone	BRL	50		ug/L	231756	1	10/27/2016 11:36	BN
2-Hexanone	BRL	10		ug/L	231756	1	10/27/2016 11:36	BN
4-Methyl-2-pentanone	BRL	10		ug/L	231756	1	10/27/2016 11:36	BN
Acetone	BRL	50		ug/L	231756	1	10/27/2016 11:36	BN
Benzene	BRL	5.0		ug/L	231756	1	10/27/2016 11:36	BN
Bromodichloromethane	BRL	5.0		ug/L	231756	1	10/27/2016 11:36	BN
Bromoform	BRL	5.0		ug/L	231756	1	10/27/2016 11:36	BN
Bromomethane	BRL	5.0		ug/L	231756	1	10/27/2016 11:36	BN
Carbon disulfide	BRL	5.0		ug/L	231756	1	10/27/2016 11:36	BN
Carbon tetrachloride	BRL	5.0		ug/L	231756	1	10/27/2016 11:36	BN
Chlorobenzene	BRL	5.0		ug/L	231756	1	10/27/2016 11:36	BN
Chloroethane	BRL	10		ug/L	231756	1	10/27/2016 11:36	BN
Chloroform	BRL	5.0		ug/L	231756	1	10/27/2016 11:36	BN
Chloromethane	BRL	10		ug/L	231756	1	10/27/2016 11:36	BN
cis-1,2-Dichloroethene	BRL	5.0		ug/L	231756	1	10/27/2016 11:36	BN
cis-1,3-Dichloropropene	BRL	5.0		ug/L	231756	1	10/27/2016 11:36	BN
Cyclohexane	BRL	5.0		ug/L	231756	1	10/27/2016 11:36	BN
Dibromochloromethane	BRL	5.0		ug/L	231756	1	10/27/2016 11:36	BN
Dichlorodifluoromethane	BRL	10		ug/L	231756	1	10/27/2016 11:36	BN
Ethylbenzene	BRL	5.0		ug/L	231756	1	10/27/2016 11:36	BN
Freon-113	BRL	10		ug/L	231756	1	10/27/2016 11:36	BN
Isopropylbenzene	BRL	5.0		ug/L	231756	1	10/27/2016 11:36	BN
m,p-Xylene	BRL	5.0		ug/L	231756	1	10/27/2016 11:36	BN
Methyl acetate	BRL	5.0		ug/L	231756	1	10/27/2016 11:36	BN
Methyl tert-butyl ether	BRL	5.0		ug/L	231756	1	10/27/2016 11:36	BN
Methylcyclohexane	BRL	5.0		ug/L	231756	1	10/27/2016 11:36	BN
Methylene chloride	BRL	5.0		ug/L	231756	1	10/27/2016 11:36	BN
o-Xylene	BRL	5.0		ug/L	231756	1	10/27/2016 11:36	BN

Qualifiers:

*	Value exceeds maximum contaminant level	E	Estimated (value above quantitation range)
BRL	Below reporting limit	S	Spike Recovery outside limits due to matrix
H	Holding times for preparation or analysis exceeded	Narr	See case narrative
N	Analyte not NELAC certified	NC	Not confirmed
B	Analyte detected in the associated method blank	<	Less than Result value
>	Greater than Result value	J	Estimated value detected below Reporting Limit

Analytical Environmental Services, Inc

Date: 28-Oct-16

Client:	Environmental Planning Specialists, Inc.	**Client Sample ID:**	16295-MW-41A
Project Name:	Rheem	**Collection Date:**	10/21/2016 10:45:00 AM
Lab ID:	1610J35-003	**Matrix:**	Groundwater

Analyses	Result	Reporting Limit	Qual	Units	BatchID	Dilution Factor	Date Analyzed	Analyst
TCL VOLATILE ORGANICS SW8260B				**(SW5030B)**				
Styrene	BRL	5.0		ug/L	231756	1	10/27/2016 11:36	BN
Tetrachloroethene	BRL	5.0		ug/L	231756	1	10/27/2016 11:36	BN
Toluene	BRL	5.0		ug/L	231756	1	10/27/2016 11:36	BN
trans-1,2-Dichloroethene	BRL	5.0		ug/L	231756	1	10/27/2016 11:36	BN
trans-1,3-Dichloropropene	BRL	5.0		ug/L	231756	1	10/27/2016 11:36	BN
Trichloroethene	BRL	5.0		ug/L	231756	1	10/27/2016 11:36	BN
Trichlorofluoromethane	BRL	5.0		ug/L	231756	1	10/27/2016 11:36	BN
Vinyl chloride	BRL	2.0		ug/L	231756	1	10/27/2016 11:36	BN
Surr: 4-Bromofluorobenzene	92.8	70.7-125		%REC	231756	1	10/27/2016 11:36	BN
Surr: Dibromofluoromethane	106	82.2-120		%REC	231756	1	10/27/2016 11:36	BN
Surr: Toluene-d8	97.1	81.8-120		%REC	231756	1	10/27/2016 11:36	BN

Qualifiers:

*	Value exceeds maximum contaminant level	E	Estimated (value above quantitation range)
BRL	Below reporting limit	S	Spike Recovery outside limits due to matrix
H	Holding times for preparation or analysis exceeded	Narr	See case narrative
N	Analyte not NELAC certified	NC	Not confirmed
B	Analyte detected in the associated method blank	<	Less than Result value
>	Greater than Result value	J	Estimated value detected below Reporting Limit

Analytical Environmental Services, Inc

Date: 28-Oct-16

Client:	Environmental Planning Specialists, Inc.	**Client Sample ID:**	16295-MW-41E
Project Name:	Rheem	**Collection Date:**	10/21/2016 10:50:00 AM
Lab ID:	1610J35-004	**Matrix:**	Groundwater

Analyses	Result	Reporting Limit	Qual	Units	BatchID	Dilution Factor	Date Analyzed	Analyst
TCL VOLATILE ORGANICS SW8260B				**(SW5030B)**				
1,1,1-Trichloroethane	BRL	5.0		ug/L	231756	1	10/27/2016 12:02	BN
1,1,2,2-Tetrachloroethane	BRL	5.0		ug/L	231756	1	10/27/2016 12:02	BN
1,1,2-Trichloroethane	BRL	5.0		ug/L	231756	1	10/27/2016 12:02	BN
1,1-Dichloroethane	BRL	5.0		ug/L	231756	1	10/27/2016 12:02	BN
1,1-Dichloroethene	BRL	5.0		ug/L	231756	1	10/27/2016 12:02	BN
1,2,4-Trichlorobenzene	BRL	5.0		ug/L	231756	1	10/27/2016 12:02	BN
1,2-Dibromo-3-chloropropane	BRL	5.0		ug/L	231756	1	10/27/2016 12:02	BN
1,2-Dibromoethane	BRL	5.0		ug/L	231756	1	10/27/2016 12:02	BN
1,2-Dichlorobenzene	BRL	5.0		ug/L	231756	1	10/27/2016 12:02	BN
1,2-Dichloroethane	BRL	5.0		ug/L	231756	1	10/27/2016 12:02	BN
1,2-Dichloropropane	BRL	5.0		ug/L	231756	1	10/27/2016 12:02	BN
1,3-Dichlorobenzene	BRL	5.0		ug/L	231756	1	10/27/2016 12:02	BN
1,4-Dichlorobenzene	BRL	5.0		ug/L	231756	1	10/27/2016 12:02	BN
2-Butanone	BRL	50		ug/L	231756	1	10/27/2016 12:02	BN
2-Hexanone	BRL	10		ug/L	231756	1	10/27/2016 12:02	BN
4-Methyl-2-pentanone	BRL	10		ug/L	231756	1	10/27/2016 12:02	BN
Acetone	BRL	50		ug/L	231756	1	10/27/2016 12:02	BN
Benzene	BRL	5.0		ug/L	231756	1	10/27/2016 12:02	BN
Bromodichloromethane	BRL	5.0		ug/L	231756	1	10/27/2016 12:02	BN
Bromoform	BRL	5.0		ug/L	231756	1	10/27/2016 12:02	BN
Bromomethane	BRL	5.0		ug/L	231756	1	10/27/2016 12:02	BN
Carbon disulfide	BRL	5.0		ug/L	231756	1	10/27/2016 12:02	BN
Carbon tetrachloride	BRL	5.0		ug/L	231756	1	10/27/2016 12:02	BN
Chlorobenzene	BRL	5.0		ug/L	231756	1	10/27/2016 12:02	BN
Chloroethane	BRL	10		ug/L	231756	1	10/27/2016 12:02	BN
Chloroform	BRL	5.0		ug/L	231756	1	10/27/2016 12:02	BN
Chloromethane	BRL	10		ug/L	231756	1	10/27/2016 12:02	BN
cis-1,2-Dichloroethene	5.8	5.0		ug/L	231756	1	10/27/2016 12:02	BN
cis-1,3-Dichloropropene	BRL	5.0		ug/L	231756	1	10/27/2016 12:02	BN
Cyclohexane	BRL	5.0		ug/L	231756	1	10/27/2016 12:02	BN
Dibromochloromethane	BRL	5.0		ug/L	231756	1	10/27/2016 12:02	BN
Dichlorodifluoromethane	BRL	10		ug/L	231756	1	10/27/2016 12:02	BN
Ethylbenzene	BRL	5.0		ug/L	231756	1	10/27/2016 12:02	BN
Freon-113	BRL	10		ug/L	231756	1	10/27/2016 12:02	BN
Isopropylbenzene	BRL	5.0		ug/L	231756	1	10/27/2016 12:02	BN
m,p-Xylene	BRL	5.0		ug/L	231756	1	10/27/2016 12:02	BN
Methyl acetate	BRL	5.0		ug/L	231756	1	10/27/2016 12:02	BN
Methyl tert-butyl ether	BRL	5.0		ug/L	231756	1	10/27/2016 12:02	BN
Methylcyclohexane	BRL	5.0		ug/L	231756	1	10/27/2016 12:02	BN
Methylene chloride	BRL	5.0		ug/L	231756	1	10/27/2016 12:02	BN
o-Xylene	BRL	5.0		ug/L	231756	1	10/27/2016 12:02	BN

Qualifiers:

*	Value exceeds maximum contaminant level	E	Estimated (value above quantitation range)
BRL	Below reporting limit	S	Spike Recovery outside limits due to matrix
H	Holding times for preparation or analysis exceeded	Narr	See case narrative
N	Analyte not NELAC certified	NC	Not confirmed
B	Analyte detected in the associated method blank	<	Less than Result value
>	Greater than Result value	J	Estimated value detected below Reporting Limit

Analytical Environmental Services, Inc

Date: 28-Oct-16

Client:	Environmental Planning Specialists, Inc.	**Client Sample ID:**	16295-MW-41E
Project Name:	Rheem	**Collection Date:**	10/21/2016 10:50:00 AM
Lab ID:	1610J35-004	**Matrix:**	Groundwater

Analyses	Result	Reporting Limit	Qual	Units	BatchID	Dilution Factor	Date Analyzed	Analyst
TCL VOLATILE ORGANICS SW8260B				**(SW5030B)**				
Styrene	BRL	5.0		ug/L	231756	1	10/27/2016 12:02	BN
Tetrachloroethene	BRL	5.0		ug/L	231756	1	10/27/2016 12:02	BN
Toluene	BRL	5.0		ug/L	231756	1	10/27/2016 12:02	BN
trans-1,2-Dichloroethene	BRL	5.0		ug/L	231756	1	10/27/2016 12:02	BN
trans-1,3-Dichloropropene	BRL	5.0		ug/L	231756	1	10/27/2016 12:02	BN
Trichloroethene	BRL	5.0		ug/L	231756	1	10/27/2016 12:02	BN
Trichlorofluoromethane	BRL	5.0		ug/L	231756	1	10/27/2016 12:02	BN
Vinyl chloride	BRL	2.0		ug/L	231756	1	10/27/2016 12:02	BN
Surr: 4-Bromofluorobenzene	91.3	70.7-125		%REC	231756	1	10/27/2016 12:02	BN
Surr: Dibromofluoromethane	95.9	82.2-120		%REC	231756	1	10/27/2016 12:02	BN
Surr: Toluene-d8	91.8	81.8-120		%REC	231756	1	10/27/2016 12:02	BN

Qualifiers:

*	Value exceeds maximum contaminant level	E	Estimated (value above quantitation range)
BRL	Below reporting limit	S	Spike Recovery outside limits due to matrix
H	Holding times for preparation or analysis exceeded	Narr	See case narrative
N	Analyte not NELAC certified	NC	Not confirmed
B	Analyte detected in the associated method blank	<	Less than Result value
>	Greater than Result value	J	Estimated value detected below Reporting Limit

Analytical Environmental Services, Inc

Date: 28-Oct-16

Client:	Environmental Planning Specialists, Inc.	**Client Sample ID:**	16295-MW-42A
Project Name:	Rheem	**Collection Date:**	10/21/2016 11:50:00 AM
Lab ID:	1610J35-005	**Matrix:**	Groundwater

Analyses	Result	Reporting Limit	Qual	Units	BatchID	Dilution Factor	Date Analyzed	Analyst
TCL VOLATILE ORGANICS SW8260B				**(SW5030B)**				
1,1,1-Trichloroethane	BRL	5.0		ug/L	231756	1	10/27/2016 12:29	BN
1,1,2,2-Tetrachloroethane	BRL	5.0		ug/L	231756	1	10/27/2016 12:29	BN
1,1,2-Trichloroethane	BRL	5.0		ug/L	231756	1	10/27/2016 12:29	BN
1,1-Dichloroethane	BRL	5.0		ug/L	231756	1	10/27/2016 12:29	BN
1,1-Dichloroethene	BRL	5.0		ug/L	231756	1	10/27/2016 12:29	BN
1,2,4-Trichlorobenzene	BRL	5.0		ug/L	231756	1	10/27/2016 12:29	BN
1,2-Dibromo-3-chloropropane	BRL	5.0		ug/L	231756	1	10/27/2016 12:29	BN
1,2-Dibromoethane	BRL	5.0		ug/L	231756	1	10/27/2016 12:29	BN
1,2-Dichlorobenzene	BRL	5.0		ug/L	231756	1	10/27/2016 12:29	BN
1,2-Dichloroethane	BRL	5.0		ug/L	231756	1	10/27/2016 12:29	BN
1,2-Dichloropropane	BRL	5.0		ug/L	231756	1	10/27/2016 12:29	BN
1,3-Dichlorobenzene	BRL	5.0		ug/L	231756	1	10/27/2016 12:29	BN
1,4-Dichlorobenzene	BRL	5.0		ug/L	231756	1	10/27/2016 12:29	BN
2-Butanone	BRL	50		ug/L	231756	1	10/27/2016 12:29	BN
2-Hexanone	BRL	10		ug/L	231756	1	10/27/2016 12:29	BN
4-Methyl-2-pentanone	BRL	10		ug/L	231756	1	10/27/2016 12:29	BN
Acetone	BRL	50		ug/L	231756	1	10/27/2016 12:29	BN
Benzene	BRL	5.0		ug/L	231756	1	10/27/2016 12:29	BN
Bromodichloromethane	BRL	5.0		ug/L	231756	1	10/27/2016 12:29	BN
Bromoform	BRL	5.0		ug/L	231756	1	10/27/2016 12:29	BN
Bromomethane	BRL	5.0		ug/L	231756	1	10/27/2016 12:29	BN
Carbon disulfide	BRL	5.0		ug/L	231756	1	10/27/2016 12:29	BN
Carbon tetrachloride	BRL	5.0		ug/L	231756	1	10/27/2016 12:29	BN
Chlorobenzene	BRL	5.0		ug/L	231756	1	10/27/2016 12:29	BN
Chloroethane	BRL	10		ug/L	231756	1	10/27/2016 12:29	BN
Chloroform	BRL	5.0		ug/L	231756	1	10/27/2016 12:29	BN
Chloromethane	BRL	10		ug/L	231756	1	10/27/2016 12:29	BN
cis-1,2-Dichloroethene	BRL	5.0		ug/L	231756	1	10/27/2016 12:29	BN
cis-1,3-Dichloropropene	BRL	5.0		ug/L	231756	1	10/27/2016 12:29	BN
Cyclohexane	BRL	5.0		ug/L	231756	1	10/27/2016 12:29	BN
Dibromochloromethane	BRL	5.0		ug/L	231756	1	10/27/2016 12:29	BN
Dichlorodifluoromethane	BRL	10		ug/L	231756	1	10/27/2016 12:29	BN
Ethylbenzene	BRL	5.0		ug/L	231756	1	10/27/2016 12:29	BN
Freon-113	BRL	10		ug/L	231756	1	10/27/2016 12:29	BN
Isopropylbenzene	BRL	5.0		ug/L	231756	1	10/27/2016 12:29	BN
m,p-Xylene	BRL	5.0		ug/L	231756	1	10/27/2016 12:29	BN
Methyl acetate	BRL	5.0		ug/L	231756	1	10/27/2016 12:29	BN
Methyl tert-butyl ether	BRL	5.0		ug/L	231756	1	10/27/2016 12:29	BN
Methylcyclohexane	BRL	5.0		ug/L	231756	1	10/27/2016 12:29	BN
Methylene chloride	BRL	5.0		ug/L	231756	1	10/27/2016 12:29	BN
o-Xylene	BRL	5.0		ug/L	231756	1	10/27/2016 12:29	BN

Qualifiers:

*	Value exceeds maximum contaminant level	E	Estimated (value above quantitation range)
BRL	Below reporting limit	S	Spike Recovery outside limits due to matrix
H	Holding times for preparation or analysis exceeded	Narr	See case narrative
N	Analyte not NELAC certified	NC	Not confirmed
B	Analyte detected in the associated method blank	<	Less than Result value
>	Greater than Result value	J	Estimated value detected below Reporting Limit

Analytical Environmental Services, Inc

Date: 28-Oct-16

Client:	Environmental Planning Specialists, Inc.	**Client Sample ID:**	16295-MW-42A
Project Name:	Rheem	**Collection Date:**	10/21/2016 11:50:00 AM
Lab ID:	1610J35-005	**Matrix:**	Groundwater

Analyses	Result	Reporting Limit	Qual	Units	BatchID	Dilution Factor	Date Analyzed	Analyst
TCL VOLATILE ORGANICS SW8260B				**(SW5030B)**				
Styrene	BRL	5.0		ug/L	231756	1	10/27/2016 12:29	BN
Tetrachloroethene	BRL	5.0		ug/L	231756	1	10/27/2016 12:29	BN
Toluene	BRL	5.0		ug/L	231756	1	10/27/2016 12:29	BN
trans-1,2-Dichloroethene	BRL	5.0		ug/L	231756	1	10/27/2016 12:29	BN
trans-1,3-Dichloropropene	BRL	5.0		ug/L	231756	1	10/27/2016 12:29	BN
Trichloroethene	BRL	5.0		ug/L	231756	1	10/27/2016 12:29	BN
Trichlorofluoromethane	BRL	5.0		ug/L	231756	1	10/27/2016 12:29	BN
Vinyl chloride	BRL	2.0		ug/L	231756	1	10/27/2016 12:29	BN
Surr: 4-Bromofluorobenzene	88.7	70.7-125		%REC	231756	1	10/27/2016 12:29	BN
Surr: Dibromofluoromethane	97.1	82.2-120		%REC	231756	1	10/27/2016 12:29	BN
Surr: Toluene-d8	91.5	81.8-120		%REC	231756	1	10/27/2016 12:29	BN

Qualifiers:

*	Value exceeds maximum contaminant level	E	Estimated (value above quantitation range)
BRL	Below reporting limit	S	Spike Recovery outside limits due to matrix
H	Holding times for preparation or analysis exceeded	Narr	See case narrative
N	Analyte not NELAC certified	NC	Not confirmed
B	Analyte detected in the associated method blank	<	Less than Result value
>	Greater than Result value	J	Estimated value detected below Reporting Limit

Analytical Environmental Services, Inc

Date: 28-Oct-16

Client:	Environmental Planning Specialists, Inc.	**Client Sample ID:**	16295-MW-42B
Project Name:	Rheem	**Collection Date:**	10/21/2016 11:55:00 AM
Lab ID:	1610J35-006	**Matrix:**	Groundwater

Analyses	Result	Reporting Limit	Qual	Units	BatchID	Dilution Factor	Date Analyzed	Analyst
TCL VOLATILE ORGANICS SW8260B				**(SW5030B)**				
1,1,1-Trichloroethane	BRL	5.0		ug/L	231756	1	10/27/2016 17:13	BN
1,1,2,2-Tetrachloroethane	BRL	5.0		ug/L	231756	1	10/27/2016 17:13	BN
1,1,2-Trichloroethane	BRL	5.0		ug/L	231756	1	10/27/2016 17:13	BN
1,1-Dichloroethane	BRL	5.0		ug/L	231756	1	10/27/2016 17:13	BN
1,1-Dichloroethene	BRL	5.0		ug/L	231756	1	10/27/2016 17:13	BN
1,2,4-Trichlorobenzene	BRL	5.0		ug/L	231756	1	10/27/2016 17:13	BN
1,2-Dibromo-3-chloropropane	BRL	5.0		ug/L	231756	1	10/27/2016 17:13	BN
1,2-Dibromoethane	BRL	5.0		ug/L	231756	1	10/27/2016 17:13	BN
1,2-Dichlorobenzene	BRL	5.0		ug/L	231756	1	10/27/2016 17:13	BN
1,2-Dichloroethane	BRL	5.0		ug/L	231756	1	10/27/2016 17:13	BN
1,2-Dichloropropane	BRL	5.0		ug/L	231756	1	10/27/2016 17:13	BN
1,3-Dichlorobenzene	BRL	5.0		ug/L	231756	1	10/27/2016 17:13	BN
1,4-Dichlorobenzene	BRL	5.0		ug/L	231756	1	10/27/2016 17:13	BN
2-Butanone	BRL	50		ug/L	231756	1	10/27/2016 17:13	BN
2-Hexanone	BRL	10		ug/L	231756	1	10/27/2016 17:13	BN
4-Methyl-2-pentanone	BRL	10		ug/L	231756	1	10/27/2016 17:13	BN
Acetone	BRL	50		ug/L	231756	1	10/27/2016 17:13	BN
Benzene	BRL	5.0		ug/L	231756	1	10/27/2016 17:13	BN
Bromodichloromethane	BRL	5.0		ug/L	231756	1	10/27/2016 17:13	BN
Bromoform	BRL	5.0		ug/L	231756	1	10/27/2016 17:13	BN
Bromomethane	BRL	5.0		ug/L	231756	1	10/27/2016 17:13	BN
Carbon disulfide	BRL	5.0		ug/L	231756	1	10/27/2016 17:13	BN
Carbon tetrachloride	BRL	5.0		ug/L	231756	1	10/27/2016 17:13	BN
Chlorobenzene	BRL	5.0		ug/L	231756	1	10/27/2016 17:13	BN
Chloroethane	BRL	10		ug/L	231756	1	10/27/2016 17:13	BN
Chloroform	BRL	5.0		ug/L	231756	1	10/27/2016 17:13	BN
Chloromethane	BRL	10		ug/L	231756	1	10/27/2016 17:13	BN
cis-1,2-Dichloroethene	BRL	5.0		ug/L	231756	1	10/27/2016 17:13	BN
cis-1,3-Dichloropropene	BRL	5.0		ug/L	231756	1	10/27/2016 17:13	BN
Cyclohexane	BRL	5.0		ug/L	231756	1	10/27/2016 17:13	BN
Dibromochloromethane	BRL	5.0		ug/L	231756	1	10/27/2016 17:13	BN
Dichlorodifluoromethane	BRL	10		ug/L	231756	1	10/27/2016 17:13	BN
Ethylbenzene	BRL	5.0		ug/L	231756	1	10/27/2016 17:13	BN
Freon-113	BRL	10		ug/L	231756	1	10/27/2016 17:13	BN
Isopropylbenzene	BRL	5.0		ug/L	231756	1	10/27/2016 17:13	BN
m,p-Xylene	BRL	5.0		ug/L	231756	1	10/27/2016 17:13	BN
Methyl acetate	BRL	5.0		ug/L	231756	1	10/27/2016 17:13	BN
Methyl tert-butyl ether	BRL	5.0		ug/L	231756	1	10/27/2016 17:13	BN
Methylcyclohexane	BRL	5.0		ug/L	231756	1	10/27/2016 17:13	BN
Methylene chloride	BRL	5.0		ug/L	231756	1	10/27/2016 17:13	BN
o-Xylene	BRL	5.0		ug/L	231756	1	10/27/2016 17:13	BN

Qualifiers:

*	Value exceeds maximum contaminant level	E	Estimated (value above quantitation range)
BRL	Below reporting limit	S	Spike Recovery outside limits due to matrix
H	Holding times for preparation or analysis exceeded	Narr	See case narrative
N	Analyte not NELAC certified	NC	Not confirmed
B	Analyte detected in the associated method blank	<	Less than Result value
>	Greater than Result value	J	Estimated value detected below Reporting Limit

Analytical Environmental Services, Inc

Date: 28-Oct-16

Client:	Environmental Planning Specialists, Inc.	**Client Sample ID:**	16295-MW-42B
Project Name:	Rheem	**Collection Date:**	10/21/2016 11:55:00 AM
Lab ID:	1610J35-006	**Matrix:**	Groundwater

Analyses	Result	Reporting Limit	Qual	Units	BatchID	Dilution Factor	Date Analyzed	Analyst
TCL VOLATILE ORGANICS SW8260B				**(SW5030B)**				
Styrene	BRL	5.0		ug/L	231756	1	10/27/2016 17:13	BN
Tetrachloroethene	BRL	5.0		ug/L	231756	1	10/27/2016 17:13	BN
Toluene	BRL	5.0		ug/L	231756	1	10/27/2016 17:13	BN
trans-1,2-Dichloroethene	BRL	5.0		ug/L	231756	1	10/27/2016 17:13	BN
trans-1,3-Dichloropropene	BRL	5.0		ug/L	231756	1	10/27/2016 17:13	BN
Trichloroethene	BRL	5.0		ug/L	231756	1	10/27/2016 17:13	BN
Trichlorofluoromethane	BRL	5.0		ug/L	231756	1	10/27/2016 17:13	BN
Vinyl chloride	BRL	2.0		ug/L	231756	1	10/27/2016 17:13	BN
Surr: 4-Bromofluorobenzene	97.2	70.7-125		%REC	231756	1	10/27/2016 17:13	BN
Surr: Dibromofluoromethane	113	82.2-120		%REC	231756	1	10/27/2016 17:13	BN
Surr: Toluene-d8	101	81.8-120		%REC	231756	1	10/27/2016 17:13	BN

Qualifiers:

*	Value exceeds maximum contaminant level	E	Estimated (value above quantitation range)
BRL	Below reporting limit	S	Spike Recovery outside limits due to matrix
H	Holding times for preparation or analysis exceeded	Narr	See case narrative
N	Analyte not NELAC certified	NC	Not confirmed
B	Analyte detected in the associated method blank	<	Less than Result value
>	Greater than Result value	J	Estimated value detected below Reporting Limit

Analytical Environmental Services, Inc

Date: 28-Oct-16

Client:	Environmental Planning Specialists, Inc.	**Client Sample ID:**	16295-MW-39
Project Name:	Rheem	**Collection Date:**	10/21/2016 12:20:00 PM
Lab ID:	1610J35-007	**Matrix:**	Groundwater

Analyses	Result	Reporting Limit	Qual	Units	BatchID	Dilution Factor	Date Analyzed	Analyst
TCL VOLATILE ORGANICS SW8260B				**(SW5030B)**				
1,1,1-Trichloroethane	BRL	5.0		ug/L	231756	1	10/27/2016 17:39	BN
1,1,2,2-Tetrachloroethane	BRL	5.0		ug/L	231756	1	10/27/2016 17:39	BN
1,1,2-Trichloroethane	BRL	5.0		ug/L	231756	1	10/27/2016 17:39	BN
1,1-Dichloroethane	BRL	5.0		ug/L	231756	1	10/27/2016 17:39	BN
1,1-Dichloroethene	BRL	5.0		ug/L	231756	1	10/27/2016 17:39	BN
1,2,4-Trichlorobenzene	BRL	5.0		ug/L	231756	1	10/27/2016 17:39	BN
1,2-Dibromo-3-chloropropane	BRL	5.0		ug/L	231756	1	10/27/2016 17:39	BN
1,2-Dibromoethane	BRL	5.0		ug/L	231756	1	10/27/2016 17:39	BN
1,2-Dichlorobenzene	BRL	5.0		ug/L	231756	1	10/27/2016 17:39	BN
1,2-Dichloroethane	BRL	5.0		ug/L	231756	1	10/27/2016 17:39	BN
1,2-Dichloropropane	BRL	5.0		ug/L	231756	1	10/27/2016 17:39	BN
1,3-Dichlorobenzene	BRL	5.0		ug/L	231756	1	10/27/2016 17:39	BN
1,4-Dichlorobenzene	BRL	5.0		ug/L	231756	1	10/27/2016 17:39	BN
2-Butanone	BRL	50		ug/L	231756	1	10/27/2016 17:39	BN
2-Hexanone	BRL	10		ug/L	231756	1	10/27/2016 17:39	BN
4-Methyl-2-pentanone	BRL	10		ug/L	231756	1	10/27/2016 17:39	BN
Acetone	BRL	50		ug/L	231756	1	10/27/2016 17:39	BN
Benzene	BRL	5.0		ug/L	231756	1	10/27/2016 17:39	BN
Bromodichloromethane	BRL	5.0		ug/L	231756	1	10/27/2016 17:39	BN
Bromoform	BRL	5.0		ug/L	231756	1	10/27/2016 17:39	BN
Bromomethane	BRL	5.0		ug/L	231756	1	10/27/2016 17:39	BN
Carbon disulfide	BRL	5.0		ug/L	231756	1	10/27/2016 17:39	BN
Carbon tetrachloride	BRL	5.0		ug/L	231756	1	10/27/2016 17:39	BN
Chlorobenzene	BRL	5.0		ug/L	231756	1	10/27/2016 17:39	BN
Chloroethane	BRL	10		ug/L	231756	1	10/27/2016 17:39	BN
Chloroform	BRL	5.0		ug/L	231756	1	10/27/2016 17:39	BN
Chloromethane	BRL	10		ug/L	231756	1	10/27/2016 17:39	BN
cis-1,2-Dichloroethene	BRL	5.0		ug/L	231756	1	10/27/2016 17:39	BN
cis-1,3-Dichloropropene	BRL	5.0		ug/L	231756	1	10/27/2016 17:39	BN
Cyclohexane	BRL	5.0		ug/L	231756	1	10/27/2016 17:39	BN
Dibromochloromethane	BRL	5.0		ug/L	231756	1	10/27/2016 17:39	BN
Dichlorodifluoromethane	BRL	10		ug/L	231756	1	10/27/2016 17:39	BN
Ethylbenzene	BRL	5.0		ug/L	231756	1	10/27/2016 17:39	BN
Freon-113	BRL	10		ug/L	231756	1	10/27/2016 17:39	BN
Isopropylbenzene	BRL	5.0		ug/L	231756	1	10/27/2016 17:39	BN
m,p-Xylene	BRL	5.0		ug/L	231756	1	10/27/2016 17:39	BN
Methyl acetate	BRL	5.0		ug/L	231756	1	10/27/2016 17:39	BN
Methyl tert-butyl ether	BRL	5.0		ug/L	231756	1	10/27/2016 17:39	BN
Methylcyclohexane	BRL	5.0		ug/L	231756	1	10/27/2016 17:39	BN
Methylene chloride	BRL	5.0		ug/L	231756	1	10/27/2016 17:39	BN
o-Xylene	BRL	5.0		ug/L	231756	1	10/27/2016 17:39	BN

Qualifiers:

*	Value exceeds maximum contaminant level	E	Estimated (value above quantitation range)
BRL	Below reporting limit	S	Spike Recovery outside limits due to matrix
H	Holding times for preparation or analysis exceeded	Narr	See case narrative
N	Analyte not NELAC certified	NC	Not confirmed
B	Analyte detected in the associated method blank	<	Less than Result value
>	Greater than Result value	J	Estimated value detected below Reporting Limit

Analytical Environmental Services, Inc

Date: 28-Oct-16

Client:	Environmental Planning Specialists, Inc.	**Client Sample ID:**	16295-MW-39
Project Name:	Rheem	**Collection Date:**	10/21/2016 12:20:00 PM
Lab ID:	1610J35-007	**Matrix:**	Groundwater

Analyses	Result	Reporting Limit	Qual	Units	BatchID	Dilution Factor	Date Analyzed	Analyst
TCL VOLATILE ORGANICS SW8260B				**(SW5030B)**				
Styrene	BRL	5.0		ug/L	231756	1	10/27/2016 17:39	BN
Tetrachloroethene	BRL	5.0		ug/L	231756	1	10/27/2016 17:39	BN
Toluene	BRL	5.0		ug/L	231756	1	10/27/2016 17:39	BN
trans-1,2-Dichloroethene	BRL	5.0		ug/L	231756	1	10/27/2016 17:39	BN
trans-1,3-Dichloropropene	BRL	5.0		ug/L	231756	1	10/27/2016 17:39	BN
Trichloroethene	BRL	5.0		ug/L	231756	1	10/27/2016 17:39	BN
Trichlorofluoromethane	BRL	5.0		ug/L	231756	1	10/27/2016 17:39	BN
Vinyl chloride	BRL	2.0		ug/L	231756	1	10/27/2016 17:39	BN
Surr: 4-Bromofluorobenzene	92.3	70.7-125		%REC	231756	1	10/27/2016 17:39	BN
Surr: Dibromofluoromethane	103	82.2-120		%REC	231756	1	10/27/2016 17:39	BN
Surr: Toluene-d8	96.4	81.8-120		%REC	231756	1	10/27/2016 17:39	BN

Qualifiers:

*	Value exceeds maximum contaminant level	E	Estimated (value above quantitation range)
BRL	Below reporting limit	S	Spike Recovery outside limits due to matrix
H	Holding times for preparation or analysis exceeded	Narr	See case narrative
N	Analyte not NELAC certified	NC	Not confirmed
B	Analyte detected in the associated method blank	<	Less than Result value
>	Greater than Result value	J	Estimated value detected below Reporting Limit

Analytical Environmental Services, Inc

Date: 28-Oct-16

Client:	Environmental Planning Specialists, Inc.	**Client Sample ID:**	16295-MW-41B
Project Name:	Rheem	**Collection Date:**	10/21/2016 2:00:00 PM
Lab ID:	1610J35-008	**Matrix:**	Groundwater

Analyses	Result	Reporting Limit	Qual	Units	BatchID	Dilution Factor	Date Analyzed	Analyst
TCL VOLATILE ORGANICS SW8260B				**(SW5030B)**				
1,1,1-Trichloroethane	BRL	5.0		ug/L	231756	1	10/27/2016 18:05	BN
1,1,2,2-Tetrachloroethane	BRL	5.0		ug/L	231756	1	10/27/2016 18:05	BN
1,1,2-Trichloroethane	BRL	5.0		ug/L	231756	1	10/27/2016 18:05	BN
1,1-Dichloroethane	BRL	5.0		ug/L	231756	1	10/27/2016 18:05	BN
1,1-Dichloroethene	BRL	5.0		ug/L	231756	1	10/27/2016 18:05	BN
1,2,4-Trichlorobenzene	BRL	5.0		ug/L	231756	1	10/27/2016 18:05	BN
1,2-Dibromo-3-chloropropane	BRL	5.0		ug/L	231756	1	10/27/2016 18:05	BN
1,2-Dibromoethane	BRL	5.0		ug/L	231756	1	10/27/2016 18:05	BN
1,2-Dichlorobenzene	BRL	5.0		ug/L	231756	1	10/27/2016 18:05	BN
1,2-Dichloroethane	BRL	5.0		ug/L	231756	1	10/27/2016 18:05	BN
1,2-Dichloropropane	BRL	5.0		ug/L	231756	1	10/27/2016 18:05	BN
1,3-Dichlorobenzene	BRL	5.0		ug/L	231756	1	10/27/2016 18:05	BN
1,4-Dichlorobenzene	BRL	5.0		ug/L	231756	1	10/27/2016 18:05	BN
2-Butanone	BRL	50		ug/L	231756	1	10/27/2016 18:05	BN
2-Hexanone	BRL	10		ug/L	231756	1	10/27/2016 18:05	BN
4-Methyl-2-pentanone	BRL	10		ug/L	231756	1	10/27/2016 18:05	BN
Acetone	BRL	50		ug/L	231756	1	10/27/2016 18:05	BN
Benzene	BRL	5.0		ug/L	231756	1	10/27/2016 18:05	BN
Bromodichloromethane	BRL	5.0		ug/L	231756	1	10/27/2016 18:05	BN
Bromoform	BRL	5.0		ug/L	231756	1	10/27/2016 18:05	BN
Bromomethane	BRL	5.0		ug/L	231756	1	10/27/2016 18:05	BN
Carbon disulfide	BRL	5.0		ug/L	231756	1	10/27/2016 18:05	BN
Carbon tetrachloride	BRL	5.0		ug/L	231756	1	10/27/2016 18:05	BN
Chlorobenzene	BRL	5.0		ug/L	231756	1	10/27/2016 18:05	BN
Chloroethane	BRL	10		ug/L	231756	1	10/27/2016 18:05	BN
Chloroform	BRL	5.0		ug/L	231756	1	10/27/2016 18:05	BN
Chloromethane	BRL	10		ug/L	231756	1	10/27/2016 18:05	BN
cis-1,2-Dichloroethene	BRL	5.0		ug/L	231756	1	10/27/2016 18:05	BN
cis-1,3-Dichloropropene	BRL	5.0		ug/L	231756	1	10/27/2016 18:05	BN
Cyclohexane	BRL	5.0		ug/L	231756	1	10/27/2016 18:05	BN
Dibromochloromethane	BRL	5.0		ug/L	231756	1	10/27/2016 18:05	BN
Dichlorodifluoromethane	BRL	10		ug/L	231756	1	10/27/2016 18:05	BN
Ethylbenzene	BRL	5.0		ug/L	231756	1	10/27/2016 18:05	BN
Freon-113	BRL	10		ug/L	231756	1	10/27/2016 18:05	BN
Isopropylbenzene	BRL	5.0		ug/L	231756	1	10/27/2016 18:05	BN
m,p-Xylene	BRL	5.0		ug/L	231756	1	10/27/2016 18:05	BN
Methyl acetate	BRL	5.0		ug/L	231756	1	10/27/2016 18:05	BN
Methyl tert-butyl ether	BRL	5.0		ug/L	231756	1	10/27/2016 18:05	BN
Methylcyclohexane	BRL	5.0		ug/L	231756	1	10/27/2016 18:05	BN
Methylene chloride	BRL	5.0		ug/L	231756	1	10/27/2016 18:05	BN
o-Xylene	BRL	5.0		ug/L	231756	1	10/27/2016 18:05	BN

Qualifiers:

*	Value exceeds maximum contaminant level	E	Estimated (value above quantitation range)
BRL	Below reporting limit	S	Spike Recovery outside limits due to matrix
H	Holding times for preparation or analysis exceeded	Narr	See case narrative
N	Analyte not NELAC certified	NC	Not confirmed
B	Analyte detected in the associated method blank	<	Less than Result value
>	Greater than Result value	J	Estimated value detected below Reporting Limit

Analytical Environmental Services, Inc

Date: 28-Oct-16

Client:	Environmental Planning Specialists, Inc.	**Client Sample ID:**	16295-MW-41B
Project Name:	Rheem	**Collection Date:**	10/21/2016 2:00:00 PM
Lab ID:	1610J35-008	**Matrix:**	Groundwater

Analyses	Result	Reporting Limit	Qual	Units	BatchID	Dilution Factor	Date Analyzed	Analyst
TCL VOLATILE ORGANICS SW8260B				**(SW5030B)**				
Styrene	BRL	5.0		ug/L	231756	1	10/27/2016 18:05	BN
Tetrachloroethene	BRL	5.0		ug/L	231756	1	10/27/2016 18:05	BN
Toluene	BRL	5.0		ug/L	231756	1	10/27/2016 18:05	BN
trans-1,2-Dichloroethene	BRL	5.0		ug/L	231756	1	10/27/2016 18:05	BN
trans-1,3-Dichloropropene	BRL	5.0		ug/L	231756	1	10/27/2016 18:05	BN
Trichloroethene	BRL	5.0		ug/L	231756	1	10/27/2016 18:05	BN
Trichlorofluoromethane	BRL	5.0		ug/L	231756	1	10/27/2016 18:05	BN
Vinyl chloride	BRL	2.0		ug/L	231756	1	10/27/2016 18:05	BN
Surr: 4-Bromofluorobenzene	92.5	70.7-125		%REC	231756	1	10/27/2016 18:05	BN
Surr: Dibromofluoromethane	114	82.2-120		%REC	231756	1	10/27/2016 18:05	BN
Surr: Toluene-d8	103	81.8-120		%REC	231756	1	10/27/2016 18:05	BN

Qualifiers:

*	Value exceeds maximum contaminant level	E	Estimated (value above quantitation range)
BRL	Below reporting limit	S	Spike Recovery outside limits due to matrix
H	Holding times for preparation or analysis exceeded	Narr	See case narrative
N	Analyte not NELAC certified	NC	Not confirmed
B	Analyte detected in the associated method blank	<	Less than Result value
>	Greater than Result value	J	Estimated value detected below Reporting Limit

Analytical Environmental Services, Inc

Date: 28-Oct-16

Client:	Environmental Planning Specialists, Inc.	**Client Sample ID:**	16295-MW-38D
Project Name:	Rheem	**Collection Date:**	10/21/2016 2:15:00 PM
Lab ID:	1610J35-009	**Matrix:**	Groundwater

Analyses	Result	Reporting Limit	Qual	Units	BatchID	Dilution Factor	Date Analyzed	Analyst
TCL VOLATILE ORGANICS SW8260B				**(SW5030B)**				
1,1,1-Trichloroethane	BRL	5.0		ug/L	231756	1	10/27/2016 18:30	BN
1,1,2,2-Tetrachloroethane	BRL	5.0		ug/L	231756	1	10/27/2016 18:30	BN
1,1,2-Trichloroethane	BRL	5.0		ug/L	231756	1	10/27/2016 18:30	BN
1,1-Dichloroethane	BRL	5.0		ug/L	231756	1	10/27/2016 18:30	BN
1,1-Dichloroethene	BRL	5.0		ug/L	231756	1	10/27/2016 18:30	BN
1,2,4-Trichlorobenzene	BRL	5.0		ug/L	231756	1	10/27/2016 18:30	BN
1,2-Dibromo-3-chloropropane	BRL	5.0		ug/L	231756	1	10/27/2016 18:30	BN
1,2-Dibromoethane	BRL	5.0		ug/L	231756	1	10/27/2016 18:30	BN
1,2-Dichlorobenzene	BRL	5.0		ug/L	231756	1	10/27/2016 18:30	BN
1,2-Dichloroethane	BRL	5.0		ug/L	231756	1	10/27/2016 18:30	BN
1,2-Dichloropropane	BRL	5.0		ug/L	231756	1	10/27/2016 18:30	BN
1,3-Dichlorobenzene	BRL	5.0		ug/L	231756	1	10/27/2016 18:30	BN
1,4-Dichlorobenzene	BRL	5.0		ug/L	231756	1	10/27/2016 18:30	BN
2-Butanone	BRL	50		ug/L	231756	1	10/27/2016 18:30	BN
2-Hexanone	BRL	10		ug/L	231756	1	10/27/2016 18:30	BN
4-Methyl-2-pentanone	BRL	10		ug/L	231756	1	10/27/2016 18:30	BN
Acetone	BRL	50		ug/L	231756	1	10/27/2016 18:30	BN
Benzene	BRL	5.0		ug/L	231756	1	10/27/2016 18:30	BN
Bromodichloromethane	BRL	5.0		ug/L	231756	1	10/27/2016 18:30	BN
Bromoform	BRL	5.0		ug/L	231756	1	10/27/2016 18:30	BN
Bromomethane	BRL	5.0		ug/L	231756	1	10/27/2016 18:30	BN
Carbon disulfide	BRL	5.0		ug/L	231756	1	10/27/2016 18:30	BN
Carbon tetrachloride	BRL	5.0		ug/L	231756	1	10/27/2016 18:30	BN
Chlorobenzene	BRL	5.0		ug/L	231756	1	10/27/2016 18:30	BN
Chloroethane	BRL	10		ug/L	231756	1	10/27/2016 18:30	BN
Chloroform	BRL	5.0		ug/L	231756	1	10/27/2016 18:30	BN
Chloromethane	BRL	10		ug/L	231756	1	10/27/2016 18:30	BN
cis-1,2-Dichloroethene	BRL	5.0		ug/L	231756	1	10/27/2016 18:30	BN
cis-1,3-Dichloropropene	BRL	5.0		ug/L	231756	1	10/27/2016 18:30	BN
Cyclohexane	BRL	5.0		ug/L	231756	1	10/27/2016 18:30	BN
Dibromochloromethane	BRL	5.0		ug/L	231756	1	10/27/2016 18:30	BN
Dichlorodifluoromethane	BRL	10		ug/L	231756	1	10/27/2016 18:30	BN
Ethylbenzene	BRL	5.0		ug/L	231756	1	10/27/2016 18:30	BN
Freon-113	BRL	10		ug/L	231756	1	10/27/2016 18:30	BN
Isopropylbenzene	BRL	5.0		ug/L	231756	1	10/27/2016 18:30	BN
m,p-Xylene	BRL	5.0		ug/L	231756	1	10/27/2016 18:30	BN
Methyl acetate	BRL	5.0		ug/L	231756	1	10/27/2016 18:30	BN
Methyl tert-butyl ether	BRL	5.0		ug/L	231756	1	10/27/2016 18:30	BN
Methylcyclohexane	BRL	5.0		ug/L	231756	1	10/27/2016 18:30	BN
Methylene chloride	BRL	5.0		ug/L	231756	1	10/27/2016 18:30	BN
o-Xylene	BRL	5.0		ug/L	231756	1	10/27/2016 18:30	BN

Qualifiers:

*	Value exceeds maximum contaminant level	E	Estimated (value above quantitation range)
BRL	Below reporting limit	S	Spike Recovery outside limits due to matrix
H	Holding times for preparation or analysis exceeded	Narr	See case narrative
N	Analyte not NELAC certified	NC	Not confirmed
B	Analyte detected in the associated method blank	<	Less than Result value
>	Greater than Result value	J	Estimated value detected below Reporting Limit

Analytical Environmental Services, Inc

Date: 28-Oct-16

Client:	Environmental Planning Specialists, Inc.	**Client Sample ID:**	16295-MW-38D
Project Name:	Rheem	**Collection Date:**	10/21/2016 2:15:00 PM
Lab ID:	1610J35-009	**Matrix:**	Groundwater

Analyses	Result	Reporting Limit	Qual	Units	BatchID	Dilution Factor	Date Analyzed	Analyst
TCL VOLATILE ORGANICS SW8260B				**(SW5030B)**				
Styrene	BRL	5.0		ug/L	231756	1	10/27/2016 18:30	BN
Tetrachloroethene	BRL	5.0		ug/L	231756	1	10/27/2016 18:30	BN
Toluene	BRL	5.0		ug/L	231756	1	10/27/2016 18:30	BN
trans-1,2-Dichloroethene	BRL	5.0		ug/L	231756	1	10/27/2016 18:30	BN
trans-1,3-Dichloropropene	BRL	5.0		ug/L	231756	1	10/27/2016 18:30	BN
Trichloroethene	11	5.0		ug/L	231756	1	10/27/2016 18:30	BN
Trichlorofluoromethane	BRL	5.0		ug/L	231756	1	10/27/2016 18:30	BN
Vinyl chloride	BRL	2.0		ug/L	231756	1	10/27/2016 18:30	BN
Surr: 4-Bromofluorobenzene	91.8	70.7-125		%REC	231756	1	10/27/2016 18:30	BN
Surr: Dibromofluoromethane	105	82.2-120		%REC	231756	1	10/27/2016 18:30	BN
Surr: Toluene-d8	102	81.8-120		%REC	231756	1	10/27/2016 18:30	BN

Qualifiers:

*	Value exceeds maximum contaminant level	E	Estimated (value above quantitation range)
BRL	Below reporting limit	S	Spike Recovery outside limits due to matrix
H	Holding times for preparation or analysis exceeded	Narr	See case narrative
N	Analyte not NELAC certified	NC	Not confirmed
B	Analyte detected in the associated method blank	<	Less than Result value
>	Greater than Result value	J	Estimated value detected below Reporting Limit

Analytical Environmental Services, Inc

Date: 28-Oct-16

Client:	Environmental Planning Specialists, Inc.	**Client Sample ID:**	16295-MW-27
Project Name:	Rheem	**Collection Date:**	10/21/2016 2:30:00 PM
Lab ID:	1610J35-010	**Matrix:**	Groundwater

Analyses	Result	Reporting Limit	Qual	Units	BatchID	Dilution Factor	Date Analyzed	Analyst
TCL VOLATILE ORGANICS SW8260B				**(SW5030B)**				
1,1,1-Trichloroethane	BRL	5.0		ug/L	231756	1	10/27/2016 18:56	BN
1,1,2,2-Tetrachloroethane	BRL	5.0		ug/L	231756	1	10/27/2016 18:56	BN
1,1,2-Trichloroethane	BRL	5.0		ug/L	231756	1	10/27/2016 18:56	BN
1,1-Dichloroethane	BRL	5.0		ug/L	231756	1	10/27/2016 18:56	BN
1,1-Dichloroethene	BRL	5.0		ug/L	231756	1	10/27/2016 18:56	BN
1,2,4-Trichlorobenzene	BRL	5.0		ug/L	231756	1	10/27/2016 18:56	BN
1,2-Dibromo-3-chloropropane	BRL	5.0		ug/L	231756	1	10/27/2016 18:56	BN
1,2-Dibromoethane	BRL	5.0		ug/L	231756	1	10/27/2016 18:56	BN
1,2-Dichlorobenzene	BRL	5.0		ug/L	231756	1	10/27/2016 18:56	BN
1,2-Dichloroethane	BRL	5.0		ug/L	231756	1	10/27/2016 18:56	BN
1,2-Dichloropropane	BRL	5.0		ug/L	231756	1	10/27/2016 18:56	BN
1,3-Dichlorobenzene	BRL	5.0		ug/L	231756	1	10/27/2016 18:56	BN
1,4-Dichlorobenzene	BRL	5.0		ug/L	231756	1	10/27/2016 18:56	BN
2-Butanone	BRL	50		ug/L	231756	1	10/27/2016 18:56	BN
2-Hexanone	BRL	10		ug/L	231756	1	10/27/2016 18:56	BN
4-Methyl-2-pentanone	BRL	10		ug/L	231756	1	10/27/2016 18:56	BN
Acetone	BRL	50		ug/L	231756	1	10/27/2016 18:56	BN
Benzene	BRL	5.0		ug/L	231756	1	10/27/2016 18:56	BN
Bromodichloromethane	BRL	5.0		ug/L	231756	1	10/27/2016 18:56	BN
Bromoform	BRL	5.0		ug/L	231756	1	10/27/2016 18:56	BN
Bromomethane	BRL	5.0		ug/L	231756	1	10/27/2016 18:56	BN
Carbon disulfide	BRL	5.0		ug/L	231756	1	10/27/2016 18:56	BN
Carbon tetrachloride	BRL	5.0		ug/L	231756	1	10/27/2016 18:56	BN
Chlorobenzene	BRL	5.0		ug/L	231756	1	10/27/2016 18:56	BN
Chloroethane	BRL	10		ug/L	231756	1	10/27/2016 18:56	BN
Chloroform	BRL	5.0		ug/L	231756	1	10/27/2016 18:56	BN
Chloromethane	BRL	10		ug/L	231756	1	10/27/2016 18:56	BN
cis-1,2-Dichloroethene	7.1	5.0		ug/L	231756	1	10/27/2016 18:56	BN
cis-1,3-Dichloropropene	BRL	5.0		ug/L	231756	1	10/27/2016 18:56	BN
Cyclohexane	BRL	5.0		ug/L	231756	1	10/27/2016 18:56	BN
Dibromochloromethane	BRL	5.0		ug/L	231756	1	10/27/2016 18:56	BN
Dichlorodifluoromethane	BRL	10		ug/L	231756	1	10/27/2016 18:56	BN
Ethylbenzene	BRL	5.0		ug/L	231756	1	10/27/2016 18:56	BN
Freon-113	BRL	10		ug/L	231756	1	10/27/2016 18:56	BN
Isopropylbenzene	BRL	5.0		ug/L	231756	1	10/27/2016 18:56	BN
m,p-Xylene	BRL	5.0		ug/L	231756	1	10/27/2016 18:56	BN
Methyl acetate	BRL	5.0		ug/L	231756	1	10/27/2016 18:56	BN
Methyl tert-butyl ether	BRL	5.0		ug/L	231756	1	10/27/2016 18:56	BN
Methylcyclohexane	BRL	5.0		ug/L	231756	1	10/27/2016 18:56	BN
Methylene chloride	BRL	5.0		ug/L	231756	1	10/27/2016 18:56	BN
o-Xylene	BRL	5.0		ug/L	231756	1	10/27/2016 18:56	BN

Qualifiers:

*	Value exceeds maximum contaminant level	E	Estimated (value above quantitation range)
BRL	Below reporting limit	S	Spike Recovery outside limits due to matrix
H	Holding times for preparation or analysis exceeded	Narr	See case narrative
N	Analyte not NELAC certified	NC	Not confirmed
B	Analyte detected in the associated method blank	<	Less than Result value
>	Greater than Result value	J	Estimated value detected below Reporting Limit

Analytical Environmental Services, Inc

Date: 28-Oct-16

Client:	Environmental Planning Specialists, Inc.	**Client Sample ID:**	16295-MW-27
Project Name:	Rheem	**Collection Date:**	10/21/2016 2:30:00 PM
Lab ID:	1610J35-010	**Matrix:**	Groundwater

Analyses	Result	Reporting Limit	Qual	Units	BatchID	Dilution Factor	Date Analyzed	Analyst
TCL VOLATILE ORGANICS SW8260B				**(SW5030B)**				
Styrene	BRL	5.0		ug/L	231756	1	10/27/2016 18:56	BN
Tetrachloroethene	BRL	5.0		ug/L	231756	1	10/27/2016 18:56	BN
Toluene	BRL	5.0		ug/L	231756	1	10/27/2016 18:56	BN
trans-1,2-Dichloroethene	BRL	5.0		ug/L	231756	1	10/27/2016 18:56	BN
trans-1,3-Dichloropropene	BRL	5.0		ug/L	231756	1	10/27/2016 18:56	BN
Trichloroethene	13	5.0		ug/L	231756	1	10/27/2016 18:56	BN
Trichlorofluoromethane	BRL	5.0		ug/L	231756	1	10/27/2016 18:56	BN
Vinyl chloride	BRL	2.0		ug/L	231756	1	10/27/2016 18:56	BN
Surr: 4-Bromofluorobenzene	95.9	70.7-125		%REC	231756	1	10/27/2016 18:56	BN
Surr: Dibromofluoromethane	106	82.2-120		%REC	231756	1	10/27/2016 18:56	BN
Surr: Toluene-d8	100	81.8-120		%REC	231756	1	10/27/2016 18:56	BN

Qualifiers:

*	Value exceeds maximum contaminant level	E	Estimated (value above quantitation range)
BRL	Below reporting limit	S	Spike Recovery outside limits due to matrix
H	Holding times for preparation or analysis exceeded	Narr	See case narrative
N	Analyte not NELAC certified	NC	Not confirmed
B	Analyte detected in the associated method blank	<	Less than Result value
>	Greater than Result value	J	Estimated value detected below Reporting Limit

Analytical Environmental Services, Inc

Date: 28-Oct-16

Client:	Environmental Planning Specialists, Inc.	**Client Sample ID:**	16295-MW-42C
Project Name:	Rheem	**Collection Date:**	10/21/2016 2:45:00 PM
Lab ID:	1610J35-011	**Matrix:**	Groundwater

Analyses	Result	Reporting Limit	Qual	Units	BatchID	Dilution Factor	Date Analyzed	Analyst
TCL VOLATILE ORGANICS SW8260B				**(SW5030B)**				
1,1,1-Trichloroethane	BRL	5.0		ug/L	231756	1	10/27/2016 19:22	BN
1,1,2,2-Tetrachloroethane	BRL	5.0		ug/L	231756	1	10/27/2016 19:22	BN
1,1,2-Trichloroethane	BRL	5.0		ug/L	231756	1	10/27/2016 19:22	BN
1,1-Dichloroethane	BRL	5.0		ug/L	231756	1	10/27/2016 19:22	BN
1,1-Dichloroethene	BRL	5.0		ug/L	231756	1	10/27/2016 19:22	BN
1,2,4-Trichlorobenzene	BRL	5.0		ug/L	231756	1	10/27/2016 19:22	BN
1,2-Dibromo-3-chloropropane	BRL	5.0		ug/L	231756	1	10/27/2016 19:22	BN
1,2-Dibromoethane	BRL	5.0		ug/L	231756	1	10/27/2016 19:22	BN
1,2-Dichlorobenzene	BRL	5.0		ug/L	231756	1	10/27/2016 19:22	BN
1,2-Dichloroethane	BRL	5.0		ug/L	231756	1	10/27/2016 19:22	BN
1,2-Dichloropropane	BRL	5.0		ug/L	231756	1	10/27/2016 19:22	BN
1,3-Dichlorobenzene	BRL	5.0		ug/L	231756	1	10/27/2016 19:22	BN
1,4-Dichlorobenzene	BRL	5.0		ug/L	231756	1	10/27/2016 19:22	BN
2-Butanone	BRL	50		ug/L	231756	1	10/27/2016 19:22	BN
2-Hexanone	BRL	10		ug/L	231756	1	10/27/2016 19:22	BN
4-Methyl-2-pentanone	BRL	10		ug/L	231756	1	10/27/2016 19:22	BN
Acetone	BRL	50		ug/L	231756	1	10/27/2016 19:22	BN
Benzene	BRL	5.0		ug/L	231756	1	10/27/2016 19:22	BN
Bromodichloromethane	BRL	5.0		ug/L	231756	1	10/27/2016 19:22	BN
Bromoform	BRL	5.0		ug/L	231756	1	10/27/2016 19:22	BN
Bromomethane	BRL	5.0		ug/L	231756	1	10/27/2016 19:22	BN
Carbon disulfide	BRL	5.0		ug/L	231756	1	10/27/2016 19:22	BN
Carbon tetrachloride	BRL	5.0		ug/L	231756	1	10/27/2016 19:22	BN
Chlorobenzene	BRL	5.0		ug/L	231756	1	10/27/2016 19:22	BN
Chloroethane	BRL	10		ug/L	231756	1	10/27/2016 19:22	BN
Chloroform	BRL	5.0		ug/L	231756	1	10/27/2016 19:22	BN
Chloromethane	BRL	10		ug/L	231756	1	10/27/2016 19:22	BN
cis-1,2-Dichloroethene	6.9	5.0		ug/L	231756	1	10/27/2016 19:22	BN
cis-1,3-Dichloropropene	BRL	5.0		ug/L	231756	1	10/27/2016 19:22	BN
Cyclohexane	BRL	5.0		ug/L	231756	1	10/27/2016 19:22	BN
Dibromochloromethane	BRL	5.0		ug/L	231756	1	10/27/2016 19:22	BN
Dichlorodifluoromethane	BRL	10		ug/L	231756	1	10/27/2016 19:22	BN
Ethylbenzene	BRL	5.0		ug/L	231756	1	10/27/2016 19:22	BN
Freon-113	BRL	10		ug/L	231756	1	10/27/2016 19:22	BN
Isopropylbenzene	BRL	5.0		ug/L	231756	1	10/27/2016 19:22	BN
m,p-Xylene	BRL	5.0		ug/L	231756	1	10/27/2016 19:22	BN
Methyl acetate	BRL	5.0		ug/L	231756	1	10/27/2016 19:22	BN
Methyl tert-butyl ether	BRL	5.0		ug/L	231756	1	10/27/2016 19:22	BN
Methylcyclohexane	BRL	5.0		ug/L	231756	1	10/27/2016 19:22	BN
Methylene chloride	BRL	5.0		ug/L	231756	1	10/27/2016 19:22	BN
o-Xylene	BRL	5.0		ug/L	231756	1	10/27/2016 19:22	BN

Qualifiers:

*	Value exceeds maximum contaminant level	E	Estimated (value above quantitation range)
BRL	Below reporting limit	S	Spike Recovery outside limits due to matrix
H	Holding times for preparation or analysis exceeded	Narr	See case narrative
N	Analyte not NELAC certified	NC	Not confirmed
B	Analyte detected in the associated method blank	<	Less than Result value
>	Greater than Result value	J	Estimated value detected below Reporting Limit

Analytical Environmental Services, Inc

Date: 28-Oct-16

Client:	Environmental Planning Specialists, Inc.	**Client Sample ID:**	16295-MW-42C
Project Name:	Rheem	**Collection Date:**	10/21/2016 2:45:00 PM
Lab ID:	1610J35-011	**Matrix:**	Groundwater

Analyses	Result	Reporting Limit	Qual	Units	BatchID	Dilution Factor	Date Analyzed	Analyst
TCL VOLATILE ORGANICS SW8260B				**(SW5030B)**				
Styrene	BRL	5.0		ug/L	231756	1	10/27/2016 19:22	BN
Tetrachloroethene	BRL	5.0		ug/L	231756	1	10/27/2016 19:22	BN
Toluene	BRL	5.0		ug/L	231756	1	10/27/2016 19:22	BN
trans-1,2-Dichloroethene	BRL	5.0		ug/L	231756	1	10/27/2016 19:22	BN
trans-1,3-Dichloropropene	BRL	5.0		ug/L	231756	1	10/27/2016 19:22	BN
Trichloroethene	BRL	5.0		ug/L	231756	1	10/27/2016 19:22	BN
Trichlorofluoromethane	BRL	5.0		ug/L	231756	1	10/27/2016 19:22	BN
Vinyl chloride	BRL	2.0		ug/L	231756	1	10/27/2016 19:22	BN
Surr: 4-Bromofluorobenzene	91.8	70.7-125		%REC	231756	1	10/27/2016 19:22	BN
Surr: Dibromofluoromethane	102	82.2-120		%REC	231756	1	10/27/2016 19:22	BN
Surr: Toluene-d8	96.3	81.8-120		%REC	231756	1	10/27/2016 19:22	BN

Qualifiers:

*	Value exceeds maximum contaminant level	E	Estimated (value above quantitation range)
BRL	Below reporting limit	S	Spike Recovery outside limits due to matrix
H	Holding times for preparation or analysis exceeded	Narr	See case narrative
N	Analyte not NELAC certified	NC	Not confirmed
B	Analyte detected in the associated method blank	<	Less than Result value
>	Greater than Result value	J	Estimated value detected below Reporting Limit

Analytical Environmental Services, Inc

Date: 28-Oct-16

Client:	Environmental Planning Specialists, Inc.	**Client Sample ID:**	16295-MW-41C
Project Name:	Rheem	**Collection Date:**	10/21/2016 3:00:00 PM
Lab ID:	1610J35-012	**Matrix:**	Groundwater

Analyses	Result	Reporting Limit	Qual	Units	BatchID	Dilution Factor	Date Analyzed	Analyst
TCL VOLATILE ORGANICS SW8260B				**(SW5030B)**				
1,1,1-Trichloroethane	BRL	5.0		ug/L	231756	1	10/27/2016 19:48	BN
1,1,2,2-Tetrachloroethane	BRL	5.0		ug/L	231756	1	10/27/2016 19:48	BN
1,1,2-Trichloroethane	BRL	5.0		ug/L	231756	1	10/27/2016 19:48	BN
1,1-Dichloroethane	BRL	5.0		ug/L	231756	1	10/27/2016 19:48	BN
1,1-Dichloroethene	BRL	5.0		ug/L	231756	1	10/27/2016 19:48	BN
1,2,4-Trichlorobenzene	BRL	5.0		ug/L	231756	1	10/27/2016 19:48	BN
1,2-Dibromo-3-chloropropane	BRL	5.0		ug/L	231756	1	10/27/2016 19:48	BN
1,2-Dibromoethane	BRL	5.0		ug/L	231756	1	10/27/2016 19:48	BN
1,2-Dichlorobenzene	BRL	5.0		ug/L	231756	1	10/27/2016 19:48	BN
1,2-Dichloroethane	BRL	5.0		ug/L	231756	1	10/27/2016 19:48	BN
1,2-Dichloropropane	BRL	5.0		ug/L	231756	1	10/27/2016 19:48	BN
1,3-Dichlorobenzene	BRL	5.0		ug/L	231756	1	10/27/2016 19:48	BN
1,4-Dichlorobenzene	BRL	5.0		ug/L	231756	1	10/27/2016 19:48	BN
2-Butanone	BRL	50		ug/L	231756	1	10/27/2016 19:48	BN
2-Hexanone	BRL	10		ug/L	231756	1	10/27/2016 19:48	BN
4-Methyl-2-pentanone	BRL	10		ug/L	231756	1	10/27/2016 19:48	BN
Acetone	BRL	50		ug/L	231756	1	10/27/2016 19:48	BN
Benzene	BRL	5.0		ug/L	231756	1	10/27/2016 19:48	BN
Bromodichloromethane	BRL	5.0		ug/L	231756	1	10/27/2016 19:48	BN
Bromoform	BRL	5.0		ug/L	231756	1	10/27/2016 19:48	BN
Bromomethane	BRL	5.0		ug/L	231756	1	10/27/2016 19:48	BN
Carbon disulfide	BRL	5.0		ug/L	231756	1	10/27/2016 19:48	BN
Carbon tetrachloride	BRL	5.0		ug/L	231756	1	10/27/2016 19:48	BN
Chlorobenzene	BRL	5.0		ug/L	231756	1	10/27/2016 19:48	BN
Chloroethane	BRL	10		ug/L	231756	1	10/27/2016 19:48	BN
Chloroform	BRL	5.0		ug/L	231756	1	10/27/2016 19:48	BN
Chloromethane	BRL	10		ug/L	231756	1	10/27/2016 19:48	BN
cis-1,2-Dichloroethene	10	5.0		ug/L	231756	1	10/27/2016 19:48	BN
cis-1,3-Dichloropropene	BRL	5.0		ug/L	231756	1	10/27/2016 19:48	BN
Cyclohexane	BRL	5.0		ug/L	231756	1	10/27/2016 19:48	BN
Dibromochloromethane	BRL	5.0		ug/L	231756	1	10/27/2016 19:48	BN
Dichlorodifluoromethane	BRL	10		ug/L	231756	1	10/27/2016 19:48	BN
Ethylbenzene	BRL	5.0		ug/L	231756	1	10/27/2016 19:48	BN
Freon-113	BRL	10		ug/L	231756	1	10/27/2016 19:48	BN
Isopropylbenzene	BRL	5.0		ug/L	231756	1	10/27/2016 19:48	BN
m,p-Xylene	BRL	5.0		ug/L	231756	1	10/27/2016 19:48	BN
Methyl acetate	BRL	5.0		ug/L	231756	1	10/27/2016 19:48	BN
Methyl tert-butyl ether	BRL	5.0		ug/L	231756	1	10/27/2016 19:48	BN
Methylcyclohexane	BRL	5.0		ug/L	231756	1	10/27/2016 19:48	BN
Methylene chloride	BRL	5.0		ug/L	231756	1	10/27/2016 19:48	BN
o-Xylene	BRL	5.0		ug/L	231756	1	10/27/2016 19:48	BN

Qualifiers:

*	Value exceeds maximum contaminant level	E	Estimated (value above quantitation range)
BRL	Below reporting limit	S	Spike Recovery outside limits due to matrix
H	Holding times for preparation or analysis exceeded	Narr	See case narrative
N	Analyte not NELAC certified	NC	Not confirmed
B	Analyte detected in the associated method blank	<	Less than Result value
>	Greater than Result value	J	Estimated value detected below Reporting Limit

Analytical Environmental Services, Inc

Date: 28-Oct-16

Client:	Environmental Planning Specialists, Inc.	**Client Sample ID:**	16295-MW-41C
Project Name:	Rheem	**Collection Date:**	10/21/2016 3:00:00 PM
Lab ID:	1610J35-012	**Matrix:**	Groundwater

Analyses	Result	Reporting Limit	Qual	Units	BatchID	Dilution Factor	Date Analyzed	Analyst
TCL VOLATILE ORGANICS SW8260B				**(SW5030B)**				
Styrene	BRL	5.0		ug/L	231756	1	10/27/2016 19:48	BN
Tetrachloroethene	BRL	5.0		ug/L	231756	1	10/27/2016 19:48	BN
Toluene	BRL	5.0		ug/L	231756	1	10/27/2016 19:48	BN
trans-1,2-Dichloroethene	BRL	5.0		ug/L	231756	1	10/27/2016 19:48	BN
trans-1,3-Dichloropropene	BRL	5.0		ug/L	231756	1	10/27/2016 19:48	BN
Trichloroethene	65	5.0		ug/L	231756	1	10/27/2016 19:48	BN
Trichlorofluoromethane	BRL	5.0		ug/L	231756	1	10/27/2016 19:48	BN
Vinyl chloride	BRL	2.0		ug/L	231756	1	10/27/2016 19:48	BN
Surr: 4-Bromofluorobenzene	92.4	70.7-125		%REC	231756	1	10/27/2016 19:48	BN
Surr: Dibromofluoromethane	106	82.2-120		%REC	231756	1	10/27/2016 19:48	BN
Surr: Toluene-d8	99.3	81.8-120		%REC	231756	1	10/27/2016 19:48	BN

Qualifiers:

*	Value exceeds maximum contaminant level	E	Estimated (value above quantitation range)
BRL	Below reporting limit	S	Spike Recovery outside limits due to matrix
H	Holding times for preparation or analysis exceeded	Narr	See case narrative
N	Analyte not NELAC certified	NC	Not confirmed
B	Analyte detected in the associated method blank	<	Less than Result value
>	Greater than Result value	J	Estimated value detected below Reporting Limit

Analytical Environmental Services, Inc

Date: 28-Oct-16

Client:	Environmental Planning Specialists, Inc.	**Client Sample ID:**	16295-MW-42E
Project Name:	Rheem	**Collection Date:**	10/21/2016 3:15:00 PM
Lab ID:	1610J35-013	**Matrix:**	Groundwater

Analyses	Result	Reporting Limit	Qual	Units	BatchID	Dilution Factor	Date Analyzed	Analyst
TCL VOLATILE ORGANICS SW8260B				**(SW5030B)**				
1,1,1-Trichloroethane	BRL	5.0		ug/L	231756	1	10/27/2016 20:13	BN
1,1,2,2-Tetrachloroethane	BRL	5.0		ug/L	231756	1	10/27/2016 20:13	BN
1,1,2-Trichloroethane	BRL	5.0		ug/L	231756	1	10/27/2016 20:13	BN
1,1-Dichloroethane	BRL	5.0		ug/L	231756	1	10/27/2016 20:13	BN
1,1-Dichloroethene	BRL	5.0		ug/L	231756	1	10/27/2016 20:13	BN
1,2,4-Trichlorobenzene	BRL	5.0		ug/L	231756	1	10/27/2016 20:13	BN
1,2-Dibromo-3-chloropropane	BRL	5.0		ug/L	231756	1	10/27/2016 20:13	BN
1,2-Dibromoethane	BRL	5.0		ug/L	231756	1	10/27/2016 20:13	BN
1,2-Dichlorobenzene	BRL	5.0		ug/L	231756	1	10/27/2016 20:13	BN
1,2-Dichloroethane	BRL	5.0		ug/L	231756	1	10/27/2016 20:13	BN
1,2-Dichloropropane	BRL	5.0		ug/L	231756	1	10/27/2016 20:13	BN
1,3-Dichlorobenzene	BRL	5.0		ug/L	231756	1	10/27/2016 20:13	BN
1,4-Dichlorobenzene	BRL	5.0		ug/L	231756	1	10/27/2016 20:13	BN
2-Butanone	BRL	50		ug/L	231756	1	10/27/2016 20:13	BN
2-Hexanone	BRL	10		ug/L	231756	1	10/27/2016 20:13	BN
4-Methyl-2-pentanone	BRL	10		ug/L	231756	1	10/27/2016 20:13	BN
Acetone	BRL	50		ug/L	231756	1	10/27/2016 20:13	BN
Benzene	BRL	5.0		ug/L	231756	1	10/27/2016 20:13	BN
Bromodichloromethane	BRL	5.0		ug/L	231756	1	10/27/2016 20:13	BN
Bromoform	BRL	5.0		ug/L	231756	1	10/27/2016 20:13	BN
Bromomethane	BRL	5.0		ug/L	231756	1	10/27/2016 20:13	BN
Carbon disulfide	BRL	5.0		ug/L	231756	1	10/27/2016 20:13	BN
Carbon tetrachloride	BRL	5.0		ug/L	231756	1	10/27/2016 20:13	BN
Chlorobenzene	BRL	5.0		ug/L	231756	1	10/27/2016 20:13	BN
Chloroethane	BRL	10		ug/L	231756	1	10/27/2016 20:13	BN
Chloroform	BRL	5.0		ug/L	231756	1	10/27/2016 20:13	BN
Chloromethane	BRL	10		ug/L	231756	1	10/27/2016 20:13	BN
cis-1,2-Dichloroethene	BRL	5.0		ug/L	231756	1	10/27/2016 20:13	BN
cis-1,3-Dichloropropene	BRL	5.0		ug/L	231756	1	10/27/2016 20:13	BN
Cyclohexane	BRL	5.0		ug/L	231756	1	10/27/2016 20:13	BN
Dibromochloromethane	BRL	5.0		ug/L	231756	1	10/27/2016 20:13	BN
Dichlorodifluoromethane	BRL	10		ug/L	231756	1	10/27/2016 20:13	BN
Ethylbenzene	BRL	5.0		ug/L	231756	1	10/27/2016 20:13	BN
Freon-113	BRL	10		ug/L	231756	1	10/27/2016 20:13	BN
Isopropylbenzene	BRL	5.0		ug/L	231756	1	10/27/2016 20:13	BN
m,p-Xylene	BRL	5.0		ug/L	231756	1	10/27/2016 20:13	BN
Methyl acetate	BRL	5.0		ug/L	231756	1	10/27/2016 20:13	BN
Methyl tert-butyl ether	BRL	5.0		ug/L	231756	1	10/27/2016 20:13	BN
Methylcyclohexane	BRL	5.0		ug/L	231756	1	10/27/2016 20:13	BN
Methylene chloride	BRL	5.0		ug/L	231756	1	10/27/2016 20:13	BN
o-Xylene	BRL	5.0		ug/L	231756	1	10/27/2016 20:13	BN

Qualifiers:

*	Value exceeds maximum contaminant level	E	Estimated (value above quantitation range)
BRL	Below reporting limit	S	Spike Recovery outside limits due to matrix
H	Holding times for preparation or analysis exceeded	Narr	See case narrative
N	Analyte not NELAC certified	NC	Not confirmed
B	Analyte detected in the associated method blank	<	Less than Result value
>	Greater than Result value	J	Estimated value detected below Reporting Limit

Analytical Environmental Services, Inc

Date: 28-Oct-16

Client:	Environmental Planning Specialists, Inc.	**Client Sample ID:**	16295-MW-42E
Project Name:	Rheem	**Collection Date:**	10/21/2016 3:15:00 PM
Lab ID:	1610J35-013	**Matrix:**	Groundwater

Analyses	Result	Reporting Limit	Qual	Units	BatchID	Dilution Factor	Date Analyzed	Analyst
TCL VOLATILE ORGANICS SW8260B				**(SW5030B)**				
Styrene	BRL	5.0		ug/L	231756	1	10/27/2016 20:13	BN
Tetrachloroethene	BRL	5.0		ug/L	231756	1	10/27/2016 20:13	BN
Toluene	BRL	5.0		ug/L	231756	1	10/27/2016 20:13	BN
trans-1,2-Dichloroethene	BRL	5.0		ug/L	231756	1	10/27/2016 20:13	BN
trans-1,3-Dichloropropene	BRL	5.0		ug/L	231756	1	10/27/2016 20:13	BN
Trichloroethene	19	5.0		ug/L	231756	1	10/27/2016 20:13	BN
Trichlorofluoromethane	BRL	5.0		ug/L	231756	1	10/27/2016 20:13	BN
Vinyl chloride	BRL	2.0		ug/L	231756	1	10/27/2016 20:13	BN
Surr: 4-Bromofluorobenzene	90.2	70.7-125		%REC	231756	1	10/27/2016 20:13	BN
Surr: Dibromofluoromethane	101	82.2-120		%REC	231756	1	10/27/2016 20:13	BN
Surr: Toluene-d8	97.1	81.8-120		%REC	231756	1	10/27/2016 20:13	BN

Qualifiers:

*	Value exceeds maximum contaminant level	E	Estimated (value above quantitation range)
BRL	Below reporting limit	S	Spike Recovery outside limits due to matrix
H	Holding times for preparation or analysis exceeded	Narr	See case narrative
N	Analyte not NELAC certified	NC	Not confirmed
B	Analyte detected in the associated method blank	<	Less than Result value
>	Greater than Result value	J	Estimated value detected below Reporting Limit

Analytical Environmental Services, Inc

Date: 28-Oct-16

Client:	Environmental Planning Specialists, Inc.	**Client Sample ID:**	16295-MW-37D
Project Name:	Rheem	**Collection Date:**	10/21/2016 3:30:00 PM
Lab ID:	1610J35-014	**Matrix:**	Groundwater

Analyses	Result	Reporting Limit	Qual	Units	BatchID	Dilution Factor	Date Analyzed	Analyst
TCL VOLATILE ORGANICS SW8260B				**(SW5030B)**				
1,1,1-Trichloroethane	BRL	5.0		ug/L	231756	1	10/28/2016 14:01	BN
1,1,2,2-Tetrachloroethane	BRL	5.0		ug/L	231756	1	10/28/2016 14:01	BN
1,1,2-Trichloroethane	BRL	5.0		ug/L	231756	1	10/28/2016 14:01	BN
1,1-Dichloroethane	BRL	5.0		ug/L	231756	1	10/28/2016 14:01	BN
1,1-Dichloroethene	BRL	5.0		ug/L	231756	1	10/28/2016 14:01	BN
1,2,4-Trichlorobenzene	BRL	5.0		ug/L	231756	1	10/28/2016 14:01	BN
1,2-Dibromo-3-chloropropane	BRL	5.0		ug/L	231756	1	10/28/2016 14:01	BN
1,2-Dibromoethane	BRL	5.0		ug/L	231756	1	10/28/2016 14:01	BN
1,2-Dichlorobenzene	BRL	5.0		ug/L	231756	1	10/28/2016 14:01	BN
1,2-Dichloroethane	BRL	5.0		ug/L	231756	1	10/28/2016 14:01	BN
1,2-Dichloropropane	BRL	5.0		ug/L	231756	1	10/28/2016 14:01	BN
1,3-Dichlorobenzene	BRL	5.0		ug/L	231756	1	10/28/2016 14:01	BN
1,4-Dichlorobenzene	BRL	5.0		ug/L	231756	1	10/28/2016 14:01	BN
2-Butanone	BRL	50		ug/L	231756	1	10/28/2016 14:01	BN
2-Hexanone	BRL	10		ug/L	231756	1	10/28/2016 14:01	BN
4-Methyl-2-pentanone	BRL	10		ug/L	231756	1	10/28/2016 14:01	BN
Acetone	BRL	50		ug/L	231756	1	10/28/2016 14:01	BN
Benzene	BRL	5.0		ug/L	231756	1	10/28/2016 14:01	BN
Bromodichloromethane	BRL	5.0		ug/L	231756	1	10/28/2016 14:01	BN
Bromoform	BRL	5.0		ug/L	231756	1	10/28/2016 14:01	BN
Bromomethane	BRL	5.0		ug/L	231756	1	10/28/2016 14:01	BN
Carbon disulfide	BRL	5.0		ug/L	231756	1	10/28/2016 14:01	BN
Carbon tetrachloride	BRL	5.0		ug/L	231756	1	10/28/2016 14:01	BN
Chlorobenzene	BRL	5.0		ug/L	231756	1	10/28/2016 14:01	BN
Chloroethane	BRL	10		ug/L	231756	1	10/28/2016 14:01	BN
Chloroform	BRL	5.0		ug/L	231756	1	10/28/2016 14:01	BN
Chloromethane	BRL	10		ug/L	231756	1	10/28/2016 14:01	BN
cis-1,2-Dichloroethene	BRL	5.0		ug/L	231756	1	10/28/2016 14:01	BN
cis-1,3-Dichloropropene	BRL	5.0		ug/L	231756	1	10/28/2016 14:01	BN
Cyclohexane	BRL	5.0		ug/L	231756	1	10/28/2016 14:01	BN
Dibromochloromethane	BRL	5.0		ug/L	231756	1	10/28/2016 14:01	BN
Dichlorodifluoromethane	BRL	10		ug/L	231756	1	10/28/2016 14:01	BN
Ethylbenzene	BRL	5.0		ug/L	231756	1	10/28/2016 14:01	BN
Freon-113	BRL	10		ug/L	231756	1	10/28/2016 14:01	BN
Isopropylbenzene	BRL	5.0		ug/L	231756	1	10/28/2016 14:01	BN
m,p-Xylene	BRL	5.0		ug/L	231756	1	10/28/2016 14:01	BN
Methyl acetate	BRL	5.0		ug/L	231756	1	10/28/2016 14:01	BN
Methyl tert-butyl ether	BRL	5.0		ug/L	231756	1	10/28/2016 14:01	BN
Methylcyclohexane	BRL	5.0		ug/L	231756	1	10/28/2016 14:01	BN
Methylene chloride	BRL	5.0		ug/L	231756	1	10/28/2016 14:01	BN
o-Xylene	BRL	5.0		ug/L	231756	1	10/28/2016 14:01	BN

Qualifiers:

*	Value exceeds maximum contaminant level	E	Estimated (value above quantitation range)
BRL	Below reporting limit	S	Spike Recovery outside limits due to matrix
H	Holding times for preparation or analysis exceeded	Narr	See case narrative
N	Analyte not NELAC certified	NC	Not confirmed
B	Analyte detected in the associated method blank	<	Less than Result value
>	Greater than Result value	J	Estimated value detected below Reporting Limit

Analytical Environmental Services, Inc

Date: 28-Oct-16

Client:	Environmental Planning Specialists, Inc.	**Client Sample ID:**	16295-MW-37D
Project Name:	Rheem	**Collection Date:**	10/21/2016 3:30:00 PM
Lab ID:	1610J35-014	**Matrix:**	Groundwater

Analyses	Result	Reporting Limit	Qual	Units	BatchID	Dilution Factor	Date Analyzed	Analyst
TCL VOLATILE ORGANICS SW8260B				**(SW5030B)**				
Styrene	BRL	5.0		ug/L	231756	1	10/28/2016 14:01	BN
Tetrachloroethene	BRL	5.0		ug/L	231756	1	10/28/2016 14:01	BN
Toluene	BRL	5.0		ug/L	231756	1	10/28/2016 14:01	BN
trans-1,2-Dichloroethene	BRL	5.0		ug/L	231756	1	10/28/2016 14:01	BN
trans-1,3-Dichloropropene	BRL	5.0		ug/L	231756	1	10/28/2016 14:01	BN
Trichloroethene	41	5.0		ug/L	231756	1	10/28/2016 14:01	BN
Trichlorofluoromethane	BRL	5.0		ug/L	231756	1	10/28/2016 14:01	BN
Vinyl chloride	BRL	2.0		ug/L	231756	1	10/28/2016 14:01	BN
Surr: 4-Bromofluorobenzene	91.9	70.7-125		%REC	231756	1	10/28/2016 14:01	BN
Surr: Dibromofluoromethane	102	82.2-120		%REC	231756	1	10/28/2016 14:01	BN
Surr: Toluene-d8	99.4	81.8-120		%REC	231756	1	10/28/2016 14:01	BN

Qualifiers:

*	Value exceeds maximum contaminant level	E	Estimated (value above quantitation range)
BRL	Below reporting limit	S	Spike Recovery outside limits due to matrix
H	Holding times for preparation or analysis exceeded	Narr	See case narrative
N	Analyte not NELAC certified	NC	Not confirmed
B	Analyte detected in the associated method blank	<	Less than Result value
>	Greater than Result value	J	Estimated value detected below Reporting Limit

Analytical Environmental Services, Inc

Date: 28-Oct-16

Client:	Environmental Planning Specialists, Inc.	**Client Sample ID:**	16295-MW-42D
Project Name:	Rheem	**Collection Date:**	10/21/2016 3:45:00 PM
Lab ID:	1610J35-015	**Matrix:**	Groundwater

Analyses	Result	Reporting Limit	Qual	Units	BatchID	Dilution Factor	Date Analyzed	Analyst
TCL VOLATILE ORGANICS SW8260B				**(SW5030B)**				
1,1,1-Trichloroethane	BRL	5.0		ug/L	231756	1	10/28/2016 13:35	BN
1,1,2,2-Tetrachloroethane	BRL	5.0		ug/L	231756	1	10/28/2016 13:35	BN
1,1,2-Trichloroethane	BRL	5.0		ug/L	231756	1	10/28/2016 13:35	BN
1,1-Dichloroethane	BRL	5.0		ug/L	231756	1	10/28/2016 13:35	BN
1,1-Dichloroethene	BRL	5.0		ug/L	231756	1	10/28/2016 13:35	BN
1,2,4-Trichlorobenzene	BRL	5.0		ug/L	231756	1	10/28/2016 13:35	BN
1,2-Dibromo-3-chloropropane	BRL	5.0		ug/L	231756	1	10/28/2016 13:35	BN
1,2-Dibromoethane	BRL	5.0		ug/L	231756	1	10/28/2016 13:35	BN
1,2-Dichlorobenzene	BRL	5.0		ug/L	231756	1	10/28/2016 13:35	BN
1,2-Dichloroethane	BRL	5.0		ug/L	231756	1	10/28/2016 13:35	BN
1,2-Dichloropropane	BRL	5.0		ug/L	231756	1	10/28/2016 13:35	BN
1,3-Dichlorobenzene	BRL	5.0		ug/L	231756	1	10/28/2016 13:35	BN
1,4-Dichlorobenzene	BRL	5.0		ug/L	231756	1	10/28/2016 13:35	BN
2-Butanone	BRL	50		ug/L	231756	1	10/28/2016 13:35	BN
2-Hexanone	BRL	10		ug/L	231756	1	10/28/2016 13:35	BN
4-Methyl-2-pentanone	BRL	10		ug/L	231756	1	10/28/2016 13:35	BN
Acetone	BRL	50		ug/L	231756	1	10/28/2016 13:35	BN
Benzene	BRL	5.0		ug/L	231756	1	10/28/2016 13:35	BN
Bromodichloromethane	BRL	5.0		ug/L	231756	1	10/28/2016 13:35	BN
Bromoform	BRL	5.0		ug/L	231756	1	10/28/2016 13:35	BN
Bromomethane	BRL	5.0		ug/L	231756	1	10/28/2016 13:35	BN
Carbon disulfide	BRL	5.0		ug/L	231756	1	10/28/2016 13:35	BN
Carbon tetrachloride	BRL	5.0		ug/L	231756	1	10/28/2016 13:35	BN
Chlorobenzene	BRL	5.0		ug/L	231756	1	10/28/2016 13:35	BN
Chloroethane	BRL	10		ug/L	231756	1	10/28/2016 13:35	BN
Chloroform	BRL	5.0		ug/L	231756	1	10/28/2016 13:35	BN
Chloromethane	BRL	10		ug/L	231756	1	10/28/2016 13:35	BN
cis-1,2-Dichloroethene	BRL	5.0		ug/L	231756	1	10/28/2016 13:35	BN
cis-1,3-Dichloropropene	BRL	5.0		ug/L	231756	1	10/28/2016 13:35	BN
Cyclohexane	BRL	5.0		ug/L	231756	1	10/28/2016 13:35	BN
Dibromochloromethane	BRL	5.0		ug/L	231756	1	10/28/2016 13:35	BN
Dichlorodifluoromethane	BRL	10		ug/L	231756	1	10/28/2016 13:35	BN
Ethylbenzene	BRL	5.0		ug/L	231756	1	10/28/2016 13:35	BN
Freon-113	BRL	10		ug/L	231756	1	10/28/2016 13:35	BN
Isopropylbenzene	BRL	5.0		ug/L	231756	1	10/28/2016 13:35	BN
m,p-Xylene	BRL	5.0		ug/L	231756	1	10/28/2016 13:35	BN
Methyl acetate	BRL	5.0		ug/L	231756	1	10/28/2016 13:35	BN
Methyl tert-butyl ether	BRL	5.0		ug/L	231756	1	10/28/2016 13:35	BN
Methylcyclohexane	BRL	5.0		ug/L	231756	1	10/28/2016 13:35	BN
Methylene chloride	BRL	5.0		ug/L	231756	1	10/28/2016 13:35	BN
o-Xylene	BRL	5.0		ug/L	231756	1	10/28/2016 13:35	BN

Qualifiers:

*	Value exceeds maximum contaminant level	E	Estimated (value above quantitation range)
BRL	Below reporting limit	S	Spike Recovery outside limits due to matrix
H	Holding times for preparation or analysis exceeded	Narr	See case narrative
N	Analyte not NELAC certified	NC	Not confirmed
B	Analyte detected in the associated method blank	<	Less than Result value
>	Greater than Result value	J	Estimated value detected below Reporting Limit

Analytical Environmental Services, Inc

Date: 28-Oct-16

Client:	Environmental Planning Specialists, Inc.	**Client Sample ID:**	16295-MW-42D
Project Name:	Rheem	**Collection Date:**	10/21/2016 3:45:00 PM
Lab ID:	1610J35-015	**Matrix:**	Groundwater

Analyses	Result	Reporting Limit	Qual	Units	BatchID	Dilution Factor	Date Analyzed	Analyst
TCL VOLATILE ORGANICS SW8260B				**(SW5030B)**				
Styrene	BRL	5.0		ug/L	231756	1	10/28/2016 13:35	BN
Tetrachloroethene	BRL	5.0		ug/L	231756	1	10/28/2016 13:35	BN
Toluene	BRL	5.0		ug/L	231756	1	10/28/2016 13:35	BN
trans-1,2-Dichloroethene	BRL	5.0		ug/L	231756	1	10/28/2016 13:35	BN
trans-1,3-Dichloropropene	BRL	5.0		ug/L	231756	1	10/28/2016 13:35	BN
Trichloroethene	58	5.0		ug/L	231756	1	10/28/2016 13:35	BN
Trichlorofluoromethane	BRL	5.0		ug/L	231756	1	10/28/2016 13:35	BN
Vinyl chloride	BRL	2.0		ug/L	231756	1	10/28/2016 13:35	BN
Surr: 4-Bromofluorobenzene	95.7	70.7-125		%REC	231756	1	10/28/2016 13:35	BN
Surr: Dibromofluoromethane	97.6	82.2-120		%REC	231756	1	10/28/2016 13:35	BN
Surr: Toluene-d8	107	81.8-120		%REC	231756	1	10/28/2016 13:35	BN

Qualifiers:

*	Value exceeds maximum contaminant level	E	Estimated (value above quantitation range)
BRL	Below reporting limit	S	Spike Recovery outside limits due to matrix
H	Holding times for preparation or analysis exceeded	Narr	See case narrative
N	Analyte not NELAC certified	NC	Not confirmed
B	Analyte detected in the associated method blank	<	Less than Result value
>	Greater than Result value	J	Estimated value detected below Reporting Limit

Analytical Environmental Services, Inc

Date: 28-Oct-16

Client:	Environmental Planning Specialists, Inc.	**Client Sample ID:**	16295-MW-28
Project Name:	Rheem	**Collection Date:**	10/21/2016 4:00:00 PM
Lab ID:	1610J35-016	**Matrix:**	Groundwater

Analyses	Result	Reporting Limit	Qual	Units	BatchID	Dilution Factor	Date Analyzed	Analyst
TCL VOLATILE ORGANICS SW8260B				**(SW5030B)**				
1,1,1-Trichloroethane	BRL	5.0		ug/L	231756	1	10/28/2016 14:27	BN
1,1,2,2-Tetrachloroethane	BRL	5.0		ug/L	231756	1	10/28/2016 14:27	BN
1,1,2-Trichloroethane	BRL	5.0		ug/L	231756	1	10/28/2016 14:27	BN
1,1-Dichloroethane	BRL	5.0		ug/L	231756	1	10/28/2016 14:27	BN
1,1-Dichloroethene	BRL	5.0		ug/L	231756	1	10/28/2016 14:27	BN
1,2,4-Trichlorobenzene	BRL	5.0		ug/L	231756	1	10/28/2016 14:27	BN
1,2-Dibromo-3-chloropropane	BRL	5.0		ug/L	231756	1	10/28/2016 14:27	BN
1,2-Dibromoethane	BRL	5.0		ug/L	231756	1	10/28/2016 14:27	BN
1,2-Dichlorobenzene	BRL	5.0		ug/L	231756	1	10/28/2016 14:27	BN
1,2-Dichloroethane	BRL	5.0		ug/L	231756	1	10/28/2016 14:27	BN
1,2-Dichloropropane	BRL	5.0		ug/L	231756	1	10/28/2016 14:27	BN
1,3-Dichlorobenzene	BRL	5.0		ug/L	231756	1	10/28/2016 14:27	BN
1,4-Dichlorobenzene	BRL	5.0		ug/L	231756	1	10/28/2016 14:27	BN
2-Butanone	BRL	50		ug/L	231756	1	10/28/2016 14:27	BN
2-Hexanone	BRL	10		ug/L	231756	1	10/28/2016 14:27	BN
4-Methyl-2-pentanone	BRL	10		ug/L	231756	1	10/28/2016 14:27	BN
Acetone	BRL	50		ug/L	231756	1	10/28/2016 14:27	BN
Benzene	BRL	5.0		ug/L	231756	1	10/28/2016 14:27	BN
Bromodichloromethane	BRL	5.0		ug/L	231756	1	10/28/2016 14:27	BN
Bromoform	BRL	5.0		ug/L	231756	1	10/28/2016 14:27	BN
Bromomethane	BRL	5.0		ug/L	231756	1	10/28/2016 14:27	BN
Carbon disulfide	BRL	5.0		ug/L	231756	1	10/28/2016 14:27	BN
Carbon tetrachloride	BRL	5.0		ug/L	231756	1	10/28/2016 14:27	BN
Chlorobenzene	BRL	5.0		ug/L	231756	1	10/28/2016 14:27	BN
Chloroethane	BRL	10		ug/L	231756	1	10/28/2016 14:27	BN
Chloroform	BRL	5.0		ug/L	231756	1	10/28/2016 14:27	BN
Chloromethane	BRL	10		ug/L	231756	1	10/28/2016 14:27	BN
cis-1,2-Dichloroethene	BRL	5.0		ug/L	231756	1	10/28/2016 14:27	BN
cis-1,3-Dichloropropene	BRL	5.0		ug/L	231756	1	10/28/2016 14:27	BN
Cyclohexane	BRL	5.0		ug/L	231756	1	10/28/2016 14:27	BN
Dibromochloromethane	BRL	5.0		ug/L	231756	1	10/28/2016 14:27	BN
Dichlorodifluoromethane	BRL	10		ug/L	231756	1	10/28/2016 14:27	BN
Ethylbenzene	BRL	5.0		ug/L	231756	1	10/28/2016 14:27	BN
Freon-113	BRL	10		ug/L	231756	1	10/28/2016 14:27	BN
Isopropylbenzene	BRL	5.0		ug/L	231756	1	10/28/2016 14:27	BN
m,p-Xylene	BRL	5.0		ug/L	231756	1	10/28/2016 14:27	BN
Methyl acetate	BRL	5.0		ug/L	231756	1	10/28/2016 14:27	BN
Methyl tert-butyl ether	BRL	5.0		ug/L	231756	1	10/28/2016 14:27	BN
Methylcyclohexane	BRL	5.0		ug/L	231756	1	10/28/2016 14:27	BN
Methylene chloride	BRL	5.0		ug/L	231756	1	10/28/2016 14:27	BN
o-Xylene	BRL	5.0		ug/L	231756	1	10/28/2016 14:27	BN

Qualifiers:

*	Value exceeds maximum contaminant level	E	Estimated (value above quantitation range)
BRL	Below reporting limit	S	Spike Recovery outside limits due to matrix
H	Holding times for preparation or analysis exceeded	Narr	See case narrative
N	Analyte not NELAC certified	NC	Not confirmed
B	Analyte detected in the associated method blank	<	Less than Result value
>	Greater than Result value	J	Estimated value detected below Reporting Limit

Analytical Environmental Services, Inc

Date: 28-Oct-16

Client:	Environmental Planning Specialists, Inc.	**Client Sample ID:**	16295-MW-28
Project Name:	Rheem	**Collection Date:**	10/21/2016 4:00:00 PM
Lab ID:	1610J35-016	**Matrix:**	Groundwater

Analyses	Result	Reporting Limit	Qual	Units	BatchID	Dilution Factor	Date Analyzed	Analyst
TCL VOLATILE ORGANICS SW8260B				**(SW5030B)**				
Styrene	BRL	5.0		ug/L	231756	1	10/28/2016 14:27	BN
Tetrachloroethene	BRL	5.0		ug/L	231756	1	10/28/2016 14:27	BN
Toluene	BRL	5.0		ug/L	231756	1	10/28/2016 14:27	BN
trans-1,2-Dichloroethene	BRL	5.0		ug/L	231756	1	10/28/2016 14:27	BN
trans-1,3-Dichloropropene	BRL	5.0		ug/L	231756	1	10/28/2016 14:27	BN
Trichloroethene	56	5.0		ug/L	231756	1	10/28/2016 14:27	BN
Trichlorofluoromethane	BRL	5.0		ug/L	231756	1	10/28/2016 14:27	BN
Vinyl chloride	BRL	2.0		ug/L	231756	1	10/28/2016 14:27	BN
Surr: 4-Bromofluorobenzene	93.3	70.7-125		%REC	231756	1	10/28/2016 14:27	BN
Surr: Dibromofluoromethane	96.6	82.2-120		%REC	231756	1	10/28/2016 14:27	BN
Surr: Toluene-d8	92.6	81.8-120		%REC	231756	1	10/28/2016 14:27	BN

Qualifiers:

*	Value exceeds maximum contaminant level	E	Estimated (value above quantitation range)
BRL	Below reporting limit	S	Spike Recovery outside limits due to matrix
H	Holding times for preparation or analysis exceeded	Narr	See case narrative
N	Analyte not NELAC certified	NC	Not confirmed
B	Analyte detected in the associated method blank	<	Less than Result value
>	Greater than Result value	J	Estimated value detected below Reporting Limit

Analytical Environmental Services, Inc

Date: 28-Oct-16

Client:	Environmental Planning Specialists, Inc.	**Client Sample ID:**	16295-MW-41D
Project Name:	Rheem	**Collection Date:**	10/21/2016 4:15:00 PM
Lab ID:	1610J35-017	**Matrix:**	Groundwater

Analyses	Result	Reporting Limit	Qual	Units	BatchID	Dilution Factor	Date Analyzed	Analyst
TCL VOLATILE ORGANICS SW8260B					**(SW5030B)**			
1,1,1-Trichloroethane	BRL	5.0		ug/L	231756	1	10/28/2016 14:53	BN
1,1,2,2-Tetrachloroethane	BRL	5.0		ug/L	231756	1	10/28/2016 14:53	BN
1,1,2-Trichloroethane	BRL	5.0		ug/L	231756	1	10/28/2016 14:53	BN
1,1-Dichloroethane	BRL	5.0		ug/L	231756	1	10/28/2016 14:53	BN
1,1-Dichloroethene	BRL	5.0		ug/L	231756	1	10/28/2016 14:53	BN
1,2,4-Trichlorobenzene	BRL	5.0		ug/L	231756	1	10/28/2016 14:53	BN
1,2-Dibromo-3-chloropropane	BRL	5.0		ug/L	231756	1	10/28/2016 14:53	BN
1,2-Dibromoethane	BRL	5.0		ug/L	231756	1	10/28/2016 14:53	BN
1,2-Dichlorobenzene	BRL	5.0		ug/L	231756	1	10/28/2016 14:53	BN
1,2-Dichloroethane	BRL	5.0		ug/L	231756	1	10/28/2016 14:53	BN
1,2-Dichloropropane	BRL	5.0		ug/L	231756	1	10/28/2016 14:53	BN
1,3-Dichlorobenzene	BRL	5.0		ug/L	231756	1	10/28/2016 14:53	BN
1,4-Dichlorobenzene	BRL	5.0		ug/L	231756	1	10/28/2016 14:53	BN
2-Butanone	BRL	50		ug/L	231756	1	10/28/2016 14:53	BN
2-Hexanone	BRL	10		ug/L	231756	1	10/28/2016 14:53	BN
4-Methyl-2-pentanone	BRL	10		ug/L	231756	1	10/28/2016 14:53	BN
Acetone	BRL	50		ug/L	231756	1	10/28/2016 14:53	BN
Benzene	BRL	5.0		ug/L	231756	1	10/28/2016 14:53	BN
Bromodichloromethane	BRL	5.0		ug/L	231756	1	10/28/2016 14:53	BN
Bromoform	BRL	5.0		ug/L	231756	1	10/28/2016 14:53	BN
Bromomethane	BRL	5.0		ug/L	231756	1	10/28/2016 14:53	BN
Carbon disulfide	BRL	5.0		ug/L	231756	1	10/28/2016 14:53	BN
Carbon tetrachloride	BRL	5.0		ug/L	231756	1	10/28/2016 14:53	BN
Chlorobenzene	BRL	5.0		ug/L	231756	1	10/28/2016 14:53	BN
Chloroethane	BRL	10		ug/L	231756	1	10/28/2016 14:53	BN
Chloroform	BRL	5.0		ug/L	231756	1	10/28/2016 14:53	BN
Chloromethane	BRL	10		ug/L	231756	1	10/28/2016 14:53	BN
cis-1,2-Dichloroethene	12	5.0		ug/L	231756	1	10/28/2016 14:53	BN
cis-1,3-Dichloropropene	BRL	5.0		ug/L	231756	1	10/28/2016 14:53	BN
Cyclohexane	BRL	5.0		ug/L	231756	1	10/28/2016 14:53	BN
Dibromochloromethane	BRL	5.0		ug/L	231756	1	10/28/2016 14:53	BN
Dichlorodifluoromethane	BRL	10		ug/L	231756	1	10/28/2016 14:53	BN
Ethylbenzene	BRL	5.0		ug/L	231756	1	10/28/2016 14:53	BN
Freon-113	BRL	10		ug/L	231756	1	10/28/2016 14:53	BN
Isopropylbenzene	BRL	5.0		ug/L	231756	1	10/28/2016 14:53	BN
m,p-Xylene	BRL	5.0		ug/L	231756	1	10/28/2016 14:53	BN
Methyl acetate	BRL	5.0		ug/L	231756	1	10/28/2016 14:53	BN
Methyl tert-butyl ether	BRL	5.0		ug/L	231756	1	10/28/2016 14:53	BN
Methylcyclohexane	BRL	5.0		ug/L	231756	1	10/28/2016 14:53	BN
Methylene chloride	BRL	5.0		ug/L	231756	1	10/28/2016 14:53	BN
o-Xylene	BRL	5.0		ug/L	231756	1	10/28/2016 14:53	BN

Qualifiers:

*	Value exceeds maximum contaminant level	E	Estimated (value above quantitation range)
BRL	Below reporting limit	S	Spike Recovery outside limits due to matrix
H	Holding times for preparation or analysis exceeded	Narr	See case narrative
N	Analyte not NELAC certified	NC	Not confirmed
B	Analyte detected in the associated method blank	<	Less than Result value
>	Greater than Result value	J	Estimated value detected below Reporting Limit

Analytical Environmental Services, Inc

Date: 28-Oct-16

Client:	Environmental Planning Specialists, Inc.	**Client Sample ID:**	16295-MW-41D
Project Name:	Rheem	**Collection Date:**	10/21/2016 4:15:00 PM
Lab ID:	1610J35-017	**Matrix:**	Groundwater

Analyses	Result	Reporting Limit	Qual	Units	BatchID	Dilution Factor	Date Analyzed	Analyst
TCL VOLATILE ORGANICS SW8260B				**(SW5030B)**				
Styrene	BRL	5.0		ug/L	231756	1	10/28/2016 14:53	BN
Tetrachloroethene	BRL	5.0		ug/L	231756	1	10/28/2016 14:53	BN
Toluene	BRL	5.0		ug/L	231756	1	10/28/2016 14:53	BN
trans-1,2-Dichloroethene	BRL	5.0		ug/L	231756	1	10/28/2016 14:53	BN
trans-1,3-Dichloropropene	BRL	5.0		ug/L	231756	1	10/28/2016 14:53	BN
Trichloroethene	130	5.0		ug/L	231756	1	10/28/2016 14:53	BN
Trichlorofluoromethane	BRL	5.0		ug/L	231756	1	10/28/2016 14:53	BN
Vinyl chloride	BRL	2.0		ug/L	231756	1	10/28/2016 14:53	BN
Surr: 4-Bromofluorobenzene	93	70.7-125		%REC	231756	1	10/28/2016 14:53	BN
Surr: Dibromofluoromethane	102	82.2-120		%REC	231756	1	10/28/2016 14:53	BN
Surr: Toluene-d8	97.8	81.8-120		%REC	231756	1	10/28/2016 14:53	BN

Qualifiers:

*	Value exceeds maximum contaminant level	E	Estimated (value above quantitation range)
BRL	Below reporting limit	S	Spike Recovery outside limits due to matrix
H	Holding times for preparation or analysis exceeded	Narr	See case narrative
N	Analyte not NELAC certified	NC	Not confirmed
B	Analyte detected in the associated method blank	<	Less than Result value
>	Greater than Result value	J	Estimated value detected below Reporting Limit

Analytical Environmental Services, Inc

Date: 28-Oct-16

Client:	Environmental Planning Specialists, Inc.	**Client Sample ID:**	16295-MW-DUP
Project Name:	Rheem	**Collection Date:**	10/21/2016
Lab ID:	1610J35-018	**Matrix:**	Groundwater

Analyses	Result	Reporting Limit	Qual	Units	BatchID	Dilution Factor	Date Analyzed	Analyst
TCL VOLATILE ORGANICS SW8260B					**(SW5030B)**			
1,1,1-Trichloroethane	BRL	5.0		ug/L	231756	1	10/28/2016 15:19	BN
1,1,2,2-Tetrachloroethane	BRL	5.0		ug/L	231756	1	10/28/2016 15:19	BN
1,1,2-Trichloroethane	BRL	5.0		ug/L	231756	1	10/28/2016 15:19	BN
1,1-Dichloroethane	BRL	5.0		ug/L	231756	1	10/28/2016 15:19	BN
1,1-Dichloroethene	BRL	5.0		ug/L	231756	1	10/28/2016 15:19	BN
1,2,4-Trichlorobenzene	BRL	5.0		ug/L	231756	1	10/28/2016 15:19	BN
1,2-Dibromo-3-chloropropane	BRL	5.0		ug/L	231756	1	10/28/2016 15:19	BN
1,2-Dibromoethane	BRL	5.0		ug/L	231756	1	10/28/2016 15:19	BN
1,2-Dichlorobenzene	BRL	5.0		ug/L	231756	1	10/28/2016 15:19	BN
1,2-Dichloroethane	BRL	5.0		ug/L	231756	1	10/28/2016 15:19	BN
1,2-Dichloropropane	BRL	5.0		ug/L	231756	1	10/28/2016 15:19	BN
1,3-Dichlorobenzene	BRL	5.0		ug/L	231756	1	10/28/2016 15:19	BN
1,4-Dichlorobenzene	BRL	5.0		ug/L	231756	1	10/28/2016 15:19	BN
2-Butanone	BRL	50		ug/L	231756	1	10/28/2016 15:19	BN
2-Hexanone	BRL	10		ug/L	231756	1	10/28/2016 15:19	BN
4-Methyl-2-pentanone	BRL	10		ug/L	231756	1	10/28/2016 15:19	BN
Acetone	BRL	50		ug/L	231756	1	10/28/2016 15:19	BN
Benzene	BRL	5.0		ug/L	231756	1	10/28/2016 15:19	BN
Bromodichloromethane	BRL	5.0		ug/L	231756	1	10/28/2016 15:19	BN
Bromoform	BRL	5.0		ug/L	231756	1	10/28/2016 15:19	BN
Bromomethane	BRL	5.0		ug/L	231756	1	10/28/2016 15:19	BN
Carbon disulfide	BRL	5.0		ug/L	231756	1	10/28/2016 15:19	BN
Carbon tetrachloride	BRL	5.0		ug/L	231756	1	10/28/2016 15:19	BN
Chlorobenzene	BRL	5.0		ug/L	231756	1	10/28/2016 15:19	BN
Chloroethane	BRL	10		ug/L	231756	1	10/28/2016 15:19	BN
Chloroform	BRL	5.0		ug/L	231756	1	10/28/2016 15:19	BN
Chloromethane	BRL	10		ug/L	231756	1	10/28/2016 15:19	BN
cis-1,2-Dichloroethene	12	5.0		ug/L	231756	1	10/28/2016 15:19	BN
cis-1,3-Dichloropropene	BRL	5.0		ug/L	231756	1	10/28/2016 15:19	BN
Cyclohexane	BRL	5.0		ug/L	231756	1	10/28/2016 15:19	BN
Dibromochloromethane	BRL	5.0		ug/L	231756	1	10/28/2016 15:19	BN
Dichlorodifluoromethane	BRL	10		ug/L	231756	1	10/28/2016 15:19	BN
Ethylbenzene	BRL	5.0		ug/L	231756	1	10/28/2016 15:19	BN
Freon-113	BRL	10		ug/L	231756	1	10/28/2016 15:19	BN
Isopropylbenzene	BRL	5.0		ug/L	231756	1	10/28/2016 15:19	BN
m,p-Xylene	BRL	5.0		ug/L	231756	1	10/28/2016 15:19	BN
Methyl acetate	BRL	5.0		ug/L	231756	1	10/28/2016 15:19	BN
Methyl tert-butyl ether	BRL	5.0		ug/L	231756	1	10/28/2016 15:19	BN
Methylcyclohexane	BRL	5.0		ug/L	231756	1	10/28/2016 15:19	BN
Methylene chloride	BRL	5.0		ug/L	231756	1	10/28/2016 15:19	BN
o-Xylene	BRL	5.0		ug/L	231756	1	10/28/2016 15:19	BN

Qualifiers:

*	Value exceeds maximum contaminant level	E	Estimated (value above quantitation range)
BRL	Below reporting limit	S	Spike Recovery outside limits due to matrix
H	Holding times for preparation or analysis exceeded	Narr	See case narrative
N	Analyte not NELAC certified	NC	Not confirmed
B	Analyte detected in the associated method blank	<	Less than Result value
>	Greater than Result value	J	Estimated value detected below Reporting Limit

Analytical Environmental Services, Inc

Date: 28-Oct-16

Client:	Environmental Planning Specialists, Inc.	**Client Sample ID:**	16295-MW-DUP
Project Name:	Rheem	**Collection Date:**	10/21/2016
Lab ID:	1610J35-018	**Matrix:**	Groundwater

Analyses	Result	Reporting Limit	Qual	Units	BatchID	Dilution Factor	Date Analyzed	Analyst
TCL VOLATILE ORGANICS SW8260B				**(SW5030B)**				
Styrene	BRL	5.0		ug/L	231756	1	10/28/2016 15:19	BN
Tetrachloroethene	BRL	5.0		ug/L	231756	1	10/28/2016 15:19	BN
Toluene	BRL	5.0		ug/L	231756	1	10/28/2016 15:19	BN
trans-1,2-Dichloroethene	BRL	5.0		ug/L	231756	1	10/28/2016 15:19	BN
trans-1,3-Dichloropropene	BRL	5.0		ug/L	231756	1	10/28/2016 15:19	BN
Trichloroethene	170	5.0		ug/L	231756	1	10/28/2016 15:19	BN
Trichlorofluoromethane	BRL	5.0		ug/L	231756	1	10/28/2016 15:19	BN
Vinyl chloride	BRL	2.0		ug/L	231756	1	10/28/2016 15:19	BN
Surr: 4-Bromofluorobenzene	91	70.7-125		%REC	231756	1	10/28/2016 15:19	BN
Surr: Dibromofluoromethane	92.9	82.2-120		%REC	231756	1	10/28/2016 15:19	BN
Surr: Toluene-d8	90.2	81.8-120		%REC	231756	1	10/28/2016 15:19	BN

Qualifiers:

*	Value exceeds maximum contaminant level	E	Estimated (value above quantitation range)
BRL	Below reporting limit	S	Spike Recovery outside limits due to matrix
H	Holding times for preparation or analysis exceeded	Narr	See case narrative
N	Analyte not NELAC certified	NC	Not confirmed
B	Analyte detected in the associated method blank	<	Less than Result value
>	Greater than Result value	J	Estimated value detected below Reporting Limit

Analytical Environmental Services, Inc

Date: 28-Oct-16

Client:	Environmental Planning Specialists, Inc.	**Client Sample ID:**	16295-PDB-BLANK
Project Name:	Rheem	**Collection Date:**	10/21/2016 4:45:00 PM
Lab ID:	1610J35-019	**Matrix:**	Aqueous

Analyses	Result	Reporting Limit	Qual	Units	BatchID	Dilution Factor	Date Analyzed	Analyst
TCL VOLATILE ORGANICS SW8260B				**(SW5030B)**				
1,1,1-Trichloroethane	BRL	5.0		ug/L	231756	1	10/26/2016 10:57	BN
1,1,2,2-Tetrachloroethane	BRL	5.0		ug/L	231756	1	10/26/2016 10:57	BN
1,1,2-Trichloroethane	BRL	5.0		ug/L	231756	1	10/26/2016 10:57	BN
1,1-Dichloroethane	BRL	5.0		ug/L	231756	1	10/26/2016 10:57	BN
1,1-Dichloroethene	BRL	5.0		ug/L	231756	1	10/26/2016 10:57	BN
1,2,4-Trichlorobenzene	BRL	5.0		ug/L	231756	1	10/26/2016 10:57	BN
1,2-Dibromo-3-chloropropane	BRL	5.0		ug/L	231756	1	10/26/2016 10:57	BN
1,2-Dibromoethane	BRL	5.0		ug/L	231756	1	10/26/2016 10:57	BN
1,2-Dichlorobenzene	BRL	5.0		ug/L	231756	1	10/26/2016 10:57	BN
1,2-Dichloroethane	BRL	5.0		ug/L	231756	1	10/26/2016 10:57	BN
1,2-Dichloropropane	BRL	5.0		ug/L	231756	1	10/26/2016 10:57	BN
1,3-Dichlorobenzene	BRL	5.0		ug/L	231756	1	10/26/2016 10:57	BN
1,4-Dichlorobenzene	BRL	5.0		ug/L	231756	1	10/26/2016 10:57	BN
2-Butanone	BRL	50		ug/L	231756	1	10/26/2016 10:57	BN
2-Hexanone	BRL	10		ug/L	231756	1	10/26/2016 10:57	BN
4-Methyl-2-pentanone	BRL	10		ug/L	231756	1	10/26/2016 10:57	BN
Acetone	BRL	50		ug/L	231756	1	10/26/2016 10:57	BN
Benzene	BRL	5.0		ug/L	231756	1	10/26/2016 10:57	BN
Bromodichloromethane	BRL	5.0		ug/L	231756	1	10/26/2016 10:57	BN
Bromoform	BRL	5.0		ug/L	231756	1	10/26/2016 10:57	BN
Bromomethane	BRL	5.0		ug/L	231756	1	10/26/2016 10:57	BN
Carbon disulfide	BRL	5.0		ug/L	231756	1	10/26/2016 10:57	BN
Carbon tetrachloride	BRL	5.0		ug/L	231756	1	10/26/2016 10:57	BN
Chlorobenzene	BRL	5.0		ug/L	231756	1	10/26/2016 10:57	BN
Chloroethane	BRL	10		ug/L	231756	1	10/26/2016 10:57	BN
Chloroform	BRL	5.0		ug/L	231756	1	10/26/2016 10:57	BN
Chloromethane	BRL	10		ug/L	231756	1	10/26/2016 10:57	BN
cis-1,2-Dichloroethene	BRL	5.0		ug/L	231756	1	10/26/2016 10:57	BN
cis-1,3-Dichloropropene	BRL	5.0		ug/L	231756	1	10/26/2016 10:57	BN
Cyclohexane	BRL	5.0		ug/L	231756	1	10/26/2016 10:57	BN
Dibromochloromethane	BRL	5.0		ug/L	231756	1	10/26/2016 10:57	BN
Dichlorodifluoromethane	BRL	10		ug/L	231756	1	10/26/2016 10:57	BN
Ethylbenzene	BRL	5.0		ug/L	231756	1	10/26/2016 10:57	BN
Freon-113	BRL	10		ug/L	231756	1	10/26/2016 10:57	BN
Isopropylbenzene	BRL	5.0		ug/L	231756	1	10/26/2016 10:57	BN
m,p-Xylene	BRL	5.0		ug/L	231756	1	10/26/2016 10:57	BN
Methyl acetate	BRL	5.0		ug/L	231756	1	10/26/2016 10:57	BN
Methyl tert-butyl ether	BRL	5.0		ug/L	231756	1	10/26/2016 10:57	BN
Methylcyclohexane	BRL	5.0		ug/L	231756	1	10/26/2016 10:57	BN
Methylene chloride	BRL	5.0		ug/L	231756	1	10/26/2016 10:57	BN
o-Xylene	BRL	5.0		ug/L	231756	1	10/26/2016 10:57	BN

Qualifiers:

*	Value exceeds maximum contaminant level	E	Estimated (value above quantitation range)
BRL	Below reporting limit	S	Spike Recovery outside limits due to matrix
H	Holding times for preparation or analysis exceeded	Narr	See case narrative
N	Analyte not NELAC certified	NC	Not confirmed
B	Analyte detected in the associated method blank	<	Less than Result value
>	Greater than Result value	J	Estimated value detected below Reporting Limit

Analytical Environmental Services, Inc

Date: 28-Oct-16

Client:	Environmental Planning Specialists, Inc.	**Client Sample ID:**	16295-PDB-BLANK
Project Name:	Rheem	**Collection Date:**	10/21/2016 4:45:00 PM
Lab ID:	1610J35-019	**Matrix:**	Aqueous

Analyses	Result	Reporting Limit	Qual	Units	BatchID	Dilution Factor	Date Analyzed	Analyst
TCL VOLATILE ORGANICS SW8260B				**(SW5030B)**				
Styrene	BRL	5.0		ug/L	231756	1	10/26/2016 10:57	BN
Tetrachloroethene	BRL	5.0		ug/L	231756	1	10/26/2016 10:57	BN
Toluene	BRL	5.0		ug/L	231756	1	10/26/2016 10:57	BN
trans-1,2-Dichloroethene	BRL	5.0		ug/L	231756	1	10/26/2016 10:57	BN
trans-1,3-Dichloropropene	BRL	5.0		ug/L	231756	1	10/26/2016 10:57	BN
Trichloroethene	BRL	5.0		ug/L	231756	1	10/26/2016 10:57	BN
Trichlorofluoromethane	BRL	5.0		ug/L	231756	1	10/26/2016 10:57	BN
Vinyl chloride	BRL	2.0		ug/L	231756	1	10/26/2016 10:57	BN
Surr: 4-Bromofluorobenzene	86.2	70.7-125		%REC	231756	1	10/26/2016 10:57	BN
Surr: Dibromofluoromethane	104	82.2-120		%REC	231756	1	10/26/2016 10:57	BN
Surr: Toluene-d8	94.6	81.8-120		%REC	231756	1	10/26/2016 10:57	BN

Qualifiers:

*	Value exceeds maximum contaminant level	E	Estimated (value above quantitation range)
BRL	Below reporting limit	S	Spike Recovery outside limits due to matrix
H	Holding times for preparation or analysis exceeded	Narr	See case narrative
N	Analyte not NELAC certified	NC	Not confirmed
B	Analyte detected in the associated method blank	<	Less than Result value
>	Greater than Result value	J	Estimated value detected below Reporting Limit

Analytical Environmental Services, Inc.

Sample/Cooler Receipt Checklist

Client EPS Work Order Number 1610J3S

Checklist completed by Pars Massoudi 10/24/16
Signature Date

Carrier name: FedEx __ UPS __ Courier __ Client ✓ US Mail __ Other _____

Shipping container/cooler in good condition?	Yes ✓	No __	Not Present __
Custody seals intact on shipping container/cooler?	Yes __	No __	Not Present ✓
Custody seals intact on sample bottles?	Yes __	No __	Not Present ✓
Container/Temp Blank temperature in compliance? (0°≤6°C)*	Yes ✓	No __	

Cooler #1 1.8 Cooler #2 _____ Cooler #3 _____ Cooler #4 _____ Cooler#5 _____ Cooler #6 _____

Chain of custody present?	Yes ✓	No __
Chain of custody signed when relinquished and received?	Yes ✓	No __
Chain of custody agrees with sample labels?	Yes ✓	No __
Samples in proper container/bottle?	Yes ✓	No __
Sample containers intact?	Yes ✓	No __
Sufficient sample volume for indicated test?	Yes ✓	No __
All samples received within holding time?	Yes ✓	No __
Was TAT marked on the COC?	Yes ✓	No __
Proceed with Standard TAT as per project history?	Yes __	No __ Not Applicable ✓

Water - VOA vials have zero headspace? No VOA vials submitted __ Yes __ No ✓

Water - pH acceptable upon receipt? Yes ✓ No __ Not Applicable __

Adjusted? _____ Checked by _____

Sample Condition: Good ✓ Other(Explain) _____

(For diffusive samples or AIHA lead) Is a known blank included? Yes __ No ✓

See Case Narrative for resolution of the Non-Conformance.

* Samples do not have to comply with the given range for certain parameters.

\\Aes_server\l\Sample Receipt\My Documents\COCs and pH Adjustment Sheet\Sample_Cooler_Recipt_Checklist_Rev1.rtf

Analytical Environmental Services, Inc

Date: 28-Oct-16

Client: Environmental Planning Specialists, Inc.
Project Name: Rheem
Workorder: 1610J35

ANALYTICAL QC SUMMARY REPORT

BatchID: 231756

Sample ID: **MB-231756** Client ID: Units: **ug/L** Prep Date: **10/26/2016** Run No: **328259**
SampleType: **MBLK** TestCode: **TCL VOLATILE ORGANICS SW8260B** BatchID: **231756** Analysis Date: **10/26/2016** Seq No: **7121770**

Analyte	Result	RPT Limit	SPK value	SPK Ref Val	%REC	Low Limit	High Limit	RPD Ref Val	%RPD	RPD Limit	Qual
1,1,1-Trichloroethane	BRL	5.0									
1,1,2,2-Tetrachloroethane	BRL	5.0									
1,1,2-Trichloroethane	BRL	5.0									
1,1-Dichloroethane	BRL	5.0									
1,1-Dichloroethene	BRL	5.0									
1,2,4-Trichlorobenzene	BRL	5.0									
1,2-Dibromo-3-chloropropane	BRL	5.0									
1,2-Dibromoethane	BRL	5.0									
1,2-Dichlorobenzene	BRL	5.0									
1,2-Dichloroethane	BRL	5.0									
1,2-Dichloropropane	BRL	5.0									
1,3-Dichlorobenzene	BRL	5.0									
1,4-Dichlorobenzene	BRL	5.0									
2-Butanone	BRL	50									
2-Hexanone	BRL	10									
4-Methyl-2-pentanone	BRL	10									
Acetone	BRL	50									
Benzene	BRL	5.0									
Bromodichloromethane	BRL	5.0									
Bromoform	BRL	5.0									
Bromomethane	BRL	5.0									
Carbon disulfide	BRL	5.0									
Carbon tetrachloride	BRL	5.0									
Chlorobenzene	BRL	5.0									
Chloroethane	BRL	10									
Chloroform	BRL	5.0									
Chloromethane	BRL	10									

Qualifiers:

>	Greater than Result value	<	Less than Result value	B	Analyte detected in the associated method blank
BRL	Below reporting limit	E	Estimated (value above quantitation range)	H	Holding times for preparation or analysis exceeded
J	Estimated value detected below Reporting Limit	N	Analyte not NELAC certified	R	RPD outside limits due to matrix
Rpt Lim	Reporting Limit	S	Spike Recovery outside limits due to matrix		

Client: Environmental Planning Specialists, Inc.
Project Name: Rheem
Workorder: 1610J35

ANALYTICAL QC SUMMARY REPORT

BatchID: 231756

Sample ID: **MB-231756** Client ID: Units: **ug/L** Prep Date: **10/26/2016** Run No: **328259**
SampleType: **MBLK** TestCode: **TCL VOLATILE ORGANICS SW8260B** BatchID: **231756** Analysis Date: **10/26/2016** Seq No: **7121770**

Analyte	Result	RPT Limit	SPK value	SPK Ref Val	%REC	Low Limit	High Limit	RPD Ref Val	%RPD	RPD Limit	Qual
cis-1,2-Dichloroethene	BRL	5.0									
cis-1,3-Dichloropropene	BRL	5.0									
Cyclohexane	BRL	5.0									
Dibromochloromethane	BRL	5.0									
Dichlorodifluoromethane	BRL	10									
Ethylbenzene	BRL	5.0									
Freon-113	BRL	10									
Isopropylbenzene	BRL	5.0									
m,p-Xylene	BRL	5.0									
Methyl acetate	BRL	5.0									
Methyl tert-butyl ether	BRL	5.0									
Methylcyclohexane	BRL	5.0									
Methylene chloride	BRL	5.0									
o-Xylene	BRL	5.0									
Styrene	BRL	5.0									
Tetrachloroethene	BRL	5.0									
Toluene	BRL	5.0									
trans-1,2-Dichloroethene	BRL	5.0									
trans-1,3-Dichloropropene	BRL	5.0									
Trichloroethene	BRL	5.0									
Trichlorofluoromethane	BRL	5.0									
Vinyl chloride	BRL	2.0									
Surr: 4-Bromofluorobenzene	44.13	0	50.00		88.3	70.7	125				
Surr: Dibromofluoromethane	50.10	0	50.00		100	82.2	120				
Surr: Toluene-d8	45.65	0	50.00		91.3	81.8	120				

Qualifiers:

>	Greater than Result value	<	Less than Result value	B	Analyte detected in the associated method blank
BRL	Below reporting limit	E	Estimated (value above quantitation range)	H	Holding times for preparation or analysis exceeded
J	Estimated value detected below Reporting Limit	N	Analyte not NELAC certified	R	RPD outside limits due to matrix
Rpt Lim	Reporting Limit	S	Spike Recovery outside limits due to matrix		

Client: Environmental Planning Specialists, Inc.
Project Name: Rheem
Workorder: 1610J35

ANALYTICAL QC SUMMARY REPORT

BatchID: 231756

Sample ID: **LCS-231756** Client ID: Units: **ug/L** Prep Date: **10/26/2016** Run No: **328259**
SampleType: **LCS** TestCode: **TCL VOLATILE ORGANICS SW8260B** BatchID: **231756** Analysis Date: **10/26/2016** Seq No: **7121769**

Analyte	Result	RPT Limit	SPK value	SPK Ref Val	%REC	Low Limit	High Limit	RPD Ref Val	%RPD	RPD Limit	Qual
1,1-Dichloroethene	45.31	5.0	50.00		90.6	65.3	137				
Benzene	49.28	5.0	50.00		98.6	74.9	123				
Chlorobenzene	50.02	5.0	50.00		100	73.9	124				
Toluene	51.78	5.0	50.00		104	75	124				
Trichloroethene	48.85	5.0	50.00		97.7	73.1	128				
Surr: 4-Bromofluorobenzene	45.31	0	50.00		90.6	70.7	125				
Surr: Dibromofluoromethane	49.34	0	50.00		98.7	82.2	120				
Surr: Toluene-d8	45.63	0	50.00		91.3	81.8	120				

Sample ID: **1610J35-001AMS** Client ID: **16295-MW-37S** Units: **ug/L** Prep Date: **10/26/2016** Run No: **328259**
SampleType: **MS** TestCode: **TCL VOLATILE ORGANICS SW8260B** BatchID: **231756** Analysis Date: **10/26/2016** Seq No: **7122535**

Analyte	Result	RPT Limit	SPK value	SPK Ref Val	%REC	Low Limit	High Limit	RPD Ref Val	%RPD	RPD Limit	Qual
1,1-Dichloroethene	47.05	5.0	50.00		94.1	60	150				
Benzene	47.22	5.0	50.00		94.4	70.1	132				
Chlorobenzene	50.27	5.0	50.00		101	70.9	131				
Toluene	49.92	5.0	50.00		99.8	70.1	133				
Trichloroethene	49.48	5.0	50.00		99.0	70	136				
Surr: 4-Bromofluorobenzene	44.10	0	50.00		88.2	70.7	125				
Surr: Dibromofluoromethane	47.82	0	50.00		95.6	82.2	120				
Surr: Toluene-d8	45.47	0	50.00		90.9	81.8	120				

Sample ID: **1610J35-001AMSD** Client ID: **16295-MW-37S** Units: **ug/L** Prep Date: **10/26/2016** Run No: **328259**
SampleType: **MSD** TestCode: **TCL VOLATILE ORGANICS SW8260B** BatchID: **231756** Analysis Date: **10/26/2016** Seq No: **7122540**

Analyte	Result	RPT Limit	SPK value	SPK Ref Val	%REC	Low Limit	High Limit	RPD Ref Val	%RPD	RPD Limit	Qual
1,1-Dichloroethene	47.85	5.0	50.00		95.7	60	150	47.05	1.69	17.7	
Benzene	48.51	5.0	50.00		97.0	70.1	132	47.22	2.70	20	

Qualifiers:

>	Greater than Result value	<	Less than Result value	B	Analyte detected in the associated method blank
BRL	Below reporting limit	E	Estimated (value above quantitation range)	H	Holding times for preparation or analysis exceeded
J	Estimated value detected below Reporting Limit	N	Analyte not NELAC certified	R	RPD outside limits due to matrix
Rpt Lim	Reporting Limit	S	Spike Recovery outside limits due to matrix		

Client: Environmental Planning Specialists, Inc.
Project Name: Rheem
Workorder: 1610J35

ANALYTICAL QC SUMMARY REPORT

BatchID: 231756

Sample ID: **1610J35-001AMSD** Client ID: **16295-MW-37S** Units: **ug/L** Prep Date: **10/26/2016** Run No: **328259**
SampleType: **MSD** TestCode: **TCL VOLATILE ORGANICS SW8260B** BatchID: **231756** Analysis Date: **10/26/2016** Seq No: **7122540**

Analyte	Result	RPT Limit	SPK value	SPK Ref Val	%REC	Low Limit	High Limit	RPD Ref Val	%RPD	RPD Limit	Qual
Chlorobenzene	48.75	5.0	50.00		97.5	70.9	131	50.27	3.07	20	
Toluene	52.59	5.0	50.00		105	70.1	133	49.92	5.21	20	
Trichloroethene	47.69	5.0	50.00		95.4	70	136	49.48	3.68	20	
Surr: 4-Bromofluorobenzene	43.96	0	50.00		87.9	70.7	125	44.10	0	0	
Surr: Dibromofluoromethane	55.43	0	50.00		111	82.2	120	47.82	0	0	
Surr: Toluene-d8	50.01	0	50.00		100	81.8	120	45.47	0	0	

Qualifiers:

>	Greater than Result value	<	Less than Result value	B	Analyte detected in the associated method blank
BRL	Below reporting limit	E	Estimated (value above quantitation range)	H	Holding times for preparation or analysis exceeded
J	Estimated value detected below Reporting Limit	N	Analyte not NELAC certified	R	RPD outside limits due to matrix
Rpt Lim	Reporting Limit	S	Spike Recovery outside limits due to matrix		

AES

ANALYTICAL ENVIRONMENTAL SERVICES, INC.

November 01, 2016

Justin Vickery
Environmental Planning Specialists, Inc.
1050 Crown Pointe Parkway
Atlanta GA 30338

TEL: (404) 315-9113
FAX: (404) 315-8509

RE: Rheem

Dear Justin Vickery: Order No: 1610J36

Analytical Environmental Services, Inc. received 12 samples on 10/24/2016 2:08:00 PM for the analyses presented in following report.

No problems were encountered during the analyses. Additionally, all results for the associated Quality Control samples were within EPA and/or AES established limits. Any discrepancies associated with the analyses contained herein will be noted and submitted in the form of a project Case Narrative.
AES's accreditations are as follows:
-NELAC/Florida State Laboratory ID E87582 for analysis of Non-Potable Water, Solid & Chemical Materials, and Drinking Water Microbiology, effective 07/01/16-06/30/17.
-NELAC/Louisiana Agency Interest No. 100818 for or analysis of Non-Potable Water and Solid & Chemical Materials, effective 07/01/16-06/30/17.
-NELAC/Texas Certificate No. T104704509-16-6 for or analysis of Non-Potable Water and Solid & Chemical Materials, effective 03/01/16-02/28/17.
-AIHA-LAP, LLC Laboratory ID: 100671 for Industrial Hygiene samples (Organics, Metals, PCM Asbestos, Gravimetric), Environmental Lead (Paint, Soil, Dust Wipes, Air), and Environmental Microbiology (Fungal) Direct Examination, effective until 09/01/17.

Chris Pafford
Project Manager

3080 Presidential Drive • Atlanta, Georgia 30340 • Tel: 770.457.8177 • Fax: 770.457.8188 • Toll Free: 800.972.4889
www.aesatlanta.com

ANALYTICAL ENVIRONMENTAL SERVICES, INC
3080 Presidential Drive, Atlanta GA 30340-3704
AES TEL.: (770) 457-8177 / TOLL-FREE (800) 972-4889 / FAX: (770) 457-8188

CHAIN OF CUSTODY

Work Order: 1610J36

Date: 10-21-16 Page ____ of ____

COMPANY: EPS

ADDRESS: 1050 Crown Pointe Pkwy Ste 550 Atlanta, GA

PHONE: 404-315-9117

FAX:

SAMPLED BY: Joe Terry, Alex Hyman

SIGNATURE:

ANALYSIS REQUESTED: VOC

PRESERVATION (See codes): H+I

Visit our website www.aesatlanta.com to check on the status of your results, place bottle orders, etc.

#	SAMPLE ID	SAMPLED DATE	SAMPLED TIME	Grab	Composite	Matrix (See codes)	VOC	REMARKS	No # of Containers
1	16292-MW-33	10-18-16	1005	X		GW	X		2
2	16292-MW-34	10-18-16	1510	X		GW			
3	16292-MW-35	10-18-16	1250	X		GW			
4	16291-MW-36	10-17-16	1700	X		GW			
5	16292-MW-43	10-18-16	0915	X		GW			
6	16291-MW-44	10-17-16	1545	X		GW			
7	16291-MW-45	10-17-16	1118	X		GW			
8	16292-MW-46	10-17-16	1355	X		GW			
9	16292-MW-47	10-18-16	1605	X		GW			
10	16291-MW-54	10-17-16	1410	X		GW			
11	16292-MW-Dup	10-18-16	1200	X		GW			4
12	16292-Trip Blank	10-18-16	–	X		W	X		2
13									
14									

RELINQUISHED BY	DATE/TIME	RECEIVED BY	DATE/TIME
1:	10-21-16/1730	1:	10/21/16/17:30
2:	10-24-16/14:08	2:	10/24/16 1408
3:		3:	

SPECIAL INSTRUCTIONS/COMMENTS:

SHIPMENT METHOD
OUT / / VIA:
IN / / VIA:
CLIENT FedEx UPS MAIL COURIER
GREYHOUND OTHER_____

PROJECT INFORMATION
PROJECT NAME: Rheem
PROJECT #:
SITE ADDRESS: 138 Robeson Mill
SEND REPORT TO: jvickery@envplanning.com
INVOICE TO: (IF DIFFERENT FROM ABOVE)
QUOTE #:_____ PO#:_____

RECEIPT
Total # of Containers 24

Turnaround Time Request
- (●) Standard 5 Business Days
- ( ) 2 Business Day Rush
- ( ) Next Business Day Rush
- ( ) Same Day Rush (auth req.)
- ( ) Other _____

STATE PROGRAM (if any): _____
E-mail? Y / N; Fax? Y / N
DATA PACKAGE: I II III IV

SAMPLES RECEIVED AFTER 3PM OR ON SATURDAY ARE CONSIDERED RECEIVED THE NEXT BUSINESS DAY. IF TURNAROUND TIME IS NOT INDICATED, AES WILL PROCEED WITH STANDARD TAT OF SAMPLES. SAMPLES ARE DISPOSED 30 DAYS AFTER REPORT COMPLETION UNLESS OTHER ARRANGEMENTS ARE MADE.

MATRIX CODES: A = Air GW = Groundwater SE = Sediment SO = Soil SW = Surface Water W = Water (Blanks) DW = Drinking Water (Blanks) O = Other (specify) WW = Waste Water
PRESERVATIVE CODES: H+I = Hydrochloric acid + ice I = Ice only N = Nitric acid S+I = Sulfuric acid + ice S/M+I = Sodium Bisulfate/Methanol + ice O = Other (specify) NA = None

White Copy - Original; Yellow Copy - Client

Analytical Environmental Services, Inc

Date: 1-Nov-16

Client:	Environmental Planning Specialists, Inc.	**Client Sample ID:**	16292-MW-33
Project Name:	Rheem	**Collection Date:**	10/18/2016 10:05:00 AM
Lab ID:	1610J36-001	**Matrix:**	Groundwater

Analyses	Result	Reporting Limit	Qual	Units	BatchID	Dilution Factor	Date Analyzed	Analyst
TCL VOLATILE ORGANICS SW8260B					**(SW5030B)**			
1,1,1-Trichloroethane	BRL	5.0		ug/L	231973	1	10/28/2016 17:02	BN
1,1,2,2-Tetrachloroethane	BRL	5.0		ug/L	231973	1	10/28/2016 17:02	BN
1,1,2-Trichloroethane	BRL	5.0		ug/L	231973	1	10/28/2016 17:02	BN
1,1-Dichloroethane	BRL	5.0		ug/L	231973	1	10/28/2016 17:02	BN
1,1-Dichloroethene	BRL	5.0		ug/L	231973	1	10/28/2016 17:02	BN
1,2,4-Trichlorobenzene	BRL	5.0		ug/L	231973	1	10/28/2016 17:02	BN
1,2-Dibromo-3-chloropropane	BRL	5.0		ug/L	231973	1	10/28/2016 17:02	BN
1,2-Dibromoethane	BRL	5.0		ug/L	231973	1	10/28/2016 17:02	BN
1,2-Dichlorobenzene	BRL	5.0		ug/L	231973	1	10/28/2016 17:02	BN
1,2-Dichloroethane	BRL	5.0		ug/L	231973	1	10/28/2016 17:02	BN
1,2-Dichloropropane	BRL	5.0		ug/L	231973	1	10/28/2016 17:02	BN
1,3-Dichlorobenzene	BRL	5.0		ug/L	231973	1	10/28/2016 17:02	BN
1,4-Dichlorobenzene	BRL	5.0		ug/L	231973	1	10/28/2016 17:02	BN
2-Butanone	BRL	50		ug/L	231973	1	10/28/2016 17:02	BN
2-Hexanone	BRL	10		ug/L	231973	1	10/28/2016 17:02	BN
4-Methyl-2-pentanone	BRL	10		ug/L	231973	1	10/28/2016 17:02	BN
Acetone	BRL	50		ug/L	231973	1	10/28/2016 17:02	BN
Benzene	BRL	5.0		ug/L	231973	1	10/28/2016 17:02	BN
Bromodichloromethane	BRL	5.0		ug/L	231973	1	10/28/2016 17:02	BN
Bromoform	BRL	5.0		ug/L	231973	1	10/28/2016 17:02	BN
Bromomethane	BRL	5.0		ug/L	231973	1	10/28/2016 17:02	BN
Carbon disulfide	BRL	5.0		ug/L	231973	1	10/28/2016 17:02	BN
Carbon tetrachloride	BRL	5.0		ug/L	231973	1	10/28/2016 17:02	BN
Chlorobenzene	BRL	5.0		ug/L	231973	1	10/28/2016 17:02	BN
Chloroethane	BRL	10		ug/L	231973	1	10/28/2016 17:02	BN
Chloroform	BRL	5.0		ug/L	231973	1	10/28/2016 17:02	BN
Chloromethane	BRL	10		ug/L	231973	1	10/28/2016 17:02	BN
cis-1,2-Dichloroethene	15	5.0		ug/L	231973	1	10/28/2016 17:02	BN
cis-1,3-Dichloropropene	BRL	5.0		ug/L	231973	1	10/28/2016 17:02	BN
Cyclohexane	BRL	5.0		ug/L	231973	1	10/28/2016 17:02	BN
Dibromochloromethane	BRL	5.0		ug/L	231973	1	10/28/2016 17:02	BN
Dichlorodifluoromethane	BRL	10		ug/L	231973	1	10/28/2016 17:02	BN
Ethylbenzene	BRL	5.0		ug/L	231973	1	10/28/2016 17:02	BN
Freon-113	BRL	10		ug/L	231973	1	10/28/2016 17:02	BN
Isopropylbenzene	BRL	5.0		ug/L	231973	1	10/28/2016 17:02	BN
m,p-Xylene	BRL	5.0		ug/L	231973	1	10/28/2016 17:02	BN
Methyl acetate	BRL	5.0		ug/L	231973	1	10/28/2016 17:02	BN
Methyl tert-butyl ether	BRL	5.0		ug/L	231973	1	10/28/2016 17:02	BN
Methylcyclohexane	BRL	5.0		ug/L	231973	1	10/28/2016 17:02	BN
Methylene chloride	BRL	5.0		ug/L	231973	1	10/28/2016 17:02	BN
o-Xylene	BRL	5.0		ug/L	231973	1	10/28/2016 17:02	BN

Qualifiers:

*	Value exceeds maximum contaminant level	E	Estimated (value above quantitation range)
BRL	Below reporting limit	S	Spike Recovery outside limits due to matrix
H	Holding times for preparation or analysis exceeded	Narr	See case narrative
N	Analyte not NELAC certified	NC	Not confirmed
B	Analyte detected in the associated method blank	<	Less than Result value
>	Greater than Result value	J	Estimated value detected below Reporting Limit

Analytical Environmental Services, Inc

Date: 1-Nov-16

Client:	Environmental Planning Specialists, Inc.	**Client Sample ID:**	16292-MW-33
Project Name:	Rheem	**Collection Date:**	10/18/2016 10:05:00 AM
Lab ID:	1610J36-001	**Matrix:**	Groundwater

Analyses	Result	Reporting Limit	Qual	Units	BatchID	Dilution Factor	Date Analyzed	Analyst
TCL VOLATILE ORGANICS SW8260B				**(SW5030B)**				
Styrene	BRL	5.0		ug/L	231973	1	10/28/2016 17:02	BN
Tetrachloroethene	BRL	5.0		ug/L	231973	1	10/28/2016 17:02	BN
Toluene	BRL	5.0		ug/L	231973	1	10/28/2016 17:02	BN
trans-1,2-Dichloroethene	BRL	5.0		ug/L	231973	1	10/28/2016 17:02	BN
trans-1,3-Dichloropropene	BRL	5.0		ug/L	231973	1	10/28/2016 17:02	BN
Trichloroethene	170	5.0		ug/L	231973	1	10/28/2016 17:02	BN
Trichlorofluoromethane	BRL	5.0		ug/L	231973	1	10/28/2016 17:02	BN
Vinyl chloride	BRL	2.0		ug/L	231973	1	10/28/2016 17:02	BN
Surr: 4-Bromofluorobenzene	89.1	70.7-125		%REC	231973	1	10/28/2016 17:02	BN
Surr: Dibromofluoromethane	112	82.2-120		%REC	231973	1	10/28/2016 17:02	BN
Surr: Toluene-d8	106	81.8-120		%REC	231973	1	10/28/2016 17:02	BN

Qualifiers:

*	Value exceeds maximum contaminant level	E	Estimated (value above quantitation range)
BRL	Below reporting limit	S	Spike Recovery outside limits due to matrix
H	Holding times for preparation or analysis exceeded	Narr	See case narrative
N	Analyte not NELAC certified	NC	Not confirmed
B	Analyte detected in the associated method blank	<	Less than Result value
>	Greater than Result value	J	Estimated value detected below Reporting Limit

Analytical Environmental Services, Inc

Date: 1-Nov-16

Client:	Environmental Planning Specialists, Inc.	**Client Sample ID:**	16292-MW-34
Project Name:	Rheem	**Collection Date:**	10/18/2016 3:10:00 PM
Lab ID:	1610J36-002	**Matrix:**	Groundwater

Analyses	Result	Reporting Limit	Qual	Units	BatchID	Dilution Factor	Date Analyzed	Analyst
TCL VOLATILE ORGANICS SW8260B				**(SW5030B)**				
1,1,1-Trichloroethane	BRL	5.0		ug/L	231973	1	10/28/2016 18:20	BN
1,1,2,2-Tetrachloroethane	BRL	5.0		ug/L	231973	1	10/28/2016 18:20	BN
1,1,2-Trichloroethane	BRL	5.0		ug/L	231973	1	10/28/2016 18:20	BN
1,1-Dichloroethane	BRL	5.0		ug/L	231973	1	10/28/2016 18:20	BN
1,1-Dichloroethene	BRL	5.0		ug/L	231973	1	10/28/2016 18:20	BN
1,2,4-Trichlorobenzene	BRL	5.0		ug/L	231973	1	10/28/2016 18:20	BN
1,2-Dibromo-3-chloropropane	BRL	5.0		ug/L	231973	1	10/28/2016 18:20	BN
1,2-Dibromoethane	BRL	5.0		ug/L	231973	1	10/28/2016 18:20	BN
1,2-Dichlorobenzene	BRL	5.0		ug/L	231973	1	10/28/2016 18:20	BN
1,2-Dichloroethane	BRL	5.0		ug/L	231973	1	10/28/2016 18:20	BN
1,2-Dichloropropane	BRL	5.0		ug/L	231973	1	10/28/2016 18:20	BN
1,3-Dichlorobenzene	BRL	5.0		ug/L	231973	1	10/28/2016 18:20	BN
1,4-Dichlorobenzene	BRL	5.0		ug/L	231973	1	10/28/2016 18:20	BN
2-Butanone	BRL	50		ug/L	231973	1	10/28/2016 18:20	BN
2-Hexanone	BRL	10		ug/L	231973	1	10/28/2016 18:20	BN
4-Methyl-2-pentanone	BRL	10		ug/L	231973	1	10/28/2016 18:20	BN
Acetone	BRL	50		ug/L	231973	1	10/28/2016 18:20	BN
Benzene	BRL	5.0		ug/L	231973	1	10/28/2016 18:20	BN
Bromodichloromethane	BRL	5.0		ug/L	231973	1	10/28/2016 18:20	BN
Bromoform	BRL	5.0		ug/L	231973	1	10/28/2016 18:20	BN
Bromomethane	BRL	5.0		ug/L	231973	1	10/28/2016 18:20	BN
Carbon disulfide	BRL	5.0		ug/L	231973	1	10/28/2016 18:20	BN
Carbon tetrachloride	BRL	5.0		ug/L	231973	1	10/28/2016 18:20	BN
Chlorobenzene	BRL	5.0		ug/L	231973	1	10/28/2016 18:20	BN
Chloroethane	BRL	10		ug/L	231973	1	10/28/2016 18:20	BN
Chloroform	BRL	5.0		ug/L	231973	1	10/28/2016 18:20	BN
Chloromethane	BRL	10		ug/L	231973	1	10/28/2016 18:20	BN
cis-1,2-Dichloroethene	BRL	5.0		ug/L	231973	1	10/28/2016 18:20	BN
cis-1,3-Dichloropropene	BRL	5.0		ug/L	231973	1	10/28/2016 18:20	BN
Cyclohexane	BRL	5.0		ug/L	231973	1	10/28/2016 18:20	BN
Dibromochloromethane	BRL	5.0		ug/L	231973	1	10/28/2016 18:20	BN
Dichlorodifluoromethane	BRL	10		ug/L	231973	1	10/28/2016 18:20	BN
Ethylbenzene	BRL	5.0		ug/L	231973	1	10/28/2016 18:20	BN
Freon-113	BRL	10		ug/L	231973	1	10/28/2016 18:20	BN
Isopropylbenzene	BRL	5.0		ug/L	231973	1	10/28/2016 18:20	BN
m,p-Xylene	BRL	5.0		ug/L	231973	1	10/28/2016 18:20	BN
Methyl acetate	BRL	5.0		ug/L	231973	1	10/28/2016 18:20	BN
Methyl tert-butyl ether	BRL	5.0		ug/L	231973	1	10/28/2016 18:20	BN
Methylcyclohexane	BRL	5.0		ug/L	231973	1	10/28/2016 18:20	BN
Methylene chloride	BRL	5.0		ug/L	231973	1	10/28/2016 18:20	BN
o-Xylene	BRL	5.0		ug/L	231973	1	10/28/2016 18:20	BN

Qualifiers:

*	Value exceeds maximum contaminant level	E	Estimated (value above quantitation range)
BRL	Below reporting limit	S	Spike Recovery outside limits due to matrix
H	Holding times for preparation or analysis exceeded	Narr	See case narrative
N	Analyte not NELAC certified	NC	Not confirmed
B	Analyte detected in the associated method blank	<	Less than Result value
>	Greater than Result value	J	Estimated value detected below Reporting Limit

Analytical Environmental Services, Inc

Date: 1-Nov-16

Client:	Environmental Planning Specialists, Inc.	**Client Sample ID:**	16292-MW-34
Project Name:	Rheem	**Collection Date:**	10/18/2016 3:10:00 PM
Lab ID:	1610J36-002	**Matrix:**	Groundwater

Analyses	Result	Reporting Limit	Qual	Units	BatchID	Dilution Factor	Date Analyzed	Analyst
TCL VOLATILE ORGANICS SW8260B				**(SW5030B)**				
Styrene	BRL	5.0		ug/L	231973	1	10/28/2016 18:20	BN
Tetrachloroethene	BRL	5.0		ug/L	231973	1	10/28/2016 18:20	BN
Toluene	BRL	5.0		ug/L	231973	1	10/28/2016 18:20	BN
trans-1,2-Dichloroethene	BRL	5.0		ug/L	231973	1	10/28/2016 18:20	BN
trans-1,3-Dichloropropene	BRL	5.0		ug/L	231973	1	10/28/2016 18:20	BN
Trichloroethene	58	5.0		ug/L	231973	1	10/28/2016 18:20	BN
Trichlorofluoromethane	BRL	5.0		ug/L	231973	1	10/28/2016 18:20	BN
Vinyl chloride	BRL	2.0		ug/L	231973	1	10/28/2016 18:20	BN
Surr: 4-Bromofluorobenzene	91	70.7-125		%REC	231973	1	10/28/2016 18:20	BN
Surr: Dibromofluoromethane	101	82.2-120		%REC	231973	1	10/28/2016 18:20	BN
Surr: Toluene-d8	95.9	81.8-120		%REC	231973	1	10/28/2016 18:20	BN

Qualifiers:

*	Value exceeds maximum contaminant level	E	Estimated (value above quantitation range)
BRL	Below reporting limit	S	Spike Recovery outside limits due to matrix
H	Holding times for preparation or analysis exceeded	Narr	See case narrative
N	Analyte not NELAC certified	NC	Not confirmed
B	Analyte detected in the associated method blank	<	Less than Result value
>	Greater than Result value	J	Estimated value detected below Reporting Limit

Analytical Environmental Services, Inc

Date: 1-Nov-16

Client:	Environmental Planning Specialists, Inc.	**Client Sample ID:**	16292-MW-35
Project Name:	Rheem	**Collection Date:**	10/18/2016 12:50:00 PM
Lab ID:	1610J36-003	**Matrix:**	Groundwater

Analyses	Result	Reporting Limit	Qual	Units	BatchID	Dilution Factor	Date Analyzed	Analyst
TCL VOLATILE ORGANICS SW8260B				**(SW5030B)**				
1,1,1-Trichloroethane	BRL	5.0		ug/L	231973	1	10/28/2016 18:46	BN
1,1,2,2-Tetrachloroethane	BRL	5.0		ug/L	231973	1	10/28/2016 18:46	BN
1,1,2-Trichloroethane	BRL	5.0		ug/L	231973	1	10/28/2016 18:46	BN
1,1-Dichloroethane	BRL	5.0		ug/L	231973	1	10/28/2016 18:46	BN
1,1-Dichloroethene	BRL	5.0		ug/L	231973	1	10/28/2016 18:46	BN
1,2,4-Trichlorobenzene	BRL	5.0		ug/L	231973	1	10/28/2016 18:46	BN
1,2-Dibromo-3-chloropropane	BRL	5.0		ug/L	231973	1	10/28/2016 18:46	BN
1,2-Dibromoethane	BRL	5.0		ug/L	231973	1	10/28/2016 18:46	BN
1,2-Dichlorobenzene	BRL	5.0		ug/L	231973	1	10/28/2016 18:46	BN
1,2-Dichloroethane	BRL	5.0		ug/L	231973	1	10/28/2016 18:46	BN
1,2-Dichloropropane	BRL	5.0		ug/L	231973	1	10/28/2016 18:46	BN
1,3-Dichlorobenzene	BRL	5.0		ug/L	231973	1	10/28/2016 18:46	BN
1,4-Dichlorobenzene	BRL	5.0		ug/L	231973	1	10/28/2016 18:46	BN
2-Butanone	BRL	50		ug/L	231973	1	10/28/2016 18:46	BN
2-Hexanone	BRL	10		ug/L	231973	1	10/28/2016 18:46	BN
4-Methyl-2-pentanone	BRL	10		ug/L	231973	1	10/28/2016 18:46	BN
Acetone	BRL	50		ug/L	231973	1	10/28/2016 18:46	BN
Benzene	BRL	5.0		ug/L	231973	1	10/28/2016 18:46	BN
Bromodichloromethane	BRL	5.0		ug/L	231973	1	10/28/2016 18:46	BN
Bromoform	BRL	5.0		ug/L	231973	1	10/28/2016 18:46	BN
Bromomethane	BRL	5.0		ug/L	231973	1	10/28/2016 18:46	BN
Carbon disulfide	BRL	5.0		ug/L	231973	1	10/28/2016 18:46	BN
Carbon tetrachloride	BRL	5.0		ug/L	231973	1	10/28/2016 18:46	BN
Chlorobenzene	BRL	5.0		ug/L	231973	1	10/28/2016 18:46	BN
Chloroethane	BRL	10		ug/L	231973	1	10/28/2016 18:46	BN
Chloroform	BRL	5.0		ug/L	231973	1	10/28/2016 18:46	BN
Chloromethane	BRL	10		ug/L	231973	1	10/28/2016 18:46	BN
cis-1,2-Dichloroethene	BRL	5.0		ug/L	231973	1	10/28/2016 18:46	BN
cis-1,3-Dichloropropene	BRL	5.0		ug/L	231973	1	10/28/2016 18:46	BN
Cyclohexane	BRL	5.0		ug/L	231973	1	10/28/2016 18:46	BN
Dibromochloromethane	BRL	5.0		ug/L	231973	1	10/28/2016 18:46	BN
Dichlorodifluoromethane	BRL	10		ug/L	231973	1	10/28/2016 18:46	BN
Ethylbenzene	BRL	5.0		ug/L	231973	1	10/28/2016 18:46	BN
Freon-113	BRL	10		ug/L	231973	1	10/28/2016 18:46	BN
Isopropylbenzene	BRL	5.0		ug/L	231973	1	10/28/2016 18:46	BN
m,p-Xylene	BRL	5.0		ug/L	231973	1	10/28/2016 18:46	BN
Methyl acetate	BRL	5.0		ug/L	231973	1	10/28/2016 18:46	BN
Methyl tert-butyl ether	BRL	5.0		ug/L	231973	1	10/28/2016 18:46	BN
Methylcyclohexane	BRL	5.0		ug/L	231973	1	10/28/2016 18:46	BN
Methylene chloride	BRL	5.0		ug/L	231973	1	10/28/2016 18:46	BN
o-Xylene	BRL	5.0		ug/L	231973	1	10/28/2016 18:46	BN

Qualifiers:

*	Value exceeds maximum contaminant level	E	Estimated (value above quantitation range)
BRL	Below reporting limit	S	Spike Recovery outside limits due to matrix
H	Holding times for preparation or analysis exceeded	Narr	See case narrative
N	Analyte not NELAC certified	NC	Not confirmed
B	Analyte detected in the associated method blank	<	Less than Result value
>	Greater than Result value	J	Estimated value detected below Reporting Limit

Analytical Environmental Services, Inc **Date:** 1-Nov-16

Client:	Environmental Planning Specialists, Inc.	**Client Sample ID:**	16292-MW-35
Project Name:	Rheem	**Collection Date:**	10/18/2016 12:50:00 PM
Lab ID:	1610J36-003	**Matrix:**	Groundwater

Analyses	Result	Reporting Limit	Qual	Units	BatchID	Dilution Factor	Date Analyzed	Analyst
TCL VOLATILE ORGANICS SW8260B				**(SW5030B)**				
Styrene	BRL	5.0		ug/L	231973	1	10/28/2016 18:46	BN
Tetrachloroethene	BRL	5.0		ug/L	231973	1	10/28/2016 18:46	BN
Toluene	BRL	5.0		ug/L	231973	1	10/28/2016 18:46	BN
trans-1,2-Dichloroethene	BRL	5.0		ug/L	231973	1	10/28/2016 18:46	BN
trans-1,3-Dichloropropene	BRL	5.0		ug/L	231973	1	10/28/2016 18:46	BN
Trichloroethene	BRL	5.0		ug/L	231973	1	10/28/2016 18:46	BN
Trichlorofluoromethane	BRL	5.0		ug/L	231973	1	10/28/2016 18:46	BN
Vinyl chloride	BRL	2.0		ug/L	231973	1	10/28/2016 18:46	BN
Surr: 4-Bromofluorobenzene	79.2	70.7-125		%REC	231973	1	10/28/2016 18:46	BN
Surr: Dibromofluoromethane	95.6	82.2-120		%REC	231973	1	10/28/2016 18:46	BN
Surr: Toluene-d8	91.4	81.8-120		%REC	231973	1	10/28/2016 18:46	BN

Qualifiers:

*	Value exceeds maximum contaminant level	E	Estimated (value above quantitation range)
BRL	Below reporting limit	S	Spike Recovery outside limits due to matrix
H	Holding times for preparation or analysis exceeded	Narr	See case narrative
N	Analyte not NELAC certified	NC	Not confirmed
B	Analyte detected in the associated method blank	<	Less than Result value
>	Greater than Result value	J	Estimated value detected below Reporting Limit

Analytical Environmental Services, Inc

Date: 1-Nov-16

Client:	Environmental Planning Specialists, Inc.	**Client Sample ID:**	16292-MW-36
Project Name:	Rheem	**Collection Date:**	10/17/2016 5:00:00 PM
Lab ID:	1610J36-004	**Matrix:**	Groundwater

Analyses	Result	Reporting Limit	Qual	Units	BatchID	Dilution Factor	Date Analyzed	Analyst
TCL VOLATILE ORGANICS SW8260B				**(SW5030B)**				
1,1,1-Trichloroethane	BRL	5.0		ug/L	231973	1	10/28/2016 19:11	BN
1,1,2,2-Tetrachloroethane	BRL	5.0		ug/L	231973	1	10/28/2016 19:11	BN
1,1,2-Trichloroethane	BRL	5.0		ug/L	231973	1	10/28/2016 19:11	BN
1,1-Dichloroethane	BRL	5.0		ug/L	231973	1	10/28/2016 19:11	BN
1,1-Dichloroethene	BRL	5.0		ug/L	231973	1	10/28/2016 19:11	BN
1,2,4-Trichlorobenzene	BRL	5.0		ug/L	231973	1	10/28/2016 19:11	BN
1,2-Dibromo-3-chloropropane	BRL	5.0		ug/L	231973	1	10/28/2016 19:11	BN
1,2-Dibromoethane	BRL	5.0		ug/L	231973	1	10/28/2016 19:11	BN
1,2-Dichlorobenzene	BRL	5.0		ug/L	231973	1	10/28/2016 19:11	BN
1,2-Dichloroethane	BRL	5.0		ug/L	231973	1	10/28/2016 19:11	BN
1,2-Dichloropropane	BRL	5.0		ug/L	231973	1	10/28/2016 19:11	BN
1,3-Dichlorobenzene	BRL	5.0		ug/L	231973	1	10/28/2016 19:11	BN
1,4-Dichlorobenzene	BRL	5.0		ug/L	231973	1	10/28/2016 19:11	BN
2-Butanone	BRL	50		ug/L	231973	1	10/28/2016 19:11	BN
2-Hexanone	BRL	10		ug/L	231973	1	10/28/2016 19:11	BN
4-Methyl-2-pentanone	BRL	10		ug/L	231973	1	10/28/2016 19:11	BN
Acetone	BRL	50		ug/L	231973	1	10/28/2016 19:11	BN
Benzene	BRL	5.0		ug/L	231973	1	10/28/2016 19:11	BN
Bromodichloromethane	BRL	5.0		ug/L	231973	1	10/28/2016 19:11	BN
Bromoform	BRL	5.0		ug/L	231973	1	10/28/2016 19:11	BN
Bromomethane	BRL	5.0		ug/L	231973	1	10/28/2016 19:11	BN
Carbon disulfide	BRL	5.0		ug/L	231973	1	10/28/2016 19:11	BN
Carbon tetrachloride	BRL	5.0		ug/L	231973	1	10/28/2016 19:11	BN
Chlorobenzene	BRL	5.0		ug/L	231973	1	10/28/2016 19:11	BN
Chloroethane	BRL	10		ug/L	231973	1	10/28/2016 19:11	BN
Chloroform	BRL	5.0		ug/L	231973	1	10/28/2016 19:11	BN
Chloromethane	BRL	10		ug/L	231973	1	10/28/2016 19:11	BN
cis-1,2-Dichloroethene	BRL	5.0		ug/L	231973	1	10/28/2016 19:11	BN
cis-1,3-Dichloropropene	BRL	5.0		ug/L	231973	1	10/28/2016 19:11	BN
Cyclohexane	BRL	5.0		ug/L	231973	1	10/28/2016 19:11	BN
Dibromochloromethane	BRL	5.0		ug/L	231973	1	10/28/2016 19:11	BN
Dichlorodifluoromethane	BRL	10		ug/L	231973	1	10/28/2016 19:11	BN
Ethylbenzene	BRL	5.0		ug/L	231973	1	10/28/2016 19:11	BN
Freon-113	BRL	10		ug/L	231973	1	10/28/2016 19:11	BN
Isopropylbenzene	BRL	5.0		ug/L	231973	1	10/28/2016 19:11	BN
m,p-Xylene	BRL	5.0		ug/L	231973	1	10/28/2016 19:11	BN
Methyl acetate	BRL	5.0		ug/L	231973	1	10/28/2016 19:11	BN
Methyl tert-butyl ether	BRL	5.0		ug/L	231973	1	10/28/2016 19:11	BN
Methylcyclohexane	BRL	5.0		ug/L	231973	1	10/28/2016 19:11	BN
Methylene chloride	BRL	5.0		ug/L	231973	1	10/28/2016 19:11	BN
o-Xylene	BRL	5.0		ug/L	231973	1	10/28/2016 19:11	BN

Qualifiers:

*	Value exceeds maximum contaminant level	E	Estimated (value above quantitation range)
BRL	Below reporting limit	S	Spike Recovery outside limits due to matrix
H	Holding times for preparation or analysis exceeded	Narr	See case narrative
N	Analyte not NELAC certified	NC	Not confirmed
B	Analyte detected in the associated method blank	<	Less than Result value
>	Greater than Result value	J	Estimated value detected below Reporting Limit

Analytical Environmental Services, Inc

Date: 1-Nov-16

Client:	Environmental Planning Specialists, Inc.	**Client Sample ID:**	16292-MW-36
Project Name:	Rheem	**Collection Date:**	10/17/2016 5:00:00 PM
Lab ID:	1610J36-004	**Matrix:**	Groundwater

Analyses	Result	Reporting Limit	Qual	Units	BatchID	Dilution Factor	Date Analyzed	Analyst
TCL VOLATILE ORGANICS SW8260B				**(SW5030B)**				
Styrene	BRL	5.0		ug/L	231973	1	10/28/2016 19:11	BN
Tetrachloroethene	BRL	5.0		ug/L	231973	1	10/28/2016 19:11	BN
Toluene	BRL	5.0		ug/L	231973	1	10/28/2016 19:11	BN
trans-1,2-Dichloroethene	BRL	5.0		ug/L	231973	1	10/28/2016 19:11	BN
trans-1,3-Dichloropropene	BRL	5.0		ug/L	231973	1	10/28/2016 19:11	BN
Trichloroethene	BRL	5.0		ug/L	231973	1	10/28/2016 19:11	BN
Trichlorofluoromethane	BRL	5.0		ug/L	231973	1	10/28/2016 19:11	BN
Vinyl chloride	BRL	2.0		ug/L	231973	1	10/28/2016 19:11	BN
Surr: 4-Bromofluorobenzene	89.5	70.7-125		%REC	231973	1	10/28/2016 19:11	BN
Surr: Dibromofluoromethane	101	82.2-120		%REC	231973	1	10/28/2016 19:11	BN
Surr: Toluene-d8	97	81.8-120		%REC	231973	1	10/28/2016 19:11	BN

Qualifiers:

*	Value exceeds maximum contaminant level	E	Estimated (value above quantitation range)
BRL	Below reporting limit	S	Spike Recovery outside limits due to matrix
H	Holding times for preparation or analysis exceeded	Narr	See case narrative
N	Analyte not NELAC certified	NC	Not confirmed
B	Analyte detected in the associated method blank	<	Less than Result value
>	Greater than Result value	J	Estimated value detected below Reporting Limit

Analytical Environmental Services, Inc

Date: 1-Nov-16

Client:	Environmental Planning Specialists, Inc.	**Client Sample ID:**	16292-MW-43
Project Name:	Rheem	**Collection Date:**	10/18/2016 9:15:00 AM
Lab ID:	1610J36-005	**Matrix:**	Groundwater

Analyses	Result	Reporting Limit	Qual	Units	BatchID	Dilution Factor	Date Analyzed	Analyst
TCL VOLATILE ORGANICS SW8260B				**(SW5030B)**				
1,1,1-Trichloroethane	BRL	5.0		ug/L	231973	1	10/28/2016 19:37	BN
1,1,2,2-Tetrachloroethane	BRL	5.0		ug/L	231973	1	10/28/2016 19:37	BN
1,1,2-Trichloroethane	BRL	5.0		ug/L	231973	1	10/28/2016 19:37	BN
1,1-Dichloroethane	BRL	5.0		ug/L	231973	1	10/28/2016 19:37	BN
1,1-Dichloroethene	BRL	5.0		ug/L	231973	1	10/28/2016 19:37	BN
1,2,4-Trichlorobenzene	BRL	5.0		ug/L	231973	1	10/28/2016 19:37	BN
1,2-Dibromo-3-chloropropane	BRL	5.0		ug/L	231973	1	10/28/2016 19:37	BN
1,2-Dibromoethane	BRL	5.0		ug/L	231973	1	10/28/2016 19:37	BN
1,2-Dichlorobenzene	BRL	5.0		ug/L	231973	1	10/28/2016 19:37	BN
1,2-Dichloroethane	BRL	5.0		ug/L	231973	1	10/28/2016 19:37	BN
1,2-Dichloropropane	BRL	5.0		ug/L	231973	1	10/28/2016 19:37	BN
1,3-Dichlorobenzene	BRL	5.0		ug/L	231973	1	10/28/2016 19:37	BN
1,4-Dichlorobenzene	BRL	5.0		ug/L	231973	1	10/28/2016 19:37	BN
2-Butanone	BRL	50		ug/L	231973	1	10/28/2016 19:37	BN
2-Hexanone	BRL	10		ug/L	231973	1	10/28/2016 19:37	BN
4-Methyl-2-pentanone	BRL	10		ug/L	231973	1	10/28/2016 19:37	BN
Acetone	BRL	50		ug/L	231973	1	10/28/2016 19:37	BN
Benzene	BRL	5.0		ug/L	231973	1	10/28/2016 19:37	BN
Bromodichloromethane	BRL	5.0		ug/L	231973	1	10/28/2016 19:37	BN
Bromoform	BRL	5.0		ug/L	231973	1	10/28/2016 19:37	BN
Bromomethane	BRL	5.0		ug/L	231973	1	10/28/2016 19:37	BN
Carbon disulfide	BRL	5.0		ug/L	231973	1	10/28/2016 19:37	BN
Carbon tetrachloride	BRL	5.0		ug/L	231973	1	10/28/2016 19:37	BN
Chlorobenzene	BRL	5.0		ug/L	231973	1	10/28/2016 19:37	BN
Chloroethane	BRL	10		ug/L	231973	1	10/28/2016 19:37	BN
Chloroform	BRL	5.0		ug/L	231973	1	10/28/2016 19:37	BN
Chloromethane	BRL	10		ug/L	231973	1	10/28/2016 19:37	BN
cis-1,2-Dichloroethene	8.1	5.0		ug/L	231973	1	10/28/2016 19:37	BN
cis-1,3-Dichloropropene	BRL	5.0		ug/L	231973	1	10/28/2016 19:37	BN
Cyclohexane	BRL	5.0		ug/L	231973	1	10/28/2016 19:37	BN
Dibromochloromethane	BRL	5.0		ug/L	231973	1	10/28/2016 19:37	BN
Dichlorodifluoromethane	BRL	10		ug/L	231973	1	10/28/2016 19:37	BN
Ethylbenzene	BRL	5.0		ug/L	231973	1	10/28/2016 19:37	BN
Freon-113	BRL	10		ug/L	231973	1	10/28/2016 19:37	BN
Isopropylbenzene	BRL	5.0		ug/L	231973	1	10/28/2016 19:37	BN
m,p-Xylene	BRL	5.0		ug/L	231973	1	10/28/2016 19:37	BN
Methyl acetate	BRL	5.0		ug/L	231973	1	10/28/2016 19:37	BN
Methyl tert-butyl ether	BRL	5.0		ug/L	231973	1	10/28/2016 19:37	BN
Methylcyclohexane	BRL	5.0		ug/L	231973	1	10/28/2016 19:37	BN
Methylene chloride	BRL	5.0		ug/L	231973	1	10/28/2016 19:37	BN
o-Xylene	BRL	5.0		ug/L	231973	1	10/28/2016 19:37	BN

Qualifiers:

*	Value exceeds maximum contaminant level	E	Estimated (value above quantitation range)
BRL	Below reporting limit	S	Spike Recovery outside limits due to matrix
H	Holding times for preparation or analysis exceeded	Narr	See case narrative
N	Analyte not NELAC certified	NC	Not confirmed
B	Analyte detected in the associated method blank	<	Less than Result value
>	Greater than Result value	J	Estimated value detected below Reporting Limit

Analytical Environmental Services, Inc

Date: 1-Nov-16

Client:	Environmental Planning Specialists, Inc.	**Client Sample ID:**	16292-MW-43
Project Name:	Rheem	**Collection Date:**	10/18/2016 9:15:00 AM
Lab ID:	1610J36-005	**Matrix:**	Groundwater

Analyses	Result	Reporting Limit	Qual	Units	BatchID	Dilution Factor	Date Analyzed	Analyst
TCL VOLATILE ORGANICS SW8260B				**(SW5030B)**				
Styrene	BRL	5.0		ug/L	231973	1	10/28/2016 19:37	BN
Tetrachloroethene	BRL	5.0		ug/L	231973	1	10/28/2016 19:37	BN
Toluene	BRL	5.0		ug/L	231973	1	10/28/2016 19:37	BN
trans-1,2-Dichloroethene	BRL	5.0		ug/L	231973	1	10/28/2016 19:37	BN
trans-1,3-Dichloropropene	BRL	5.0		ug/L	231973	1	10/28/2016 19:37	BN
Trichloroethene	160	5.0		ug/L	231973	1	10/28/2016 19:37	BN
Trichlorofluoromethane	BRL	5.0		ug/L	231973	1	10/28/2016 19:37	BN
Vinyl chloride	BRL	2.0		ug/L	231973	1	10/28/2016 19:37	BN
Surr: 4-Bromofluorobenzene	90.3	70.7-125		%REC	231973	1	10/28/2016 19:37	BN
Surr: Dibromofluoromethane	110	82.2-120		%REC	231973	1	10/28/2016 19:37	BN
Surr: Toluene-d8	102	81.8-120		%REC	231973	1	10/28/2016 19:37	BN

Qualifiers:

*	Value exceeds maximum contaminant level	E	Estimated (value above quantitation range)
BRL	Below reporting limit	S	Spike Recovery outside limits due to matrix
H	Holding times for preparation or analysis exceeded	Narr	See case narrative
N	Analyte not NELAC certified	NC	Not confirmed
B	Analyte detected in the associated method blank	<	Less than Result value
>	Greater than Result value	J	Estimated value detected below Reporting Limit

Analytical Environmental Services, Inc

Date: 1-Nov-16

Client:	Environmental Planning Specialists, Inc.	**Client Sample ID:**	16292-MW-44
Project Name:	Rheem	**Collection Date:**	10/17/2016 3:45:00 PM
Lab ID:	1610J36-006	**Matrix:**	Groundwater

Analyses	Result	Reporting Limit	Qual	Units	BatchID	Dilution Factor	Date Analyzed	Analyst
TCL VOLATILE ORGANICS SW8260B				**(SW5030B)**				
1,1,1-Trichloroethane	BRL	5.0		ug/L	231973	1	10/28/2016 20:03	BN
1,1,2,2-Tetrachloroethane	BRL	5.0		ug/L	231973	1	10/28/2016 20:03	BN
1,1,2-Trichloroethane	BRL	5.0		ug/L	231973	1	10/28/2016 20:03	BN
1,1-Dichloroethane	BRL	5.0		ug/L	231973	1	10/28/2016 20:03	BN
1,1-Dichloroethene	BRL	5.0		ug/L	231973	1	10/28/2016 20:03	BN
1,2,4-Trichlorobenzene	BRL	5.0		ug/L	231973	1	10/28/2016 20:03	BN
1,2-Dibromo-3-chloropropane	BRL	5.0		ug/L	231973	1	10/28/2016 20:03	BN
1,2-Dibromoethane	BRL	5.0		ug/L	231973	1	10/28/2016 20:03	BN
1,2-Dichlorobenzene	BRL	5.0		ug/L	231973	1	10/28/2016 20:03	BN
1,2-Dichloroethane	BRL	5.0		ug/L	231973	1	10/28/2016 20:03	BN
1,2-Dichloropropane	BRL	5.0		ug/L	231973	1	10/28/2016 20:03	BN
1,3-Dichlorobenzene	BRL	5.0		ug/L	231973	1	10/28/2016 20:03	BN
1,4-Dichlorobenzene	BRL	5.0		ug/L	231973	1	10/28/2016 20:03	BN
2-Butanone	BRL	50		ug/L	231973	1	10/28/2016 20:03	BN
2-Hexanone	BRL	10		ug/L	231973	1	10/28/2016 20:03	BN
4-Methyl-2-pentanone	BRL	10		ug/L	231973	1	10/28/2016 20:03	BN
Acetone	BRL	50		ug/L	231973	1	10/28/2016 20:03	BN
Benzene	BRL	5.0		ug/L	231973	1	10/28/2016 20:03	BN
Bromodichloromethane	BRL	5.0		ug/L	231973	1	10/28/2016 20:03	BN
Bromoform	BRL	5.0		ug/L	231973	1	10/28/2016 20:03	BN
Bromomethane	BRL	5.0		ug/L	231973	1	10/28/2016 20:03	BN
Carbon disulfide	BRL	5.0		ug/L	231973	1	10/28/2016 20:03	BN
Carbon tetrachloride	BRL	5.0		ug/L	231973	1	10/28/2016 20:03	BN
Chlorobenzene	BRL	5.0		ug/L	231973	1	10/28/2016 20:03	BN
Chloroethane	BRL	10		ug/L	231973	1	10/28/2016 20:03	BN
Chloroform	BRL	5.0		ug/L	231973	1	10/28/2016 20:03	BN
Chloromethane	BRL	10		ug/L	231973	1	10/28/2016 20:03	BN
cis-1,2-Dichloroethene	BRL	5.0		ug/L	231973	1	10/28/2016 20:03	BN
cis-1,3-Dichloropropene	BRL	5.0		ug/L	231973	1	10/28/2016 20:03	BN
Cyclohexane	BRL	5.0		ug/L	231973	1	10/28/2016 20:03	BN
Dibromochloromethane	BRL	5.0		ug/L	231973	1	10/28/2016 20:03	BN
Dichlorodifluoromethane	BRL	10		ug/L	231973	1	10/28/2016 20:03	BN
Ethylbenzene	BRL	5.0		ug/L	231973	1	10/28/2016 20:03	BN
Freon-113	BRL	10		ug/L	231973	1	10/28/2016 20:03	BN
Isopropylbenzene	BRL	5.0		ug/L	231973	1	10/28/2016 20:03	BN
m,p-Xylene	BRL	5.0		ug/L	231973	1	10/28/2016 20:03	BN
Methyl acetate	BRL	5.0		ug/L	231973	1	10/28/2016 20:03	BN
Methyl tert-butyl ether	BRL	5.0		ug/L	231973	1	10/28/2016 20:03	BN
Methylcyclohexane	BRL	5.0		ug/L	231973	1	10/28/2016 20:03	BN
Methylene chloride	BRL	5.0		ug/L	231973	1	10/28/2016 20:03	BN
o-Xylene	BRL	5.0		ug/L	231973	1	10/28/2016 20:03	BN

Qualifiers:

*	Value exceeds maximum contaminant level	E	Estimated (value above quantitation range)
BRL	Below reporting limit	S	Spike Recovery outside limits due to matrix
H	Holding times for preparation or analysis exceeded	Narr	See case narrative
N	Analyte not NELAC certified	NC	Not confirmed
B	Analyte detected in the associated method blank	<	Less than Result value
>	Greater than Result value	J	Estimated value detected below Reporting Limit

Analytical Environmental Services, Inc

Date: 1-Nov-16

Client:	Environmental Planning Specialists, Inc.	**Client Sample ID:**	16292-MW-44
Project Name:	Rheem	**Collection Date:**	10/17/2016 3:45:00 PM
Lab ID:	1610J36-006	**Matrix:**	Groundwater

Analyses	Result	Reporting Limit	Qual	Units	BatchID	Dilution Factor	Date Analyzed	Analyst
TCL VOLATILE ORGANICS SW8260B				**(SW5030B)**				
Styrene	BRL	5.0		ug/L	231973	1	10/28/2016 20:03	BN
Tetrachloroethene	BRL	5.0		ug/L	231973	1	10/28/2016 20:03	BN
Toluene	BRL	5.0		ug/L	231973	1	10/28/2016 20:03	BN
trans-1,2-Dichloroethene	BRL	5.0		ug/L	231973	1	10/28/2016 20:03	BN
trans-1,3-Dichloropropene	BRL	5.0		ug/L	231973	1	10/28/2016 20:03	BN
Trichloroethene	BRL	5.0		ug/L	231973	1	10/28/2016 20:03	BN
Trichlorofluoromethane	BRL	5.0		ug/L	231973	1	10/28/2016 20:03	BN
Vinyl chloride	BRL	2.0		ug/L	231973	1	10/28/2016 20:03	BN
Surr: 4-Bromofluorobenzene	86.8	70.7-125		%REC	231973	1	10/28/2016 20:03	BN
Surr: Dibromofluoromethane	101	82.2-120		%REC	231973	1	10/28/2016 20:03	BN
Surr: Toluene-d8	95.2	81.8-120		%REC	231973	1	10/28/2016 20:03	BN

Qualifiers:

*	Value exceeds maximum contaminant level	E	Estimated (value above quantitation range)
BRL	Below reporting limit	S	Spike Recovery outside limits due to matrix
H	Holding times for preparation or analysis exceeded	Narr	See case narrative
N	Analyte not NELAC certified	NC	Not confirmed
B	Analyte detected in the associated method blank	<	Less than Result value
>	Greater than Result value	J	Estimated value detected below Reporting Limit

Analytical Environmental Services, Inc

Date: 1-Nov-16

Client:	Environmental Planning Specialists, Inc.	**Client Sample ID:**	16292-MW-45
Project Name:	Rheem	**Collection Date:**	10/17/2016 11:18:00 AM
Lab ID:	1610J36-007	**Matrix:**	Groundwater

Analyses	Result	Reporting Limit	Qual	Units	BatchID	Dilution Factor	Date Analyzed	Analyst
TCL VOLATILE ORGANICS SW8260B				**(SW5030B)**				
1,1,1-Trichloroethane	BRL	5.0		ug/L	231973	1	10/28/2016 20:29	BN
1,1,2,2-Tetrachloroethane	BRL	5.0		ug/L	231973	1	10/28/2016 20:29	BN
1,1,2-Trichloroethane	BRL	5.0		ug/L	231973	1	10/28/2016 20:29	BN
1,1-Dichloroethane	BRL	5.0		ug/L	231973	1	10/28/2016 20:29	BN
1,1-Dichloroethene	BRL	5.0		ug/L	231973	1	10/28/2016 20:29	BN
1,2,4-Trichlorobenzene	BRL	5.0		ug/L	231973	1	10/28/2016 20:29	BN
1,2-Dibromo-3-chloropropane	BRL	5.0		ug/L	231973	1	10/28/2016 20:29	BN
1,2-Dibromoethane	BRL	5.0		ug/L	231973	1	10/28/2016 20:29	BN
1,2-Dichlorobenzene	BRL	5.0		ug/L	231973	1	10/28/2016 20:29	BN
1,2-Dichloroethane	BRL	5.0		ug/L	231973	1	10/28/2016 20:29	BN
1,2-Dichloropropane	BRL	5.0		ug/L	231973	1	10/28/2016 20:29	BN
1,3-Dichlorobenzene	BRL	5.0		ug/L	231973	1	10/28/2016 20:29	BN
1,4-Dichlorobenzene	BRL	5.0		ug/L	231973	1	10/28/2016 20:29	BN
2-Butanone	BRL	50		ug/L	231973	1	10/28/2016 20:29	BN
2-Hexanone	BRL	10		ug/L	231973	1	10/28/2016 20:29	BN
4-Methyl-2-pentanone	BRL	10		ug/L	231973	1	10/28/2016 20:29	BN
Acetone	BRL	50		ug/L	231973	1	10/28/2016 20:29	BN
Benzene	BRL	5.0		ug/L	231973	1	10/28/2016 20:29	BN
Bromodichloromethane	BRL	5.0		ug/L	231973	1	10/28/2016 20:29	BN
Bromoform	BRL	5.0		ug/L	231973	1	10/28/2016 20:29	BN
Bromomethane	BRL	5.0		ug/L	231973	1	10/28/2016 20:29	BN
Carbon disulfide	BRL	5.0		ug/L	231973	1	10/28/2016 20:29	BN
Carbon tetrachloride	BRL	5.0		ug/L	231973	1	10/28/2016 20:29	BN
Chlorobenzene	BRL	5.0		ug/L	231973	1	10/28/2016 20:29	BN
Chloroethane	BRL	10		ug/L	231973	1	10/28/2016 20:29	BN
Chloroform	BRL	5.0		ug/L	231973	1	10/28/2016 20:29	BN
Chloromethane	BRL	10		ug/L	231973	1	10/28/2016 20:29	BN
cis-1,2-Dichloroethene	BRL	5.0		ug/L	231973	1	10/28/2016 20:29	BN
cis-1,3-Dichloropropene	BRL	5.0		ug/L	231973	1	10/28/2016 20:29	BN
Cyclohexane	BRL	5.0		ug/L	231973	1	10/28/2016 20:29	BN
Dibromochloromethane	BRL	5.0		ug/L	231973	1	10/28/2016 20:29	BN
Dichlorodifluoromethane	BRL	10		ug/L	231973	1	10/28/2016 20:29	BN
Ethylbenzene	BRL	5.0		ug/L	231973	1	10/28/2016 20:29	BN
Freon-113	BRL	10		ug/L	231973	1	10/28/2016 20:29	BN
Isopropylbenzene	BRL	5.0		ug/L	231973	1	10/28/2016 20:29	BN
m,p-Xylene	BRL	5.0		ug/L	231973	1	10/28/2016 20:29	BN
Methyl acetate	BRL	5.0		ug/L	231973	1	10/28/2016 20:29	BN
Methyl tert-butyl ether	12	5.0		ug/L	231973	1	10/28/2016 20:29	BN
Methylcyclohexane	BRL	5.0		ug/L	231973	1	10/28/2016 20:29	BN
Methylene chloride	BRL	5.0		ug/L	231973	1	10/28/2016 20:29	BN
o-Xylene	BRL	5.0		ug/L	231973	1	10/28/2016 20:29	BN

Qualifiers:

*	Value exceeds maximum contaminant level	E	Estimated (value above quantitation range)
BRL	Below reporting limit	S	Spike Recovery outside limits due to matrix
H	Holding times for preparation or analysis exceeded	Narr	See case narrative
N	Analyte not NELAC certified	NC	Not confirmed
B	Analyte detected in the associated method blank	<	Less than Result value
>	Greater than Result value	J	Estimated value detected below Reporting Limit

Analytical Environmental Services, Inc

Date: 1-Nov-16

Client:	Environmental Planning Specialists, Inc.	**Client Sample ID:**	16292-MW-45
Project Name:	Rheem	**Collection Date:**	10/17/2016 11:18:00 AM
Lab ID:	1610J36-007	**Matrix:**	Groundwater

Analyses	Result	Reporting Limit	Qual	Units	BatchID	Dilution Factor	Date Analyzed	Analyst
TCL VOLATILE ORGANICS SW8260B				**(SW5030B)**				
Styrene	BRL	5.0		ug/L	231973	1	10/28/2016 20:29	BN
Tetrachloroethene	BRL	5.0		ug/L	231973	1	10/28/2016 20:29	BN
Toluene	BRL	5.0		ug/L	231973	1	10/28/2016 20:29	BN
trans-1,2-Dichloroethene	BRL	5.0		ug/L	231973	1	10/28/2016 20:29	BN
trans-1,3-Dichloropropene	BRL	5.0		ug/L	231973	1	10/28/2016 20:29	BN
Trichloroethene	BRL	5.0		ug/L	231973	1	10/28/2016 20:29	BN
Trichlorofluoromethane	BRL	5.0		ug/L	231973	1	10/28/2016 20:29	BN
Vinyl chloride	BRL	2.0		ug/L	231973	1	10/28/2016 20:29	BN
Surr: 4-Bromofluorobenzene	89.7	70.7-125		%REC	231973	1	10/28/2016 20:29	BN
Surr: Dibromofluoromethane	101	82.2-120		%REC	231973	1	10/28/2016 20:29	BN
Surr: Toluene-d8	94.9	81.8-120		%REC	231973	1	10/28/2016 20:29	BN

Qualifiers:

*	Value exceeds maximum contaminant level	E	Estimated (value above quantitation range)
BRL	Below reporting limit	S	Spike Recovery outside limits due to matrix
H	Holding times for preparation or analysis exceeded	Narr	See case narrative
N	Analyte not NELAC certified	NC	Not confirmed
B	Analyte detected in the associated method blank	<	Less than Result value
>	Greater than Result value	J	Estimated value detected below Reporting Limit

Analytical Environmental Services, Inc

Date: 1-Nov-16

Client:	Environmental Planning Specialists, Inc.	**Client Sample ID:**	16292-MW-46
Project Name:	Rheem	**Collection Date:**	10/17/2016 1:55:00 PM
Lab ID:	1610J36-008	**Matrix:**	Groundwater

Analyses	Result	Reporting Limit	Qual	Units	BatchID	Dilution Factor	Date Analyzed	Analyst
TCL VOLATILE ORGANICS SW8260B				**(SW5030B)**				
1,1,1-Trichloroethane	BRL	5.0		ug/L	231973	1	10/31/2016 11:24	BN
1,1,2,2-Tetrachloroethane	BRL	5.0		ug/L	231973	1	10/31/2016 11:24	BN
1,1,2-Trichloroethane	BRL	5.0		ug/L	231973	1	10/31/2016 11:24	BN
1,1-Dichloroethane	BRL	5.0		ug/L	231973	1	10/31/2016 11:24	BN
1,1-Dichloroethene	BRL	5.0		ug/L	231973	1	10/31/2016 11:24	BN
1,2,4-Trichlorobenzene	BRL	5.0		ug/L	231973	1	10/31/2016 11:24	BN
1,2-Dibromo-3-chloropropane	BRL	5.0		ug/L	231973	1	10/31/2016 11:24	BN
1,2-Dibromoethane	BRL	5.0		ug/L	231973	1	10/31/2016 11:24	BN
1,2-Dichlorobenzene	BRL	5.0		ug/L	231973	1	10/31/2016 11:24	BN
1,2-Dichloroethane	BRL	5.0		ug/L	231973	1	10/31/2016 11:24	BN
1,2-Dichloropropane	BRL	5.0		ug/L	231973	1	10/31/2016 11:24	BN
1,3-Dichlorobenzene	BRL	5.0		ug/L	231973	1	10/31/2016 11:24	BN
1,4-Dichlorobenzene	BRL	5.0		ug/L	231973	1	10/31/2016 11:24	BN
2-Butanone	BRL	50		ug/L	231973	1	10/31/2016 11:24	BN
2-Hexanone	BRL	10		ug/L	231973	1	10/31/2016 11:24	BN
4-Methyl-2-pentanone	BRL	10		ug/L	231973	1	10/31/2016 11:24	BN
Acetone	BRL	50		ug/L	231973	1	10/31/2016 11:24	BN
Benzene	BRL	5.0		ug/L	231973	1	10/31/2016 11:24	BN
Bromodichloromethane	BRL	5.0		ug/L	231973	1	10/31/2016 11:24	BN
Bromoform	BRL	5.0		ug/L	231973	1	10/31/2016 11:24	BN
Bromomethane	BRL	5.0		ug/L	231973	1	10/31/2016 11:24	BN
Carbon disulfide	BRL	5.0		ug/L	231973	1	10/31/2016 11:24	BN
Carbon tetrachloride	BRL	5.0		ug/L	231973	1	10/31/2016 11:24	BN
Chlorobenzene	BRL	5.0		ug/L	231973	1	10/31/2016 11:24	BN
Chloroethane	BRL	10		ug/L	231973	1	10/31/2016 11:24	BN
Chloroform	BRL	5.0		ug/L	231973	1	10/31/2016 11:24	BN
Chloromethane	BRL	10		ug/L	231973	1	10/31/2016 11:24	BN
cis-1,2-Dichloroethene	BRL	5.0		ug/L	231973	1	10/31/2016 11:24	BN
cis-1,3-Dichloropropene	BRL	5.0		ug/L	231973	1	10/31/2016 11:24	BN
Cyclohexane	BRL	5.0		ug/L	231973	1	10/31/2016 11:24	BN
Dibromochloromethane	BRL	5.0		ug/L	231973	1	10/31/2016 11:24	BN
Dichlorodifluoromethane	BRL	10		ug/L	231973	1	10/31/2016 11:24	BN
Ethylbenzene	BRL	5.0		ug/L	231973	1	10/31/2016 11:24	BN
Freon-113	BRL	10		ug/L	231973	1	10/31/2016 11:24	BN
Isopropylbenzene	BRL	5.0		ug/L	231973	1	10/31/2016 11:24	BN
m,p-Xylene	BRL	5.0		ug/L	231973	1	10/31/2016 11:24	BN
Methyl acetate	BRL	5.0		ug/L	231973	1	10/31/2016 11:24	BN
Methyl tert-butyl ether	BRL	5.0		ug/L	231973	1	10/31/2016 11:24	BN
Methylcyclohexane	BRL	5.0		ug/L	231973	1	10/31/2016 11:24	BN
Methylene chloride	BRL	5.0		ug/L	231973	1	10/31/2016 11:24	BN
o-Xylene	BRL	5.0		ug/L	231973	1	10/31/2016 11:24	BN

Qualifiers:

*	Value exceeds maximum contaminant level	E	Estimated (value above quantitation range)
BRL	Below reporting limit	S	Spike Recovery outside limits due to matrix
H	Holding times for preparation or analysis exceeded	Narr	See case narrative
N	Analyte not NELAC certified	NC	Not confirmed
B	Analyte detected in the associated method blank	<	Less than Result value
>	Greater than Result value	J	Estimated value detected below Reporting Limit

Analytical Environmental Services, Inc

Date: 1-Nov-16

Client:	Environmental Planning Specialists, Inc.	**Client Sample ID:**	16292-MW-46
Project Name:	Rheem	**Collection Date:**	10/17/2016 1:55:00 PM
Lab ID:	1610J36-008	**Matrix:**	Groundwater

Analyses	Result	Reporting Limit	Qual	Units	BatchID	Dilution Factor	Date Analyzed	Analyst
TCL VOLATILE ORGANICS SW8260B				**(SW5030B)**				
Styrene	BRL	5.0		ug/L	231973	1	10/31/2016 11:24	BN
Tetrachloroethene	BRL	5.0		ug/L	231973	1	10/31/2016 11:24	BN
Toluene	BRL	5.0		ug/L	231973	1	10/31/2016 11:24	BN
trans-1,2-Dichloroethene	BRL	5.0		ug/L	231973	1	10/31/2016 11:24	BN
trans-1,3-Dichloropropene	BRL	5.0		ug/L	231973	1	10/31/2016 11:24	BN
Trichloroethene	24	5.0		ug/L	231973	1	10/31/2016 11:24	BN
Trichlorofluoromethane	BRL	5.0		ug/L	231973	1	10/31/2016 11:24	BN
Vinyl chloride	BRL	2.0		ug/L	231973	1	10/31/2016 11:24	BN
Surr: 4-Bromofluorobenzene	90	70.7-125		%REC	231973	1	10/31/2016 11:24	BN
Surr: Dibromofluoromethane	103	82.2-120		%REC	231973	1	10/31/2016 11:24	BN
Surr: Toluene-d8	97.8	81.8-120		%REC	231973	1	10/31/2016 11:24	BN

Qualifiers:

*	Value exceeds maximum contaminant level	E	Estimated (value above quantitation range)
BRL	Below reporting limit	S	Spike Recovery outside limits due to matrix
H	Holding times for preparation or analysis exceeded	Narr	See case narrative
N	Analyte not NELAC certified	NC	Not confirmed
B	Analyte detected in the associated method blank	<	Less than Result value
>	Greater than Result value	J	Estimated value detected below Reporting Limit

Analytical Environmental Services, Inc

Date: 1-Nov-16

Client:	Environmental Planning Specialists, Inc.	**Client Sample ID:**	16292-MW-47
Project Name:	Rheem	**Collection Date:**	10/18/2016 4:05:00 PM
Lab ID:	1610J36-009	**Matrix:**	Groundwater

Analyses	Result	Reporting Limit	Qual	Units	BatchID	Dilution Factor	Date Analyzed	Analyst
TCL VOLATILE ORGANICS SW8260B				**(SW5030B)**				
1,1,1-Trichloroethane	BRL	5.0		ug/L	231973	1	10/31/2016 13:07	BN
1,1,2,2-Tetrachloroethane	BRL	5.0		ug/L	231973	1	10/31/2016 13:07	BN
1,1,2-Trichloroethane	BRL	5.0		ug/L	231973	1	10/31/2016 13:07	BN
1,1-Dichloroethane	BRL	5.0		ug/L	231973	1	10/31/2016 13:07	BN
1,1-Dichloroethene	BRL	5.0		ug/L	231973	1	10/31/2016 13:07	BN
1,2,4-Trichlorobenzene	BRL	5.0		ug/L	231973	1	10/31/2016 13:07	BN
1,2-Dibromo-3-chloropropane	BRL	5.0		ug/L	231973	1	10/31/2016 13:07	BN
1,2-Dibromoethane	BRL	5.0		ug/L	231973	1	10/31/2016 13:07	BN
1,2-Dichlorobenzene	BRL	5.0		ug/L	231973	1	10/31/2016 13:07	BN
1,2-Dichloroethane	BRL	5.0		ug/L	231973	1	10/31/2016 13:07	BN
1,2-Dichloropropane	BRL	5.0		ug/L	231973	1	10/31/2016 13:07	BN
1,3-Dichlorobenzene	BRL	5.0		ug/L	231973	1	10/31/2016 13:07	BN
1,4-Dichlorobenzene	BRL	5.0		ug/L	231973	1	10/31/2016 13:07	BN
2-Butanone	BRL	50		ug/L	231973	1	10/31/2016 13:07	BN
2-Hexanone	BRL	10		ug/L	231973	1	10/31/2016 13:07	BN
4-Methyl-2-pentanone	BRL	10		ug/L	231973	1	10/31/2016 13:07	BN
Acetone	BRL	50		ug/L	231973	1	10/31/2016 13:07	BN
Benzene	BRL	5.0		ug/L	231973	1	10/31/2016 13:07	BN
Bromodichloromethane	BRL	5.0		ug/L	231973	1	10/31/2016 13:07	BN
Bromoform	BRL	5.0		ug/L	231973	1	10/31/2016 13:07	BN
Bromomethane	BRL	5.0		ug/L	231973	1	10/31/2016 13:07	BN
Carbon disulfide	BRL	5.0		ug/L	231973	1	10/31/2016 13:07	BN
Carbon tetrachloride	BRL	5.0		ug/L	231973	1	10/31/2016 13:07	BN
Chlorobenzene	BRL	5.0		ug/L	231973	1	10/31/2016 13:07	BN
Chloroethane	BRL	10		ug/L	231973	1	10/31/2016 13:07	BN
Chloroform	BRL	5.0		ug/L	231973	1	10/31/2016 13:07	BN
Chloromethane	BRL	10		ug/L	231973	1	10/31/2016 13:07	BN
cis-1,2-Dichloroethene	BRL	5.0		ug/L	231973	1	10/31/2016 13:07	BN
cis-1,3-Dichloropropene	BRL	5.0		ug/L	231973	1	10/31/2016 13:07	BN
Cyclohexane	BRL	5.0		ug/L	231973	1	10/31/2016 13:07	BN
Dibromochloromethane	BRL	5.0		ug/L	231973	1	10/31/2016 13:07	BN
Dichlorodifluoromethane	BRL	10		ug/L	231973	1	10/31/2016 13:07	BN
Ethylbenzene	BRL	5.0		ug/L	231973	1	10/31/2016 13:07	BN
Freon-113	BRL	10		ug/L	231973	1	10/31/2016 13:07	BN
Isopropylbenzene	BRL	5.0		ug/L	231973	1	10/31/2016 13:07	BN
m,p-Xylene	BRL	5.0		ug/L	231973	1	10/31/2016 13:07	BN
Methyl acetate	BRL	5.0		ug/L	231973	1	10/31/2016 13:07	BN
Methyl tert-butyl ether	BRL	5.0		ug/L	231973	1	10/31/2016 13:07	BN
Methylcyclohexane	BRL	5.0		ug/L	231973	1	10/31/2016 13:07	BN
Methylene chloride	BRL	5.0		ug/L	231973	1	10/31/2016 13:07	BN
o-Xylene	BRL	5.0		ug/L	231973	1	10/31/2016 13:07	BN

Qualifiers:

*	Value exceeds maximum contaminant level	E	Estimated (value above quantitation range)
BRL	Below reporting limit	S	Spike Recovery outside limits due to matrix
H	Holding times for preparation or analysis exceeded	Narr	See case narrative
N	Analyte not NELAC certified	NC	Not confirmed
B	Analyte detected in the associated method blank	<	Less than Result value
>	Greater than Result value	J	Estimated value detected below Reporting Limit

Analytical Environmental Services, Inc

Date: 1-Nov-16

Client:	Environmental Planning Specialists, Inc.	**Client Sample ID:**	16292-MW-47
Project Name:	Rheem	**Collection Date:**	10/18/2016 4:05:00 PM
Lab ID:	1610J36-009	**Matrix:**	Groundwater

Analyses	Result	Reporting Limit	Qual	Units	BatchID	Dilution Factor	Date Analyzed	Analyst
TCL VOLATILE ORGANICS SW8260B				**(SW5030B)**				
Styrene	BRL	5.0		ug/L	231973	1	10/31/2016 13:07	BN
Tetrachloroethene	BRL	5.0		ug/L	231973	1	10/31/2016 13:07	BN
Toluene	BRL	5.0		ug/L	231973	1	10/31/2016 13:07	BN
trans-1,2-Dichloroethene	BRL	5.0		ug/L	231973	1	10/31/2016 13:07	BN
trans-1,3-Dichloropropene	BRL	5.0		ug/L	231973	1	10/31/2016 13:07	BN
Trichloroethene	BRL	5.0		ug/L	231973	1	10/31/2016 13:07	BN
Trichlorofluoromethane	BRL	5.0		ug/L	231973	1	10/31/2016 13:07	BN
Vinyl chloride	BRL	2.0		ug/L	231973	1	10/31/2016 13:07	BN
Surr: 4-Bromofluorobenzene	84.6	70.7-125		%REC	231973	1	10/31/2016 13:07	BN
Surr: Dibromofluoromethane	115	82.2-120		%REC	231973	1	10/31/2016 13:07	BN
Surr: Toluene-d8	101	81.8-120		%REC	231973	1	10/31/2016 13:07	BN

Qualifiers:

*	Value exceeds maximum contaminant level	E	Estimated (value above quantitation range)
BRL	Below reporting limit	S	Spike Recovery outside limits due to matrix
H	Holding times for preparation or analysis exceeded	Narr	See case narrative
N	Analyte not NELAC certified	NC	Not confirmed
B	Analyte detected in the associated method blank	<	Less than Result value
>	Greater than Result value	J	Estimated value detected below Reporting Limit

Analytical Environmental Services, Inc

Date: 1-Nov-16

Client:	Environmental Planning Specialists, Inc.	**Client Sample ID:**	16292-MW-54
Project Name:	Rheem	**Collection Date:**	10/17/2016 2:10:00 PM
Lab ID:	1610J36-010	**Matrix:**	Groundwater

Analyses	Result	Reporting Limit	Qual	Units	BatchID	Dilution Factor	Date Analyzed	Analyst
TCL VOLATILE ORGANICS SW8260B				**(SW5030B)**				
1,1,1-Trichloroethane	BRL	5.0		ug/L	231973	1	10/31/2016 11:50	BN
1,1,2,2-Tetrachloroethane	BRL	5.0		ug/L	231973	1	10/31/2016 11:50	BN
1,1,2-Trichloroethane	BRL	5.0		ug/L	231973	1	10/31/2016 11:50	BN
1,1-Dichloroethane	BRL	5.0		ug/L	231973	1	10/31/2016 11:50	BN
1,1-Dichloroethene	BRL	5.0		ug/L	231973	1	10/31/2016 11:50	BN
1,2,4-Trichlorobenzene	BRL	5.0		ug/L	231973	1	10/31/2016 11:50	BN
1,2-Dibromo-3-chloropropane	BRL	5.0		ug/L	231973	1	10/31/2016 11:50	BN
1,2-Dibromoethane	BRL	5.0		ug/L	231973	1	10/31/2016 11:50	BN
1,2-Dichlorobenzene	BRL	5.0		ug/L	231973	1	10/31/2016 11:50	BN
1,2-Dichloroethane	BRL	5.0		ug/L	231973	1	10/31/2016 11:50	BN
1,2-Dichloropropane	BRL	5.0		ug/L	231973	1	10/31/2016 11:50	BN
1,3-Dichlorobenzene	BRL	5.0		ug/L	231973	1	10/31/2016 11:50	BN
1,4-Dichlorobenzene	BRL	5.0		ug/L	231973	1	10/31/2016 11:50	BN
2-Butanone	BRL	50		ug/L	231973	1	10/31/2016 11:50	BN
2-Hexanone	BRL	10		ug/L	231973	1	10/31/2016 11:50	BN
4-Methyl-2-pentanone	BRL	10		ug/L	231973	1	10/31/2016 11:50	BN
Acetone	BRL	50		ug/L	231973	1	10/31/2016 11:50	BN
Benzene	BRL	5.0		ug/L	231973	1	10/31/2016 11:50	BN
Bromodichloromethane	BRL	5.0		ug/L	231973	1	10/31/2016 11:50	BN
Bromoform	BRL	5.0		ug/L	231973	1	10/31/2016 11:50	BN
Bromomethane	BRL	5.0		ug/L	231973	1	10/31/2016 11:50	BN
Carbon disulfide	BRL	5.0		ug/L	231973	1	10/31/2016 11:50	BN
Carbon tetrachloride	BRL	5.0		ug/L	231973	1	10/31/2016 11:50	BN
Chlorobenzene	BRL	5.0		ug/L	231973	1	10/31/2016 11:50	BN
Chloroethane	BRL	10		ug/L	231973	1	10/31/2016 11:50	BN
Chloroform	BRL	5.0		ug/L	231973	1	10/31/2016 11:50	BN
Chloromethane	BRL	10		ug/L	231973	1	10/31/2016 11:50	BN
cis-1,2-Dichloroethene	BRL	5.0		ug/L	231973	1	10/31/2016 11:50	BN
cis-1,3-Dichloropropene	BRL	5.0		ug/L	231973	1	10/31/2016 11:50	BN
Cyclohexane	BRL	5.0		ug/L	231973	1	10/31/2016 11:50	BN
Dibromochloromethane	BRL	5.0		ug/L	231973	1	10/31/2016 11:50	BN
Dichlorodifluoromethane	BRL	10		ug/L	231973	1	10/31/2016 11:50	BN
Ethylbenzene	BRL	5.0		ug/L	231973	1	10/31/2016 11:50	BN
Freon-113	BRL	10		ug/L	231973	1	10/31/2016 11:50	BN
Isopropylbenzene	BRL	5.0		ug/L	231973	1	10/31/2016 11:50	BN
m,p-Xylene	BRL	5.0		ug/L	231973	1	10/31/2016 11:50	BN
Methyl acetate	BRL	5.0		ug/L	231973	1	10/31/2016 11:50	BN
Methyl tert-butyl ether	BRL	5.0		ug/L	231973	1	10/31/2016 11:50	BN
Methylcyclohexane	BRL	5.0		ug/L	231973	1	10/31/2016 11:50	BN
Methylene chloride	BRL	5.0		ug/L	231973	1	10/31/2016 11:50	BN
o-Xylene	BRL	5.0		ug/L	231973	1	10/31/2016 11:50	BN

Qualifiers:

*	Value exceeds maximum contaminant level	E	Estimated (value above quantitation range)
BRL	Below reporting limit	S	Spike Recovery outside limits due to matrix
H	Holding times for preparation or analysis exceeded	Narr	See case narrative
N	Analyte not NELAC certified	NC	Not confirmed
B	Analyte detected in the associated method blank	<	Less than Result value
>	Greater than Result value	J	Estimated value detected below Reporting Limit

Analytical Environmental Services, Inc

Date: 1-Nov-16

Client:	Environmental Planning Specialists, Inc.	**Client Sample ID:**	16292-MW-54
Project Name:	Rheem	**Collection Date:**	10/17/2016 2:10:00 PM
Lab ID:	1610J36-010	**Matrix:**	Groundwater

Analyses	Result	Reporting Limit	Qual	Units	BatchID	Dilution Factor	Date Analyzed	Analyst
TCL VOLATILE ORGANICS SW8260B				**(SW5030B)**				
Styrene	BRL	5.0		ug/L	231973	1	10/31/2016 11:50	BN
Tetrachloroethene	BRL	5.0		ug/L	231973	1	10/31/2016 11:50	BN
Toluene	BRL	5.0		ug/L	231973	1	10/31/2016 11:50	BN
trans-1,2-Dichloroethene	BRL	5.0		ug/L	231973	1	10/31/2016 11:50	BN
trans-1,3-Dichloropropene	BRL	5.0		ug/L	231973	1	10/31/2016 11:50	BN
Trichloroethene	BRL	5.0		ug/L	231973	1	10/31/2016 11:50	BN
Trichlorofluoromethane	BRL	5.0		ug/L	231973	1	10/31/2016 11:50	BN
Vinyl chloride	BRL	2.0		ug/L	231973	1	10/31/2016 11:50	BN
Surr: 4-Bromofluorobenzene	92	70.7-125		%REC	231973	1	10/31/2016 11:50	BN
Surr: Dibromofluoromethane	100	82.2-120		%REC	231973	1	10/31/2016 11:50	BN
Surr: Toluene-d8	96	81.8-120		%REC	231973	1	10/31/2016 11:50	BN

Qualifiers:

*	Value exceeds maximum contaminant level	E	Estimated (value above quantitation range)
BRL	Below reporting limit	S	Spike Recovery outside limits due to matrix
H	Holding times for preparation or analysis exceeded	Narr	See case narrative
N	Analyte not NELAC certified	NC	Not confirmed
B	Analyte detected in the associated method blank	<	Less than Result value
>	Greater than Result value	J	Estimated value detected below Reporting Limit

Analytical Environmental Services, Inc

Date: 1-Nov-16

Client:	Environmental Planning Specialists, Inc.	**Client Sample ID:**	16292-MW-DUP
Project Name:	Rheem	**Collection Date:**	10/18/2016 12:00:00 PM
Lab ID:	1610J36-011	**Matrix:**	Groundwater

Analyses	Result	Reporting Limit	Qual	Units	BatchID	Dilution Factor	Date Analyzed	Analyst
TCL VOLATILE ORGANICS SW8260B				**(SW5030B)**				
1,1,1-Trichloroethane	BRL	5.0		ug/L	231973	1	10/31/2016 13:32	BN
1,1,2,2-Tetrachloroethane	BRL	5.0		ug/L	231973	1	10/31/2016 13:32	BN
1,1,2-Trichloroethane	BRL	5.0		ug/L	231973	1	10/31/2016 13:32	BN
1,1-Dichloroethane	BRL	5.0		ug/L	231973	1	10/31/2016 13:32	BN
1,1-Dichloroethene	BRL	5.0		ug/L	231973	1	10/31/2016 13:32	BN
1,2,4-Trichlorobenzene	BRL	5.0		ug/L	231973	1	10/31/2016 13:32	BN
1,2-Dibromo-3-chloropropane	BRL	5.0		ug/L	231973	1	10/31/2016 13:32	BN
1,2-Dibromoethane	BRL	5.0		ug/L	231973	1	10/31/2016 13:32	BN
1,2-Dichlorobenzene	BRL	5.0		ug/L	231973	1	10/31/2016 13:32	BN
1,2-Dichloroethane	BRL	5.0		ug/L	231973	1	10/31/2016 13:32	BN
1,2-Dichloropropane	BRL	5.0		ug/L	231973	1	10/31/2016 13:32	BN
1,3-Dichlorobenzene	BRL	5.0		ug/L	231973	1	10/31/2016 13:32	BN
1,4-Dichlorobenzene	BRL	5.0		ug/L	231973	1	10/31/2016 13:32	BN
2-Butanone	BRL	50		ug/L	231973	1	10/31/2016 13:32	BN
2-Hexanone	BRL	10		ug/L	231973	1	10/31/2016 13:32	BN
4-Methyl-2-pentanone	BRL	10		ug/L	231973	1	10/31/2016 13:32	BN
Acetone	BRL	50		ug/L	231973	1	10/31/2016 13:32	BN
Benzene	BRL	5.0		ug/L	231973	1	10/31/2016 13:32	BN
Bromodichloromethane	BRL	5.0		ug/L	231973	1	10/31/2016 13:32	BN
Bromoform	BRL	5.0		ug/L	231973	1	10/31/2016 13:32	BN
Bromomethane	BRL	5.0		ug/L	231973	1	10/31/2016 13:32	BN
Carbon disulfide	BRL	5.0		ug/L	231973	1	10/31/2016 13:32	BN
Carbon tetrachloride	BRL	5.0		ug/L	231973	1	10/31/2016 13:32	BN
Chlorobenzene	BRL	5.0		ug/L	231973	1	10/31/2016 13:32	BN
Chloroethane	BRL	10		ug/L	231973	1	10/31/2016 13:32	BN
Chloroform	BRL	5.0		ug/L	231973	1	10/31/2016 13:32	BN
Chloromethane	BRL	10		ug/L	231973	1	10/31/2016 13:32	BN
cis-1,2-Dichloroethene	BRL	5.0		ug/L	231973	1	10/31/2016 13:32	BN
cis-1,3-Dichloropropene	BRL	5.0		ug/L	231973	1	10/31/2016 13:32	BN
Cyclohexane	BRL	5.0		ug/L	231973	1	10/31/2016 13:32	BN
Dibromochloromethane	BRL	5.0		ug/L	231973	1	10/31/2016 13:32	BN
Dichlorodifluoromethane	BRL	10		ug/L	231973	1	10/31/2016 13:32	BN
Ethylbenzene	BRL	5.0		ug/L	231973	1	10/31/2016 13:32	BN
Freon-113	BRL	10		ug/L	231973	1	10/31/2016 13:32	BN
Isopropylbenzene	BRL	5.0		ug/L	231973	1	10/31/2016 13:32	BN
m,p-Xylene	BRL	5.0		ug/L	231973	1	10/31/2016 13:32	BN
Methyl acetate	BRL	5.0		ug/L	231973	1	10/31/2016 13:32	BN
Methyl tert-butyl ether	BRL	5.0		ug/L	231973	1	10/31/2016 13:32	BN
Methylcyclohexane	BRL	5.0		ug/L	231973	1	10/31/2016 13:32	BN
Methylene chloride	BRL	5.0		ug/L	231973	1	10/31/2016 13:32	BN
o-Xylene	BRL	5.0		ug/L	231973	1	10/31/2016 13:32	BN

Qualifiers:

*	Value exceeds maximum contaminant level	E	Estimated (value above quantitation range)
BRL	Below reporting limit	S	Spike Recovery outside limits due to matrix
H	Holding times for preparation or analysis exceeded	Narr	See case narrative
N	Analyte not NELAC certified	NC	Not confirmed
B	Analyte detected in the associated method blank	<	Less than Result value
>	Greater than Result value	J	Estimated value detected below Reporting Limit

Analytical Environmental Services, Inc **Date:** 1-Nov-16

Client:	Environmental Planning Specialists, Inc.	**Client Sample ID:**	16292-MW-DUP
Project Name:	Rheem	**Collection Date:**	10/18/2016 12:00:00 PM
Lab ID:	1610J36-011	**Matrix:**	Groundwater

Analyses	Result	Reporting Limit	Qual	Units	BatchID	Dilution Factor	Date Analyzed	Analyst
TCL VOLATILE ORGANICS SW8260B				**(SW5030B)**				
Styrene	BRL	5.0		ug/L	231973	1	10/31/2016 13:32	BN
Tetrachloroethene	BRL	5.0		ug/L	231973	1	10/31/2016 13:32	BN
Toluene	BRL	5.0		ug/L	231973	1	10/31/2016 13:32	BN
trans-1,2-Dichloroethene	BRL	5.0		ug/L	231973	1	10/31/2016 13:32	BN
trans-1,3-Dichloropropene	BRL	5.0		ug/L	231973	1	10/31/2016 13:32	BN
Trichloroethene	BRL	5.0		ug/L	231973	1	10/31/2016 13:32	BN
Trichlorofluoromethane	BRL	5.0		ug/L	231973	1	10/31/2016 13:32	BN
Vinyl chloride	BRL	2.0		ug/L	231973	1	10/31/2016 13:32	BN
Surr: 4-Bromofluorobenzene	72.9	70.7-125		%REC	231973	1	10/31/2016 13:32	BN
Surr: Dibromofluoromethane	110	82.2-120		%REC	231973	1	10/31/2016 13:32	BN
Surr: Toluene-d8	99.6	81.8-120		%REC	231973	1	10/31/2016 13:32	BN

Qualifiers:

*	Value exceeds maximum contaminant level	E	Estimated (value above quantitation range)
BRL	Below reporting limit	S	Spike Recovery outside limits due to matrix
H	Holding times for preparation or analysis exceeded	Narr	See case narrative
N	Analyte not NELAC certified	NC	Not confirmed
B	Analyte detected in the associated method blank	<	Less than Result value
>	Greater than Result value	J	Estimated value detected below Reporting Limit

Analytical Environmental Services, Inc

Date: 1-Nov-16

Client:	Environmental Planning Specialists, Inc.	**Client Sample ID:**	16292-TRIP BLANK
Project Name:	Rheem	**Collection Date:**	10/18/2016
Lab ID:	1610J36-012	**Matrix:**	Aqueous

Analyses	Result	Reporting Limit	Qual	Units	BatchID	Dilution Factor	Date Analyzed	Analyst
TCL VOLATILE ORGANICS SW8260B				**(SW5030B)**				
1,1,1-Trichloroethane	BRL	5.0		ug/L	231973	1	10/28/2016 16:37	BN
1,1,2,2-Tetrachloroethane	BRL	5.0		ug/L	231973	1	10/28/2016 16:37	BN
1,1,2-Trichloroethane	BRL	5.0		ug/L	231973	1	10/28/2016 16:37	BN
1,1-Dichloroethane	BRL	5.0		ug/L	231973	1	10/28/2016 16:37	BN
1,1-Dichloroethene	BRL	5.0		ug/L	231973	1	10/28/2016 16:37	BN
1,2,4-Trichlorobenzene	BRL	5.0		ug/L	231973	1	10/28/2016 16:37	BN
1,2-Dibromo-3-chloropropane	BRL	5.0		ug/L	231973	1	10/28/2016 16:37	BN
1,2-Dibromoethane	BRL	5.0		ug/L	231973	1	10/28/2016 16:37	BN
1,2-Dichlorobenzene	BRL	5.0		ug/L	231973	1	10/28/2016 16:37	BN
1,2-Dichloroethane	BRL	5.0		ug/L	231973	1	10/28/2016 16:37	BN
1,2-Dichloropropane	BRL	5.0		ug/L	231973	1	10/28/2016 16:37	BN
1,3-Dichlorobenzene	BRL	5.0		ug/L	231973	1	10/28/2016 16:37	BN
1,4-Dichlorobenzene	BRL	5.0		ug/L	231973	1	10/28/2016 16:37	BN
2-Butanone	BRL	50		ug/L	231973	1	10/28/2016 16:37	BN
2-Hexanone	BRL	10		ug/L	231973	1	10/28/2016 16:37	BN
4-Methyl-2-pentanone	BRL	10		ug/L	231973	1	10/28/2016 16:37	BN
Acetone	BRL	50		ug/L	231973	1	10/28/2016 16:37	BN
Benzene	BRL	5.0		ug/L	231973	1	10/28/2016 16:37	BN
Bromodichloromethane	BRL	5.0		ug/L	231973	1	10/28/2016 16:37	BN
Bromoform	BRL	5.0		ug/L	231973	1	10/28/2016 16:37	BN
Bromomethane	BRL	5.0		ug/L	231973	1	10/28/2016 16:37	BN
Carbon disulfide	BRL	5.0		ug/L	231973	1	10/28/2016 16:37	BN
Carbon tetrachloride	BRL	5.0		ug/L	231973	1	10/28/2016 16:37	BN
Chlorobenzene	BRL	5.0		ug/L	231973	1	10/28/2016 16:37	BN
Chloroethane	BRL	10		ug/L	231973	1	10/28/2016 16:37	BN
Chloroform	BRL	5.0		ug/L	231973	1	10/28/2016 16:37	BN
Chloromethane	BRL	10		ug/L	231973	1	10/28/2016 16:37	BN
cis-1,2-Dichloroethene	BRL	5.0		ug/L	231973	1	10/28/2016 16:37	BN
cis-1,3-Dichloropropene	BRL	5.0		ug/L	231973	1	10/28/2016 16:37	BN
Cyclohexane	BRL	5.0		ug/L	231973	1	10/28/2016 16:37	BN
Dibromochloromethane	BRL	5.0		ug/L	231973	1	10/28/2016 16:37	BN
Dichlorodifluoromethane	BRL	10		ug/L	231973	1	10/28/2016 16:37	BN
Ethylbenzene	BRL	5.0		ug/L	231973	1	10/28/2016 16:37	BN
Freon-113	BRL	10		ug/L	231973	1	10/28/2016 16:37	BN
Isopropylbenzene	BRL	5.0		ug/L	231973	1	10/28/2016 16:37	BN
m,p-Xylene	BRL	5.0		ug/L	231973	1	10/28/2016 16:37	BN
Methyl acetate	BRL	5.0		ug/L	231973	1	10/28/2016 16:37	BN
Methyl tert-butyl ether	BRL	5.0		ug/L	231973	1	10/28/2016 16:37	BN
Methylcyclohexane	BRL	5.0		ug/L	231973	1	10/28/2016 16:37	BN
Methylene chloride	BRL	5.0		ug/L	231973	1	10/28/2016 16:37	BN
o-Xylene	BRL	5.0		ug/L	231973	1	10/28/2016 16:37	BN

Qualifiers:

*	Value exceeds maximum contaminant level	E	Estimated (value above quantitation range)
BRL	Below reporting limit	S	Spike Recovery outside limits due to matrix
H	Holding times for preparation or analysis exceeded	Narr	See case narrative
N	Analyte not NELAC certified	NC	Not confirmed
B	Analyte detected in the associated method blank	<	Less than Result value
>	Greater than Result value	J	Estimated value detected below Reporting Limit

Analytical Environmental Services, Inc

Date: 1-Nov-16

Client:	Environmental Planning Specialists, Inc.	**Client Sample ID:**	16292-TRIP BLANK
Project Name:	Rheem	**Collection Date:**	10/18/2016
Lab ID:	1610J36-012	**Matrix:**	Aqueous

Analyses	Result	Reporting Limit	Qual	Units	BatchID	Dilution Factor	Date Analyzed	Analyst
TCL VOLATILE ORGANICS SW8260B				**(SW5030B)**				
Styrene	BRL	5.0		ug/L	231973	1	10/28/2016 16:37	BN
Tetrachloroethene	BRL	5.0		ug/L	231973	1	10/28/2016 16:37	BN
Toluene	BRL	5.0		ug/L	231973	1	10/28/2016 16:37	BN
trans-1,2-Dichloroethene	BRL	5.0		ug/L	231973	1	10/28/2016 16:37	BN
trans-1,3-Dichloropropene	BRL	5.0		ug/L	231973	1	10/28/2016 16:37	BN
Trichloroethene	BRL	5.0		ug/L	231973	1	10/28/2016 16:37	BN
Trichlorofluoromethane	BRL	5.0		ug/L	231973	1	10/28/2016 16:37	BN
Vinyl chloride	BRL	2.0		ug/L	231973	1	10/28/2016 16:37	BN
Surr: 4-Bromofluorobenzene	84.9	70.7-125		%REC	231973	1	10/28/2016 16:37	BN
Surr: Dibromofluoromethane	106	82.2-120		%REC	231973	1	10/28/2016 16:37	BN
Surr: Toluene-d8	102	81.8-120		%REC	231973	1	10/28/2016 16:37	BN

Qualifiers:

*	Value exceeds maximum contaminant level	E	Estimated (value above quantitation range)
BRL	Below reporting limit	S	Spike Recovery outside limits due to matrix
H	Holding times for preparation or analysis exceeded	Narr	See case narrative
N	Analyte not NELAC certified	NC	Not confirmed
B	Analyte detected in the associated method blank	<	Less than Result value
>	Greater than Result value	J	Estimated value detected below Reporting Limit

Analytical Environmental Services, Inc.

Sample/Cooler Receipt Checklist

Client EPS Work Order Number 1610J36

Checklist completed by Pars Massudi 10/24/16
Signature Date

Carrier name: FedEx __ UPS __ Courier __ Client ✓ US Mail __ Other _____

Shipping container/cooler in good condition? Yes ✓ No __ Not Present __

Custody seals intact on shipping container/cooler? Yes __ No __ Not Present ✓

Custody seals intact on sample bottles? Yes __ No __ Not Present ✓

Container/Temp Blank temperature in compliance? (0°≤6°C)* Yes ✓ No __

Cooler #1 1.8 Cooler #2 _____ Cooler #3 _____ Cooler #4 _____ Cooler#5 _____ Cooler #6 _____

Chain of custody present? Yes ✓ No __

Chain of custody signed when relinquished and received? Yes ✓ No __

Chain of custody agrees with sample labels? Yes ✓ No __

Samples in proper container/bottle? Yes ✓ No __

Sample containers intact? Yes ✓ No __

Sufficient sample volume for indicated test? Yes ✓ No __

All samples received within holding time? Yes ✓ No __

Was TAT marked on the COC? Yes ✓ No __

Proceed with Standard TAT as per project history? Yes __ No __ Not Applicable ✓

Water - VOA vials have zero headspace? No VOA vials submitted __ Yes ✓ No __

Water - pH acceptable upon receipt? Yes ✓ No __ Not Applicable __

Adjusted? _____ Checked by _____

Sample Condition: Good ✓ Other(Explain) _____

(For diffusive samples or AIHA lead) Is a known blank included? Yes __ No ✓

See Case Narrative for resolution of the Non-Conformance.

* Samples do not have to comply with the given range for certain parameters.

\\Aes_server\l\Sample Receipt\My Documents\COCs and pH Adjustment Sheet\Sample_Cooler_Recipt_Checklist_Rev1.rtf

Client: Environmental Planning Specialists, Inc.
Project Name: Rheem
Workorder: 1610J36

ANALYTICAL QC SUMMARY REPORT

BatchID: 231973

Sample ID: **MB-231973** Client ID: Units: **ug/L** Prep Date: **10/28/2016** Run No: **328486**
SampleType: **MBLK** TestCode: **TCL VOLATILE ORGANICS SW8260B** BatchID: **231973** Analysis Date: **10/28/2016** Seq No: **7127570**

Analyte	Result	RPT Limit	SPK value	SPK Ref Val	%REC	Low Limit	High Limit	RPD Ref Val	%RPD	RPD Limit	Qual
1,1,1-Trichloroethane	BRL	5.0									
1,1,2,2-Tetrachloroethane	BRL	5.0									
1,1,2-Trichloroethane	BRL	5.0									
1,1-Dichloroethane	BRL	5.0									
1,1-Dichloroethene	BRL	5.0									
1,2,4-Trichlorobenzene	BRL	5.0									
1,2-Dibromo-3-chloropropane	BRL	5.0									
1,2-Dibromoethane	BRL	5.0									
1,2-Dichlorobenzene	BRL	5.0									
1,2-Dichloroethane	BRL	5.0									
1,2-Dichloropropane	BRL	5.0									
1,3-Dichlorobenzene	BRL	5.0									
1,4-Dichlorobenzene	BRL	5.0									
2-Butanone	BRL	50									
2-Hexanone	BRL	10									
4-Methyl-2-pentanone	BRL	10									
Acetone	BRL	50									
Benzene	BRL	5.0									
Bromodichloromethane	BRL	5.0									
Bromoform	BRL	5.0									
Bromomethane	BRL	5.0									
Carbon disulfide	BRL	5.0									
Carbon tetrachloride	BRL	5.0									
Chlorobenzene	BRL	5.0									
Chloroethane	BRL	10									
Chloroform	BRL	5.0									
Chloromethane	BRL	10									

Qualifiers:

>	Greater than Result value	<	Less than Result value	B	Analyte detected in the associated method blank
BRL	Below reporting limit	E	Estimated (value above quantitation range)	H	Holding times for preparation or analysis exceeded
J	Estimated value detected below Reporting Limit	N	Analyte not NELAC certified	R	RPD outside limits due to matrix
Rpt Lim	Reporting Limit	S	Spike Recovery outside limits due to matrix		

Client: Environmental Planning Specialists, Inc.
Project Name: Rheem
Workorder: 1610J36

ANALYTICAL QC SUMMARY REPORT

BatchID: 231973

Sample ID: **MB-231973** Client ID: Units: **ug/L** Prep Date: **10/28/2016** Run No: **328486**
SampleType: **MBLK** TestCode: **TCL VOLATILE ORGANICS SW8260B** BatchID: **231973** Analysis Date: **10/28/2016** Seq No: **7127570**

Analyte	Result	RPT Limit	SPK value	SPK Ref Val	%REC	Low Limit	High Limit	RPD Ref Val	%RPD	RPD Limit	Qual
cis-1,2-Dichloroethene	BRL	5.0									
cis-1,3-Dichloropropene	BRL	5.0									
Cyclohexane	BRL	5.0									
Dibromochloromethane	BRL	5.0									
Dichlorodifluoromethane	BRL	10									
Ethylbenzene	BRL	5.0									
Freon-113	BRL	10									
Isopropylbenzene	BRL	5.0									
m,p-Xylene	BRL	5.0									
Methyl acetate	BRL	5.0									
Methyl tert-butyl ether	BRL	5.0									
Methylcyclohexane	BRL	5.0									
Methylene chloride	BRL	5.0									
o-Xylene	BRL	5.0									
Styrene	BRL	5.0									
Tetrachloroethene	BRL	5.0									
Toluene	BRL	5.0									
trans-1,2-Dichloroethene	BRL	5.0									
trans-1,3-Dichloropropene	BRL	5.0									
Trichloroethene	BRL	5.0									
Trichlorofluoromethane	BRL	5.0									
Vinyl chloride	BRL	2.0									
Surr: 4-Bromofluorobenzene	45.32	0	50.00		90.6	70.7	125				
Surr: Dibromofluoromethane	47.85	0	50.00		95.7	82.2	120				
Surr: Toluene-d8	45.23	0	50.00		90.5	81.8	120				

Qualifiers:

>	Greater than Result value	<	Less than Result value	B	Analyte detected in the associated method blank
BRL	Below reporting limit	E	Estimated (value above quantitation range)	H	Holding times for preparation or analysis exceeded
J	Estimated value detected below Reporting Limit	N	Analyte not NELAC certified	R	RPD outside limits due to matrix
Rpt Lim	Reporting Limit	S	Spike Recovery outside limits due to matrix		

Client: Environmental Planning Specialists, Inc.
Project Name: Rheem
Workorder: 1610J36

ANALYTICAL QC SUMMARY REPORT

BatchID: 231973

Sample ID: **LCS-231973** Client ID: Units: **ug/L** Prep Date: **10/28/2016** Run No: **328486**
SampleType: **LCS** TestCode: **TCL VOLATILE ORGANICS SW8260B** BatchID: **231973** Analysis Date: **10/28/2016** Seq No: **7127569**

Analyte	Result	RPT Limit	SPK value	SPK Ref Val	%REC	Low Limit	High Limit	RPD Ref Val	%RPD	RPD Limit	Qual
1,1-Dichloroethene	42.38	5.0	50.00		84.8	65.3	137				
Benzene	49.03	5.0	50.00		98.1	74.9	123				
Chlorobenzene	47.58	5.0	50.00		95.2	73.9	124				
Toluene	51.54	5.0	50.00		103	75	124				
Trichloroethene	50.38	5.0	50.00		101	73.1	128				
Surr: 4-Bromofluorobenzene	46.21	0	50.00		92.4	70.7	125				
Surr: Dibromofluoromethane	51.66	0	50.00		103	82.2	120				
Surr: Toluene-d8	48.56	0	50.00		97.1	81.8	120				

Sample ID: **1610J36-002AMS** Client ID: **16292-MW-34** Units: **ug/L** Prep Date: **10/28/2016** Run No: **328616**
SampleType: **MS** TestCode: **TCL VOLATILE ORGANICS SW8260B** BatchID: **231973** Analysis Date: **10/31/2016** Seq No: **7131562**

Analyte	Result	RPT Limit	SPK value	SPK Ref Val	%REC	Low Limit	High Limit	RPD Ref Val	%RPD	RPD Limit	Qual
1,1-Dichloroethene	44.39	5.0	50.00		88.8	60	150				
Benzene	46.24	5.0	50.00		92.5	70.1	132				
Chlorobenzene	47.35	5.0	50.00		94.7	70.9	131				
Toluene	49.39	5.0	50.00		98.8	70.1	133				
Trichloroethene	102.6	5.0	50.00	58.24	88.8	70	136				
Surr: 4-Bromofluorobenzene	45.89	0	50.00		91.8	70.7	125				
Surr: Dibromofluoromethane	45.40	0	50.00		90.8	82.2	120				
Surr: Toluene-d8	46.64	0	50.00		93.3	81.8	120				

Sample ID: **1610J36-002AMSD** Client ID: **16292-MW-34** Units: **ug/L** Prep Date: **10/28/2016** Run No: **328616**
SampleType: **MSD** TestCode: **TCL VOLATILE ORGANICS SW8260B** BatchID: **231973** Analysis Date: **10/31/2016** Seq No: **7131563**

Analyte	Result	RPT Limit	SPK value	SPK Ref Val	%REC	Low Limit	High Limit	RPD Ref Val	%RPD	RPD Limit	Qual
1,1-Dichloroethene	37.59	5.0	50.00		75.2	60	150	44.39	16.6	17.7	
Benzene	47.40	5.0	50.00		94.8	70.1	132	46.24	2.48	20	

Qualifiers:

>	Greater than Result value	<	Less than Result value	B	Analyte detected in the associated method blank
BRL	Below reporting limit	E	Estimated (value above quantitation range)	H	Holding times for preparation or analysis exceeded
J	Estimated value detected below Reporting Limit	N	Analyte not NELAC certified	R	RPD outside limits due to matrix
Rpt Lim	Reporting Limit	S	Spike Recovery outside limits due to matrix		

Analytical Environmental Services, Inc

Date: 1-Nov-16

Client: Environmental Planning Specialists, Inc.
Project Name: Rheem
Workorder: 1610J36

ANALYTICAL QC SUMMARY REPORT

BatchID: 231973

Sample ID: **1610J36-002AMSD** Client ID: **16292-MW-34** Units: **ug/L** Prep Date: **10/28/2016** Run No: **328616**
SampleType: **MSD** TestCode: **TCL VOLATILE ORGANICS SW8260B** BatchID: **231973** Analysis Date: **10/31/2016** Seq No: **7131563**

Analyte	Result	RPT Limit	SPK value	SPK Ref Val	%REC	Low Limit	High Limit	RPD Ref Val	%RPD	RPD Limit	Qual
Chlorobenzene	46.82	5.0	50.00		93.6	70.9	131	47.35	1.13	20	
Toluene	49.22	5.0	50.00		98.4	70.1	133	49.39	0.345	20	
Trichloroethene	103.9	5.0	50.00	58.24	91.4	70	136	102.6	1.26	20	
Surr: 4-Bromofluorobenzene	39.10	0	50.00		78.2	70.7	125	45.89	0	0	
Surr: Dibromofluoromethane	47.03	0	50.00		94.1	82.2	120	45.40	0	0	
Surr: Toluene-d8	46.21	0	50.00		92.4	81.8	120	46.64	0	0	

Qualifiers:

>	Greater than Result value	<	Less than Result value	B	Analyte detected in the associated method blank
BRL	Below reporting limit	E	Estimated (value above quantitation range)	H	Holding times for preparation or analysis exceeded
J	Estimated value detected below Reporting Limit	N	Analyte not NELAC certified	R	RPD outside limits due to matrix
Rpt Lim	Reporting Limit	S	Spike Recovery outside limits due to matrix		

ANALYTICAL ENVIRONMENTAL SERVICES, INC.

AES

November 02, 2016

Justin Vickery
Environmental Planning Specialists, Inc.
1050 Crown Pointe Parkway
Atlanta GA 30338

TEL: (404) 315-9113
FAX: (404) 315-8509

RE: Rheem

Dear Justin Vickery: Order No: 1610L27

Analytical Environmental Services, Inc. received 9 samples on 10/26/2016 10:15:00 AM for the analyses presented in following report.

No problems were encountered during the analyses. Additionally, all results for the associated Quality Control samples were within EPA and/or AES established limits. Any discrepancies associated with the analyses contained herein will be noted and submitted in the form of a project Case Narrative.
AES's accreditations are as follows:
-NELAC/Florida State Laboratory ID E87582 for analysis of Non-Potable Water, Solid & Chemical Materials, and Drinking Water Microbiology, effective 07/01/16-06/30/17.
-NELAC/Louisiana Agency Interest No. 100818 for or analysis of Non-Potable Water and Solid & Chemical Materials, effective 07/01/16-06/30/17.
-NELAC/Texas Certificate No. T104704509-16-6 for or analysis of Non-Potable Water and Solid & Chemical Materials, effective 03/01/16-02/28/17.
-AIHA-LAP, LLC Laboratory ID: 100671 for Industrial Hygiene samples (Organics, Metals, PCM Asbestos, Gravimetric), Environmental Lead (Paint, Soil, Dust Wipes, Air), and Environmental Microbiology (Fungal) Direct Examination, effective until 09/01/17.

Chris Pafford
Project Manager

ANALYTICAL ENVIRONMENTAL SERVICES, INC
3080 Presidential Drive, Atlanta GA 30340-3704
TEL.: (770) 457-8177 / TOLL-FREE (800) 972-4889 / FAX: (770) 457-8188

CHAIN OF CUSTODY

Work Order: 1610L27

Date: 10-25-16 Page 1 of 1

COMPANY: EPS

ADDRESS: 1050 Crown Pointe Pkwy Ste 550 Atlanta, GA 30338

PHONE: 404-315-9113

FAX:

SAMPLED BY: Joe Terry, Melissa Spitzmiller

SIGNATURE: Joe Terry Melissa Spitzmiller

ANALYSIS REQUESTED: VOC, Ethene, Ethane, Methane, Nitrate, Sulfate, TOC

PRESERVATION (See codes): H+I, H+I, H+I, H+I, I, I, S+I

Visit our website www.aesatlanta.com to check on the status of your results, place bottle orders, etc.

#	SAMPLE ID	SAMPLED DATE	SAMPLED TIME	Grab	Composite	Matrix (See codes)	VOC	Ethene	Ethane	Methane	Nitrate	Sulfate	TOC	REMARKS	No # of Containers
1	16298-PZ-3	10.24.16	1500	X		GW	X	X	X	X	X	X	X	Short hold on Nitrate and sulfate. Note these samples collected on 10-24-16	6
2	16298-MW-9	10.24.16	1610	X		GW	↓	↓	↓	↓	↓	↓	↓		6
3	~~MW~~ MW 16298-MW-3A	10.24.16	1900	X		GW	↓	↓	↓	↓	↓	↓	↓		6
4	16299-MW-6	10.25.16	0815	X		GW	↓	↓	↓	↓	↓	↓	↓		6
5	16299-PZ-7	10.25.16	0910	X		GW	↓	↓	↓	↓	↓	↓	↓		6
6	16299-PZ-5	10.25.16	1138	X		GW	↓	↓	↓	↓	↓	↓	↓		6
7	16299-PZ-6	10.25.16	1220	X		GW	↓	↓	↓	↓	↓	↓	↓		6
8	16299-MW-3B	10.25.16	1555	X		GW	↓	X	X	X	X	X	X		6
9	16299-Trip Blank	10.25.16	-	X		W	X								2
10															
11															
12															
13															
14															

QT

RELINQUISHED BY	DATE/TIME	RECEIVED BY	DATE/TIME
1: Melissa Spitzmiller	10/25/16 1505	1: Pars Masoudi	
2:		2:	10/26/16 10:15
3:		3: (FedEx)	

SPECIAL INSTRUCTIONS/COMMENTS:

SHIPMENT METHOD
OUT / / VIA:
IN / / VIA:
CLIENT FedEx UPS MAIL COURIER
GREYHOUND OTHER_____

PROJECT INFORMATION
PROJECT NAME: Rheem
PROJECT #:
SITE ADDRESS: 138 Roberson Mill Rd
SEND REPORT TO: jvickery@envplanning.com
INVOICE TO:
(IF DIFFERENT FROM ABOVE)
QUOTE #:_____ PO#:_____

RECEIPT
Total # of Containers: 50

Turnaround Time Request
- ● Standard 5 Business Days
- ○ 2 Business Day Rush
- ○ Next Business Day Rush
- ○ Same Day Rush (auth req.)
- ○ Other _____

STATE PROGRAM (if any): _____
E-mail? Y / N; Fax? Y / N
DATA PACKAGE: I II III IV

SAMPLES RECEIVED AFTER 3PM OR ON SATURDAY ARE CONSIDERED RECEIVED THE NEXT BUSINESS DAY. IF TURNAROUND TIME IS NOT INDICATED, AES WILL PROCEED WITH STANDARD TAT OF SAMPLES. SAMPLES ARE DISPOSED 30 DAYS AFTER REPORT COMPLETION UNLESS OTHER ARRANGEMENTS ARE MADE.

MATRIX CODES: A = Air GW = Groundwater SE = Sediment SO = Soil SW = Surface Water W = Water (Blanks) DW = Drinking Water (Blanks) O = Other (specify) WW = Waste Water

PRESERVATIVE CODES: H+I = Hydrochloric acid + ice I = Ice only N = Nitric acid S+I = Sulfuric acid + ice S/M+I = Sodium Bisulfate/Methanol + ice O = Other (specify) NA = None

White Copy - Original; Yellow Copy - Client

Analytical Environmental Services, Inc

Date: 2-Nov-16

Client: Environmental Planning Specialists, Inc.
Project: Rheem
Lab ID: 1610L27

Case Narrative

Volatiles Organic Compounds Analysis by Method 8260B:

Due to sample matrix, samples 1610L27-003A, -005A, & -006A required dilution during preparation and/or analysis resulting in elevated reporting limits.

IC Analysis by Method 9056A:

Due to sample matrix, sample 1610L27-004C required a dilution during preparation and/or analysis resulting in elevated reporting limits.

Analytical Environmental Services, Inc **Date:** 2-Nov-16

Client:	Environmental Planning Specialists, Inc.	**Client Sample ID:**	16298-PZ-3
Project Name:	Rheem	**Collection Date:**	10/24/2016 3:00:00 PM
Lab ID:	1610L27-001	**Matrix:**	Groundwater

Analyses	Result	Reporting Limit	Qual	Units	BatchID	Dilution Factor	Date Analyzed	Analyst
Total Organic Carbon (TOC) SW9060A								
Organic Carbon, Total	1.21	1.00		mg/L	R328599	1	10/28/2016 00:03	JW
TCL VOLATILE ORGANICS SW8260B				**(SW5030B)**				
1,1,1-Trichloroethane	BRL	5.0		ug/L	232045	1	11/01/2016 13:17	NP
1,1,2,2-Tetrachloroethane	BRL	5.0		ug/L	232045	1	11/01/2016 13:17	NP
1,1,2-Trichloroethane	BRL	5.0		ug/L	232045	1	11/01/2016 13:17	NP
1,1-Dichloroethane	BRL	5.0		ug/L	232045	1	11/01/2016 13:17	NP
1,1-Dichloroethene	BRL	5.0		ug/L	232045	1	11/01/2016 13:17	NP
1,2,4-Trichlorobenzene	BRL	5.0		ug/L	232045	1	11/01/2016 13:17	NP
1,2-Dibromo-3-chloropropane	BRL	5.0		ug/L	232045	1	11/01/2016 13:17	NP
1,2-Dibromoethane	BRL	5.0		ug/L	232045	1	11/01/2016 13:17	NP
1,2-Dichlorobenzene	BRL	5.0		ug/L	232045	1	11/01/2016 13:17	NP
1,2-Dichloroethane	BRL	5.0		ug/L	232045	1	11/01/2016 13:17	NP
1,2-Dichloropropane	BRL	5.0		ug/L	232045	1	11/01/2016 13:17	NP
1,3-Dichlorobenzene	BRL	5.0		ug/L	232045	1	11/01/2016 13:17	NP
1,4-Dichlorobenzene	BRL	5.0		ug/L	232045	1	11/01/2016 13:17	NP
2-Butanone	BRL	50		ug/L	232045	1	11/01/2016 13:17	NP
2-Hexanone	BRL	10		ug/L	232045	1	11/01/2016 13:17	NP
4-Methyl-2-pentanone	BRL	10		ug/L	232045	1	11/01/2016 13:17	NP
Acetone	BRL	50		ug/L	232045	1	11/01/2016 13:17	NP
Benzene	BRL	5.0		ug/L	232045	1	11/01/2016 13:17	NP
Bromodichloromethane	BRL	5.0		ug/L	232045	1	11/01/2016 13:17	NP
Bromoform	BRL	5.0		ug/L	232045	1	11/01/2016 13:17	NP
Bromomethane	BRL	5.0		ug/L	232045	1	11/01/2016 13:17	NP
Carbon disulfide	BRL	5.0		ug/L	232045	1	11/01/2016 13:17	NP
Carbon tetrachloride	BRL	5.0		ug/L	232045	1	11/01/2016 13:17	NP
Chlorobenzene	BRL	5.0		ug/L	232045	1	11/01/2016 13:17	NP
Chloroethane	BRL	10		ug/L	232045	1	11/01/2016 13:17	NP
Chloroform	BRL	5.0		ug/L	232045	1	11/01/2016 13:17	NP
Chloromethane	BRL	10		ug/L	232045	1	11/01/2016 13:17	NP
cis-1,2-Dichloroethene	BRL	5.0		ug/L	232045	1	11/01/2016 13:17	NP
cis-1,3-Dichloropropene	BRL	5.0		ug/L	232045	1	11/01/2016 13:17	NP
Cyclohexane	BRL	5.0		ug/L	232045	1	11/01/2016 13:17	NP
Dibromochloromethane	BRL	5.0		ug/L	232045	1	11/01/2016 13:17	NP
Dichlorodifluoromethane	BRL	10		ug/L	232045	1	11/01/2016 13:17	NP
Ethylbenzene	BRL	5.0		ug/L	232045	1	11/01/2016 13:17	NP
Freon-113	BRL	10		ug/L	232045	1	11/01/2016 13:17	NP
Isopropylbenzene	BRL	5.0		ug/L	232045	1	11/01/2016 13:17	NP
m,p-Xylene	BRL	5.0		ug/L	232045	1	11/01/2016 13:17	NP
Methyl acetate	BRL	5.0		ug/L	232045	1	11/01/2016 13:17	NP
Methyl tert-butyl ether	BRL	5.0		ug/L	232045	1	11/01/2016 13:17	NP

Qualifiers:

*	Value exceeds maximum contaminant level	E	Estimated (value above quantitation range)
BRL	Below reporting limit	S	Spike Recovery outside limits due to matrix
H	Holding times for preparation or analysis exceeded	Narr	See case narrative
N	Analyte not NELAC certified	NC	Not confirmed
B	Analyte detected in the associated method blank	<	Less than Result value
>	Greater than Result value	J	Estimated value detected below Reporting Limit

Analytical Environmental Services, Inc **Date:** 2-Nov-16

Client:	Environmental Planning Specialists, Inc.	**Client Sample ID:**	16298-PZ-3
Project Name:	Rheem	**Collection Date:**	10/24/2016 3:00:00 PM
Lab ID:	1610L27-001	**Matrix:**	Groundwater

Analyses	Result	Reporting Limit	Qual	Units	BatchID	Dilution Factor	Date Analyzed	Analyst
TCL VOLATILE ORGANICS SW8260B				**(SW5030B)**				
Methylcyclohexane	BRL	5.0		ug/L	232045	1	11/01/2016 13:17	NP
Methylene chloride	BRL	5.0		ug/L	232045	1	11/01/2016 13:17	NP
o-Xylene	BRL	5.0		ug/L	232045	1	11/01/2016 13:17	NP
Styrene	BRL	5.0		ug/L	232045	1	11/01/2016 13:17	NP
Tetrachloroethene	BRL	5.0		ug/L	232045	1	11/01/2016 13:17	NP
Toluene	BRL	5.0		ug/L	232045	1	11/01/2016 13:17	NP
trans-1,2-Dichloroethene	BRL	5.0		ug/L	232045	1	11/01/2016 13:17	NP
trans-1,3-Dichloropropene	BRL	5.0		ug/L	232045	1	11/01/2016 13:17	NP
Trichloroethene	BRL	5.0		ug/L	232045	1	11/01/2016 13:17	NP
Trichlorofluoromethane	BRL	5.0		ug/L	232045	1	11/01/2016 13:17	NP
Vinyl chloride	BRL	2.0		ug/L	232045	1	11/01/2016 13:17	NP
Surr: 4-Bromofluorobenzene	95.7	70.7-125		%REC	232045	1	11/01/2016 13:17	NP
Surr: Dibromofluoromethane	111	82.2-120		%REC	232045	1	11/01/2016 13:17	NP
Surr: Toluene-d8	103	81.8-120		%REC	232045	1	11/01/2016 13:17	NP
ION SCAN SW9056A								
Nitrate	0.38	0.25		mg/L	R328638	1	10/26/2016 12:50	JW
Sulfate	BRL	1.0		mg/L	R328638	1	10/26/2016 12:50	JW
GC Analysis of Gaseous Samples SOP-RSK 175				**(RSK175)**				
Ethane	BRL	9.0		ug/L	231810	1	10/31/2016 09:40	MD
Ethylene	BRL	7.0		ug/L	231810	1	10/31/2016 09:40	MD
Methane	BRL	4.0		ug/L	231810	1	10/31/2016 09:40	MD

Qualifiers:

*	Value exceeds maximum contaminant level	E	Estimated (value above quantitation range)
BRL	Below reporting limit	S	Spike Recovery outside limits due to matrix
H	Holding times for preparation or analysis exceeded	Narr	See case narrative
N	Analyte not NELAC certified	NC	Not confirmed
B	Analyte detected in the associated method blank	<	Less than Result value
>	Greater than Result value	J	Estimated value detected below Reporting Limit

Analytical Environmental Services, Inc

Date: 2-Nov-16

Client:	Environmental Planning Specialists, Inc.	**Client Sample ID:**	16298-MW-9
Project Name:	Rheem	**Collection Date:**	10/24/2016 4:10:00 PM
Lab ID:	1610L27-002	**Matrix:**	Groundwater

Analyses	Result	Reporting Limit	Qual	Units	BatchID	Dilution Factor	Date Analyzed	Analyst
Total Organic Carbon (TOC) SW9060A								
Organic Carbon, Total	BRL	1.00		mg/L	R328599	1	10/29/2016 00:29	JW
TCL VOLATILE ORGANICS SW8260B				**(SW5030B)**				
1,1,1-Trichloroethane	BRL	5.0		ug/L	232045	1	11/01/2016 15:38	NP
1,1,2,2-Tetrachloroethane	BRL	5.0		ug/L	232045	1	11/01/2016 15:38	NP
1,1,2-Trichloroethane	BRL	5.0		ug/L	232045	1	11/01/2016 15:38	NP
1,1-Dichloroethane	BRL	5.0		ug/L	232045	1	11/01/2016 15:38	NP
1,1-Dichloroethene	150	5.0		ug/L	232045	1	11/01/2016 15:38	NP
1,2,4-Trichlorobenzene	BRL	5.0		ug/L	232045	1	11/01/2016 15:38	NP
1,2-Dibromo-3-chloropropane	BRL	5.0		ug/L	232045	1	11/01/2016 15:38	NP
1,2-Dibromoethane	BRL	5.0		ug/L	232045	1	11/01/2016 15:38	NP
1,2-Dichlorobenzene	BRL	5.0		ug/L	232045	1	11/01/2016 15:38	NP
1,2-Dichloroethane	BRL	5.0		ug/L	232045	1	11/01/2016 15:38	NP
1,2-Dichloropropane	BRL	5.0		ug/L	232045	1	11/01/2016 15:38	NP
1,3-Dichlorobenzene	BRL	5.0		ug/L	232045	1	11/01/2016 15:38	NP
1,4-Dichlorobenzene	BRL	5.0		ug/L	232045	1	11/01/2016 15:38	NP
2-Butanone	BRL	50		ug/L	232045	1	11/01/2016 15:38	NP
2-Hexanone	BRL	10		ug/L	232045	1	11/01/2016 15:38	NP
4-Methyl-2-pentanone	BRL	10		ug/L	232045	1	11/01/2016 15:38	NP
Acetone	BRL	50		ug/L	232045	1	11/01/2016 15:38	NP
Benzene	BRL	5.0		ug/L	232045	1	11/01/2016 15:38	NP
Bromodichloromethane	BRL	5.0		ug/L	232045	1	11/01/2016 15:38	NP
Bromoform	BRL	5.0		ug/L	232045	1	11/01/2016 15:38	NP
Bromomethane	BRL	5.0		ug/L	232045	1	11/01/2016 15:38	NP
Carbon disulfide	BRL	5.0		ug/L	232045	1	11/01/2016 15:38	NP
Carbon tetrachloride	BRL	5.0		ug/L	232045	1	11/01/2016 15:38	NP
Chlorobenzene	BRL	5.0		ug/L	232045	1	11/01/2016 15:38	NP
Chloroethane	BRL	10		ug/L	232045	1	11/01/2016 15:38	NP
Chloroform	BRL	5.0		ug/L	232045	1	11/01/2016 15:38	NP
Chloromethane	BRL	10		ug/L	232045	1	11/01/2016 15:38	NP
cis-1,2-Dichloroethene	98	5.0		ug/L	232045	1	11/01/2016 15:38	NP
cis-1,3-Dichloropropene	BRL	5.0		ug/L	232045	1	11/01/2016 15:38	NP
Cyclohexane	BRL	5.0		ug/L	232045	1	11/01/2016 15:38	NP
Dibromochloromethane	BRL	5.0		ug/L	232045	1	11/01/2016 15:38	NP
Dichlorodifluoromethane	BRL	10		ug/L	232045	1	11/01/2016 15:38	NP
Ethylbenzene	BRL	5.0		ug/L	232045	1	11/01/2016 15:38	NP
Freon-113	BRL	10		ug/L	232045	1	11/01/2016 15:38	NP
Isopropylbenzene	BRL	5.0		ug/L	232045	1	11/01/2016 15:38	NP
m,p-Xylene	BRL	5.0		ug/L	232045	1	11/01/2016 15:38	NP
Methyl acetate	BRL	5.0		ug/L	232045	1	11/01/2016 15:38	NP
Methyl tert-butyl ether	BRL	5.0		ug/L	232045	1	11/01/2016 15:38	NP

Qualifiers:

*	Value exceeds maximum contaminant level	E	Estimated (value above quantitation range)
BRL	Below reporting limit	S	Spike Recovery outside limits due to matrix
H	Holding times for preparation or analysis exceeded	Narr	See case narrative
N	Analyte not NELAC certified	NC	Not confirmed
B	Analyte detected in the associated method blank	<	Less than Result value
>	Greater than Result value	J	Estimated value detected below Reporting Limit

Analytical Environmental Services, Inc **Date:** 2-Nov-16

Client:	Environmental Planning Specialists, Inc.	**Client Sample ID:**	16298-MW-9
Project Name:	Rheem	**Collection Date:**	10/24/2016 4:10:00 PM
Lab ID:	1610L27-002	**Matrix:**	Groundwater

Analyses	Result	Reporting Limit	Qual	Units	BatchID	Dilution Factor	Date Analyzed	Analyst
TCL VOLATILE ORGANICS SW8260B				**(SW5030B)**				
Methylcyclohexane	BRL	5.0		ug/L	232045	1	11/01/2016 15:38	NP
Methylene chloride	BRL	5.0		ug/L	232045	1	11/01/2016 15:38	NP
o-Xylene	BRL	5.0		ug/L	232045	1	11/01/2016 15:38	NP
Styrene	BRL	5.0		ug/L	232045	1	11/01/2016 15:38	NP
Tetrachloroethene	110	5.0		ug/L	232045	1	11/01/2016 15:38	NP
Toluene	BRL	5.0		ug/L	232045	1	11/01/2016 15:38	NP
trans-1,2-Dichloroethene	BRL	5.0		ug/L	232045	1	11/01/2016 15:38	NP
trans-1,3-Dichloropropene	BRL	5.0		ug/L	232045	1	11/01/2016 15:38	NP
Trichloroethene	5500	250		ug/L	232045	50	11/01/2016 15:15	NP
Trichlorofluoromethane	BRL	5.0		ug/L	232045	1	11/01/2016 15:38	NP
Vinyl chloride	BRL	2.0		ug/L	232045	1	11/01/2016 15:38	NP
Surr: 4-Bromofluorobenzene	96.3	70.7-125		%REC	232045	50	11/01/2016 15:15	NP
Surr: 4-Bromofluorobenzene	94.1	70.7-125		%REC	232045	1	11/01/2016 15:38	NP
Surr: Dibromofluoromethane	109	82.2-120		%REC	232045	50	11/01/2016 15:15	NP
Surr: Dibromofluoromethane	108	82.2-120		%REC	232045	1	11/01/2016 15:38	NP
Surr: Toluene-d8	103	81.8-120		%REC	232045	50	11/01/2016 15:15	NP
Surr: Toluene-d8	103	81.8-120		%REC	232045	1	11/01/2016 15:38	NP
ION SCAN SW9056A								
Nitrate	0.39	0.25		mg/L	R328638	1	10/26/2016 13:05	JW
Sulfate	12	1.0		mg/L	R328638	1	10/26/2016 13:05	JW
GC Analysis of Gaseous Samples SOP-RSK 175				**(RSK175)**				
Ethane	BRL	9.0		ug/L	231810	1	10/31/2016 09:45	MD
Ethylene	BRL	7.0		ug/L	231810	1	10/31/2016 09:45	MD
Methane	BRL	4.0		ug/L	231810	1	10/31/2016 09:45	MD

Qualifiers:

*	Value exceeds maximum contaminant level	E	Estimated (value above quantitation range)
BRL	Below reporting limit	S	Spike Recovery outside limits due to matrix
H	Holding times for preparation or analysis exceeded	Narr	See case narrative
N	Analyte not NELAC certified	NC	Not confirmed
B	Analyte detected in the associated method blank	<	Less than Result value
>	Greater than Result value	J	Estimated value detected below Reporting Limit

Analytical Environmental Services, Inc

Date: 2-Nov-16

Client:	Environmental Planning Specialists, Inc.	**Client Sample ID:**	16298-MW-3A
Project Name:	Rheem	**Collection Date:**	10/24/2016 7:00:00 PM
Lab ID:	1610L27-003	**Matrix:**	Groundwater

Analyses	Result	Reporting Limit	Qual	Units	BatchID	Dilution Factor	Date Analyzed	Analyst
Total Organic Carbon (TOC) SW9060A								
Organic Carbon, Total	2.15	1.00		mg/L	R328733	1	10/31/2016 13:52	JW
TCL VOLATILE ORGANICS SW8260B				**(SW5030B)**				
1,1,1-Trichloroethane	BRL	5000		ug/L	232045	1000	10/31/2016 19:36	BN
1,1,2,2-Tetrachloroethane	BRL	5000		ug/L	232045	1000	10/31/2016 19:36	BN
1,1,2-Trichloroethane	BRL	5000		ug/L	232045	1000	10/31/2016 19:36	BN
1,1-Dichloroethane	BRL	5000		ug/L	232045	1000	10/31/2016 19:36	BN
1,1-Dichloroethene	BRL	5000		ug/L	232045	1000	10/31/2016 19:36	BN
1,2,4-Trichlorobenzene	BRL	5000		ug/L	232045	1000	10/31/2016 19:36	BN
1,2-Dibromo-3-chloropropane	BRL	5000		ug/L	232045	1000	10/31/2016 19:36	BN
1,2-Dibromoethane	BRL	5000		ug/L	232045	1000	10/31/2016 19:36	BN
1,2-Dichlorobenzene	BRL	5000		ug/L	232045	1000	10/31/2016 19:36	BN
1,2-Dichloroethane	BRL	5000		ug/L	232045	1000	10/31/2016 19:36	BN
1,2-Dichloropropane	BRL	5000		ug/L	232045	1000	10/31/2016 19:36	BN
1,3-Dichlorobenzene	BRL	5000		ug/L	232045	1000	10/31/2016 19:36	BN
1,4-Dichlorobenzene	BRL	5000		ug/L	232045	1000	10/31/2016 19:36	BN
2-Butanone	BRL	50000		ug/L	232045	1000	10/31/2016 19:36	BN
2-Hexanone	BRL	10000		ug/L	232045	1000	10/31/2016 19:36	BN
4-Methyl-2-pentanone	BRL	10000		ug/L	232045	1000	10/31/2016 19:36	BN
Acetone	BRL	50000		ug/L	232045	1000	10/31/2016 19:36	BN
Benzene	BRL	5000		ug/L	232045	1000	10/31/2016 19:36	BN
Bromodichloromethane	BRL	5000		ug/L	232045	1000	10/31/2016 19:36	BN
Bromoform	BRL	5000		ug/L	232045	1000	10/31/2016 19:36	BN
Bromomethane	BRL	5000		ug/L	232045	1000	10/31/2016 19:36	BN
Carbon disulfide	BRL	5000		ug/L	232045	1000	10/31/2016 19:36	BN
Carbon tetrachloride	BRL	5000		ug/L	232045	1000	10/31/2016 19:36	BN
Chlorobenzene	BRL	5000		ug/L	232045	1000	10/31/2016 19:36	BN
Chloroethane	BRL	10000		ug/L	232045	1000	10/31/2016 19:36	BN
Chloroform	BRL	5000		ug/L	232045	1000	10/31/2016 19:36	BN
Chloromethane	BRL	10000		ug/L	232045	1000	10/31/2016 19:36	BN
cis-1,2-Dichloroethene	BRL	5000		ug/L	232045	1000	10/31/2016 19:36	BN
cis-1,3-Dichloropropene	BRL	5000		ug/L	232045	1000	10/31/2016 19:36	BN
Cyclohexane	BRL	5000		ug/L	232045	1000	10/31/2016 19:36	BN
Dibromochloromethane	BRL	5000		ug/L	232045	1000	10/31/2016 19:36	BN
Dichlorodifluoromethane	BRL	10000		ug/L	232045	1000	10/31/2016 19:36	BN
Ethylbenzene	BRL	5000		ug/L	232045	1000	10/31/2016 19:36	BN
Freon-113	BRL	10000		ug/L	232045	1000	10/31/2016 19:36	BN
Isopropylbenzene	BRL	5000		ug/L	232045	1000	10/31/2016 19:36	BN
m,p-Xylene	BRL	5000		ug/L	232045	1000	10/31/2016 19:36	BN
Methyl acetate	BRL	5000		ug/L	232045	1000	10/31/2016 19:36	BN
Methyl tert-butyl ether	BRL	5000		ug/L	232045	1000	10/31/2016 19:36	BN

Qualifiers:

*	Value exceeds maximum contaminant level	E	Estimated (value above quantitation range)
BRL	Below reporting limit	S	Spike Recovery outside limits due to matrix
H	Holding times for preparation or analysis exceeded	Narr	See case narrative
N	Analyte not NELAC certified	NC	Not confirmed
B	Analyte detected in the associated method blank	<	Less than Result value
>	Greater than Result value	J	Estimated value detected below Reporting Limit

Analytical Environmental Services, Inc

Date: 2-Nov-16

Client:	Environmental Planning Specialists, Inc.	**Client Sample ID:**	16298-MW-3A
Project Name:	Rheem	**Collection Date:**	10/24/2016 7:00:00 PM
Lab ID:	1610L27-003	**Matrix:**	Groundwater

Analyses	Result	Reporting Limit	Qual	Units	BatchID	Dilution Factor	Date Analyzed	Analyst
TCL VOLATILE ORGANICS SW8260B				**(SW5030B)**				
Methylcyclohexane	BRL	5000		ug/L	232045	1000	10/31/2016 19:36	BN
Methylene chloride	BRL	5000		ug/L	232045	1000	10/31/2016 19:36	BN
o-Xylene	BRL	5000		ug/L	232045	1000	10/31/2016 19:36	BN
Styrene	BRL	5000		ug/L	232045	1000	10/31/2016 19:36	BN
Tetrachloroethene	BRL	5000		ug/L	232045	1000	10/31/2016 19:36	BN
Toluene	BRL	5000		ug/L	232045	1000	10/31/2016 19:36	BN
trans-1,2-Dichloroethene	BRL	5000		ug/L	232045	1000	10/31/2016 19:36	BN
trans-1,3-Dichloropropene	BRL	5000		ug/L	232045	1000	10/31/2016 19:36	BN
Trichloroethene	120000	5000		ug/L	232045	1000	10/31/2016 19:36	BN
Trichlorofluoromethane	BRL	5000		ug/L	232045	1000	10/31/2016 19:36	BN
Vinyl chloride	BRL	2000		ug/L	232045	1000	10/31/2016 19:36	BN
Surr: 4-Bromofluorobenzene	86.1	70.7-125		%REC	232045	1000	10/31/2016 19:36	BN
Surr: Dibromofluoromethane	104	82.2-120		%REC	232045	1000	10/31/2016 19:36	BN
Surr: Toluene-d8	97.7	81.8-120		%REC	232045	1000	10/31/2016 19:36	BN
ION SCAN SW9056A								
Nitrate	BRL	0.25		mg/L	R328638	1	10/26/2016 13:20	JW
Sulfate	4.6	1.0		mg/L	R328638	1	10/26/2016 13:20	JW
GC Analysis of Gaseous Samples SOP-RSK 175				**(RSK175)**				
Ethane	BRL	9.0		ug/L	231810	1	10/31/2016 09:49	MD
Ethylene	BRL	7.0		ug/L	231810	1	10/31/2016 09:49	MD
Methane	7.8	4.0		ug/L	231810	1	10/31/2016 09:49	MD

Qualifiers:

*	Value exceeds maximum contaminant level	E	Estimated (value above quantitation range)
BRL	Below reporting limit	S	Spike Recovery outside limits due to matrix
H	Holding times for preparation or analysis exceeded	Narr	See case narrative
N	Analyte not NELAC certified	NC	Not confirmed
B	Analyte detected in the associated method blank	<	Less than Result value
>	Greater than Result value	J	Estimated value detected below Reporting Limit

Analytical Environmental Services, Inc

Date: 2-Nov-16

Client:	Environmental Planning Specialists, Inc.	**Client Sample ID:**	16299-MW-6
Project Name:	Rheem	**Collection Date:**	10/25/2016 8:15:00 AM
Lab ID:	1610L27-004	**Matrix:**	Groundwater

Analyses	Result	Reporting Limit	Qual	Units	BatchID	Dilution Factor	Date Analyzed	Analyst
Total Organic Carbon (TOC) SW9060A								
Organic Carbon, Total	43.4	1.00		mg/L	R328733	1	10/31/2016 14:26	JW
TCL VOLATILE ORGANICS SW8260B				**(SW5030B)**				
1,1,1-Trichloroethane	BRL	5.0		ug/L	232045	1	11/01/2016 13:40	NP
1,1,2,2-Tetrachloroethane	BRL	5.0		ug/L	232045	1	11/01/2016 13:40	NP
1,1,2-Trichloroethane	BRL	5.0		ug/L	232045	1	11/01/2016 13:40	NP
1,1-Dichloroethane	BRL	5.0		ug/L	232045	1	11/01/2016 13:40	NP
1,1-Dichloroethene	BRL	5.0		ug/L	232045	1	11/01/2016 13:40	NP
1,2,4-Trichlorobenzene	BRL	5.0		ug/L	232045	1	11/01/2016 13:40	NP
1,2-Dibromo-3-chloropropane	BRL	5.0		ug/L	232045	1	11/01/2016 13:40	NP
1,2-Dibromoethane	BRL	5.0		ug/L	232045	1	11/01/2016 13:40	NP
1,2-Dichlorobenzene	BRL	5.0		ug/L	232045	1	11/01/2016 13:40	NP
1,2-Dichloroethane	BRL	5.0		ug/L	232045	1	11/01/2016 13:40	NP
1,2-Dichloropropane	BRL	5.0		ug/L	232045	1	11/01/2016 13:40	NP
1,3-Dichlorobenzene	BRL	5.0		ug/L	232045	1	11/01/2016 13:40	NP
1,4-Dichlorobenzene	BRL	5.0		ug/L	232045	1	11/01/2016 13:40	NP
2-Butanone	BRL	50		ug/L	232045	1	11/01/2016 13:40	NP
2-Hexanone	BRL	10		ug/L	232045	1	11/01/2016 13:40	NP
4-Methyl-2-pentanone	BRL	10		ug/L	232045	1	11/01/2016 13:40	NP
Acetone	1100	500		ug/L	232045	10	11/02/2016 11:20	NP
Benzene	BRL	5.0		ug/L	232045	1	11/01/2016 13:40	NP
Bromodichloromethane	BRL	5.0		ug/L	232045	1	11/01/2016 13:40	NP
Bromoform	BRL	5.0		ug/L	232045	1	11/01/2016 13:40	NP
Bromomethane	BRL	5.0		ug/L	232045	1	11/01/2016 13:40	NP
Carbon disulfide	BRL	5.0		ug/L	232045	1	11/01/2016 13:40	NP
Carbon tetrachloride	BRL	5.0		ug/L	232045	1	11/01/2016 13:40	NP
Chlorobenzene	BRL	5.0		ug/L	232045	1	11/01/2016 13:40	NP
Chloroethane	BRL	10		ug/L	232045	1	11/01/2016 13:40	NP
Chloroform	BRL	5.0		ug/L	232045	1	11/01/2016 13:40	NP
Chloromethane	BRL	10		ug/L	232045	1	11/01/2016 13:40	NP
cis-1,2-Dichloroethene	BRL	5.0		ug/L	232045	1	11/01/2016 13:40	NP
cis-1,3-Dichloropropene	BRL	5.0		ug/L	232045	1	11/01/2016 13:40	NP
Cyclohexane	BRL	5.0		ug/L	232045	1	11/01/2016 13:40	NP
Dibromochloromethane	BRL	5.0		ug/L	232045	1	11/01/2016 13:40	NP
Dichlorodifluoromethane	BRL	10		ug/L	232045	1	11/01/2016 13:40	NP
Ethylbenzene	BRL	5.0		ug/L	232045	1	11/01/2016 13:40	NP
Freon-113	BRL	10		ug/L	232045	1	11/01/2016 13:40	NP
Isopropylbenzene	BRL	5.0		ug/L	232045	1	11/01/2016 13:40	NP
m,p-Xylene	BRL	5.0		ug/L	232045	1	11/01/2016 13:40	NP
Methyl acetate	BRL	5.0		ug/L	232045	1	11/01/2016 13:40	NP
Methyl tert-butyl ether	BRL	5.0		ug/L	232045	1	11/01/2016 13:40	NP

Qualifiers:

*	Value exceeds maximum contaminant level	E	Estimated (value above quantitation range)
BRL	Below reporting limit	S	Spike Recovery outside limits due to matrix
H	Holding times for preparation or analysis exceeded	Narr	See case narrative
N	Analyte not NELAC certified	NC	Not confirmed
B	Analyte detected in the associated method blank	<	Less than Result value
>	Greater than Result value	J	Estimated value detected below Reporting Limit

Analytical Environmental Services, Inc **Date:** 2-Nov-16

Client:	Environmental Planning Specialists, Inc.	**Client Sample ID:**	16299-MW-6
Project Name:	Rheem	**Collection Date:**	10/25/2016 8:15:00 AM
Lab ID:	1610L27-004	**Matrix:**	Groundwater

Analyses	Result	Reporting Limit	Qual	Units	BatchID	Dilution Factor	Date Analyzed	Analyst
TCL VOLATILE ORGANICS SW8260B				**(SW5030B)**				
Methylcyclohexane	BRL	5.0		ug/L	232045	1	11/01/2016 13:40	NP
Methylene chloride	BRL	5.0		ug/L	232045	1	11/01/2016 13:40	NP
o-Xylene	BRL	5.0		ug/L	232045	1	11/01/2016 13:40	NP
Styrene	BRL	5.0		ug/L	232045	1	11/01/2016 13:40	NP
Tetrachloroethene	BRL	5.0		ug/L	232045	1	11/01/2016 13:40	NP
Toluene	BRL	5.0		ug/L	232045	1	11/01/2016 13:40	NP
trans-1,2-Dichloroethene	BRL	5.0		ug/L	232045	1	11/01/2016 13:40	NP
trans-1,3-Dichloropropene	BRL	5.0		ug/L	232045	1	11/01/2016 13:40	NP
Trichloroethene	67	5.0		ug/L	232045	1	11/01/2016 13:40	NP
Trichlorofluoromethane	BRL	5.0		ug/L	232045	1	11/01/2016 13:40	NP
Vinyl chloride	BRL	2.0		ug/L	232045	1	11/01/2016 13:40	NP
Surr: 4-Bromofluorobenzene	99.1	70.7-125		%REC	232045	10	11/02/2016 11:20	NP
Surr: 4-Bromofluorobenzene	103	70.7-125		%REC	232045	1	11/01/2016 13:40	NP
Surr: Dibromofluoromethane	107	82.2-120		%REC	232045	1	11/01/2016 13:40	NP
Surr: Dibromofluoromethane	106	82.2-120		%REC	232045	10	11/02/2016 11:20	NP
Surr: Toluene-d8	101	81.8-120		%REC	232045	10	11/02/2016 11:20	NP
Surr: Toluene-d8	103	81.8-120		%REC	232045	1	11/01/2016 13:40	NP
ION SCAN SW9056A								
Nitrate	BRL	2.5		mg/L	R328638	10	10/26/2016 14:35	JW
Sulfate	BRL	10		mg/L	R328638	10	10/26/2016 14:35	JW
GC Analysis of Gaseous Samples SOP-RSK 175				**(RSK175)**				
Ethane	BRL	9.0		ug/L	231810	1	10/31/2016 09:55	MD
Ethylene	BRL	7.0		ug/L	231810	1	10/31/2016 09:55	MD
Methane	BRL	4.0		ug/L	231810	1	10/31/2016 09:55	MD

Qualifiers:

*	Value exceeds maximum contaminant level	E	Estimated (value above quantitation range)
BRL	Below reporting limit	S	Spike Recovery outside limits due to matrix
H	Holding times for preparation or analysis exceeded	Narr	See case narrative
N	Analyte not NELAC certified	NC	Not confirmed
B	Analyte detected in the associated method blank	<	Less than Result value
>	Greater than Result value	J	Estimated value detected below Reporting Limit

Analytical Environmental Services, Inc

Date: 2-Nov-16

Client:	Environmental Planning Specialists, Inc.	**Client Sample ID:**	16299-PZ-7
Project Name:	Rheem	**Collection Date:**	10/25/2016 9:10:00 AM
Lab ID:	1610L27-005	**Matrix:**	Groundwater

Analyses	Result	Reporting Limit	Qual	Units	BatchID	Dilution Factor	Date Analyzed	Analyst
Total Organic Carbon (TOC) SW9060A								
Organic Carbon, Total	BRL	1.00		mg/L	R328733	1	10/31/2016 14:54	JW
TCL VOLATILE ORGANICS SW8260B				**(SW5030B)**				
1,1,1-Trichloroethane	BRL	250		ug/L	232045	50	10/31/2016 20:28	BN
1,1,2,2-Tetrachloroethane	BRL	250		ug/L	232045	50	10/31/2016 20:28	BN
1,1,2-Trichloroethane	BRL	250		ug/L	232045	50	10/31/2016 20:28	BN
1,1-Dichloroethane	BRL	250		ug/L	232045	50	10/31/2016 20:28	BN
1,1-Dichloroethene	BRL	250		ug/L	232045	50	10/31/2016 20:28	BN
1,2,4-Trichlorobenzene	BRL	250		ug/L	232045	50	10/31/2016 20:28	BN
1,2-Dibromo-3-chloropropane	BRL	250		ug/L	232045	50	10/31/2016 20:28	BN
1,2-Dibromoethane	BRL	250		ug/L	232045	50	10/31/2016 20:28	BN
1,2-Dichlorobenzene	BRL	250		ug/L	232045	50	10/31/2016 20:28	BN
1,2-Dichloroethane	BRL	250		ug/L	232045	50	10/31/2016 20:28	BN
1,2-Dichloropropane	BRL	250		ug/L	232045	50	10/31/2016 20:28	BN
1,3-Dichlorobenzene	BRL	250		ug/L	232045	50	10/31/2016 20:28	BN
1,4-Dichlorobenzene	BRL	250		ug/L	232045	50	10/31/2016 20:28	BN
2-Butanone	BRL	2500		ug/L	232045	50	10/31/2016 20:28	BN
2-Hexanone	BRL	500		ug/L	232045	50	10/31/2016 20:28	BN
4-Methyl-2-pentanone	BRL	500		ug/L	232045	50	10/31/2016 20:28	BN
Acetone	BRL	2500		ug/L	232045	50	10/31/2016 20:28	BN
Benzene	BRL	250		ug/L	232045	50	10/31/2016 20:28	BN
Bromodichloromethane	BRL	250		ug/L	232045	50	10/31/2016 20:28	BN
Bromoform	BRL	250		ug/L	232045	50	10/31/2016 20:28	BN
Bromomethane	BRL	250		ug/L	232045	50	10/31/2016 20:28	BN
Carbon disulfide	BRL	250		ug/L	232045	50	10/31/2016 20:28	BN
Carbon tetrachloride	BRL	250		ug/L	232045	50	10/31/2016 20:28	BN
Chlorobenzene	BRL	250		ug/L	232045	50	10/31/2016 20:28	BN
Chloroethane	BRL	500		ug/L	232045	50	10/31/2016 20:28	BN
Chloroform	BRL	250		ug/L	232045	50	10/31/2016 20:28	BN
Chloromethane	BRL	500		ug/L	232045	50	10/31/2016 20:28	BN
cis-1,2-Dichloroethene	BRL	250		ug/L	232045	50	10/31/2016 20:28	BN
cis-1,3-Dichloropropene	BRL	250		ug/L	232045	50	10/31/2016 20:28	BN
Cyclohexane	BRL	250		ug/L	232045	50	10/31/2016 20:28	BN
Dibromochloromethane	BRL	250		ug/L	232045	50	10/31/2016 20:28	BN
Dichlorodifluoromethane	BRL	500		ug/L	232045	50	10/31/2016 20:28	BN
Ethylbenzene	BRL	250		ug/L	232045	50	10/31/2016 20:28	BN
Freon-113	BRL	500		ug/L	232045	50	10/31/2016 20:28	BN
Isopropylbenzene	BRL	250		ug/L	232045	50	10/31/2016 20:28	BN
m,p-Xylene	BRL	250		ug/L	232045	50	10/31/2016 20:28	BN
Methyl acetate	BRL	250		ug/L	232045	50	10/31/2016 20:28	BN
Methyl tert-butyl ether	BRL	250		ug/L	232045	50	10/31/2016 20:28	BN

Qualifiers:

*	Value exceeds maximum contaminant level	E	Estimated (value above quantitation range)
BRL	Below reporting limit	S	Spike Recovery outside limits due to matrix
H	Holding times for preparation or analysis exceeded	Narr	See case narrative
N	Analyte not NELAC certified	NC	Not confirmed
B	Analyte detected in the associated method blank	<	Less than Result value
>	Greater than Result value	J	Estimated value detected below Reporting Limit

Analytical Environmental Services, Inc

Date: 2-Nov-16

Client:	Environmental Planning Specialists, Inc.	**Client Sample ID:**	16299-PZ-7
Project Name:	Rheem	**Collection Date:**	10/25/2016 9:10:00 AM
Lab ID:	1610L27-005	**Matrix:**	Groundwater

Analyses	Result	Reporting Limit	Qual	Units	BatchID	Dilution Factor	Date Analyzed	Analyst
TCL VOLATILE ORGANICS SW8260B				**(SW5030B)**				
Methylcyclohexane	BRL	250		ug/L	232045	50	10/31/2016 20:28	BN
Methylene chloride	BRL	250		ug/L	232045	50	10/31/2016 20:28	BN
o-Xylene	BRL	250		ug/L	232045	50	10/31/2016 20:28	BN
Styrene	BRL	250		ug/L	232045	50	10/31/2016 20:28	BN
Tetrachloroethene	BRL	250		ug/L	232045	50	10/31/2016 20:28	BN
Toluene	BRL	250		ug/L	232045	50	10/31/2016 20:28	BN
trans-1,2-Dichloroethene	BRL	250		ug/L	232045	50	10/31/2016 20:28	BN
trans-1,3-Dichloropropene	BRL	250		ug/L	232045	50	10/31/2016 20:28	BN
Trichloroethene	15000	2500		ug/L	232045	500	11/01/2016 14:51	NP
Trichlorofluoromethane	BRL	250		ug/L	232045	50	10/31/2016 20:28	BN
Vinyl chloride	BRL	100		ug/L	232045	50	10/31/2016 20:28	BN
Surr: 4-Bromofluorobenzene	87.3	70.7-125		%REC	232045	50	10/31/2016 20:28	BN
Surr: 4-Bromofluorobenzene	97.1	70.7-125		%REC	232045	500	11/01/2016 14:51	NP
Surr: Dibromofluoromethane	104	82.2-120		%REC	232045	50	10/31/2016 20:28	BN
Surr: Dibromofluoromethane	107	82.2-120		%REC	232045	500	11/01/2016 14:51	NP
Surr: Toluene-d8	97.1	81.8-120		%REC	232045	50	10/31/2016 20:28	BN
Surr: Toluene-d8	101	81.8-120		%REC	232045	500	11/01/2016 14:51	NP
ION SCAN SW9056A								
Nitrate	0.66	0.25		mg/L	R328638	1	10/26/2016 13:35	JW
Sulfate	1.4	1.0		mg/L	R328638	1	10/26/2016 13:35	JW
GC Analysis of Gaseous Samples SOP-RSK 175				**(RSK175)**				
Ethane	BRL	9.0		ug/L	231810	1	10/31/2016 09:59	MD
Ethylene	BRL	7.0		ug/L	231810	1	10/31/2016 09:59	MD
Methane	39	4.0		ug/L	231810	1	10/31/2016 09:59	MD

Qualifiers:

*	Value exceeds maximum contaminant level	E	Estimated (value above quantitation range)
BRL	Below reporting limit	S	Spike Recovery outside limits due to matrix
H	Holding times for preparation or analysis exceeded	Narr	See case narrative
N	Analyte not NELAC certified	NC	Not confirmed
B	Analyte detected in the associated method blank	<	Less than Result value
>	Greater than Result value	J	Estimated value detected below Reporting Limit

Analytical Environmental Services, Inc

Date: 2-Nov-16

Client:	Environmental Planning Specialists, Inc.	**Client Sample ID:**	16299-PZ-5
Project Name:	Rheem	**Collection Date:**	10/25/2016 11:38:00 AM
Lab ID:	1610L27-006	**Matrix:**	Groundwater

Analyses	Result	Reporting Limit	Qual	Units	BatchID	Dilution Factor	Date Analyzed	Analyst
Total Organic Carbon (TOC) SW9060A								
Organic Carbon, Total	17.5	1.00		mg/L	R328733	1	10/31/2016 15:29	JW
TCL VOLATILE ORGANICS SW8260B				**(SW5030B)**				
1,1,1-Trichloroethane	BRL	2500		ug/L	232045	500	10/31/2016 20:02	BN
1,1,2,2-Tetrachloroethane	BRL	2500		ug/L	232045	500	10/31/2016 20:02	BN
1,1,2-Trichloroethane	BRL	2500		ug/L	232045	500	10/31/2016 20:02	BN
1,1-Dichloroethane	BRL	2500		ug/L	232045	500	10/31/2016 20:02	BN
1,1-Dichloroethene	BRL	2500		ug/L	232045	500	10/31/2016 20:02	BN
1,2,4-Trichlorobenzene	BRL	2500		ug/L	232045	500	10/31/2016 20:02	BN
1,2-Dibromo-3-chloropropane	BRL	2500		ug/L	232045	500	10/31/2016 20:02	BN
1,2-Dibromoethane	BRL	2500		ug/L	232045	500	10/31/2016 20:02	BN
1,2-Dichlorobenzene	BRL	2500		ug/L	232045	500	10/31/2016 20:02	BN
1,2-Dichloroethane	BRL	2500		ug/L	232045	500	10/31/2016 20:02	BN
1,2-Dichloropropane	BRL	2500		ug/L	232045	500	10/31/2016 20:02	BN
1,3-Dichlorobenzene	BRL	2500		ug/L	232045	500	10/31/2016 20:02	BN
1,4-Dichlorobenzene	BRL	2500		ug/L	232045	500	10/31/2016 20:02	BN
2-Butanone	BRL	25000		ug/L	232045	500	10/31/2016 20:02	BN
2-Hexanone	BRL	5000		ug/L	232045	500	10/31/2016 20:02	BN
4-Methyl-2-pentanone	BRL	5000		ug/L	232045	500	10/31/2016 20:02	BN
Acetone	BRL	25000		ug/L	232045	500	10/31/2016 20:02	BN
Benzene	BRL	2500		ug/L	232045	500	10/31/2016 20:02	BN
Bromodichloromethane	BRL	2500		ug/L	232045	500	10/31/2016 20:02	BN
Bromoform	BRL	2500		ug/L	232045	500	10/31/2016 20:02	BN
Bromomethane	BRL	2500		ug/L	232045	500	10/31/2016 20:02	BN
Carbon disulfide	BRL	2500		ug/L	232045	500	10/31/2016 20:02	BN
Carbon tetrachloride	BRL	2500		ug/L	232045	500	10/31/2016 20:02	BN
Chlorobenzene	BRL	2500		ug/L	232045	500	10/31/2016 20:02	BN
Chloroethane	BRL	5000		ug/L	232045	500	10/31/2016 20:02	BN
Chloroform	BRL	2500		ug/L	232045	500	10/31/2016 20:02	BN
Chloromethane	BRL	5000		ug/L	232045	500	10/31/2016 20:02	BN
cis-1,2-Dichloroethene	BRL	2500		ug/L	232045	500	10/31/2016 20:02	BN
cis-1,3-Dichloropropene	BRL	2500		ug/L	232045	500	10/31/2016 20:02	BN
Cyclohexane	BRL	2500		ug/L	232045	500	10/31/2016 20:02	BN
Dibromochloromethane	BRL	2500		ug/L	232045	500	10/31/2016 20:02	BN
Dichlorodifluoromethane	BRL	5000		ug/L	232045	500	10/31/2016 20:02	BN
Ethylbenzene	BRL	2500		ug/L	232045	500	10/31/2016 20:02	BN
Freon-113	BRL	5000		ug/L	232045	500	10/31/2016 20:02	BN
Isopropylbenzene	BRL	2500		ug/L	232045	500	10/31/2016 20:02	BN
m,p-Xylene	BRL	2500		ug/L	232045	500	10/31/2016 20:02	BN
Methyl acetate	BRL	2500		ug/L	232045	500	10/31/2016 20:02	BN
Methyl tert-butyl ether	BRL	2500		ug/L	232045	500	10/31/2016 20:02	BN

Qualifiers:

*	Value exceeds maximum contaminant level	E	Estimated (value above quantitation range)
BRL	Below reporting limit	S	Spike Recovery outside limits due to matrix
H	Holding times for preparation or analysis exceeded	Narr	See case narrative
N	Analyte not NELAC certified	NC	Not confirmed
B	Analyte detected in the associated method blank	<	Less than Result value
>	Greater than Result value	J	Estimated value detected below Reporting Limit

Analytical Environmental Services, Inc **Date:** 2-Nov-16

Client:	Environmental Planning Specialists, Inc.	**Client Sample ID:**	16299-PZ-5
Project Name:	Rheem	**Collection Date:**	10/25/2016 11:38:00 AM
Lab ID:	1610L27-006	**Matrix:**	Groundwater

Analyses	Result	Reporting Limit	Qual	Units	BatchID	Dilution Factor	Date Analyzed	Analyst
TCL VOLATILE ORGANICS SW8260B				**(SW5030B)**				
Methylcyclohexane	BRL	2500		ug/L	232045	500	10/31/2016 20:02	BN
Methylene chloride	BRL	2500		ug/L	232045	500	10/31/2016 20:02	BN
o-Xylene	BRL	2500		ug/L	232045	500	10/31/2016 20:02	BN
Styrene	BRL	2500		ug/L	232045	500	10/31/2016 20:02	BN
Tetrachloroethene	BRL	2500		ug/L	232045	500	10/31/2016 20:02	BN
Toluene	BRL	2500		ug/L	232045	500	10/31/2016 20:02	BN
trans-1,2-Dichloroethene	BRL	2500		ug/L	232045	500	10/31/2016 20:02	BN
trans-1,3-Dichloropropene	BRL	2500		ug/L	232045	500	10/31/2016 20:02	BN
Trichloroethene	260000	25000		ug/L	232045	5000	11/01/2016 14:27	NP
Trichlorofluoromethane	BRL	2500		ug/L	232045	500	10/31/2016 20:02	BN
Vinyl chloride	BRL	1000		ug/L	232045	500	10/31/2016 20:02	BN
Surr: 4-Bromofluorobenzene	76.6	70.7-125		%REC	232045	500	10/31/2016 20:02	BN
Surr: 4-Bromofluorobenzene	92.7	70.7-125		%REC	232045	5000	11/01/2016 14:27	NP
Surr: Dibromofluoromethane	108	82.2-120		%REC	232045	5000	11/01/2016 14:27	NP
Surr: Dibromofluoromethane	114	82.2-120		%REC	232045	500	10/31/2016 20:02	BN
Surr: Toluene-d8	99.7	81.8-120		%REC	232045	5000	11/01/2016 14:27	NP
Surr: Toluene-d8	105	81.8-120		%REC	232045	500	10/31/2016 20:02	BN
ION SCAN SW9056A								
Nitrate	1.5	0.25		mg/L	R328638	1	10/26/2016 13:50	JW
Sulfate	22	1.0		mg/L	R328638	1	10/26/2016 13:50	JW
GC Analysis of Gaseous Samples SOP-RSK 175				**(RSK175)**				
Ethane	BRL	9.0		ug/L	231810	1	10/31/2016 10:29	MD
Ethylene	BRL	7.0		ug/L	231810	1	10/31/2016 10:29	MD
Methane	BRL	4.0		ug/L	231810	1	10/31/2016 10:29	MD

Qualifiers:

*	Value exceeds maximum contaminant level	E	Estimated (value above quantitation range)
BRL	Below reporting limit	S	Spike Recovery outside limits due to matrix
H	Holding times for preparation or analysis exceeded	Narr	See case narrative
N	Analyte not NELAC certified	NC	Not confirmed
B	Analyte detected in the associated method blank	<	Less than Result value
>	Greater than Result value	J	Estimated value detected below Reporting Limit

Analytical Environmental Services, Inc

Date: 2-Nov-16

Client:	Environmental Planning Specialists, Inc.	**Client Sample ID:**	16299-PZ-6
Project Name:	Rheem	**Collection Date:**	10/25/2016 12:20:00 PM
Lab ID:	1610L27-007	**Matrix:**	Groundwater

Analyses	Result	Reporting Limit	Qual	Units	BatchID	Dilution Factor	Date Analyzed	Analyst
Total Organic Carbon (TOC) SW9060A								
Organic Carbon, Total	1.41	1.00		mg/L	R328733	1	10/31/2016 15:58	JW
TCL VOLATILE ORGANICS SW8260B				**(SW5030B)**				
1,1,1-Trichloroethane	BRL	5.0		ug/L	232045	1	11/01/2016 14:03	NP
1,1,2,2-Tetrachloroethane	BRL	5.0		ug/L	232045	1	11/01/2016 14:03	NP
1,1,2-Trichloroethane	BRL	5.0		ug/L	232045	1	11/01/2016 14:03	NP
1,1-Dichloroethane	BRL	5.0		ug/L	232045	1	11/01/2016 14:03	NP
1,1-Dichloroethene	BRL	5.0		ug/L	232045	1	11/01/2016 14:03	NP
1,2,4-Trichlorobenzene	BRL	5.0		ug/L	232045	1	11/01/2016 14:03	NP
1,2-Dibromo-3-chloropropane	BRL	5.0		ug/L	232045	1	11/01/2016 14:03	NP
1,2-Dibromoethane	BRL	5.0		ug/L	232045	1	11/01/2016 14:03	NP
1,2-Dichlorobenzene	BRL	5.0		ug/L	232045	1	11/01/2016 14:03	NP
1,2-Dichloroethane	BRL	5.0		ug/L	232045	1	11/01/2016 14:03	NP
1,2-Dichloropropane	BRL	5.0		ug/L	232045	1	11/01/2016 14:03	NP
1,3-Dichlorobenzene	BRL	5.0		ug/L	232045	1	11/01/2016 14:03	NP
1,4-Dichlorobenzene	BRL	5.0		ug/L	232045	1	11/01/2016 14:03	NP
2-Butanone	BRL	50		ug/L	232045	1	11/01/2016 14:03	NP
2-Hexanone	BRL	10		ug/L	232045	1	11/01/2016 14:03	NP
4-Methyl-2-pentanone	BRL	10		ug/L	232045	1	11/01/2016 14:03	NP
Acetone	BRL	50		ug/L	232045	1	11/01/2016 14:03	NP
Benzene	BRL	5.0		ug/L	232045	1	11/01/2016 14:03	NP
Bromodichloromethane	BRL	5.0		ug/L	232045	1	11/01/2016 14:03	NP
Bromoform	BRL	5.0		ug/L	232045	1	11/01/2016 14:03	NP
Bromomethane	BRL	5.0		ug/L	232045	1	11/01/2016 14:03	NP
Carbon disulfide	BRL	5.0		ug/L	232045	1	11/01/2016 14:03	NP
Carbon tetrachloride	BRL	5.0		ug/L	232045	1	11/01/2016 14:03	NP
Chlorobenzene	BRL	5.0		ug/L	232045	1	11/01/2016 14:03	NP
Chloroethane	BRL	10		ug/L	232045	1	11/01/2016 14:03	NP
Chloroform	BRL	5.0		ug/L	232045	1	11/01/2016 14:03	NP
Chloromethane	BRL	10		ug/L	232045	1	11/01/2016 14:03	NP
cis-1,2-Dichloroethene	28	5.0		ug/L	232045	1	11/01/2016 14:03	NP
cis-1,3-Dichloropropene	BRL	5.0		ug/L	232045	1	11/01/2016 14:03	NP
Cyclohexane	BRL	5.0		ug/L	232045	1	11/01/2016 14:03	NP
Dibromochloromethane	BRL	5.0		ug/L	232045	1	11/01/2016 14:03	NP
Dichlorodifluoromethane	BRL	10		ug/L	232045	1	11/01/2016 14:03	NP
Ethylbenzene	BRL	5.0		ug/L	232045	1	11/01/2016 14:03	NP
Freon-113	BRL	10		ug/L	232045	1	11/01/2016 14:03	NP
Isopropylbenzene	BRL	5.0		ug/L	232045	1	11/01/2016 14:03	NP
m,p-Xylene	BRL	5.0		ug/L	232045	1	11/01/2016 14:03	NP
Methyl acetate	BRL	5.0		ug/L	232045	1	11/01/2016 14:03	NP
Methyl tert-butyl ether	BRL	5.0		ug/L	232045	1	11/01/2016 14:03	NP

Qualifiers:

*	Value exceeds maximum contaminant level	E	Estimated (value above quantitation range)
BRL	Below reporting limit	S	Spike Recovery outside limits due to matrix
H	Holding times for preparation or analysis exceeded	Narr	See case narrative
N	Analyte not NELAC certified	NC	Not confirmed
B	Analyte detected in the associated method blank	<	Less than Result value
>	Greater than Result value	J	Estimated value detected below Reporting Limit

Analytical Environmental Services, Inc **Date:** 2-Nov-16

Client:	Environmental Planning Specialists, Inc.	**Client Sample ID:**	16299-PZ-6
Project Name:	Rheem	**Collection Date:**	10/25/2016 12:20:00 PM
Lab ID:	1610L27-007	**Matrix:**	Groundwater

Analyses	Result	Reporting Limit	Qual	Units	BatchID	Dilution Factor	Date Analyzed	Analyst
TCL VOLATILE ORGANICS SW8260B				**(SW5030B)**				
Methylcyclohexane	BRL	5.0		ug/L	232045	1	11/01/2016 14:03	NP
Methylene chloride	BRL	5.0		ug/L	232045	1	11/01/2016 14:03	NP
o-Xylene	BRL	5.0		ug/L	232045	1	11/01/2016 14:03	NP
Styrene	BRL	5.0		ug/L	232045	1	11/01/2016 14:03	NP
Tetrachloroethene	BRL	5.0		ug/L	232045	1	11/01/2016 14:03	NP
Toluene	BRL	5.0		ug/L	232045	1	11/01/2016 14:03	NP
trans-1,2-Dichloroethene	BRL	5.0		ug/L	232045	1	11/01/2016 14:03	NP
trans-1,3-Dichloropropene	BRL	5.0		ug/L	232045	1	11/01/2016 14:03	NP
Trichloroethene	110	5.0		ug/L	232045	1	11/01/2016 14:03	NP
Trichlorofluoromethane	BRL	5.0		ug/L	232045	1	11/01/2016 14:03	NP
Vinyl chloride	BRL	2.0		ug/L	232045	1	11/01/2016 14:03	NP
Surr: 4-Bromofluorobenzene	97.5	70.7-125		%REC	232045	1	11/01/2016 14:03	NP
Surr: Dibromofluoromethane	111	82.2-120		%REC	232045	1	11/01/2016 14:03	NP
Surr: Toluene-d8	104	81.8-120		%REC	232045	1	11/01/2016 14:03	NP
ION SCAN SW9056A								
Nitrate	0.95	0.25		mg/L	R328638	1	10/26/2016 14:05	JW
Sulfate	2.3	1.0		mg/L	R328638	1	10/26/2016 14:05	JW
GC Analysis of Gaseous Samples SOP-RSK 175				**(RSK175)**				
Ethane	BRL	9.0		ug/L	231810	1	10/31/2016 10:34	MD
Ethylene	BRL	7.0		ug/L	231810	1	10/31/2016 10:34	MD
Methane	6.6	4.0		ug/L	231810	1	10/31/2016 10:34	MD

Qualifiers:

*	Value exceeds maximum contaminant level	E	Estimated (value above quantitation range)
BRL	Below reporting limit	S	Spike Recovery outside limits due to matrix
H	Holding times for preparation or analysis exceeded	Narr	See case narrative
N	Analyte not NELAC certified	NC	Not confirmed
B	Analyte detected in the associated method blank	<	Less than Result value
>	Greater than Result value	J	Estimated value detected below Reporting Limit

Analytical Environmental Services, Inc

Date: 2-Nov-16

Client:	Environmental Planning Specialists, Inc.	**Client Sample ID:**	16299-MW-3B
Project Name:	Rheem	**Collection Date:**	10/25/2016 3:55:00 PM
Lab ID:	1610L27-008	**Matrix:**	Groundwater

Analyses	Result	Reporting Limit	Qual	Units	BatchID	Dilution Factor	Date Analyzed	Analyst
Total Organic Carbon (TOC) SW9060A								
Organic Carbon, Total	BRL	1.00		mg/L	R328733	1	10/31/2016 16:23	JW
TCL VOLATILE ORGANICS SW8260B				**(SW5030B)**				
1,1,1-Trichloroethane	BRL	5.0		ug/L	232045	1	11/01/2016 16:01	NP
1,1,2,2-Tetrachloroethane	BRL	5.0		ug/L	232045	1	11/01/2016 16:01	NP
1,1,2-Trichloroethane	BRL	5.0		ug/L	232045	1	11/01/2016 16:01	NP
1,1-Dichloroethane	BRL	5.0		ug/L	232045	1	11/01/2016 16:01	NP
1,1-Dichloroethene	BRL	5.0		ug/L	232045	1	11/01/2016 16:01	NP
1,2,4-Trichlorobenzene	BRL	5.0		ug/L	232045	1	11/01/2016 16:01	NP
1,2-Dibromo-3-chloropropane	BRL	5.0		ug/L	232045	1	11/01/2016 16:01	NP
1,2-Dibromoethane	BRL	5.0		ug/L	232045	1	11/01/2016 16:01	NP
1,2-Dichlorobenzene	BRL	5.0		ug/L	232045	1	11/01/2016 16:01	NP
1,2-Dichloroethane	BRL	5.0		ug/L	232045	1	11/01/2016 16:01	NP
1,2-Dichloropropane	BRL	5.0		ug/L	232045	1	11/01/2016 16:01	NP
1,3-Dichlorobenzene	BRL	5.0		ug/L	232045	1	11/01/2016 16:01	NP
1,4-Dichlorobenzene	BRL	5.0		ug/L	232045	1	11/01/2016 16:01	NP
2-Butanone	BRL	50		ug/L	232045	1	11/01/2016 16:01	NP
2-Hexanone	BRL	10		ug/L	232045	1	11/01/2016 16:01	NP
4-Methyl-2-pentanone	BRL	10		ug/L	232045	1	11/01/2016 16:01	NP
Acetone	BRL	50		ug/L	232045	1	11/01/2016 16:01	NP
Benzene	BRL	5.0		ug/L	232045	1	11/01/2016 16:01	NP
Bromodichloromethane	BRL	5.0		ug/L	232045	1	11/01/2016 16:01	NP
Bromoform	BRL	5.0		ug/L	232045	1	11/01/2016 16:01	NP
Bromomethane	BRL	5.0		ug/L	232045	1	11/01/2016 16:01	NP
Carbon disulfide	BRL	5.0		ug/L	232045	1	11/01/2016 16:01	NP
Carbon tetrachloride	BRL	5.0		ug/L	232045	1	11/01/2016 16:01	NP
Chlorobenzene	BRL	5.0		ug/L	232045	1	11/01/2016 16:01	NP
Chloroethane	BRL	10		ug/L	232045	1	11/01/2016 16:01	NP
Chloroform	BRL	5.0		ug/L	232045	1	11/01/2016 16:01	NP
Chloromethane	BRL	10		ug/L	232045	1	11/01/2016 16:01	NP
cis-1,2-Dichloroethene	36	5.0		ug/L	232045	1	11/01/2016 16:01	NP
cis-1,3-Dichloropropene	BRL	5.0		ug/L	232045	1	11/01/2016 16:01	NP
Cyclohexane	BRL	5.0		ug/L	232045	1	11/01/2016 16:01	NP
Dibromochloromethane	BRL	5.0		ug/L	232045	1	11/01/2016 16:01	NP
Dichlorodifluoromethane	BRL	10		ug/L	232045	1	11/01/2016 16:01	NP
Ethylbenzene	BRL	5.0		ug/L	232045	1	11/01/2016 16:01	NP
Freon-113	BRL	10		ug/L	232045	1	11/01/2016 16:01	NP
Isopropylbenzene	BRL	5.0		ug/L	232045	1	11/01/2016 16:01	NP
m,p-Xylene	BRL	5.0		ug/L	232045	1	11/01/2016 16:01	NP
Methyl acetate	BRL	5.0		ug/L	232045	1	11/01/2016 16:01	NP
Methyl tert-butyl ether	BRL	5.0		ug/L	232045	1	11/01/2016 16:01	NP

Qualifiers:

*	Value exceeds maximum contaminant level	E	Estimated (value above quantitation range)
BRL	Below reporting limit	S	Spike Recovery outside limits due to matrix
H	Holding times for preparation or analysis exceeded	Narr	See case narrative
N	Analyte not NELAC certified	NC	Not confirmed
B	Analyte detected in the associated method blank	<	Less than Result value
>	Greater than Result value	J	Estimated value detected below Reporting Limit

Analytical Environmental Services, Inc **Date:** 2-Nov-16

Client:	Environmental Planning Specialists, Inc.	**Client Sample ID:**	16299-MW-3B
Project Name:	Rheem	**Collection Date:**	10/25/2016 3:55:00 PM
Lab ID:	1610L27-008	**Matrix:**	Groundwater

Analyses	Result	Reporting Limit	Qual	Units	BatchID	Dilution Factor	Date Analyzed	Analyst
TCL VOLATILE ORGANICS SW8260B				**(SW5030B)**				
Methylcyclohexane	BRL	5.0		ug/L	232045	1	11/01/2016 16:01	NP
Methylene chloride	BRL	5.0		ug/L	232045	1	11/01/2016 16:01	NP
o-Xylene	BRL	5.0		ug/L	232045	1	11/01/2016 16:01	NP
Styrene	BRL	5.0		ug/L	232045	1	11/01/2016 16:01	NP
Tetrachloroethene	BRL	5.0		ug/L	232045	1	11/01/2016 16:01	NP
Toluene	BRL	5.0		ug/L	232045	1	11/01/2016 16:01	NP
trans-1,2-Dichloroethene	BRL	5.0		ug/L	232045	1	11/01/2016 16:01	NP
trans-1,3-Dichloropropene	BRL	5.0		ug/L	232045	1	11/01/2016 16:01	NP
Trichloroethene	1600	50		ug/L	232045	10	10/31/2016 19:10	BN
Trichlorofluoromethane	BRL	5.0		ug/L	232045	1	11/01/2016 16:01	NP
Vinyl chloride	BRL	2.0		ug/L	232045	1	11/01/2016 16:01	NP
Surr: 4-Bromofluorobenzene	88.7	70.7-125		%REC	232045	10	10/31/2016 19:10	BN
Surr: 4-Bromofluorobenzene	98.2	70.7-125		%REC	232045	1	11/01/2016 16:01	NP
Surr: Dibromofluoromethane	105	82.2-120		%REC	232045	10	10/31/2016 19:10	BN
Surr: Dibromofluoromethane	107	82.2-120		%REC	232045	1	11/01/2016 16:01	NP
Surr: Toluene-d8	98.9	81.8-120		%REC	232045	10	10/31/2016 19:10	BN
Surr: Toluene-d8	101	81.8-120		%REC	232045	1	11/01/2016 16:01	NP
ION SCAN SW9056A								
Nitrate	BRL	0.25		mg/L	R328638	1	10/26/2016 14:20	JW
Sulfate	7.3	1.0		mg/L	R328638	1	10/26/2016 14:20	JW
GC Analysis of Gaseous Samples SOP-RSK 175				**(RSK175)**				
Ethane	BRL	9.0		ug/L	231810	1	10/31/2016 10:58	MD
Ethylene	BRL	7.0		ug/L	231810	1	10/31/2016 10:58	MD
Methane	BRL	4.0		ug/L	231810	1	10/31/2016 10:58	MD

Qualifiers:

*	Value exceeds maximum contaminant level	E	Estimated (value above quantitation range)
BRL	Below reporting limit	S	Spike Recovery outside limits due to matrix
H	Holding times for preparation or analysis exceeded	Narr	See case narrative
N	Analyte not NELAC certified	NC	Not confirmed
B	Analyte detected in the associated method blank	<	Less than Result value
>	Greater than Result value	J	Estimated value detected below Reporting Limit

Analytical Environmental Services, Inc **Date:** 2-Nov-16

Client:	Environmental Planning Specialists, Inc.	**Client Sample ID:**	16299-TRIP BLANK
Project Name:	Rheem	**Collection Date:**	10/25/2016
Lab ID:	1610L27-009	**Matrix:**	Aqueous

Analyses	Result	Reporting Limit	Qual	Units	BatchID	Dilution Factor	Date Analyzed	Analyst
TCL VOLATILE ORGANICS SW8260B				**(SW5030B)**				
1,1,1-Trichloroethane	BRL	5.0		ug/L	232045	1	10/31/2016 16:27	BN
1,1,2,2-Tetrachloroethane	BRL	5.0		ug/L	232045	1	10/31/2016 16:27	BN
1,1,2-Trichloroethane	BRL	5.0		ug/L	232045	1	10/31/2016 16:27	BN
1,1-Dichloroethane	BRL	5.0		ug/L	232045	1	10/31/2016 16:27	BN
1,1-Dichloroethene	BRL	5.0		ug/L	232045	1	10/31/2016 16:27	BN
1,2,4-Trichlorobenzene	BRL	5.0		ug/L	232045	1	10/31/2016 16:27	BN
1,2-Dibromo-3-chloropropane	BRL	5.0		ug/L	232045	1	10/31/2016 16:27	BN
1,2-Dibromoethane	BRL	5.0		ug/L	232045	1	10/31/2016 16:27	BN
1,2-Dichlorobenzene	BRL	5.0		ug/L	232045	1	10/31/2016 16:27	BN
1,2-Dichloroethane	BRL	5.0		ug/L	232045	1	10/31/2016 16:27	BN
1,2-Dichloropropane	BRL	5.0		ug/L	232045	1	10/31/2016 16:27	BN
1,3-Dichlorobenzene	BRL	5.0		ug/L	232045	1	10/31/2016 16:27	BN
1,4-Dichlorobenzene	BRL	5.0		ug/L	232045	1	10/31/2016 16:27	BN
2-Butanone	BRL	50		ug/L	232045	1	10/31/2016 16:27	BN
2-Hexanone	BRL	10		ug/L	232045	1	10/31/2016 16:27	BN
4-Methyl-2-pentanone	BRL	10		ug/L	232045	1	10/31/2016 16:27	BN
Acetone	BRL	50		ug/L	232045	1	10/31/2016 16:27	BN
Benzene	BRL	5.0		ug/L	232045	1	10/31/2016 16:27	BN
Bromodichloromethane	BRL	5.0		ug/L	232045	1	10/31/2016 16:27	BN
Bromoform	BRL	5.0		ug/L	232045	1	10/31/2016 16:27	BN
Bromomethane	BRL	5.0		ug/L	232045	1	10/31/2016 16:27	BN
Carbon disulfide	BRL	5.0		ug/L	232045	1	10/31/2016 16:27	BN
Carbon tetrachloride	BRL	5.0		ug/L	232045	1	10/31/2016 16:27	BN
Chlorobenzene	BRL	5.0		ug/L	232045	1	10/31/2016 16:27	BN
Chloroethane	BRL	10		ug/L	232045	1	10/31/2016 16:27	BN
Chloroform	BRL	5.0		ug/L	232045	1	10/31/2016 16:27	BN
Chloromethane	BRL	10		ug/L	232045	1	10/31/2016 16:27	BN
cis-1,2-Dichloroethene	BRL	5.0		ug/L	232045	1	10/31/2016 16:27	BN
cis-1,3-Dichloropropene	BRL	5.0		ug/L	232045	1	10/31/2016 16:27	BN
Cyclohexane	BRL	5.0		ug/L	232045	1	10/31/2016 16:27	BN
Dibromochloromethane	BRL	5.0		ug/L	232045	1	10/31/2016 16:27	BN
Dichlorodifluoromethane	BRL	10		ug/L	232045	1	10/31/2016 16:27	BN
Ethylbenzene	BRL	5.0		ug/L	232045	1	10/31/2016 16:27	BN
Freon-113	BRL	10		ug/L	232045	1	10/31/2016 16:27	BN
Isopropylbenzene	BRL	5.0		ug/L	232045	1	10/31/2016 16:27	BN
m,p-Xylene	BRL	5.0		ug/L	232045	1	10/31/2016 16:27	BN
Methyl acetate	BRL	5.0		ug/L	232045	1	10/31/2016 16:27	BN
Methyl tert-butyl ether	BRL	5.0		ug/L	232045	1	10/31/2016 16:27	BN
Methylcyclohexane	BRL	5.0		ug/L	232045	1	10/31/2016 16:27	BN
Methylene chloride	BRL	5.0		ug/L	232045	1	10/31/2016 16:27	BN
o-Xylene	BRL	5.0		ug/L	232045	1	10/31/2016 16:27	BN

Qualifiers:

*	Value exceeds maximum contaminant level	E	Estimated (value above quantitation range)
BRL	Below reporting limit	S	Spike Recovery outside limits due to matrix
H	Holding times for preparation or analysis exceeded	Narr	See case narrative
N	Analyte not NELAC certified	NC	Not confirmed
B	Analyte detected in the associated method blank	<	Less than Result value
>	Greater than Result value	J	Estimated value detected below Reporting Limit

Analytical Environmental Services, Inc

Date: 2-Nov-16

Client:	Environmental Planning Specialists, Inc.	**Client Sample ID:**	16299-TRIP BLANK
Project Name:	Rheem	**Collection Date:**	10/25/2016
Lab ID:	1610L27-009	**Matrix:**	Aqueous

Analyses	Result	Reporting Limit	Qual	Units	BatchID	Dilution Factor	Date Analyzed	Analyst
TCL VOLATILE ORGANICS SW8260B				**(SW5030B)**				
Styrene	BRL	5.0		ug/L	232045	1	10/31/2016 16:27	BN
Tetrachloroethene	BRL	5.0		ug/L	232045	1	10/31/2016 16:27	BN
Toluene	BRL	5.0		ug/L	232045	1	10/31/2016 16:27	BN
trans-1,2-Dichloroethene	BRL	5.0		ug/L	232045	1	10/31/2016 16:27	BN
trans-1,3-Dichloropropene	BRL	5.0		ug/L	232045	1	10/31/2016 16:27	BN
Trichloroethene	BRL	5.0		ug/L	232045	1	10/31/2016 16:27	BN
Trichlorofluoromethane	BRL	5.0		ug/L	232045	1	10/31/2016 16:27	BN
Vinyl chloride	BRL	2.0		ug/L	232045	1	10/31/2016 16:27	BN
Surr: 4-Bromofluorobenzene	86.6	70.7-125		%REC	232045	1	10/31/2016 16:27	BN
Surr: Dibromofluoromethane	96.7	82.2-120		%REC	232045	1	10/31/2016 16:27	BN
Surr: Toluene-d8	93.3	81.8-120		%REC	232045	1	10/31/2016 16:27	BN

Qualifiers:

*	Value exceeds maximum contaminant level	E	Estimated (value above quantitation range)
BRL	Below reporting limit	S	Spike Recovery outside limits due to matrix
H	Holding times for preparation or analysis exceeded	Narr	See case narrative
N	Analyte not NELAC certified	NC	Not confirmed
B	Analyte detected in the associated method blank	<	Less than Result value
>	Greater than Result value	J	Estimated value detected below Reporting Limit

Analytical Environmental Services, Inc.

Sample/Cooler Receipt Checklist

Client EPS Work Order Number 1610L27

Checklist completed by Paro Masondi 10/26/16
Signature Date

Carrier name: FedEx ✓ UPS __ Courier __ Client __ US Mail __ Other _____

Shipping container/cooler in good condition? Yes ✓ No __ Not Present __

Custody seals intact on shipping container/cooler? Yes ✓ No __ Not Present __

Custody seals intact on sample bottles? Yes __ No __ Not Present ✓

Container/Temp Blank temperature in compliance? (0°≤6°C)* Yes ✓ No __

Cooler #1 1.0 Cooler #2 _____ Cooler #3 _____ Cooler #4 _____ Cooler#5 _____ Cooler #6 _____

Chain of custody present? Yes ✓ No __

Chain of custody signed when relinquished and received? Yes ✓ No __

Chain of custody agrees with sample labels? Yes ✓ No __

Samples in proper container/bottle? Yes ✓ No __

Sample containers intact? Yes ✓ No __

Sufficient sample volume for indicated test? Yes ✓ No __

All samples received within holding time? Yes ✓ No __

Was TAT marked on the COC? Yes ✓ No __

Proceed with Standard TAT as per project history? Yes __ No __ Not Applicable ✓

Water - VOA vials have zero headspace? No VOA vials submitted __ Yes ✓ No __

Water - pH acceptable upon receipt? Yes __ No ✓ Not Applicable __

Adjusted? PM Checked by PM

Sample Condition: Good ✓ Other(Explain) _____

(For diffusive samples or AIHA lead) Is a known blank included? Yes __ No ✓

See Case Narrative for resolution of the Non-Conformance.

* Samples do not have to comply with the given range for certain parameters.

\\Aes_server\I\Sample Receipt\My Documents\COCs and pH Adjustment Sheet\Sample_Cooler_Recipt_Checklist_Rev1.rtf

Analytical Environmental Services, Inc

Date: 3-Nov-16

Client: Environmental Planning Specialists, Inc.
Project Name: Rheem
Lab Order: 1610L27

Dates Report

Lab Sample ID	Client Sample ID	Collection Date	Matrix	Test Name	TCLP Date	Prep Date	Analysis Date
1610L27-001A	16298-PZ-3	10/24/2016 3:00:00PM	Groundwater	TCL VOLATILE ORGANICS		10/31/2016 10:32:00 AM	11/01/2016
1610L27-001B	16298-PZ-3	10/24/2016 3:00:00PM	Groundwater	GC Analysis of Gaseous Samples		10/31/2016 8:45:06 AM	10/31/2016
1610L27-001C	16298-PZ-3	10/24/2016 3:00:00PM	Groundwater	ION SCAN			10/26/2016
1610L27-001D	16298-PZ-3	10/24/2016 3:00:00PM	Groundwater	Total Organic Carbon (TOC)			10/28/2016
1610L27-002A	16298-MW-9	10/24/2016 4:10:00PM	Groundwater	TCL VOLATILE ORGANICS		10/31/2016 10:32:00 AM	11/01/2016
1610L27-002B	16298-MW-9	10/24/2016 4:10:00PM	Groundwater	GC Analysis of Gaseous Samples		10/31/2016 8:45:06 AM	10/31/2016
1610L27-002C	16298-MW-9	10/24/2016 4:10:00PM	Groundwater	ION SCAN			10/26/2016
1610L27-002D	16298-MW-9	10/24/2016 4:10:00PM	Groundwater	Total Organic Carbon (TOC)			10/29/2016
1610L27-003A	16298-MW-3A	10/24/2016 7:00:00PM	Groundwater	TCL VOLATILE ORGANICS		10/31/2016 10:32:00 AM	10/31/2016
1610L27-003B	16298-MW-3A	10/24/2016 7:00:00PM	Groundwater	GC Analysis of Gaseous Samples		10/31/2016 8:45:06 AM	10/31/2016
1610L27-003C	16298-MW-3A	10/24/2016 7:00:00PM	Groundwater	ION SCAN			10/26/2016
1610L27-003D	16298-MW-3A	10/24/2016 7:00:00PM	Groundwater	Total Organic Carbon (TOC)			10/31/2016
1610L27-004A	16299-MW-6	10/25/2016 8:15:00AM	Groundwater	TCL VOLATILE ORGANICS		10/31/2016 10:32:00 AM	11/01/2016
1610L27-004A	16299-MW-6	10/25/2016 8:15:00AM	Groundwater	TCL VOLATILE ORGANICS		10/31/2016 10:32:00 AM	11/02/2016
1610L27-004B	16299-MW-6	10/25/2016 8:15:00AM	Groundwater	GC Analysis of Gaseous Samples		10/31/2016 8:45:06 AM	10/31/2016
1610L27-004C	16299-MW-6	10/25/2016 8:15:00AM	Groundwater	ION SCAN			10/26/2016
1610L27-004D	16299-MW-6	10/25/2016 8:15:00AM	Groundwater	Total Organic Carbon (TOC)			10/31/2016
1610L27-005A	16299-PZ-7	10/25/2016 9:10:00AM	Groundwater	TCL VOLATILE ORGANICS		10/31/2016 10:32:00 AM	10/31/2016
1610L27-005A	16299-PZ-7	10/25/2016 9:10:00AM	Groundwater	TCL VOLATILE ORGANICS		10/31/2016 10:32:00 AM	11/01/2016
1610L27-005B	16299-PZ-7	10/25/2016 9:10:00AM	Groundwater	GC Analysis of Gaseous Samples		10/31/2016 8:45:06 AM	10/31/2016
1610L27-005C	16299-PZ-7	10/25/2016 9:10:00AM	Groundwater	ION SCAN			10/26/2016
1610L27-005D	16299-PZ-7	10/25/2016 9:10:00AM	Groundwater	Total Organic Carbon (TOC)			10/31/2016
1610L27-006A	16299-PZ-5	10/25/2016 11:38:00AM	Groundwater	TCL VOLATILE ORGANICS		10/31/2016 10:32:00 AM	10/31/2016
1610L27-006A	16299-PZ-5	10/25/2016 11:38:00AM	Groundwater	TCL VOLATILE ORGANICS		10/31/2016 10:32:00 AM	11/01/2016
1610L27-006B	16299-PZ-5	10/25/2016 11:38:00AM	Groundwater	GC Analysis of Gaseous Samples		10/31/2016 8:45:06 AM	10/31/2016
1610L27-006C	16299-PZ-5	10/25/2016 11:38:00AM	Groundwater	ION SCAN			10/26/2016
1610L27-006D	16299-PZ-5	10/25/2016 11:38:00AM	Groundwater	Total Organic Carbon (TOC)			10/31/2016
1610L27-007A	16299-PZ-6	10/25/2016 12:20:00PM	Groundwater	TCL VOLATILE ORGANICS		10/31/2016 10:32:00 AM	11/01/2016
1610L27-007B	16299-PZ-6	10/25/2016 12:20:00PM	Groundwater	GC Analysis of Gaseous Samples		10/31/2016 8:45:06 AM	10/31/2016

Analytical Environmental Services, Inc

Date: 3-Nov-16

Client: Environmental Planning Specialists, Inc.
Project Name: Rheem
Lab Order: 1610L27

Dates Report

Lab Sample ID	Client Sample ID	Collection Date	Matrix	Test Name	TCLP Date	Prep Date	Analysis Date
1610L27-007C	16299-PZ-6	10/25/2016 12:20:00PM	Groundwater	ION SCAN			10/26/2016
1610L27-007D	16299-PZ-6	10/25/2016 12:20:00PM	Groundwater	Total Organic Carbon (TOC)			10/31/2016
1610L27-008A	16299-MW-3B	10/25/2016 3:55:00PM	Groundwater	TCL VOLATILE ORGANICS		10/31/2016 10:32:00 AM	10/31/2016
1610L27-008A	16299-MW-3B	10/25/2016 3:55:00PM	Groundwater	TCL VOLATILE ORGANICS		10/31/2016 10:32:00 AM	11/01/2016
1610L27-008B	16299-MW-3B	10/25/2016 3:55:00PM	Groundwater	GC Analysis of Gaseous Samples		10/31/2016 8:45:06 AM	10/31/2016
1610L27-008C	16299-MW-3B	10/25/2016 3:55:00PM	Groundwater	ION SCAN			10/26/2016
1610L27-008D	16299-MW-3B	10/25/2016 3:55:00PM	Groundwater	Total Organic Carbon (TOC)			10/31/2016
1610L27-009A	16299-TRIP BLANK	10/25/2016 12:00:00AM	Aqueous	TCL VOLATILE ORGANICS		10/31/2016 10:32:00 AM	10/31/2016

AES, Inc.
3080 Presidential Drive
Atlanta GA 30340

pH Adjustment Sheet

AES Sample ID number	Test Requested	pH as Received	Required pH	Preservative Required	Lot # of Preservative	Amount Added mL or Pellets*	Final pH	Tech's Initials	Date	Time
1610L27-004D	9060	12	1	H_2SO_4	MET-688-99	0.5 mL Pellets	1	PM	10/26	~~10~~ 1:40 PM 10/26/16
						mL Pellets				
						mL Pellets				
						mL Pellets				
						mL Pellets				
						mL Pellets				
						mL Pellets				
						mL Pellets				
						mL Pellets				
						mL Pellets				
						mL Pellets				
						mL Pellets				
						mL Pellets				
						mL Pellets				
						mL Pellets				
						mL Pellets				
						mL Pellets				
						mL Pellets				
						mL Pellets				
						mL Pellets				
						mL Pellets				

* Number of Pellets when adding NAOH

Analytical Environmental Services, Inc

Date: 2-Nov-16

Client: Environmental Planning Specialists, Inc.
Project Name: Rheem
Workorder: 1610L27

ANALYTICAL QC SUMMARY REPORT

BatchID: 231810

Sample ID: **MB-231810** Client ID: Units: **ug/L** Prep Date: **10/31/2016** Run No: **328702**
SampleType: **MBLK** TestCode: **GC Analysis of Gaseous Samples SOP-RSK 175** BatchID: **231810** Analysis Date: **10/31/2016** Seq No: **7133446**

Analyte	Result	RPT Limit	SPK value	SPK Ref Val	%REC	Low Limit	High Limit	RPD Ref Val	%RPD	RPD Limit	Qual
Ethane	BRL	9.0									
Ethylene	BRL	7.0									
Methane	BRL	4.0									

Sample ID: **LCS-231810** Client ID: Units: **ug/L** Prep Date: **10/31/2016** Run No: **328702**
SampleType: **LCS** TestCode: **GC Analysis of Gaseous Samples SOP-RSK 175** BatchID: **231810** Analysis Date: **10/31/2016** Seq No: **7133447**

Analyte	Result	RPT Limit	SPK value	SPK Ref Val	%REC	Low Limit	High Limit	RPD Ref Val	%RPD	RPD Limit	Qual
Ethane	122.3	9.0	200.0		61.2	40.9	115				
Ethylene	80.96	7.0	200.0		40.5	26.8	115				
Methane	132.5	4.0	200.0		66.2	45.9	115				

Sample ID: **LCSD-231810** Client ID: Units: **ug/L** Prep Date: **10/31/2016** Run No: **328702**
SampleType: **LCSD** TestCode: **GC Analysis of Gaseous Samples SOP-RSK 175** BatchID: **231810** Analysis Date: **10/31/2016** Seq No: **7133448**

Analyte	Result	RPT Limit	SPK value	SPK Ref Val	%REC	Low Limit	High Limit	RPD Ref Val	%RPD	RPD Limit	Qual
Ethane	115.8	9.0	200.0		57.9	40.9	115	122.3	5.51	20	
Ethylene	78.50	7.0	200.0		39.2	26.8	115	80.96	3.08	20	
Methane	124.7	4.0	200.0		62.3	45.9	115	132.5	6.10	20	

Sample ID: **1610L27-001BMS** Client ID: **16298-PZ-3** Units: **ug/L** Prep Date: **10/31/2016** Run No: **328702**
SampleType: **MS** TestCode: **GC Analysis of Gaseous Samples SOP-RSK 175** BatchID: **231810** Analysis Date: **10/31/2016** Seq No: **7133476**

Analyte	Result	RPT Limit	SPK value	SPK Ref Val	%REC	Low Limit	High Limit	RPD Ref Val	%RPD	RPD Limit	Qual
Ethane	126.8	9.0	200.0		63.4	40.5	115				
Ethylene	83.81	7.0	200.0		41.9	23	115				
Methane	141.3	4.0	200.0	2.625	69.4	40	115				

Qualifiers:

>	Greater than Result value	<	Less than Result value	B	Analyte detected in the associated method blank
BRL	Below reporting limit	E	Estimated (value above quantitation range)	H	Holding times for preparation or analysis exceeded
J	Estimated value detected below Reporting Limit	N	Analyte not NELAC certified	R	RPD outside limits due to matrix
Rpt Lim	Reporting Limit	S	Spike Recovery outside limits due to matrix		

Analytical Environmental Services, Inc

Date: 2-Nov-16

Client: Environmental Planning Specialists, Inc.
Project Name: Rheem
Workorder: 1610L27

ANALYTICAL QC SUMMARY REPORT

BatchID: 231810

Sample ID: **1610L27-001BMSD** Client ID: **16298-PZ-3** Units: **ug/L** Prep Date: **10/31/2016** Run No: **328702**
SampleType: **MSD** TestCode: **GC Analysis of Gaseous Samples SOP-RSK 175** BatchID: **231810** Analysis Date: **10/31/2016** Seq No: **7133477**

Analyte	Result	RPT Limit	SPK value	SPK Ref Val	%REC	Low Limit	High Limit	RPD Ref Val	%RPD	RPD Limit	Qual
Ethane	128.0	9.0	200.0		64.0	40.5	115	126.8	0.924	20	
Ethylene	86.56	7.0	200.0		43.3	23	115	83.81	3.23	20	
Methane	141.2	4.0	200.0	2.625	69.3	40	115	141.3	0.118	20	

Qualifiers:

>	Greater than Result value	<	Less than Result value	B	Analyte detected in the associated method blank
BRL	Below reporting limit	E	Estimated (value above quantitation range)	H	Holding times for preparation or analysis exceeded
J	Estimated value detected below Reporting Limit	N	Analyte not NELAC certified	R	RPD outside limits due to matrix
Rpt Lim	Reporting Limit	S	Spike Recovery outside limits due to matrix		

Analytical Environmental Services, Inc

Date: 2-Nov-16

Client: Environmental Planning Specialists, Inc.
Project Name: Rheem
Workorder: 1610L27

ANALYTICAL QC SUMMARY REPORT

BatchID: 232045

Sample ID: **MB-232045** Client ID: Units: **ug/L** Prep Date: **10/31/2016** Run No: **328616**
SampleType: **MBLK** TestCode: **TCL VOLATILE ORGANICS SW8260B** BatchID: **232045** Analysis Date: **10/31/2016** Seq No: **7130827**

Analyte	Result	RPT Limit	SPK value	SPK Ref Val	%REC	Low Limit	High Limit	RPD Ref Val	%RPD	RPD Limit	Qual
1,1,1-Trichloroethane	BRL	5.0									
1,1,2,2-Tetrachloroethane	BRL	5.0									
1,1,2-Trichloroethane	BRL	5.0									
1,1-Dichloroethane	BRL	5.0									
1,1-Dichloroethene	BRL	5.0									
1,2,4-Trichlorobenzene	BRL	5.0									
1,2-Dibromo-3-chloropropane	BRL	5.0									
1,2-Dibromoethane	BRL	5.0									
1,2-Dichlorobenzene	BRL	5.0									
1,2-Dichloroethane	BRL	5.0									
1,2-Dichloropropane	BRL	5.0									
1,3-Dichlorobenzene	BRL	5.0									
1,4-Dichlorobenzene	BRL	5.0									
2-Butanone	BRL	50									
2-Hexanone	BRL	10									
4-Methyl-2-pentanone	BRL	10									
Acetone	BRL	50									
Benzene	BRL	5.0									
Bromodichloromethane	BRL	5.0									
Bromoform	BRL	5.0									
Bromomethane	BRL	5.0									
Carbon disulfide	BRL	5.0									
Carbon tetrachloride	BRL	5.0									
Chlorobenzene	BRL	5.0									
Chloroethane	BRL	10									
Chloroform	BRL	5.0									
Chloromethane	BRL	10									

Qualifiers:

>	Greater than Result value	<	Less than Result value	B	Analyte detected in the associated method blank
BRL	Below reporting limit	E	Estimated (value above quantitation range)	H	Holding times for preparation or analysis exceeded
J	Estimated value detected below Reporting Limit	N	Analyte not NELAC certified	R	RPD outside limits due to matrix
Rpt Lim	Reporting Limit	S	Spike Recovery outside limits due to matrix		

Analytical Environmental Services, Inc

Date: 2-Nov-16

Client: Environmental Planning Specialists, Inc.
Project Name: Rheem
Workorder: 1610L27

ANALYTICAL QC SUMMARY REPORT

BatchID: 232045

Sample ID: **MB-232045** Client ID: Units: **ug/L** Prep Date: **10/31/2016** Run No: **328616**
SampleType: **MBLK** TestCode: **TCL VOLATILE ORGANICS SW8260B** BatchID: **232045** Analysis Date: **10/31/2016** Seq No: **7130827**

Analyte	Result	RPT Limit	SPK value	SPK Ref Val	%REC	Low Limit	High Limit	RPD Ref Val	%RPD	RPD Limit	Qual
cis-1,2-Dichloroethene	BRL	5.0									
cis-1,3-Dichloropropene	BRL	5.0									
Cyclohexane	BRL	5.0									
Dibromochloromethane	BRL	5.0									
Dichlorodifluoromethane	BRL	10									
Ethylbenzene	BRL	5.0									
Freon-113	BRL	10									
Isopropylbenzene	BRL	5.0									
m,p-Xylene	BRL	5.0									
Methyl acetate	BRL	5.0									
Methyl tert-butyl ether	BRL	5.0									
Methylcyclohexane	BRL	5.0									
Methylene chloride	BRL	5.0									
o-Xylene	BRL	5.0									
Styrene	BRL	5.0									
Tetrachloroethene	BRL	5.0									
Toluene	BRL	5.0									
trans-1,2-Dichloroethene	BRL	5.0									
trans-1,3-Dichloropropene	BRL	5.0									
Trichloroethene	BRL	5.0									
Trichlorofluoromethane	BRL	5.0									
Vinyl chloride	BRL	2.0									
Surr: 4-Bromofluorobenzene	45.73	0	50.00		91.5	70.7	125				
Surr: Dibromofluoromethane	51.04	0	50.00		102	82.2	120				
Surr: Toluene-d8	48.13	0	50.00		96.3	81.8	120				

Qualifiers:

>	Greater than Result value	<	Less than Result value	B	Analyte detected in the associated method blank
BRL	Below reporting limit	E	Estimated (value above quantitation range)	H	Holding times for preparation or analysis exceeded
J	Estimated value detected below Reporting Limit	N	Analyte not NELAC certified	R	RPD outside limits due to matrix
Rpt Lim	Reporting Limit	S	Spike Recovery outside limits due to matrix		

Analytical Environmental Services, Inc

Date: 2-Nov-16

Client: Environmental Planning Specialists, Inc.
Project Name: Rheem
Workorder: 1610L27

ANALYTICAL QC SUMMARY REPORT

BatchID: 232045

Sample ID: **LCS-232045** Client ID: Units: **ug/L** Prep Date: **10/31/2016** Run No: **328616**
SampleType: **LCS** TestCode: **TCL VOLATILE ORGANICS SW8260B** BatchID: **232045** Analysis Date: **10/31/2016** Seq No: **7130826**

Analyte	Result	RPT Limit	SPK value	SPK Ref Val	%REC	Low Limit	High Limit	RPD Ref Val	%RPD	RPD Limit	Qual
1,1-Dichloroethene	51.46	5.0	50.00		103	65.3	137				
Benzene	49.58	5.0	50.00		99.2	74.9	123				
Chlorobenzene	49.41	5.0	50.00		98.8	73.9	124				
Toluene	52.35	5.0	50.00		105	75	124				
Trichloroethene	50.22	5.0	50.00		100	73.1	128				
Surr: 4-Bromofluorobenzene	46.25	0	50.00		92.5	70.7	125				
Surr: Dibromofluoromethane	53.31	0	50.00		107	82.2	120				
Surr: Toluene-d8	50.06	0	50.00		100	81.8	120				

Sample ID: **1610M79-001AMS** Client ID: Units: **ug/L** Prep Date: **10/31/2016** Run No: **328616**
SampleType: **MS** TestCode: **TCL VOLATILE ORGANICS SW8260B** BatchID: **232045** Analysis Date: **10/31/2016** Seq No: **7132771**

Analyte	Result	RPT Limit	SPK value	SPK Ref Val	%REC	Low Limit	High Limit	RPD Ref Val	%RPD	RPD Limit	Qual
1,1-Dichloroethene	221100	25000	250000		88.4	60	150				
Benzene	245900	25000	250000		98.4	70.1	132				
Chlorobenzene	246000	25000	250000		98.4	70.9	131				
Toluene	266700	25000	250000		107	70.1	133				
Trichloroethene	266900	25000	250000	13200	101	70	136				
Surr: 4-Bromofluorobenzene	223500	0	250000		89.4	70.7	125				
Surr: Dibromofluoromethane	249500	0	250000		99.8	82.2	120				
Surr: Toluene-d8	239000	0	250000		95.6	81.8	120				

Sample ID: **1610M79-001AMSD** Client ID: Units: **ug/L** Prep Date: **10/31/2016** Run No: **328616**
SampleType: **MSD** TestCode: **TCL VOLATILE ORGANICS SW8260B** BatchID: **232045** Analysis Date: **10/31/2016** Seq No: **7132772**

Analyte	Result	RPT Limit	SPK value	SPK Ref Val	%REC	Low Limit	High Limit	RPD Ref Val	%RPD	RPD Limit	Qual
1,1-Dichloroethene	260400	25000	250000		104	60	150	221100	16.3	17.7	
Benzene	244300	25000	250000		97.7	70.1	132	245900	0.673	20	

Qualifiers:

>	Greater than Result value	<	Less than Result value	B	Analyte detected in the associated method blank
BRL	Below reporting limit	E	Estimated (value above quantitation range)	H	Holding times for preparation or analysis exceeded
J	Estimated value detected below Reporting Limit	N	Analyte not NELAC certified	R	RPD outside limits due to matrix
Rpt Lim	Reporting Limit	S	Spike Recovery outside limits due to matrix		

Analytical Environmental Services, Inc

Date: 2-Nov-16

Client: Environmental Planning Specialists, Inc.
Project Name: Rheem
Workorder: 1610L27

ANALYTICAL QC SUMMARY REPORT

BatchID: 232045

Sample ID: **1610M79-001AMSD** Client ID: Units: **ug/L** Prep Date: **10/31/2016** Run No: **328616**
SampleType: **MSD** TestCode: **TCL VOLATILE ORGANICS SW8260B** BatchID: **232045** Analysis Date: **10/31/2016** Seq No: **7132772**

Analyte	Result	RPT Limit	SPK value	SPK Ref Val	%REC	Low Limit	High Limit	RPD Ref Val	%RPD	RPD Limit	Qual
Chlorobenzene	240100	25000	250000		96.0	70.9	131	246000	2.43	20	
Toluene	263800	25000	250000		106	70.1	133	266700	1.07	20	
Trichloroethene	258900	25000	250000	13200	98.3	70	136	266900	3.04	20	
Surr: 4-Bromofluorobenzene	222800	0	250000		89.1	70.7	125	223500	0	0	
Surr: Dibromofluoromethane	267700	0	250000		107	82.2	120	249500	0	0	
Surr: Toluene-d8	248100	0	250000		99.2	81.8	120	239000	0	0	

Qualifiers:

>	Greater than Result value	<	Less than Result value	B	Analyte detected in the associated method blank
BRL	Below reporting limit	E	Estimated (value above quantitation range)	H	Holding times for preparation or analysis exceeded
J	Estimated value detected below Reporting Limit	N	Analyte not NELAC certified	R	RPD outside limits due to matrix
Rpt Lim	Reporting Limit	S	Spike Recovery outside limits due to matrix		

Analytical Environmental Services, Inc

Date: 2-Nov-16

Client: Environmental Planning Specialists, Inc.
Project Name: Rheem
Workorder: 1610L27

ANALYTICAL QC SUMMARY REPORT

BatchID: R328599

Sample ID: **MB-R328599** Client ID: Units: **mg/L** Prep Date: Run No: **328599**
SampleType: **MBLK** TestCode: **Total Organic Carbon (TOC) SW9060A** BatchID: **R328599** Analysis Date: **10/28/2016** Seq No: **7130401**

Analyte	Result	RPT Limit	SPK value	SPK Ref Val	%REC	Low Limit	High Limit	RPD Ref Val	%RPD	RPD Limit	Qual
Organic Carbon, Total	BRL	1.00									

Sample ID: **LCS-R328599** Client ID: Units: **mg/L** Prep Date: Run No: **328599**
SampleType: **LCS** TestCode: **Total Organic Carbon (TOC) SW9060A** BatchID: **R328599** Analysis Date: **10/28/2016** Seq No: **7130400**

Analyte	Result	RPT Limit	SPK value	SPK Ref Val	%REC	Low Limit	High Limit	RPD Ref Val	%RPD	RPD Limit	Qual
Organic Carbon, Total	25.96	1.00	25.00		104	90	110				

Sample ID: **1610L01-004GMS** Client ID: Units: **mg/L** Prep Date: Run No: **328599**
SampleType: **MS** TestCode: **Total Organic Carbon (TOC) SW9060A** BatchID: **R328599** Analysis Date: **10/29/2016** Seq No: **7130421**

Analyte	Result	RPT Limit	SPK value	SPK Ref Val	%REC	Low Limit	High Limit	RPD Ref Val	%RPD	RPD Limit	Qual
Organic Carbon, Total	26.94	1.00	25.00	1.556	102	80	120				

Sample ID: **1610L01-004GMSD** Client ID: Units: **mg/L** Prep Date: Run No: **328599**
SampleType: **MSD** TestCode: **Total Organic Carbon (TOC) SW9060A** BatchID: **R328599** Analysis Date: **10/29/2016** Seq No: **7130422**

Analyte	Result	RPT Limit	SPK value	SPK Ref Val	%REC	Low Limit	High Limit	RPD Ref Val	%RPD	RPD Limit	Qual
Organic Carbon, Total	26.27	1.00	25.00	1.556	98.9	80	120	26.94	2.52	20	

Sample ID: **1610E15-009ADUP** Client ID: Units: **mg/L** Prep Date: Run No: **328599**
SampleType: **DUP** TestCode: **Total Organic Carbon (TOC) SW9060A** BatchID: **R328599** Analysis Date: **10/28/2016** Seq No: **7130404**

Analyte	Result	RPT Limit	SPK value	SPK Ref Val	%REC	Low Limit	High Limit	RPD Ref Val	%RPD	RPD Limit	Qual
Organic Carbon, Total	48.17	1.00						48.03	0.291	20	

Qualifiers:

>	Greater than Result value	<	Less than Result value	B	Analyte detected in the associated method blank
BRL	Below reporting limit	E	Estimated (value above quantitation range)	H	Holding times for preparation or analysis exceeded
J	Estimated value detected below Reporting Limit	N	Analyte not NELAC certified	R	RPD outside limits due to matrix
Rpt Lim	Reporting Limit	S	Spike Recovery outside limits due to matrix		

Analytical Environmental Services, Inc

Date: 2-Nov-16

Client: Environmental Planning Specialists, Inc.
Project Name: Rheem
Workorder: 1610L27

ANALYTICAL QC SUMMARY REPORT

BatchID: R328638

Sample ID: **MB-R328638** Client ID: Units: **mg/L** Prep Date: Run No: **328638**
SampleType: **MBLK** TestCode: **ION SCAN SW9056A** BatchID: **R328638** Analysis Date: **10/26/2016** Seq No: **7131595**

Analyte	Result	RPT Limit	SPK value	SPK Ref Val	%REC	Low Limit	High Limit	RPD Ref Val	%RPD	RPD Limit	Qual
Nitrate	BRL	0.25									
Sulfate	BRL	1.0									

Sample ID: **LCS-R328638** Client ID: Units: **mg/L** Prep Date: Run No: **328638**
SampleType: **LCS** TestCode: **ION SCAN SW9056A** BatchID: **R328638** Analysis Date: **10/26/2016** Seq No: **7131594**

Analyte	Result	RPT Limit	SPK value	SPK Ref Val	%REC	Low Limit	High Limit	RPD Ref Val	%RPD	RPD Limit	Qual
Nitrate	5.315	0.25	5.000	0.03281	106	90	110				
Sulfate	24.67	1.0	25.00		98.7	90	110				

Sample ID: **1610L27-005CMS** Client ID: **16299-PZ-7** Units: **mg/L** Prep Date: Run No: **328638**
SampleType: **MS** TestCode: **ION SCAN SW9056A** BatchID: **R328638** Analysis Date: **10/26/2016** Seq No: **7131612**

Analyte	Result	RPT Limit	SPK value	SPK Ref Val	%REC	Low Limit	High Limit	RPD Ref Val	%RPD	RPD Limit	Qual
Nitrate	5.846	0.25	5.000	0.6594	104	90	110				
Sulfate	26.32	1.0	25.00	1.383	99.7	90	110				

Sample ID: **1610L27-007CMS** Client ID: **16299-PZ-6** Units: **mg/L** Prep Date: Run No: **328638**
SampleType: **MS** TestCode: **ION SCAN SW9056A** BatchID: **R328638** Analysis Date: **10/27/2016** Seq No: **7132677**

Analyte	Result	RPT Limit	SPK value	SPK Ref Val	%REC	Low Limit	High Limit	RPD Ref Val	%RPD	RPD Limit	Qual
Nitrate	5.708	0.25	5.000	0.9515	95.1	90	110				
Sulfate	29.21	1.0	25.00	2.267	108	90	110				

Sample ID: **1610L27-005CMSD** Client ID: **16299-PZ-7** Units: **mg/L** Prep Date: Run No: **328638**
SampleType: **MSD** TestCode: **ION SCAN SW9056A** BatchID: **R328638** Analysis Date: **10/26/2016** Seq No: **7131613**

Analyte	Result	RPT Limit	SPK value	SPK Ref Val	%REC	Low Limit	High Limit	RPD Ref Val	%RPD	RPD Limit	Qual
Nitrate	6.096	0.25	5.000	0.6594	109	90	110	5.846	4.18	20	

Qualifiers:

>	Greater than Result value	<	Less than Result value	B	Analyte detected in the associated method blank
BRL	Below reporting limit	E	Estimated (value above quantitation range)	H	Holding times for preparation or analysis exceeded
J	Estimated value detected below Reporting Limit	N	Analyte not NELAC certified	R	RPD outside limits due to matrix
Rpt Lim	Reporting Limit	S	Spike Recovery outside limits due to matrix		

Analytical Environmental Services, Inc

Date: 2-Nov-16

Client: Environmental Planning Specialists, Inc.
Project Name: Rheem
Workorder: 1610L27

ANALYTICAL QC SUMMARY REPORT

BatchID: R328638

Sample ID: **1610L27-005CMSD** Client ID: **16299-PZ-7** Units: **mg/L** Prep Date: Run No: **328638**
SampleType: **MSD** TestCode: **ION SCAN SW9056A** BatchID: **R328638** Analysis Date: **10/26/2016** Seq No: **7131613**

Analyte	Result	RPT Limit	SPK value	SPK Ref Val	%REC	Low Limit	High Limit	RPD Ref Val	%RPD	RPD Limit	Qual
Sulfate	26.30	1.0	25.00	1.383	99.7	90	110	26.32	0.047	20	

Qualifiers:

>	Greater than Result value	<	Less than Result value	B	Analyte detected in the associated method blank
BRL	Below reporting limit	E	Estimated (value above quantitation range)	H	Holding times for preparation or analysis exceeded
J	Estimated value detected below Reporting Limit	N	Analyte not NELAC certified	R	RPD outside limits due to matrix
Rpt Lim	Reporting Limit	S	Spike Recovery outside limits due to matrix		

Analytical Environmental Services, Inc

Date: 2-Nov-16

Client: Environmental Planning Specialists, Inc.
Project Name: Rheem
Workorder: 1610L27

ANALYTICAL QC SUMMARY REPORT

BatchID: R328733

Sample ID: **MB-R328733** Client ID: Units: **mg/L** Prep Date: Run No: **328733**
SampleType: **MBLK** TestCode: **Total Organic Carbon (TOC) SW9060A** BatchID: **R328733** Analysis Date: **10/31/2016** Seq No: **7134199**

Analyte	Result	RPT Limit	SPK value	SPK Ref Val	%REC	Low Limit	High Limit	RPD Ref Val	%RPD	RPD Limit	Qual
Organic Carbon, Total	BRL	1.00									

Sample ID: **LCS-R328733** Client ID: Units: **mg/L** Prep Date: Run No: **328733**
SampleType: **LCS** TestCode: **Total Organic Carbon (TOC) SW9060A** BatchID: **R328733** Analysis Date: **10/31/2016** Seq No: **7134198**

Analyte	Result	RPT Limit	SPK value	SPK Ref Val	%REC	Low Limit	High Limit	RPD Ref Val	%RPD	RPD Limit	Qual
Organic Carbon, Total	25.60	1.00	25.00		102	90	110				

Sample ID: **1610L27-003DMS** Client ID: **16298-MW-3A** Units: **mg/L** Prep Date: Run No: **328733**
SampleType: **MS** TestCode: **Total Organic Carbon (TOC) SW9060A** BatchID: **R328733** Analysis Date: **10/31/2016** Seq No: **7134218**

Analyte	Result	RPT Limit	SPK value	SPK Ref Val	%REC	Low Limit	High Limit	RPD Ref Val	%RPD	RPD Limit	Qual
Organic Carbon, Total	26.28	1.00	25.00	2.146	96.5	80	120				

Sample ID: **1610L27-003DMSD** Client ID: **16298-MW-3A** Units: **mg/L** Prep Date: Run No: **328733**
SampleType: **MSD** TestCode: **Total Organic Carbon (TOC) SW9060A** BatchID: **R328733** Analysis Date: **10/31/2016** Seq No: **7134219**

Analyte	Result	RPT Limit	SPK value	SPK Ref Val	%REC	Low Limit	High Limit	RPD Ref Val	%RPD	RPD Limit	Qual
Organic Carbon, Total	26.60	1.00	25.00	2.146	97.8	80	120	26.28	1.21	20	

Qualifiers:

>	Greater than Result value	<	Less than Result value	B	Analyte detected in the associated method blank
BRL	Below reporting limit	E	Estimated (value above quantitation range)	H	Holding times for preparation or analysis exceeded
J	Estimated value detected below Reporting Limit	N	Analyte not NELAC certified	R	RPD outside limits due to matrix
Rpt Lim	Reporting Limit	S	Spike Recovery outside limits due to matrix		

ANALYTICAL ENVIRONMENTAL SERVICES, INC.

AES

November 04, 2016

Justin Vickery
Environmental Planning Specialists, Inc.
1050 Crown Pointe Parkway
Atlanta GA 30338

TEL: (404) 315-9113
FAX: (404) 315-8509

RE: Rheem

Dear Justin Vickery: Order No: 1610M79

Analytical Environmental Services, Inc. received 7 samples on 10/27/2016 10:30:00 AM for the analyses presented in following report.

No problems were encountered during the analyses. Additionally, all results for the associated Quality Control samples were within EPA and/or AES established limits. Any discrepancies associated with the analyses contained herein will be noted and submitted in the form of a project Case Narrative.
AES's accreditations are as follows:
-NELAC/Florida State Laboratory ID E87582 for analysis of Non-Potable Water, Solid & Chemical Materials, and Drinking Water Microbiology, effective 07/01/16-06/30/17.
-NELAC/Louisiana Agency Interest No. 100818 for or analysis of Non-Potable Water and Solid & Chemical Materials, effective 07/01/16-06/30/17.
-NELAC/Texas Certificate No. T104704509-16-6 for or analysis of Non-Potable Water and Solid & Chemical Materials, effective 03/01/16-02/28/17.
-AIHA-LAP, LLC Laboratory ID: 100671 for Industrial Hygiene samples (Organics, Metals, PCM Asbestos, Gravimetric), Environmental Lead (Paint, Soil, Dust Wipes, Air), and Environmental Microbiology (Fungal) Direct Examination, effective until 09/01/17.

Chris Pafford
Project Manager

3080 Presidential Drive • Atlanta, Georgia 30340 • Tel: 770.457.8177 • Fax: 770.457.8188 • Toll Free: 800.972.4889
www.aesatlanta.com

ANALYTICAL ENVIRONMENTAL SERVICES, INC
3080 Presidential Drive, Atlanta GA 30340-3704
AES TEL.: (770) 457-8177 / TOLL-FREE (800) 972-4889 / FAX: (770) 457-8188

CHAIN OF CUSTODY

Work Order: 1610M79

Date: 10-26-16 Page 1 of 1

COMPANY: EPS Inc.

ADDRESS: 1050 Crown Pointe Pkwy Atlanta GA 30338 #550

PHONE: (404) 315-9113

FAX:

SAMPLED BY: Joe Terry, Melissa Spitzmiller

SIGNATURE: Melissa Spitzmiller, Joe Terry

ANALYSIS REQUESTED: VOCs, ethane, methane, ethene, nitrate, sulfate, TOC

PRESERVATION (See codes): H+I, H+I, H+I, H+I, N+I, I, S+I

Visit our website www.aesatlanta.com to check on the status of your results, place bottle orders, etc.

#	SAMPLE ID	SAMPLED DATE	SAMPLED TIME	Grab	Composite	Matrix (See codes)	VOCs (H+I)	ethane (H+I)	methane (H+I)	ethene (H+I)	nitrate (N+I)	sulfate (I)	TOC (S+I)	REMARKS	No # of Containers
1	16300-MW-1	10/26/16	1025	✓		GW	X	X	X	X	X	X	X		6
2	16300-MW-5	10/26/16	1145	✓		GW	X	X	X	X	X	X	X		6
3	16300-MW-53C	10/26/16	1410	✓		GW	X	X	X	X	X	X	X		6
4	16300-MW-53B	10/26/16	1430	✓		GW	X	X	X	X	X	X	X		6
5	16300-MW-53A	10/26/16	1445	✓		GW	X	X	X	X	X	X	X		6
6	16300-PZ-1	10/26/16	1515	✓		GW	X	X	X	X	X	X	X		6
7	16300-Trip Blank	10/26/16	—			W	X								2
8															
9															
10															
11															
12															
13															
14															

RELINQUISHED BY	DATE/TIME	RECEIVED BY	DATE/TIME
1: Melissa Spitzmiller	10/26/16 1530	1: Marcus Parker	10/27/16 10:30AM
2:		2:	
3:		3:	

PROJECT INFORMATION

PROJECT NAME: Rheem

PROJECT #:

SITE ADDRESS: 138 Robertson Mill

SEND REPORT TO: jvickery@envplanning.com

INVOICE TO: (IF DIFFERENT FROM ABOVE)

QUOTE #: PO#:

RECEIPT

Total # of Containers: 38

Turnaround Time Request
- ● Standard 5 Business Days
- ○ 2 Business Day Rush
- ○ Next Business Day Rush
- ○ Same Day Rush (auth req.)
- ○ Other

STATE PROGRAM (if any):

E-mail? Y / N; Fax? Y / N

DATA PACKAGE: I II III IV

SPECIAL INSTRUCTIONS/COMMENTS:

SHIPMENT METHOD

OUT / / VIA:

IN / / VIA:

CLIENT (FedEx) UPS MAIL COURIER

GREYHOUND OTHER

SAMPLES RECEIVED AFTER 3PM OR ON SATURDAY ARE CONSIDERED RECEIVED THE NEXT BUSINESS DAY. IF TURNAROUND TIME IS NOT INDICATED, AES WILL PROCEED WITH STANDARD TAT OF SAMPLES. SAMPLES ARE DISPOSED 30 DAYS AFTER REPORT COMPLETION UNLESS OTHER ARRANGEMENTS ARE MADE.

MATRIX CODES: A = Air GW = Groundwater SE = Sediment SO = Soil SW = Surface Water W = Water (Blanks) DW = Drinking Water (Blanks) O = Other (specify) WW = Waste Water

PRESERVATIVE CODES: H+I = Hydrochloric acid + ice I = Ice only N = Nitric acid S+I = Sulfuric acid + ice S/M+I = Sodium Bisulfate/Methanol + ice O = Other (specify) NA = None

White Copy - Original; Yellow Copy - Client

Analytical Environmental Services, Inc

Date: 3-Nov-16

Client: Environmental Planning Specialists, Inc.
Project: Rheem
Lab ID: 1610M79

Case Narrative

Volatiles Organic Compounds Analysis by Method 8260B:

Due to sample matrix, samples 1610M79-001A, & -002A required dilution during preparation and/or analysis resulting in elevated reporting limits.

Analytical Environmental Services, Inc

Date: 3-Nov-16

Client:	Environmental Planning Specialists, Inc.	**Client Sample ID:**	16300-MW-1
Project Name:	Rheem	**Collection Date:**	10/26/2016 10:25:00 AM
Lab ID:	1610M79-001	**Matrix:**	Groundwater

Analyses	Result	Reporting Limit	Qual	Units	BatchID	Dilution Factor	Date Analyzed	Analyst
Total Organic Carbon (TOC) SW9060A								
Organic Carbon, Total	1.71	1.00		mg/L	R328733	1	10/31/2016 16:48	JW
TCL VOLATILE ORGANICS SW8260B				**(SW5030B)**				
1,1,1-Trichloroethane	BRL	500		ug/L	232045	100	11/02/2016 17:43	NP
1,1,2,2-Tetrachloroethane	BRL	500		ug/L	232045	100	11/02/2016 17:43	NP
1,1,2-Trichloroethane	BRL	500		ug/L	232045	100	11/02/2016 17:43	NP
1,1-Dichloroethane	BRL	500		ug/L	232045	100	11/02/2016 17:43	NP
1,1-Dichloroethene	BRL	500		ug/L	232045	100	11/02/2016 17:43	NP
1,2,4-Trichlorobenzene	BRL	500		ug/L	232045	100	11/02/2016 17:43	NP
1,2-Dibromo-3-chloropropane	BRL	500		ug/L	232045	100	11/02/2016 17:43	NP
1,2-Dibromoethane	BRL	500		ug/L	232045	100	11/02/2016 17:43	NP
1,2-Dichlorobenzene	BRL	500		ug/L	232045	100	11/02/2016 17:43	NP
1,2-Dichloroethane	BRL	500		ug/L	232045	100	11/02/2016 17:43	NP
1,2-Dichloropropane	BRL	500		ug/L	232045	100	11/02/2016 17:43	NP
1,3-Dichlorobenzene	BRL	500		ug/L	232045	100	11/02/2016 17:43	NP
1,4-Dichlorobenzene	BRL	500		ug/L	232045	100	11/02/2016 17:43	NP
2-Butanone	BRL	5000		ug/L	232045	100	11/02/2016 17:43	NP
2-Hexanone	BRL	1000		ug/L	232045	100	11/02/2016 17:43	NP
4-Methyl-2-pentanone	BRL	1000		ug/L	232045	100	11/02/2016 17:43	NP
Acetone	BRL	5000		ug/L	232045	100	11/02/2016 17:43	NP
Benzene	BRL	500		ug/L	232045	100	11/02/2016 17:43	NP
Bromodichloromethane	BRL	500		ug/L	232045	100	11/02/2016 17:43	NP
Bromoform	BRL	500		ug/L	232045	100	11/02/2016 17:43	NP
Bromomethane	BRL	500		ug/L	232045	100	11/02/2016 17:43	NP
Carbon disulfide	BRL	500		ug/L	232045	100	11/02/2016 17:43	NP
Carbon tetrachloride	BRL	500		ug/L	232045	100	11/02/2016 17:43	NP
Chlorobenzene	BRL	500		ug/L	232045	100	11/02/2016 17:43	NP
Chloroethane	BRL	1000		ug/L	232045	100	11/02/2016 17:43	NP
Chloroform	BRL	500		ug/L	232045	100	11/02/2016 17:43	NP
Chloromethane	BRL	1000		ug/L	232045	100	11/02/2016 17:43	NP
cis-1,2-Dichloroethene	BRL	500		ug/L	232045	100	11/02/2016 17:43	NP
cis-1,3-Dichloropropene	BRL	500		ug/L	232045	100	11/02/2016 17:43	NP
Cyclohexane	BRL	500		ug/L	232045	100	11/02/2016 17:43	NP
Dibromochloromethane	BRL	500		ug/L	232045	100	11/02/2016 17:43	NP
Dichlorodifluoromethane	BRL	1000		ug/L	232045	100	11/02/2016 17:43	NP
Ethylbenzene	BRL	500		ug/L	232045	100	11/02/2016 17:43	NP
Freon-113	BRL	1000		ug/L	232045	100	11/02/2016 17:43	NP
Isopropylbenzene	BRL	500		ug/L	232045	100	11/02/2016 17:43	NP
m,p-Xylene	BRL	500		ug/L	232045	100	11/02/2016 17:43	NP
Methyl acetate	BRL	500		ug/L	232045	100	11/02/2016 17:43	NP
Methyl tert-butyl ether	BRL	500		ug/L	232045	100	11/02/2016 17:43	NP

Qualifiers:

*	Value exceeds maximum contaminant level	E	Estimated (value above quantitation range)
BRL	Below reporting limit	S	Spike Recovery outside limits due to matrix
H	Holding times for preparation or analysis exceeded	Narr	See case narrative
N	Analyte not NELAC certified	NC	Not confirmed
B	Analyte detected in the associated method blank	<	Less than Result value
>	Greater than Result value	J	Estimated value detected below Reporting Limit

Analytical Environmental Services, Inc

Date: 3-Nov-16

Client:	Environmental Planning Specialists, Inc.	**Client Sample ID:**	16300-MW-1
Project Name:	Rheem	**Collection Date:**	10/26/2016 10:25:00 AM
Lab ID:	1610M79-001	**Matrix:**	Groundwater

Analyses	Result	Reporting Limit	Qual	Units	BatchID	Dilution Factor	Date Analyzed	Analyst
TCL VOLATILE ORGANICS SW8260B				**(SW5030B)**				
Methylcyclohexane	BRL	500		ug/L	232045	100	11/02/2016 17:43	NP
Methylene chloride	BRL	500		ug/L	232045	100	11/02/2016 17:43	NP
o-Xylene	BRL	500		ug/L	232045	100	11/02/2016 17:43	NP
Styrene	BRL	500		ug/L	232045	100	11/02/2016 17:43	NP
Tetrachloroethene	BRL	500		ug/L	232045	100	11/02/2016 17:43	NP
Toluene	BRL	500		ug/L	232045	100	11/02/2016 17:43	NP
trans-1,2-Dichloroethene	BRL	500		ug/L	232045	100	11/02/2016 17:43	NP
trans-1,3-Dichloropropene	BRL	500		ug/L	232045	100	11/02/2016 17:43	NP
Trichloroethene	17000	500		ug/L	232045	100	11/02/2016 17:43	NP
Trichlorofluoromethane	BRL	500		ug/L	232045	100	11/02/2016 17:43	NP
Vinyl chloride	BRL	200		ug/L	232045	100	11/02/2016 17:43	NP
Surr: 4-Bromofluorobenzene	98.8	70.7-125		%REC	232045	100	11/02/2016 17:43	NP
Surr: Dibromofluoromethane	107	82.2-120		%REC	232045	100	11/02/2016 17:43	NP
Surr: Toluene-d8	101	81.8-120		%REC	232045	100	11/02/2016 17:43	NP
ION SCAN SW9056A								
Nitrate	0.31	0.25		mg/L	R328700	1	10/28/2016 00:57	JW
Sulfate	6.1	1.0		mg/L	R328700	1	10/28/2016 00:57	JW
GC Analysis of Gaseous Samples SOP-RSK 175				**(RSK175)**				
Ethane	BRL	9.0		ug/L	231912	1	10/31/2016 14:57	MD
Ethylene	BRL	7.0		ug/L	231912	1	10/31/2016 14:57	MD
Methane	BRL	4.0		ug/L	231912	1	10/31/2016 14:57	MD

Qualifiers:

*	Value exceeds maximum contaminant level	E	Estimated (value above quantitation range)
BRL	Below reporting limit	S	Spike Recovery outside limits due to matrix
H	Holding times for preparation or analysis exceeded	Narr	See case narrative
N	Analyte not NELAC certified	NC	Not confirmed
B	Analyte detected in the associated method blank	<	Less than Result value
>	Greater than Result value	J	Estimated value detected below Reporting Limit

Analytical Environmental Services, Inc

Date: 3-Nov-16

Client:	Environmental Planning Specialists, Inc.	**Client Sample ID:**	16300-MW-5
Project Name:	Rheem	**Collection Date:**	10/26/2016 11:45:00 AM
Lab ID:	1610M79-002	**Matrix:**	Groundwater

Analyses	Result	Reporting Limit	Qual	Units	BatchID	Dilution Factor	Date Analyzed	Analyst
Total Organic Carbon (TOC) SW9060A								
Organic Carbon, Total	3.96	1.00		mg/L	R328733	1	10/31/2016 17:19	JW
TCL VOLATILE ORGANICS SW8260B				**(SW5030B)**				
1,1,1-Trichloroethane	BRL	25000		ug/L	232045	5000	11/03/2016 14:29	NP
1,1,2,2-Tetrachloroethane	BRL	25000		ug/L	232045	5000	11/03/2016 14:29	NP
1,1,2-Trichloroethane	BRL	25000		ug/L	232045	5000	11/03/2016 14:29	NP
1,1-Dichloroethane	BRL	25000		ug/L	232045	5000	11/03/2016 14:29	NP
1,1-Dichloroethene	BRL	25000		ug/L	232045	5000	11/03/2016 14:29	NP
1,2,4-Trichlorobenzene	BRL	25000		ug/L	232045	5000	11/03/2016 14:29	NP
1,2-Dibromo-3-chloropropane	BRL	25000		ug/L	232045	5000	11/03/2016 14:29	NP
1,2-Dibromoethane	BRL	25000		ug/L	232045	5000	11/03/2016 14:29	NP
1,2-Dichlorobenzene	BRL	25000		ug/L	232045	5000	11/03/2016 14:29	NP
1,2-Dichloroethane	BRL	25000		ug/L	232045	5000	11/03/2016 14:29	NP
1,2-Dichloropropane	BRL	25000		ug/L	232045	5000	11/03/2016 14:29	NP
1,3-Dichlorobenzene	BRL	25000		ug/L	232045	5000	11/03/2016 14:29	NP
1,4-Dichlorobenzene	BRL	25000		ug/L	232045	5000	11/03/2016 14:29	NP
2-Butanone	BRL	250000		ug/L	232045	5000	11/03/2016 14:29	NP
2-Hexanone	BRL	50000		ug/L	232045	5000	11/03/2016 14:29	NP
4-Methyl-2-pentanone	BRL	50000		ug/L	232045	5000	11/03/2016 14:29	NP
Acetone	BRL	250000		ug/L	232045	5000	11/03/2016 14:29	NP
Benzene	BRL	25000		ug/L	232045	5000	11/03/2016 14:29	NP
Bromodichloromethane	BRL	25000		ug/L	232045	5000	11/03/2016 14:29	NP
Bromoform	BRL	25000		ug/L	232045	5000	11/03/2016 14:29	NP
Bromomethane	BRL	25000		ug/L	232045	5000	11/03/2016 14:29	NP
Carbon disulfide	BRL	25000		ug/L	232045	5000	11/03/2016 14:29	NP
Carbon tetrachloride	BRL	25000		ug/L	232045	5000	11/03/2016 14:29	NP
Chlorobenzene	BRL	25000		ug/L	232045	5000	11/03/2016 14:29	NP
Chloroethane	BRL	50000		ug/L	232045	5000	11/03/2016 14:29	NP
Chloroform	BRL	25000		ug/L	232045	5000	11/03/2016 14:29	NP
Chloromethane	BRL	50000		ug/L	232045	5000	11/03/2016 14:29	NP
cis-1,2-Dichloroethene	BRL	25000		ug/L	232045	5000	11/03/2016 14:29	NP
cis-1,3-Dichloropropene	BRL	25000		ug/L	232045	5000	11/03/2016 14:29	NP
Cyclohexane	BRL	25000		ug/L	232045	5000	11/03/2016 14:29	NP
Dibromochloromethane	BRL	25000		ug/L	232045	5000	11/03/2016 14:29	NP
Dichlorodifluoromethane	BRL	50000		ug/L	232045	5000	11/03/2016 14:29	NP
Ethylbenzene	BRL	25000		ug/L	232045	5000	11/03/2016 14:29	NP
Freon-113	BRL	50000		ug/L	232045	5000	11/03/2016 14:29	NP
Isopropylbenzene	BRL	25000		ug/L	232045	5000	11/03/2016 14:29	NP
m,p-Xylene	BRL	25000		ug/L	232045	5000	11/03/2016 14:29	NP
Methyl acetate	BRL	25000		ug/L	232045	5000	11/03/2016 14:29	NP
Methyl tert-butyl ether	BRL	25000		ug/L	232045	5000	11/03/2016 14:29	NP

Qualifiers:

*	Value exceeds maximum contaminant level	E	Estimated (value above quantitation range)
BRL	Below reporting limit	S	Spike Recovery outside limits due to matrix
H	Holding times for preparation or analysis exceeded	Narr	See case narrative
N	Analyte not NELAC certified	NC	Not confirmed
B	Analyte detected in the associated method blank	<	Less than Result value
>	Greater than Result value	J	Estimated value detected below Reporting Limit

Analytical Environmental Services, Inc

Date: 3-Nov-16

Client:	Environmental Planning Specialists, Inc.	**Client Sample ID:**	16300-MW-5
Project Name:	Rheem	**Collection Date:**	10/26/2016 11:45:00 AM
Lab ID:	1610M79-002	**Matrix:**	Groundwater

Analyses	Result	Reporting Limit	Qual	Units	BatchID	Dilution Factor	Date Analyzed	Analyst
TCL VOLATILE ORGANICS SW8260B				**(SW5030B)**				
Methylcyclohexane	BRL	25000		ug/L	232045	5000	11/03/2016 14:29	NP
Methylene chloride	BRL	25000		ug/L	232045	5000	11/03/2016 14:29	NP
o-Xylene	BRL	25000		ug/L	232045	5000	11/03/2016 14:29	NP
Styrene	BRL	25000		ug/L	232045	5000	11/03/2016 14:29	NP
Tetrachloroethene	BRL	25000		ug/L	232045	5000	11/03/2016 14:29	NP
Toluene	BRL	25000		ug/L	232045	5000	11/03/2016 14:29	NP
trans-1,2-Dichloroethene	BRL	25000		ug/L	232045	5000	11/03/2016 14:29	NP
trans-1,3-Dichloropropene	BRL	25000		ug/L	232045	5000	11/03/2016 14:29	NP
Trichloroethene	250000	25000		ug/L	232045	5000	11/03/2016 14:29	NP
Trichlorofluoromethane	BRL	25000		ug/L	232045	5000	11/03/2016 14:29	NP
Vinyl chloride	BRL	10000		ug/L	232045	5000	11/03/2016 14:29	NP
Surr: 4-Bromofluorobenzene	94.1	70.7-125		%REC	232045	5000	11/03/2016 14:29	NP
Surr: Dibromofluoromethane	107	82.2-120		%REC	232045	5000	11/03/2016 14:29	NP
Surr: Toluene-d8	103	81.8-120		%REC	232045	5000	11/03/2016 14:29	NP
ION SCAN SW9056A								
Nitrate	BRL	0.25		mg/L	R328700	1	10/28/2016 01:56	JW
Sulfate	2.1	1.0		mg/L	R328700	1	10/28/2016 01:56	JW
GC Analysis of Gaseous Samples SOP-RSK 175				**(RSK175)**				
Ethane	BRL	9.0		ug/L	231912	1	10/31/2016 15:02	MD
Ethylene	BRL	7.0		ug/L	231912	1	10/31/2016 15:02	MD
Methane	BRL	4.0		ug/L	231912	1	10/31/2016 15:02	MD

Qualifiers:

*	Value exceeds maximum contaminant level	E	Estimated (value above quantitation range)
BRL	Below reporting limit	S	Spike Recovery outside limits due to matrix
H	Holding times for preparation or analysis exceeded	Narr	See case narrative
N	Analyte not NELAC certified	NC	Not confirmed
B	Analyte detected in the associated method blank	<	Less than Result value
>	Greater than Result value	J	Estimated value detected below Reporting Limit

Analytical Environmental Services, Inc

Date: 3-Nov-16

Client:	Environmental Planning Specialists, Inc.	**Client Sample ID:**	16300-MW-53C
Project Name:	Rheem	**Collection Date:**	10/26/2016 2:10:00 PM
Lab ID:	1610M79-003	**Matrix:**	Groundwater

Analyses	Result	Reporting Limit	Qual	Units	BatchID	Dilution Factor	Date Analyzed	Analyst
Total Organic Carbon (TOC) SW9060A								
Organic Carbon, Total	1.44	1.00		mg/L	R328733	1	10/31/2016 17:45	JW
TCL VOLATILE ORGANICS SW8260B				**(SW5030B)**				
1,1,1-Trichloroethane	BRL	5.0		ug/L	232045	1	11/03/2016 15:16	NP
1,1,2,2-Tetrachloroethane	BRL	5.0		ug/L	232045	1	11/03/2016 15:16	NP
1,1,2-Trichloroethane	BRL	5.0		ug/L	232045	1	11/03/2016 15:16	NP
1,1-Dichloroethane	BRL	5.0		ug/L	232045	1	11/03/2016 15:16	NP
1,1-Dichloroethene	51	5.0		ug/L	232045	1	11/03/2016 15:16	NP
1,2,4-Trichlorobenzene	BRL	5.0		ug/L	232045	1	11/03/2016 15:16	NP
1,2-Dibromo-3-chloropropane	BRL	5.0		ug/L	232045	1	11/03/2016 15:16	NP
1,2-Dibromoethane	BRL	5.0		ug/L	232045	1	11/03/2016 15:16	NP
1,2-Dichlorobenzene	BRL	5.0		ug/L	232045	1	11/03/2016 15:16	NP
1,2-Dichloroethane	BRL	5.0		ug/L	232045	1	11/03/2016 15:16	NP
1,2-Dichloropropane	BRL	5.0		ug/L	232045	1	11/03/2016 15:16	NP
1,3-Dichlorobenzene	BRL	5.0		ug/L	232045	1	11/03/2016 15:16	NP
1,4-Dichlorobenzene	BRL	5.0		ug/L	232045	1	11/03/2016 15:16	NP
2-Butanone	BRL	50		ug/L	232045	1	11/03/2016 15:16	NP
2-Hexanone	BRL	10		ug/L	232045	1	11/03/2016 15:16	NP
4-Methyl-2-pentanone	BRL	10		ug/L	232045	1	11/03/2016 15:16	NP
Acetone	BRL	50		ug/L	232045	1	11/03/2016 15:16	NP
Benzene	BRL	5.0		ug/L	232045	1	11/03/2016 15:16	NP
Bromodichloromethane	BRL	5.0		ug/L	232045	1	11/03/2016 15:16	NP
Bromoform	BRL	5.0		ug/L	232045	1	11/03/2016 15:16	NP
Bromomethane	BRL	5.0		ug/L	232045	1	11/03/2016 15:16	NP
Carbon disulfide	BRL	5.0		ug/L	232045	1	11/03/2016 15:16	NP
Carbon tetrachloride	BRL	5.0		ug/L	232045	1	11/03/2016 15:16	NP
Chlorobenzene	BRL	5.0		ug/L	232045	1	11/03/2016 15:16	NP
Chloroethane	BRL	10		ug/L	232045	1	11/03/2016 15:16	NP
Chloroform	BRL	5.0		ug/L	232045	1	11/03/2016 15:16	NP
Chloromethane	BRL	10		ug/L	232045	1	11/03/2016 15:16	NP
cis-1,2-Dichloroethene	75	5.0		ug/L	232045	1	11/03/2016 15:16	NP
cis-1,3-Dichloropropene	BRL	5.0		ug/L	232045	1	11/03/2016 15:16	NP
Cyclohexane	BRL	5.0		ug/L	232045	1	11/03/2016 15:16	NP
Dibromochloromethane	BRL	5.0		ug/L	232045	1	11/03/2016 15:16	NP
Dichlorodifluoromethane	BRL	10		ug/L	232045	1	11/03/2016 15:16	NP
Ethylbenzene	BRL	5.0		ug/L	232045	1	11/03/2016 15:16	NP
Freon-113	BRL	10		ug/L	232045	1	11/03/2016 15:16	NP
Isopropylbenzene	BRL	5.0		ug/L	232045	1	11/03/2016 15:16	NP
m,p-Xylene	BRL	5.0		ug/L	232045	1	11/03/2016 15:16	NP
Methyl acetate	BRL	5.0		ug/L	232045	1	11/03/2016 15:16	NP
Methyl tert-butyl ether	BRL	5.0		ug/L	232045	1	11/03/2016 15:16	NP

Qualifiers:

*	Value exceeds maximum contaminant level	E	Estimated (value above quantitation range)
BRL	Below reporting limit	S	Spike Recovery outside limits due to matrix
H	Holding times for preparation or analysis exceeded	Narr	See case narrative
N	Analyte not NELAC certified	NC	Not confirmed
B	Analyte detected in the associated method blank	<	Less than Result value
>	Greater than Result value	J	Estimated value detected below Reporting Limit

Analytical Environmental Services, Inc

Date: 3-Nov-16

Client:	Environmental Planning Specialists, Inc.	**Client Sample ID:**	16300-MW-53C
Project Name:	Rheem	**Collection Date:**	10/26/2016 2:10:00 PM
Lab ID:	1610M79-003	**Matrix:**	Groundwater

Analyses	Result	Reporting Limit	Qual	Units	BatchID	Dilution Factor	Date Analyzed	Analyst
TCL VOLATILE ORGANICS SW8260B					**(SW5030B)**			
Methylcyclohexane	BRL	5.0		ug/L	232045	1	11/03/2016 15:16	NP
Methylene chloride	BRL	5.0		ug/L	232045	1	11/03/2016 15:16	NP
o-Xylene	BRL	5.0		ug/L	232045	1	11/03/2016 15:16	NP
Styrene	BRL	5.0		ug/L	232045	1	11/03/2016 15:16	NP
Tetrachloroethene	30	5.0		ug/L	232045	1	11/03/2016 15:16	NP
Toluene	BRL	5.0		ug/L	232045	1	11/03/2016 15:16	NP
trans-1,2-Dichloroethene	BRL	5.0		ug/L	232045	1	11/03/2016 15:16	NP
trans-1,3-Dichloropropene	BRL	5.0		ug/L	232045	1	11/03/2016 15:16	NP
Trichloroethene	600	50		ug/L	232045	10	11/03/2016 14:05	NP
Trichlorofluoromethane	BRL	5.0		ug/L	232045	1	11/03/2016 15:16	NP
Vinyl chloride	BRL	2.0		ug/L	232045	1	11/03/2016 15:16	NP
Surr: 4-Bromofluorobenzene	95.7	70.7-125		%REC	232045	10	11/03/2016 14:05	NP
Surr: 4-Bromofluorobenzene	98	70.7-125		%REC	232045	1	11/03/2016 15:16	NP
Surr: Dibromofluoromethane	106	82.2-120		%REC	232045	1	11/03/2016 15:16	NP
Surr: Dibromofluoromethane	106	82.2-120		%REC	232045	10	11/03/2016 14:05	NP
Surr: Toluene-d8	101	81.8-120		%REC	232045	1	11/03/2016 15:16	NP
Surr: Toluene-d8	102	81.8-120		%REC	232045	10	11/03/2016 14:05	NP
ION SCAN SW9056A								
Nitrate	BRL	0.25		mg/L	R328700	1	10/28/2016 02:10	JW
Sulfate	2.9	1.0		mg/L	R328700	1	10/28/2016 02:10	JW
GC Analysis of Gaseous Samples SOP-RSK 175					**(RSK175)**			
Ethane	BRL	9.0		ug/L	231912	1	10/31/2016 15:07	MD
Ethylene	BRL	7.0		ug/L	231912	1	10/31/2016 15:07	MD
Methane	8.9	4.0		ug/L	231912	1	10/31/2016 15:07	MD

Qualifiers:

*	Value exceeds maximum contaminant level	E	Estimated (value above quantitation range)
BRL	Below reporting limit	S	Spike Recovery outside limits due to matrix
H	Holding times for preparation or analysis exceeded	Narr	See case narrative
N	Analyte not NELAC certified	NC	Not confirmed
B	Analyte detected in the associated method blank	<	Less than Result value
>	Greater than Result value	J	Estimated value detected below Reporting Limit

Analytical Environmental Services, Inc

Date: 3-Nov-16

Client:	Environmental Planning Specialists, Inc.	**Client Sample ID:**	16300-MW-53B
Project Name:	Rheem	**Collection Date:**	10/26/2016 2:30:00 PM
Lab ID:	1610M79-004	**Matrix:**	Groundwater

Analyses	Result	Reporting Limit	Qual	Units	BatchID	Dilution Factor	Date Analyzed	Analyst
Total Organic Carbon (TOC) SW9060A								
Organic Carbon, Total	BRL	1.00		mg/L	R328733	1	10/31/2016 19:37	JW
TCL VOLATILE ORGANICS SW8260B				**(SW5030B)**				
1,1,1-Trichloroethane	BRL	5.0		ug/L	232045	1	11/02/2016 17:18	NP
1,1,2,2-Tetrachloroethane	BRL	5.0		ug/L	232045	1	11/02/2016 17:18	NP
1,1,2-Trichloroethane	BRL	5.0		ug/L	232045	1	11/02/2016 17:18	NP
1,1-Dichloroethane	BRL	5.0		ug/L	232045	1	11/02/2016 17:18	NP
1,1-Dichloroethene	BRL	5.0		ug/L	232045	1	11/02/2016 17:18	NP
1,2,4-Trichlorobenzene	BRL	5.0		ug/L	232045	1	11/02/2016 17:18	NP
1,2-Dibromo-3-chloropropane	BRL	5.0		ug/L	232045	1	11/02/2016 17:18	NP
1,2-Dibromoethane	BRL	5.0		ug/L	232045	1	11/02/2016 17:18	NP
1,2-Dichlorobenzene	BRL	5.0		ug/L	232045	1	11/02/2016 17:18	NP
1,2-Dichloroethane	BRL	5.0		ug/L	232045	1	11/02/2016 17:18	NP
1,2-Dichloropropane	BRL	5.0		ug/L	232045	1	11/02/2016 17:18	NP
1,3-Dichlorobenzene	BRL	5.0		ug/L	232045	1	11/02/2016 17:18	NP
1,4-Dichlorobenzene	BRL	5.0		ug/L	232045	1	11/02/2016 17:18	NP
2-Butanone	BRL	50		ug/L	232045	1	11/02/2016 17:18	NP
2-Hexanone	BRL	10		ug/L	232045	1	11/02/2016 17:18	NP
4-Methyl-2-pentanone	BRL	10		ug/L	232045	1	11/02/2016 17:18	NP
Acetone	BRL	50		ug/L	232045	1	11/02/2016 17:18	NP
Benzene	BRL	5.0		ug/L	232045	1	11/02/2016 17:18	NP
Bromodichloromethane	BRL	5.0		ug/L	232045	1	11/02/2016 17:18	NP
Bromoform	BRL	5.0		ug/L	232045	1	11/02/2016 17:18	NP
Bromomethane	BRL	5.0		ug/L	232045	1	11/02/2016 17:18	NP
Carbon disulfide	BRL	5.0		ug/L	232045	1	11/02/2016 17:18	NP
Carbon tetrachloride	BRL	5.0		ug/L	232045	1	11/02/2016 17:18	NP
Chlorobenzene	BRL	5.0		ug/L	232045	1	11/02/2016 17:18	NP
Chloroethane	BRL	10		ug/L	232045	1	11/02/2016 17:18	NP
Chloroform	BRL	5.0		ug/L	232045	1	11/02/2016 17:18	NP
Chloromethane	BRL	10		ug/L	232045	1	11/02/2016 17:18	NP
cis-1,2-Dichloroethene	BRL	5.0		ug/L	232045	1	11/02/2016 17:18	NP
cis-1,3-Dichloropropene	BRL	5.0		ug/L	232045	1	11/02/2016 17:18	NP
Cyclohexane	BRL	5.0		ug/L	232045	1	11/02/2016 17:18	NP
Dibromochloromethane	BRL	5.0		ug/L	232045	1	11/02/2016 17:18	NP
Dichlorodifluoromethane	BRL	10		ug/L	232045	1	11/02/2016 17:18	NP
Ethylbenzene	BRL	5.0		ug/L	232045	1	11/02/2016 17:18	NP
Freon-113	BRL	10		ug/L	232045	1	11/02/2016 17:18	NP
Isopropylbenzene	BRL	5.0		ug/L	232045	1	11/02/2016 17:18	NP
m,p-Xylene	BRL	5.0		ug/L	232045	1	11/02/2016 17:18	NP
Methyl acetate	BRL	5.0		ug/L	232045	1	11/02/2016 17:18	NP
Methyl tert-butyl ether	BRL	5.0		ug/L	232045	1	11/02/2016 17:18	NP

Qualifiers:

*	Value exceeds maximum contaminant level	E	Estimated (value above quantitation range)
BRL	Below reporting limit	S	Spike Recovery outside limits due to matrix
H	Holding times for preparation or analysis exceeded	Narr	See case narrative
N	Analyte not NELAC certified	NC	Not confirmed
B	Analyte detected in the associated method blank	<	Less than Result value
>	Greater than Result value	J	Estimated value detected below Reporting Limit

Analytical Environmental Services, Inc

Date: 3-Nov-16

Client:	Environmental Planning Specialists, Inc.	**Client Sample ID:**	16300-MW-53B
Project Name:	Rheem	**Collection Date:**	10/26/2016 2:30:00 PM
Lab ID:	1610M79-004	**Matrix:**	Groundwater

Analyses	Result	Reporting Limit	Qual	Units	BatchID	Dilution Factor	Date Analyzed	Analyst
TCL VOLATILE ORGANICS SW8260B				**(SW5030B)**				
Methylcyclohexane	BRL	5.0		ug/L	232045	1	11/02/2016 17:18	NP
Methylene chloride	BRL	5.0		ug/L	232045	1	11/02/2016 17:18	NP
o-Xylene	BRL	5.0		ug/L	232045	1	11/02/2016 17:18	NP
Styrene	BRL	5.0		ug/L	232045	1	11/02/2016 17:18	NP
Tetrachloroethene	BRL	5.0		ug/L	232045	1	11/02/2016 17:18	NP
Toluene	BRL	5.0		ug/L	232045	1	11/02/2016 17:18	NP
trans-1,2-Dichloroethene	BRL	5.0		ug/L	232045	1	11/02/2016 17:18	NP
trans-1,3-Dichloropropene	BRL	5.0		ug/L	232045	1	11/02/2016 17:18	NP
Trichloroethene	17	5.0		ug/L	232045	1	11/02/2016 17:18	NP
Trichlorofluoromethane	BRL	5.0		ug/L	232045	1	11/02/2016 17:18	NP
Vinyl chloride	BRL	2.0		ug/L	232045	1	11/02/2016 17:18	NP
Surr: 4-Bromofluorobenzene	98.6	70.7-125		%REC	232045	1	11/02/2016 17:18	NP
Surr: Dibromofluoromethane	106	82.2-120		%REC	232045	1	11/02/2016 17:18	NP
Surr: Toluene-d8	101	81.8-120		%REC	232045	1	11/02/2016 17:18	NP
ION SCAN SW9056A								
Nitrate	BRL	0.25		mg/L	R328700	1	10/28/2016 02:25	JW
Sulfate	2.2	1.0		mg/L	R328700	1	10/28/2016 02:25	JW
GC Analysis of Gaseous Samples SOP-RSK 175				**(RSK175)**				
Ethane	BRL	9.0		ug/L	231912	1	10/31/2016 15:36	MD
Ethylene	BRL	7.0		ug/L	231912	1	10/31/2016 15:36	MD
Methane	590	16		ug/L	231912	4	10/31/2016 16:44	MD

Qualifiers:

*	Value exceeds maximum contaminant level	E	Estimated (value above quantitation range)
BRL	Below reporting limit	S	Spike Recovery outside limits due to matrix
H	Holding times for preparation or analysis exceeded	Narr	See case narrative
N	Analyte not NELAC certified	NC	Not confirmed
B	Analyte detected in the associated method blank	<	Less than Result value
>	Greater than Result value	J	Estimated value detected below Reporting Limit

Analytical Environmental Services, Inc

Date: 3-Nov-16

Client:	Environmental Planning Specialists, Inc.	**Client Sample ID:**	16300-MW-53A
Project Name:	Rheem	**Collection Date:**	10/26/2016 2:45:00 PM
Lab ID:	1610M79-005	**Matrix:**	Groundwater

Analyses	Result	Reporting Limit	Qual	Units	BatchID	Dilution Factor	Date Analyzed	Analyst
Total Organic Carbon (TOC) SW9060A								
Organic Carbon, Total	2.32	1.00		mg/L	R328733	1	10/31/2016 20:03	JW
TCL VOLATILE ORGANICS SW8260B				**(SW5030B)**				
1,1,1-Trichloroethane	BRL	5.0		ug/L	232045	1	11/02/2016 16:55	NP
1,1,2,2-Tetrachloroethane	BRL	5.0		ug/L	232045	1	11/02/2016 16:55	NP
1,1,2-Trichloroethane	BRL	5.0		ug/L	232045	1	11/02/2016 16:55	NP
1,1-Dichloroethane	BRL	5.0		ug/L	232045	1	11/02/2016 16:55	NP
1,1-Dichloroethene	BRL	5.0		ug/L	232045	1	11/02/2016 16:55	NP
1,2,4-Trichlorobenzene	BRL	5.0		ug/L	232045	1	11/02/2016 16:55	NP
1,2-Dibromo-3-chloropropane	BRL	5.0		ug/L	232045	1	11/02/2016 16:55	NP
1,2-Dibromoethane	BRL	5.0		ug/L	232045	1	11/02/2016 16:55	NP
1,2-Dichlorobenzene	BRL	5.0		ug/L	232045	1	11/02/2016 16:55	NP
1,2-Dichloroethane	BRL	5.0		ug/L	232045	1	11/02/2016 16:55	NP
1,2-Dichloropropane	BRL	5.0		ug/L	232045	1	11/02/2016 16:55	NP
1,3-Dichlorobenzene	BRL	5.0		ug/L	232045	1	11/02/2016 16:55	NP
1,4-Dichlorobenzene	BRL	5.0		ug/L	232045	1	11/02/2016 16:55	NP
2-Butanone	BRL	50		ug/L	232045	1	11/02/2016 16:55	NP
2-Hexanone	BRL	10		ug/L	232045	1	11/02/2016 16:55	NP
4-Methyl-2-pentanone	BRL	10		ug/L	232045	1	11/02/2016 16:55	NP
Acetone	BRL	50		ug/L	232045	1	11/02/2016 16:55	NP
Benzene	BRL	5.0		ug/L	232045	1	11/02/2016 16:55	NP
Bromodichloromethane	BRL	5.0		ug/L	232045	1	11/02/2016 16:55	NP
Bromoform	BRL	5.0		ug/L	232045	1	11/02/2016 16:55	NP
Bromomethane	BRL	5.0		ug/L	232045	1	11/02/2016 16:55	NP
Carbon disulfide	BRL	5.0		ug/L	232045	1	11/02/2016 16:55	NP
Carbon tetrachloride	BRL	5.0		ug/L	232045	1	11/02/2016 16:55	NP
Chlorobenzene	BRL	5.0		ug/L	232045	1	11/02/2016 16:55	NP
Chloroethane	BRL	10		ug/L	232045	1	11/02/2016 16:55	NP
Chloroform	BRL	5.0		ug/L	232045	1	11/02/2016 16:55	NP
Chloromethane	BRL	10		ug/L	232045	1	11/02/2016 16:55	NP
cis-1,2-Dichloroethene	BRL	5.0		ug/L	232045	1	11/02/2016 16:55	NP
cis-1,3-Dichloropropene	BRL	5.0		ug/L	232045	1	11/02/2016 16:55	NP
Cyclohexane	BRL	5.0		ug/L	232045	1	11/02/2016 16:55	NP
Dibromochloromethane	BRL	5.0		ug/L	232045	1	11/02/2016 16:55	NP
Dichlorodifluoromethane	BRL	10		ug/L	232045	1	11/02/2016 16:55	NP
Ethylbenzene	BRL	5.0		ug/L	232045	1	11/02/2016 16:55	NP
Freon-113	BRL	10		ug/L	232045	1	11/02/2016 16:55	NP
Isopropylbenzene	BRL	5.0		ug/L	232045	1	11/02/2016 16:55	NP
m,p-Xylene	BRL	5.0		ug/L	232045	1	11/02/2016 16:55	NP
Methyl acetate	BRL	5.0		ug/L	232045	1	11/02/2016 16:55	NP
Methyl tert-butyl ether	BRL	5.0		ug/L	232045	1	11/02/2016 16:55	NP

Qualifiers:

*	Value exceeds maximum contaminant level	E	Estimated (value above quantitation range)
BRL	Below reporting limit	S	Spike Recovery outside limits due to matrix
H	Holding times for preparation or analysis exceeded	Narr	See case narrative
N	Analyte not NELAC certified	NC	Not confirmed
B	Analyte detected in the associated method blank	<	Less than Result value
>	Greater than Result value	J	Estimated value detected below Reporting Limit

Analytical Environmental Services, Inc

Date: 3-Nov-16

Client:	Environmental Planning Specialists, Inc.	**Client Sample ID:**	16300-MW-53A
Project Name:	Rheem	**Collection Date:**	10/26/2016 2:45:00 PM
Lab ID:	1610M79-005	**Matrix:**	Groundwater

Analyses	Result	Reporting Limit	Qual	Units	BatchID	Dilution Factor	Date Analyzed	Analyst
TCL VOLATILE ORGANICS SW8260B				**(SW5030B)**				
Methylcyclohexane	BRL	5.0		ug/L	232045	1	11/02/2016 16:55	NP
Methylene chloride	BRL	5.0		ug/L	232045	1	11/02/2016 16:55	NP
o-Xylene	BRL	5.0		ug/L	232045	1	11/02/2016 16:55	NP
Styrene	BRL	5.0		ug/L	232045	1	11/02/2016 16:55	NP
Tetrachloroethene	BRL	5.0		ug/L	232045	1	11/02/2016 16:55	NP
Toluene	BRL	5.0		ug/L	232045	1	11/02/2016 16:55	NP
trans-1,2-Dichloroethene	BRL	5.0		ug/L	232045	1	11/02/2016 16:55	NP
trans-1,3-Dichloropropene	BRL	5.0		ug/L	232045	1	11/02/2016 16:55	NP
Trichloroethene	BRL	5.0		ug/L	232045	1	11/02/2016 16:55	NP
Trichlorofluoromethane	BRL	5.0		ug/L	232045	1	11/02/2016 16:55	NP
Vinyl chloride	BRL	2.0		ug/L	232045	1	11/02/2016 16:55	NP
Surr: 4-Bromofluorobenzene	98.4	70.7-125		%REC	232045	1	11/02/2016 16:55	NP
Surr: Dibromofluoromethane	103	82.2-120		%REC	232045	1	11/02/2016 16:55	NP
Surr: Toluene-d8	101	81.8-120		%REC	232045	1	11/02/2016 16:55	NP
ION SCAN SW9056A								
Nitrate	BRL	0.25		mg/L	R328700	1	10/28/2016 02:40	JW
Sulfate	1.7	1.0		mg/L	R328700	1	10/28/2016 02:40	JW
GC Analysis of Gaseous Samples SOP-RSK 175				**(RSK175)**				
Ethane	10	9.0		ug/L	231912	1	10/31/2016 15:40	MD
Ethylene	BRL	7.0		ug/L	231912	1	10/31/2016 15:40	MD
Methane	2100	80		ug/L	231912	20	10/31/2016 16:48	MD

Qualifiers:

*	Value exceeds maximum contaminant level	E	Estimated (value above quantitation range)
BRL	Below reporting limit	S	Spike Recovery outside limits due to matrix
H	Holding times for preparation or analysis exceeded	Narr	See case narrative
N	Analyte not NELAC certified	NC	Not confirmed
B	Analyte detected in the associated method blank	<	Less than Result value
>	Greater than Result value	J	Estimated value detected below Reporting Limit

Analytical Environmental Services, Inc

Date: 3-Nov-16

Client:	Environmental Planning Specialists, Inc.	**Client Sample ID:**	16300-PZ-1
Project Name:	Rheem	**Collection Date:**	10/26/2016 3:15:00 PM
Lab ID:	1610M79-006	**Matrix:**	Groundwater

Analyses	Result	Reporting Limit	Qual	Units	BatchID	Dilution Factor	Date Analyzed	Analyst
Total Organic Carbon (TOC) SW9060A								
Organic Carbon, Total	1.56	1.00		mg/L	R328733	1	10/31/2016 20:29	JW
TCL VOLATILE ORGANICS SW8260B				**(SW5030B)**				
1,1,1-Trichloroethane	BRL	5.0		ug/L	232045	1	11/02/2016 21:13	NP
1,1,2,2-Tetrachloroethane	BRL	5.0		ug/L	232045	1	11/02/2016 21:13	NP
1,1,2-Trichloroethane	BRL	5.0		ug/L	232045	1	11/02/2016 21:13	NP
1,1-Dichloroethane	BRL	5.0		ug/L	232045	1	11/02/2016 21:13	NP
1,1-Dichloroethene	BRL	5.0		ug/L	232045	1	11/02/2016 21:13	NP
1,2,4-Trichlorobenzene	BRL	5.0		ug/L	232045	1	11/02/2016 21:13	NP
1,2-Dibromo-3-chloropropane	BRL	5.0		ug/L	232045	1	11/02/2016 21:13	NP
1,2-Dibromoethane	BRL	5.0		ug/L	232045	1	11/02/2016 21:13	NP
1,2-Dichlorobenzene	BRL	5.0		ug/L	232045	1	11/02/2016 21:13	NP
1,2-Dichloroethane	BRL	5.0		ug/L	232045	1	11/02/2016 21:13	NP
1,2-Dichloropropane	BRL	5.0		ug/L	232045	1	11/02/2016 21:13	NP
1,3-Dichlorobenzene	BRL	5.0		ug/L	232045	1	11/02/2016 21:13	NP
1,4-Dichlorobenzene	BRL	5.0		ug/L	232045	1	11/02/2016 21:13	NP
2-Butanone	BRL	50		ug/L	232045	1	11/02/2016 21:13	NP
2-Hexanone	BRL	10		ug/L	232045	1	11/02/2016 21:13	NP
4-Methyl-2-pentanone	BRL	10		ug/L	232045	1	11/02/2016 21:13	NP
Acetone	BRL	50		ug/L	232045	1	11/02/2016 21:13	NP
Benzene	BRL	5.0		ug/L	232045	1	11/02/2016 21:13	NP
Bromodichloromethane	BRL	5.0		ug/L	232045	1	11/02/2016 21:13	NP
Bromoform	BRL	5.0		ug/L	232045	1	11/02/2016 21:13	NP
Bromomethane	BRL	5.0		ug/L	232045	1	11/02/2016 21:13	NP
Carbon disulfide	BRL	5.0		ug/L	232045	1	11/02/2016 21:13	NP
Carbon tetrachloride	BRL	5.0		ug/L	232045	1	11/02/2016 21:13	NP
Chlorobenzene	BRL	5.0		ug/L	232045	1	11/02/2016 21:13	NP
Chloroethane	BRL	10		ug/L	232045	1	11/02/2016 21:13	NP
Chloroform	BRL	5.0		ug/L	232045	1	11/02/2016 21:13	NP
Chloromethane	BRL	10		ug/L	232045	1	11/02/2016 21:13	NP
cis-1,2-Dichloroethene	7.6	5.0		ug/L	232045	1	11/02/2016 21:13	NP
cis-1,3-Dichloropropene	BRL	5.0		ug/L	232045	1	11/02/2016 21:13	NP
Cyclohexane	BRL	5.0		ug/L	232045	1	11/02/2016 21:13	NP
Dibromochloromethane	BRL	5.0		ug/L	232045	1	11/02/2016 21:13	NP
Dichlorodifluoromethane	BRL	10		ug/L	232045	1	11/02/2016 21:13	NP
Ethylbenzene	BRL	5.0		ug/L	232045	1	11/02/2016 21:13	NP
Freon-113	BRL	10		ug/L	232045	1	11/02/2016 21:13	NP
Isopropylbenzene	BRL	5.0		ug/L	232045	1	11/02/2016 21:13	NP
m,p-Xylene	BRL	5.0		ug/L	232045	1	11/02/2016 21:13	NP
Methyl acetate	BRL	5.0		ug/L	232045	1	11/02/2016 21:13	NP
Methyl tert-butyl ether	BRL	5.0		ug/L	232045	1	11/02/2016 21:13	NP

Qualifiers:

*	Value exceeds maximum contaminant level	E	Estimated (value above quantitation range)
BRL	Below reporting limit	S	Spike Recovery outside limits due to matrix
H	Holding times for preparation or analysis exceeded	Narr	See case narrative
N	Analyte not NELAC certified	NC	Not confirmed
B	Analyte detected in the associated method blank	<	Less than Result value
>	Greater than Result value	J	Estimated value detected below Reporting Limit

Analytical Environmental Services, Inc

Date: 3-Nov-16

Client:	Environmental Planning Specialists, Inc.	**Client Sample ID:**	16300-PZ-1
Project Name:	Rheem	**Collection Date:**	10/26/2016 3:15:00 PM
Lab ID:	1610M79-006	**Matrix:**	Groundwater

Analyses	Result	Reporting Limit	Qual	Units	BatchID	Dilution Factor	Date Analyzed	Analyst
TCL VOLATILE ORGANICS SW8260B				**(SW5030B)**				
Methylcyclohexane	BRL	5.0		ug/L	232045	1	11/02/2016 21:13	NP
Methylene chloride	BRL	5.0		ug/L	232045	1	11/02/2016 21:13	NP
o-Xylene	BRL	5.0		ug/L	232045	1	11/02/2016 21:13	NP
Styrene	BRL	5.0		ug/L	232045	1	11/02/2016 21:13	NP
Tetrachloroethene	BRL	5.0		ug/L	232045	1	11/02/2016 21:13	NP
Toluene	BRL	5.0		ug/L	232045	1	11/02/2016 21:13	NP
trans-1,2-Dichloroethene	BRL	5.0		ug/L	232045	1	11/02/2016 21:13	NP
trans-1,3-Dichloropropene	BRL	5.0		ug/L	232045	1	11/02/2016 21:13	NP
Trichloroethene	300	50		ug/L	232045	10	11/03/2016 10:44	NP
Trichlorofluoromethane	BRL	5.0		ug/L	232045	1	11/02/2016 21:13	NP
Vinyl chloride	BRL	2.0		ug/L	232045	1	11/02/2016 21:13	NP
Surr: 4-Bromofluorobenzene	97.8	70.7-125		%REC	232045	1	11/02/2016 21:13	NP
Surr: 4-Bromofluorobenzene	97.5	70.7-125		%REC	232045	10	11/03/2016 10:44	NP
Surr: Dibromofluoromethane	104	82.2-120		%REC	232045	1	11/02/2016 21:13	NP
Surr: Dibromofluoromethane	105	82.2-120		%REC	232045	10	11/03/2016 10:44	NP
Surr: Toluene-d8	102	81.8-120		%REC	232045	1	11/02/2016 21:13	NP
Surr: Toluene-d8	103	81.8-120		%REC	232045	10	11/03/2016 10:44	NP
ION SCAN SW9056A								
Nitrate	1.8	0.25		mg/L	R328700	1	10/28/2016 02:55	JW
Sulfate	3.5	1.0		mg/L	R328700	1	10/28/2016 02:55	JW
GC Analysis of Gaseous Samples SOP-RSK 175				**(RSK175)**				
Ethane	BRL	9.0		ug/L	231912	1	10/31/2016 15:45	MD
Ethylene	BRL	7.0		ug/L	231912	1	10/31/2016 15:45	MD
Methane	4.1	4.0		ug/L	231912	1	10/31/2016 15:45	MD

Qualifiers:

*	Value exceeds maximum contaminant level	E	Estimated (value above quantitation range)
BRL	Below reporting limit	S	Spike Recovery outside limits due to matrix
H	Holding times for preparation or analysis exceeded	Narr	See case narrative
N	Analyte not NELAC certified	NC	Not confirmed
B	Analyte detected in the associated method blank	<	Less than Result value
>	Greater than Result value	J	Estimated value detected below Reporting Limit

Analytical Environmental Services, Inc

Date: 3-Nov-16

Client:	Environmental Planning Specialists, Inc.	**Client Sample ID:**	16300- Trip Blank
Project Name:	Rheem	**Collection Date:**	10/26/2016
Lab ID:	1610M79-007	**Matrix:**	Aqueous

Analyses	Result	Reporting Limit	Qual	Units	BatchID	Dilution Factor	Date Analyzed	Analyst
TCL VOLATILE ORGANICS SW8260B				**(SW5030B)**				
1,1,1-Trichloroethane	BRL	5.0		ug/L	232045	1	10/31/2016 16:53	BN
1,1,2,2-Tetrachloroethane	BRL	5.0		ug/L	232045	1	10/31/2016 16:53	BN
1,1,2-Trichloroethane	BRL	5.0		ug/L	232045	1	10/31/2016 16:53	BN
1,1-Dichloroethane	BRL	5.0		ug/L	232045	1	10/31/2016 16:53	BN
1,1-Dichloroethene	BRL	5.0		ug/L	232045	1	10/31/2016 16:53	BN
1,2,4-Trichlorobenzene	BRL	5.0		ug/L	232045	1	10/31/2016 16:53	BN
1,2-Dibromo-3-chloropropane	BRL	5.0		ug/L	232045	1	10/31/2016 16:53	BN
1,2-Dibromoethane	BRL	5.0		ug/L	232045	1	10/31/2016 16:53	BN
1,2-Dichlorobenzene	BRL	5.0		ug/L	232045	1	10/31/2016 16:53	BN
1,2-Dichloroethane	BRL	5.0		ug/L	232045	1	10/31/2016 16:53	BN
1,2-Dichloropropane	BRL	5.0		ug/L	232045	1	10/31/2016 16:53	BN
1,3-Dichlorobenzene	BRL	5.0		ug/L	232045	1	10/31/2016 16:53	BN
1,4-Dichlorobenzene	BRL	5.0		ug/L	232045	1	10/31/2016 16:53	BN
2-Butanone	BRL	50		ug/L	232045	1	10/31/2016 16:53	BN
2-Hexanone	BRL	10		ug/L	232045	1	10/31/2016 16:53	BN
4-Methyl-2-pentanone	BRL	10		ug/L	232045	1	10/31/2016 16:53	BN
Acetone	BRL	50		ug/L	232045	1	10/31/2016 16:53	BN
Benzene	BRL	5.0		ug/L	232045	1	10/31/2016 16:53	BN
Bromodichloromethane	BRL	5.0		ug/L	232045	1	10/31/2016 16:53	BN
Bromoform	BRL	5.0		ug/L	232045	1	10/31/2016 16:53	BN
Bromomethane	BRL	5.0		ug/L	232045	1	10/31/2016 16:53	BN
Carbon disulfide	BRL	5.0		ug/L	232045	1	10/31/2016 16:53	BN
Carbon tetrachloride	BRL	5.0		ug/L	232045	1	10/31/2016 16:53	BN
Chlorobenzene	BRL	5.0		ug/L	232045	1	10/31/2016 16:53	BN
Chloroethane	BRL	10		ug/L	232045	1	10/31/2016 16:53	BN
Chloroform	BRL	5.0		ug/L	232045	1	10/31/2016 16:53	BN
Chloromethane	BRL	10		ug/L	232045	1	10/31/2016 16:53	BN
cis-1,2-Dichloroethene	BRL	5.0		ug/L	232045	1	10/31/2016 16:53	BN
cis-1,3-Dichloropropene	BRL	5.0		ug/L	232045	1	10/31/2016 16:53	BN
Cyclohexane	BRL	5.0		ug/L	232045	1	10/31/2016 16:53	BN
Dibromochloromethane	BRL	5.0		ug/L	232045	1	10/31/2016 16:53	BN
Dichlorodifluoromethane	BRL	10		ug/L	232045	1	10/31/2016 16:53	BN
Ethylbenzene	BRL	5.0		ug/L	232045	1	10/31/2016 16:53	BN
Freon-113	BRL	10		ug/L	232045	1	10/31/2016 16:53	BN
Isopropylbenzene	BRL	5.0		ug/L	232045	1	10/31/2016 16:53	BN
m,p-Xylene	BRL	5.0		ug/L	232045	1	10/31/2016 16:53	BN
Methyl acetate	BRL	5.0		ug/L	232045	1	10/31/2016 16:53	BN
Methyl tert-butyl ether	BRL	5.0		ug/L	232045	1	10/31/2016 16:53	BN
Methylcyclohexane	BRL	5.0		ug/L	232045	1	10/31/2016 16:53	BN
Methylene chloride	BRL	5.0		ug/L	232045	1	10/31/2016 16:53	BN
o-Xylene	BRL	5.0		ug/L	232045	1	10/31/2016 16:53	BN

Qualifiers:

*	Value exceeds maximum contaminant level	E	Estimated (value above quantitation range)
BRL	Below reporting limit	S	Spike Recovery outside limits due to matrix
H	Holding times for preparation or analysis exceeded	Narr	See case narrative
N	Analyte not NELAC certified	NC	Not confirmed
B	Analyte detected in the associated method blank	<	Less than Result value
>	Greater than Result value	J	Estimated value detected below Reporting Limit

Analytical Environmental Services, Inc

Date: 3-Nov-16

Client:	Environmental Planning Specialists, Inc.	**Client Sample ID:**	16300- Trip Blank
Project Name:	Rheem	**Collection Date:**	10/26/2016
Lab ID:	1610M79-007	**Matrix:**	Aqueous

Analyses	Result	Reporting Limit	Qual	Units	BatchID	Dilution Factor	Date Analyzed	Analyst
TCL VOLATILE ORGANICS SW8260B				**(SW5030B)**				
Styrene	BRL	5.0		ug/L	232045	1	10/31/2016 16:53	BN
Tetrachloroethene	BRL	5.0		ug/L	232045	1	10/31/2016 16:53	BN
Toluene	BRL	5.0		ug/L	232045	1	10/31/2016 16:53	BN
trans-1,2-Dichloroethene	BRL	5.0		ug/L	232045	1	10/31/2016 16:53	BN
trans-1,3-Dichloropropene	BRL	5.0		ug/L	232045	1	10/31/2016 16:53	BN
Trichloroethene	BRL	5.0		ug/L	232045	1	10/31/2016 16:53	BN
Trichlorofluoromethane	BRL	5.0		ug/L	232045	1	10/31/2016 16:53	BN
Vinyl chloride	BRL	2.0		ug/L	232045	1	10/31/2016 16:53	BN
Surr: 4-Bromofluorobenzene	87.7	70.7-125		%REC	232045	1	10/31/2016 16:53	BN
Surr: Dibromofluoromethane	98.7	82.2-120		%REC	232045	1	10/31/2016 16:53	BN
Surr: Toluene-d8	93.6	81.8-120		%REC	232045	1	10/31/2016 16:53	BN

Qualifiers:

*	Value exceeds maximum contaminant level	E	Estimated (value above quantitation range)
BRL	Below reporting limit	S	Spike Recovery outside limits due to matrix
H	Holding times for preparation or analysis exceeded	Narr	See case narrative
N	Analyte not NELAC certified	NC	Not confirmed
B	Analyte detected in the associated method blank	<	Less than Result value
>	Greater than Result value	J	Estimated value detected below Reporting Limit

Analytical Environmental Services, Inc.

Sample/Cooler Receipt Checklist

Client EPS INC. Work Order Number 1610M79

Checklist completed by Shontie Farmer 10/27/2016
Signature Date

Carrier name: FedEx ✓ UPS __ Courier __ Client __ US Mail __ Other _____

Shipping container/cooler in good condition? Yes ✓ No __ Not Present __

Custody seals intact on shipping container/cooler? Yes ✓ No __ Not Present __

Custody seals intact on sample bottles? Yes __ No __ Not Present ✓

Container/Temp Blank temperature in compliance? (0°≤6°C)* Yes ✓ No __

Cooler #1 4.7°C Cooler #2 _____ Cooler #3 _____ Cooler #4 _____ Cooler#5 _____ Cooler #6 _____

Chain of custody present? Yes ✓ No __

Chain of custody signed when relinquished and received? Yes ✓ No __

Chain of custody agrees with sample labels? Yes ✓ No __

Samples in proper container/bottle? Yes ✓ No __

Sample containers intact? Yes ✓ No __

Sufficient sample volume for indicated test? Yes ✓ No __

All samples received within holding time? Yes ✓ No __

Was TAT marked on the COC? Yes ✓ No __

Proceed with Standard TAT as per project history? Yes __ No __ Not Applicable ✓

Water - VOA vials have zero headspace? No VOA vials submitted __ Yes ✓ No __

Water - pH acceptable upon receipt? Yes ✓ No __ Not Applicable __

Adjusted? _____ Checked by KF

Sample Condition: Good ✓ Other(Explain) _____

(For diffusive samples or AIHA lead) Is a known blank included? Yes __ No ✓

See Case Narrative for resolution of the Non-Conformance.

* Samples do not have to comply with the given range for certain parameters.

\\Aes_server\I\Sample Receipt\My Documents\COCs and pH Adjustment Sheet\Sample_Cooler_Recipt_Checklist_Rev1.rtf

Analytical Environmental Services, Inc

Date: 4-Nov-16

Client: Environmental Planning Specialists, Inc.
Project Name: Rheem
Lab Order: 1610M79

Dates Report

Lab Sample ID	Client Sample ID	Collection Date	Matrix	Test Name	TCLP Date	Prep Date	Analysis Date
1610M79-001A	16300-MW-1	10/26/2016 10:25:00AM	Groundwater	TCL VOLATILE ORGANICS		10/31/2016 10:32:00 AM	11/02/2016
1610M79-001B	16300-MW-1	10/26/2016 10:25:00AM	Groundwater	GC Analysis of Gaseous Samples		10/31/2016 12:30:46 PM	10/31/2016
1610M79-001C	16300-MW-1	10/26/2016 10:25:00AM	Groundwater	ION SCAN			10/28/2016
1610M79-001D	16300-MW-1	10/26/2016 10:25:00AM	Groundwater	Total Organic Carbon (TOC)			10/31/2016
1610M79-002A	16300-MW-5	10/26/2016 11:45:00AM	Groundwater	TCL VOLATILE ORGANICS		10/31/2016 10:32:00 AM	11/03/2016
1610M79-002B	16300-MW-5	10/26/2016 11:45:00AM	Groundwater	GC Analysis of Gaseous Samples		10/31/2016 12:30:46 PM	10/31/2016
1610M79-002C	16300-MW-5	10/26/2016 11:45:00AM	Groundwater	ION SCAN			10/28/2016
1610M79-002D	16300-MW-5	10/26/2016 11:45:00AM	Groundwater	Total Organic Carbon (TOC)			10/31/2016
1610M79-003A	16300-MW-53C	10/26/2016 2:10:00PM	Groundwater	TCL VOLATILE ORGANICS		10/31/2016 10:32:00 AM	11/03/2016
1610M79-003B	16300-MW-53C	10/26/2016 2:10:00PM	Groundwater	GC Analysis of Gaseous Samples		10/31/2016 12:30:46 PM	10/31/2016
1610M79-003C	16300-MW-53C	10/26/2016 2:10:00PM	Groundwater	ION SCAN			10/28/2016
1610M79-003D	16300-MW-53C	10/26/2016 2:10:00PM	Groundwater	Total Organic Carbon (TOC)			10/31/2016
1610M79-004A	16300-MW-53B	10/26/2016 2:30:00PM	Groundwater	TCL VOLATILE ORGANICS		10/31/2016 10:32:00 AM	11/02/2016
1610M79-004B	16300-MW-53B	10/26/2016 2:30:00PM	Groundwater	GC Analysis of Gaseous Samples		10/31/2016 12:30:46 PM	10/31/2016
1610M79-004C	16300-MW-53B	10/26/2016 2:30:00PM	Groundwater	ION SCAN			10/28/2016
1610M79-004D	16300-MW-53B	10/26/2016 2:30:00PM	Groundwater	Total Organic Carbon (TOC)			10/31/2016
1610M79-005A	16300-MW-53A	10/26/2016 2:45:00PM	Groundwater	TCL VOLATILE ORGANICS		10/31/2016 10:32:00 AM	11/02/2016
1610M79-005B	16300-MW-53A	10/26/2016 2:45:00PM	Groundwater	GC Analysis of Gaseous Samples		10/31/2016 12:30:46 PM	10/31/2016
1610M79-005C	16300-MW-53A	10/26/2016 2:45:00PM	Groundwater	ION SCAN			10/28/2016
1610M79-005D	16300-MW-53A	10/26/2016 2:45:00PM	Groundwater	Total Organic Carbon (TOC)			10/31/2016
1610M79-006A	16300-PZ-1	10/26/2016 3:15:00PM	Groundwater	TCL VOLATILE ORGANICS		10/31/2016 10:32:00 AM	11/02/2016
1610M79-006A	16300-PZ-1	10/26/2016 3:15:00PM	Groundwater	TCL VOLATILE ORGANICS		10/31/2016 10:32:00 AM	11/03/2016
1610M79-006B	16300-PZ-1	10/26/2016 3:15:00PM	Groundwater	GC Analysis of Gaseous Samples		10/31/2016 12:30:46 PM	10/31/2016
1610M79-006C	16300-PZ-1	10/26/2016 3:15:00PM	Groundwater	ION SCAN			10/28/2016
1610M79-006D	16300-PZ-1	10/26/2016 3:15:00PM	Groundwater	Total Organic Carbon (TOC)			10/31/2016
1610M79-007A	16300- Trip Blank	10/26/2016 12:00:00AM	Aqueous	TCL VOLATILE ORGANICS		10/31/2016 10:32:00 AM	10/31/2016

Client: Environmental Planning Specialists, Inc.
Project Name: Rheem
Workorder: 1610M79

ANALYTICAL QC SUMMARY REPORT

BatchID: 231912

Sample ID: **MB-231912** Client ID: Units: **ug/L** Prep Date: **10/31/2016** Run No: **328702**
SampleType: **MBLK** TestCode: **GC Analysis of Gaseous Samples SOP-RSK 175** BatchID: **231912** Analysis Date: **10/31/2016** Seq No: **7133479**

Analyte	Result	RPT Limit	SPK value	SPK Ref Val	%REC	Low Limit	High Limit	RPD Ref Val	%RPD	RPD Limit	Qual
Ethane	BRL	9.0									
Ethylene	BRL	7.0									
Methane	BRL	4.0									

Sample ID: **LCS-231912** Client ID: Units: **ug/L** Prep Date: **10/31/2016** Run No: **328702**
SampleType: **LCS** TestCode: **GC Analysis of Gaseous Samples SOP-RSK 175** BatchID: **231912** Analysis Date: **10/31/2016** Seq No: **7133480**

Analyte	Result	RPT Limit	SPK value	SPK Ref Val	%REC	Low Limit	High Limit	RPD Ref Val	%RPD	RPD Limit	Qual
Ethane	140.2	9.0	200.0		70.1	40.9	115				
Ethylene	91.40	7.0	200.0		45.7	26.8	115				
Methane	149.9	4.0	200.0		75.0	45.9	115				

Sample ID: **LCSD-231912** Client ID: Units: **ug/L** Prep Date: **10/31/2016** Run No: **328702**
SampleType: **LCSD** TestCode: **GC Analysis of Gaseous Samples SOP-RSK 175** BatchID: **231912** Analysis Date: **10/31/2016** Seq No: **7133481**

Analyte	Result	RPT Limit	SPK value	SPK Ref Val	%REC	Low Limit	High Limit	RPD Ref Val	%RPD	RPD Limit	Qual
Ethane	135.2	9.0	200.0		67.6	40.9	115	140.2	3.65	20	
Ethylene	90.66	7.0	200.0		45.3	26.8	115	91.40	0.823	20	
Methane	147.1	4.0	200.0		73.6	45.9	115	149.9	1.91	20	

Sample ID: **1610N59-001BMS** Client ID: Units: **ug/L** Prep Date: **10/31/2016** Run No: **328703**
SampleType: **MS** TestCode: **GC Analysis of Gaseous Samples SOP-RSK 175** BatchID: **231912** Analysis Date: **11/01/2016** Seq No: **7133508**

Analyte	Result	RPT Limit	SPK value	SPK Ref Val	%REC	Low Limit	High Limit	RPD Ref Val	%RPD	RPD Limit	Qual
Ethane	107.0	9.0	200.0	14.30	46.3	40.5	115				
Ethylene	61.86	7.0	200.0		30.9	23	115				

Qualifiers:

>	Greater than Result value	<	Less than Result value	B	Analyte detected in the associated method blank
BRL	Below reporting limit	E	Estimated (value above quantitation range)	H	Holding times for preparation or analysis exceeded
J	Estimated value detected below Reporting Limit	N	Analyte not NELAC certified	R	RPD outside limits due to matrix
Rpt Lim	Reporting Limit	S	Spike Recovery outside limits due to matrix		

Client: Environmental Planning Specialists, Inc.
Project Name: Rheem
Workorder: 1610M79

ANALYTICAL QC SUMMARY REPORT

BatchID: **231912**

Sample ID: **1610N59-001BMS** Client ID: Units: **ug/L** Prep Date: **10/31/2016** Run No: **328703**
SampleType: **MS** TestCode: **GC Analysis of Gaseous Samples SOP-RSK 175** BatchID: **231912** Analysis Date: **11/01/2016** Seq No: **7133510**

Analyte	Result	RPT Limit	SPK value	SPK Ref Val	%REC	Low Limit	High Limit	RPD Ref Val	%RPD	RPD Limit	Qual
Methane	19310	400	200.0	23790	-2240	40	115				S

Sample ID: **1610N59-001BMSD** Client ID: Units: **ug/L** Prep Date: **10/31/2016** Run No: **328703**
SampleType: **MSD** TestCode: **GC Analysis of Gaseous Samples SOP-RSK 175** BatchID: **231912** Analysis Date: **11/01/2016** Seq No: **7133509**

Analyte	Result	RPT Limit	SPK value	SPK Ref Val	%REC	Low Limit	High Limit	RPD Ref Val	%RPD	RPD Limit	Qual
Ethane	109.7	9.0	200.0	14.30	47.7	40.5	115	107.0	2.50	20	
Ethylene	64.44	7.0	200.0		32.2	23	115	61.86	4.09	20	

Sample ID: **1610N59-001BMSD** Client ID: Units: **ug/L** Prep Date: **10/31/2016** Run No: **328703**
SampleType: **MSD** TestCode: **GC Analysis of Gaseous Samples SOP-RSK 175** BatchID: **231912** Analysis Date: **11/01/2016** Seq No: **7133511**

Analyte	Result	RPT Limit	SPK value	SPK Ref Val	%REC	Low Limit	High Limit	RPD Ref Val	%RPD	RPD Limit	Qual
Methane	20080	400	200.0	23790	-1850	40	115	19310	3.91	20	S

Qualifiers:

>	Greater than Result value	<	Less than Result value	B	Analyte detected in the associated method blank
BRL	Below reporting limit	E	Estimated (value above quantitation range)	H	Holding times for preparation or analysis exceeded
J	Estimated value detected below Reporting Limit	N	Analyte not NELAC certified	R	RPD outside limits due to matrix
Rpt Lim	Reporting Limit	S	Spike Recovery outside limits due to matrix		

Analytical Environmental Services, Inc

Date: 3-Nov-16

Client: Environmental Planning Specialists, Inc.
Project Name: Rheem
Workorder: 1610M79

ANALYTICAL QC SUMMARY REPORT

BatchID: 232045

Sample ID: **MB-232045** Client ID: Units: **ug/L** Prep Date: **10/31/2016** Run No: **328616**
SampleType: **MBLK** TestCode: **TCL VOLATILE ORGANICS SW8260B** BatchID: **232045** Analysis Date: **10/31/2016** Seq No: **7130827**

Analyte	Result	RPT Limit	SPK value	SPK Ref Val	%REC	Low Limit	High Limit	RPD Ref Val	%RPD	RPD Limit	Qual
1,1,1-Trichloroethane	BRL	5.0									
1,1,2,2-Tetrachloroethane	BRL	5.0									
1,1,2-Trichloroethane	BRL	5.0									
1,1-Dichloroethane	BRL	5.0									
1,1-Dichloroethene	BRL	5.0									
1,2,4-Trichlorobenzene	BRL	5.0									
1,2-Dibromo-3-chloropropane	BRL	5.0									
1,2-Dibromoethane	BRL	5.0									
1,2-Dichlorobenzene	BRL	5.0									
1,2-Dichloroethane	BRL	5.0									
1,2-Dichloropropane	BRL	5.0									
1,3-Dichlorobenzene	BRL	5.0									
1,4-Dichlorobenzene	BRL	5.0									
2-Butanone	BRL	50									
2-Hexanone	BRL	10									
4-Methyl-2-pentanone	BRL	10									
Acetone	BRL	50									
Benzene	BRL	5.0									
Bromodichloromethane	BRL	5.0									
Bromoform	BRL	5.0									
Bromomethane	BRL	5.0									
Carbon disulfide	BRL	5.0									
Carbon tetrachloride	BRL	5.0									
Chlorobenzene	BRL	5.0									
Chloroethane	BRL	10									
Chloroform	BRL	5.0									
Chloromethane	BRL	10									

Qualifiers:

>	Greater than Result value	<	Less than Result value	B	Analyte detected in the associated method blank
BRL	Below reporting limit	E	Estimated (value above quantitation range)	H	Holding times for preparation or analysis exceeded
J	Estimated value detected below Reporting Limit	N	Analyte not NELAC certified	R	RPD outside limits due to matrix
Rpt Lim	Reporting Limit	S	Spike Recovery outside limits due to matrix		

Client: Environmental Planning Specialists, Inc.
Project Name: Rheem
Workorder: 1610M79

ANALYTICAL QC SUMMARY REPORT

BatchID: 232045

Sample ID: **MB-232045** Client ID: Units: **ug/L** Prep Date: **10/31/2016** Run No: **328616**
SampleType: **MBLK** TestCode: **TCL VOLATILE ORGANICS SW8260B** BatchID: **232045** Analysis Date: **10/31/2016** Seq No: **7130827**

Analyte	Result	RPT Limit	SPK value	SPK Ref Val	%REC	Low Limit	High Limit	RPD Ref Val	%RPD	RPD Limit	Qual
cis-1,2-Dichloroethene	BRL	5.0									
cis-1,3-Dichloropropene	BRL	5.0									
Cyclohexane	BRL	5.0									
Dibromochloromethane	BRL	5.0									
Dichlorodifluoromethane	BRL	10									
Ethylbenzene	BRL	5.0									
Freon-113	BRL	10									
Isopropylbenzene	BRL	5.0									
m,p-Xylene	BRL	5.0									
Methyl acetate	BRL	5.0									
Methyl tert-butyl ether	BRL	5.0									
Methylcyclohexane	BRL	5.0									
Methylene chloride	BRL	5.0									
o-Xylene	BRL	5.0									
Styrene	BRL	5.0									
Tetrachloroethene	BRL	5.0									
Toluene	BRL	5.0									
trans-1,2-Dichloroethene	BRL	5.0									
trans-1,3-Dichloropropene	BRL	5.0									
Trichloroethene	BRL	5.0									
Trichlorofluoromethane	BRL	5.0									
Vinyl chloride	BRL	2.0									
Surr: 4-Bromofluorobenzene	45.73	0	50.00		91.5	70.7	125				
Surr: Dibromofluoromethane	51.04	0	50.00		102	82.2	120				
Surr: Toluene-d8	48.13	0	50.00		96.3	81.8	120				

Qualifiers:

>	Greater than Result value	<	Less than Result value	B	Analyte detected in the associated method blank
BRL	Below reporting limit	E	Estimated (value above quantitation range)	H	Holding times for preparation or analysis exceeded
J	Estimated value detected below Reporting Limit	N	Analyte not NELAC certified	R	RPD outside limits due to matrix
Rpt Lim	Reporting Limit	S	Spike Recovery outside limits due to matrix		

Client: Environmental Planning Specialists, Inc.
Project Name: Rheem
Workorder: 1610M79

ANALYTICAL QC SUMMARY REPORT

BatchID: 232045

Sample ID: **LCS-232045** Client ID: Units: **ug/L** Prep Date: **10/31/2016** Run No: **328616**
SampleType: **LCS** TestCode: **TCL VOLATILE ORGANICS SW8260B** BatchID: **232045** Analysis Date: **10/31/2016** Seq No: **7130826**

Analyte	Result	RPT Limit	SPK value	SPK Ref Val	%REC	Low Limit	High Limit	RPD Ref Val	%RPD	RPD Limit	Qual
1,1-Dichloroethene	51.46	5.0	50.00		103	65.3	137				
Benzene	49.58	5.0	50.00		99.2	74.9	123				
Chlorobenzene	49.41	5.0	50.00		98.8	73.9	124				
Toluene	52.35	5.0	50.00		105	75	124				
Trichloroethene	50.22	5.0	50.00		100	73.1	128				
Surr: 4-Bromofluorobenzene	46.25	0	50.00		92.5	70.7	125				
Surr: Dibromofluoromethane	53.31	0	50.00		107	82.2	120				
Surr: Toluene-d8	50.06	0	50.00		100	81.8	120				

Sample ID: **1610M79-001AMS** Client ID: **16300-MW-1** Units: **ug/L** Prep Date: **10/31/2016** Run No: **328616**
SampleType: **MS** TestCode: **TCL VOLATILE ORGANICS SW8260B** BatchID: **232045** Analysis Date: **10/31/2016** Seq No: **7132771**

Analyte	Result	RPT Limit	SPK value	SPK Ref Val	%REC	Low Limit	High Limit	RPD Ref Val	%RPD	RPD Limit	Qual
1,1-Dichloroethene	221100	25000	250000		88.4	60	150				
Benzene	245900	25000	250000		98.4	70.1	132				
Chlorobenzene	246000	25000	250000		98.4	70.9	131				
Toluene	266700	25000	250000		107	70.1	133				
Trichloroethene	266900	25000	250000	13200	101	70	136				
Surr: 4-Bromofluorobenzene	223500	0	250000		89.4	70.7	125				
Surr: Dibromofluoromethane	249500	0	250000		99.8	82.2	120				
Surr: Toluene-d8	239000	0	250000		95.6	81.8	120				

Sample ID: **1610M79-001AMSD** Client ID: **16300-MW-1** Units: **ug/L** Prep Date: **10/31/2016** Run No: **328616**
SampleType: **MSD** TestCode: **TCL VOLATILE ORGANICS SW8260B** BatchID: **232045** Analysis Date: **10/31/2016** Seq No: **7132772**

Analyte	Result	RPT Limit	SPK value	SPK Ref Val	%REC	Low Limit	High Limit	RPD Ref Val	%RPD	RPD Limit	Qual
1,1-Dichloroethene	260400	25000	250000		104	60	150	221100	16.3	17.7	
Benzene	244300	25000	250000		97.7	70.1	132	245900	0.673	20	

Qualifiers:

>	Greater than Result value	<	Less than Result value	B	Analyte detected in the associated method blank
BRL	Below reporting limit	E	Estimated (value above quantitation range)	H	Holding times for preparation or analysis exceeded
J	Estimated value detected below Reporting Limit	N	Analyte not NELAC certified	R	RPD outside limits due to matrix
Rpt Lim	Reporting Limit	S	Spike Recovery outside limits due to matrix		

Analytical Environmental Services, Inc

Date: 3-Nov-16

Client: Environmental Planning Specialists, Inc.
Project Name: Rheem
Workorder: 1610M79

ANALYTICAL QC SUMMARY REPORT

BatchID: 232045

Sample ID: **1610M79-001AMSD** Client ID: **16300-MW-1** Units: **ug/L** Prep Date: **10/31/2016** Run No: **328616**
SampleType: **MSD** TestCode: **TCL VOLATILE ORGANICS SW8260B** BatchID: **232045** Analysis Date: **10/31/2016** Seq No: **7132772**

Analyte	Result	RPT Limit	SPK value	SPK Ref Val	%REC	Low Limit	High Limit	RPD Ref Val	%RPD	RPD Limit	Qual
Chlorobenzene	240100	25000	250000		96.0	70.9	131	246000	2.43	20	
Toluene	263800	25000	250000		106	70.1	133	266700	1.07	20	
Trichloroethene	258900	25000	250000	13200	98.3	70	136	266900	3.04	20	
Surr: 4-Bromofluorobenzene	222800	0	250000		89.1	70.7	125	223500	0	0	
Surr: Dibromofluoromethane	267700	0	250000		107	82.2	120	249500	0	0	
Surr: Toluene-d8	248100	0	250000		99.2	81.8	120	239000	0	0	

Qualifiers:

>	Greater than Result value	<	Less than Result value	B	Analyte detected in the associated method blank
BRL	Below reporting limit	E	Estimated (value above quantitation range)	H	Holding times for preparation or analysis exceeded
J	Estimated value detected below Reporting Limit	N	Analyte not NELAC certified	R	RPD outside limits due to matrix
Rpt Lim	Reporting Limit	S	Spike Recovery outside limits due to matrix		

Client: Environmental Planning Specialists, Inc.
Project Name: Rheem
Workorder: 1610M79

ANALYTICAL QC SUMMARY REPORT

BatchID: R328700

Sample ID: **MB-R328700** Client ID: Units: **mg/L** Prep Date: Run No: **328700**
SampleType: **MBLK** TestCode: **ION SCAN SW9056A** BatchID: **R328700** Analysis Date: **10/27/2016** Seq No: **7133390**

Analyte	Result	RPT Limit	SPK value	SPK Ref Val	%REC	Low Limit	High Limit	RPD Ref Val	%RPD	RPD Limit	Qual
Nitrate	BRL	0.25									
Sulfate	BRL	1.0									

Sample ID: **LCS-R328700** Client ID: Units: **mg/L** Prep Date: Run No: **328700**
SampleType: **LCS** TestCode: **ION SCAN SW9056A** BatchID: **R328700** Analysis Date: **10/27/2016** Seq No: **7133389**

Analyte	Result	RPT Limit	SPK value	SPK Ref Val	%REC	Low Limit	High Limit	RPD Ref Val	%RPD	RPD Limit	Qual
Nitrate	5.136	0.25	5.000		103	90	110				
Sulfate	25.57	1.0	25.00		102	90	110				

Sample ID: **1610M87-001AMS** Client ID: Units: **mg/L** Prep Date: Run No: **328700**
SampleType: **MS** TestCode: **ION SCAN SW9056A** BatchID: **R328700** Analysis Date: **10/27/2016** Seq No: **7133401**

Analyte	Result	RPT Limit	SPK value	SPK Ref Val	%REC	Low Limit	High Limit	RPD Ref Val	%RPD	RPD Limit	Qual
Nitrate	73.85	2.5	50.00	21.36	105	90	110				
Sulfate	252.6	10	250.0	6.653	98.4	90	110				

Sample ID: **1610M87-002AMS** Client ID: Units: **mg/L** Prep Date: Run No: **328700**
SampleType: **MS** TestCode: **ION SCAN SW9056A** BatchID: **R328700** Analysis Date: **10/28/2016** Seq No: **7133404**

Analyte	Result	RPT Limit	SPK value	SPK Ref Val	%REC	Low Limit	High Limit	RPD Ref Val	%RPD	RPD Limit	Qual
Nitrate	50.84	2.5	50.00	1.231	99.2	90	110				
Sulfate	251.1	10	250.0	1.428	99.9	90	110				

Sample ID: **1610M87-001AMSD** Client ID: Units: **mg/L** Prep Date: Run No: **328700**
SampleType: **MSD** TestCode: **ION SCAN SW9056A** BatchID: **R328700** Analysis Date: **10/27/2016** Seq No: **7133402**

Analyte	Result	RPT Limit	SPK value	SPK Ref Val	%REC	Low Limit	High Limit	RPD Ref Val	%RPD	RPD Limit	Qual
Nitrate	74.24	2.5	50.00	21.36	106	90	110	73.85	0.536	20	

Qualifiers:

>	Greater than Result value	<	Less than Result value	B	Analyte detected in the associated method blank
BRL	Below reporting limit	E	Estimated (value above quantitation range)	H	Holding times for preparation or analysis exceeded
J	Estimated value detected below Reporting Limit	N	Analyte not NELAC certified	R	RPD outside limits due to matrix
Rpt Lim	Reporting Limit	S	Spike Recovery outside limits due to matrix		

Analytical Environmental Services, Inc

Date: 3-Nov-16

Client: Environmental Planning Specialists, Inc.
Project Name: Rheem
Workorder: 1610M79

ANALYTICAL QC SUMMARY REPORT

BatchID: **R328700**

Sample ID: **1610M87-001AMSD** Client ID: Units: **mg/L** Prep Date: Run No: **328700**
SampleType: **MSD** TestCode: **ION SCAN SW9056A** BatchID: **R328700** Analysis Date: **10/27/2016** Seq No: **7133402**

Analyte	Result	RPT Limit	SPK value	SPK Ref Val	%REC	Low Limit	High Limit	RPD Ref Val	%RPD	RPD Limit	Qual
Sulfate	254.7	10	250.0	6.653	99.2	90	110	252.6	0.802	20	

Qualifiers:

>	Greater than Result value	<	Less than Result value	B	Analyte detected in the associated method blank
BRL	Below reporting limit	E	Estimated (value above quantitation range)	H	Holding times for preparation or analysis exceeded
J	Estimated value detected below Reporting Limit	N	Analyte not NELAC certified	R	RPD outside limits due to matrix
Rpt Lim	Reporting Limit	S	Spike Recovery outside limits due to matrix		

Client: Environmental Planning Specialists, Inc.
Project Name: Rheem
Workorder: 1610M79

ANALYTICAL QC SUMMARY REPORT

BatchID: R328733

Sample ID: **MB-R328733** Client ID: Units: **mg/L** Prep Date: Run No: **328733**
SampleType: **MBLK** TestCode: **Total Organic Carbon (TOC) SW9060A** BatchID: **R328733** Analysis Date: **10/31/2016** Seq No: **7134199**

Analyte	Result	RPT Limit	SPK value	SPK Ref Val	%REC	Low Limit	High Limit	RPD Ref Val	%RPD	RPD Limit	Qual
Organic Carbon, Total	BRL	1.00									

Sample ID: **LCS-R328733** Client ID: Units: **mg/L** Prep Date: Run No: **328733**
SampleType: **LCS** TestCode: **Total Organic Carbon (TOC) SW9060A** BatchID: **R328733** Analysis Date: **10/31/2016** Seq No: **7134198**

Analyte	Result	RPT Limit	SPK value	SPK Ref Val	%REC	Low Limit	High Limit	RPD Ref Val	%RPD	RPD Limit	Qual
Organic Carbon, Total	25.60	1.00	25.00		102	90	110				

Sample ID: **1610L27-003DMS** Client ID: Units: **mg/L** Prep Date: Run No: **328733**
SampleType: **MS** TestCode: **Total Organic Carbon (TOC) SW9060A** BatchID: **R328733** Analysis Date: **10/31/2016** Seq No: **7134218**

Analyte	Result	RPT Limit	SPK value	SPK Ref Val	%REC	Low Limit	High Limit	RPD Ref Val	%RPD	RPD Limit	Qual
Organic Carbon, Total	26.28	1.00	25.00	2.146	96.5	80	120				

Sample ID: **1610L27-003DMSD** Client ID: Units: **mg/L** Prep Date: Run No: **328733**
SampleType: **MSD** TestCode: **Total Organic Carbon (TOC) SW9060A** BatchID: **R328733** Analysis Date: **10/31/2016** Seq No: **7134219**

Analyte	Result	RPT Limit	SPK value	SPK Ref Val	%REC	Low Limit	High Limit	RPD Ref Val	%RPD	RPD Limit	Qual
Organic Carbon, Total	26.60	1.00	25.00	2.146	97.8	80	120	26.28	1.21	20	

Qualifiers:

>	Greater than Result value	<	Less than Result value	B	Analyte detected in the associated method blank
BRL	Below reporting limit	E	Estimated (value above quantitation range)	H	Holding times for preparation or analysis exceeded
J	Estimated value detected below Reporting Limit	N	Analyte not NELAC certified	R	RPD outside limits due to matrix
Rpt Lim	Reporting Limit	S	Spike Recovery outside limits due to matrix		

ANALYTICAL ENVIRONMENTAL SERVICES, INC.

AES

November 07, 2016

Justin Vickery
Environmental Planning Specialists, Inc.
1050 Crown Pointe Parkway
Atlanta GA 30338

TEL: (404) 315-9113
FAX: (404) 315-8509

RE: Rheem

Dear Justin Vickery: Order No: 1610O20

Analytical Environmental Services, Inc. received 6 samples on 10/28/2016 10:20:00 AM for the analyses presented in following report.

No problems were encountered during the analyses. Additionally, all results for the associated Quality Control samples were within EPA and/or AES established limits. Any discrepancies associated with the analyses contained herein will be noted and submitted in the form of a project Case Narrative.
AES's accreditations are as follows:
-NELAC/Florida State Laboratory ID E87582 for analysis of Non-Potable Water, Solid & Chemical Materials, and Drinking Water Microbiology, effective 07/01/16-06/30/17.
-NELAC/Louisiana Agency Interest No. 100818 for or analysis of Non-Potable Water and Solid & Chemical Materials, effective 07/01/16-06/30/17.
-NELAC/Texas Certificate No. T104704509-16-6 for or analysis of Non-Potable Water and Solid & Chemical Materials, effective 03/01/16-02/28/17.
-AIHA-LAP, LLC Laboratory ID: 100671 for Industrial Hygiene samples (Organics, Metals, PCM Asbestos, Gravimetric), Environmental Lead (Paint, Soil, Dust Wipes, Air), and Environmental Microbiology (Fungal) Direct Examination, effective until 09/01/17.

Chris Pafford
Project Manager

ANALYTICAL ENVIRONMENTAL SERVICES, INC
3080 Presidential Drive, Atlanta GA 30340-3704
TEL.: (770) 457-8177 / TOLL-FREE (800) 972-4889 / FAX: (770) 457-8188

AES

CHAIN OF CUSTODY

Work Order: 1610020

Date: 10-27-16 Page 1 of 1

COMPANY: EPS

ADDRESS: 1050 Crown Pointe Pkwy Ste 550 Atlanta, GA 30338

PHONE: 404-315-9113

FAX:

SAMPLED BY: Joe Terry

SIGNATURE: Joe Terry

ANALYSIS REQUESTED: VOCs, Ethene, Ethane, Methane, Sulfate, Nitrate, TOC

PRESERVATION (See codes): H+I, H+I, H+I, H+I, I, I, S+I

#	SAMPLE ID	SAMPLED DATE	SAMPLED TIME	Grab	Composite	Matrix (See codes)	VOCs (H+I)	Ethene (H+I)	Ethane (H+I)	Methane (H+I)	Sulfate (I)	Nitrate (I)	TOC (S+I)	REMARKS	No # of Containers
1	16301-MW-52A	10-27-16	1240	X		GW	X	X	X	X	X	X	X		6
2	16301-MW-52B		1210	X		GW									6
3	16301-MW-52C		1150	X		GW									6
4	16301-MW-51B		1537	X		GW									6
5	16301-MW-51C		1600	X		GW	X	X	X	X	X	X	X		6
6	16301-Trip Blank	10-27-16	–			W	X								2
7															
8															
9															
10															
11															
12															
13															
14															

Visit our website www.aesatlanta.com to check on the status of your results, place bottle orders, etc.

RELINQUISHED BY	DATE/TIME	RECEIVED BY	DATE/TIME
1: Joe Terry	10-27-16/1645	1: Mariam Pacurar	10/28/16 10:20AM
2:		2:	
3:		3:	

SPECIAL INSTRUCTIONS/COMMENTS:

SHIPMENT METHOD
OUT / / VIA:
IN / / VIA:
CLIENT FedEx UPS MAIL COURIER
GREYHOUND OTHER_____

PROJECT INFORMATION
PROJECT NAME: Rheem
PROJECT #:
SITE ADDRESS: 138 Roberson Mill Rd
SEND REPORT TO: jvickerye@eplanning.com
INVOICE TO: (IF DIFFERENT FROM ABOVE)
QUOTE #:_____ PO#:_____

RECEIPT
Total # of Containers 32

Turnaround Time Request
- ● Standard 5 Business Days
- ○ 2 Business Day Rush
- ○ Next Business Day Rush
- ○ Same Day Rush (auth req.)
- ○ Other _____

STATE PROGRAM (if any): _____
E-mail? Y / N; Fax? Y / N
DATA PACKAGE: I II III IV

SAMPLES RECEIVED AFTER 3PM OR ON SATURDAY ARE CONSIDERED RECEIVED THE NEXT BUSINESS DAY. IF TURNAROUND TIME IS NOT INDICATED, AES WILL PROCEED WITH STANDARD TAT OF SAMPLES. SAMPLES ARE DISPOSED 30 DAYS AFTER REPORT COMPLETION UNLESS OTHER ARRANGEMENTS ARE MADE.

MATRIX CODES: A = Air GW = Groundwater SE = Sediment SO = Soil SW = Surface Water W = Water (Blanks) DW = Drinking Water (Blanks) O = Other (specify) WW = Waste Water

PRESERVATIVE CODES: H+I = Hydrochloric acid + ice I = Ice only N = Nitric acid S+I = Sulfuric acid + ice S/M+I = Sodium Bisulfate/Methanol + ice O = Other (specify) NA = None

White Copy - Original; Yellow Copy - Client

Analytical Environmental Services, Inc

Date: 7-Nov-16

Client: Environmental Planning Specialists, Inc.
Project: Rheem
Lab ID: 1610O20

Case Narrative

Volatiles Organic Compounds Analysis by Method 8260B:

Due to sample matrix, samples 1610O20-004A, & -005A required dilution during preparation and/or analysis resulting in elevated reporting limits.

Analytical Environmental Services, Inc

Date: 7-Nov-16

Client:	Environmental Planning Specialists, Inc.	**Client Sample ID:**	16301-MW-52A
Project Name:	Rheem	**Collection Date:**	10/27/2016 12:40:00 PM
Lab ID:	1610O20-001	**Matrix:**	Groundwater

Analyses	Result	Reporting Limit	Qual	Units	BatchID	Dilution Factor	Date Analyzed	Analyst
Total Organic Carbon (TOC) SW9060A								
Organic Carbon, Total	BRL	1.00		mg/L	R328733	1	10/31/2016 20:57	JW
TCL VOLATILE ORGANICS SW8260B				**(SW5030B)**				
1,1,1-Trichloroethane	BRL	5.0		ug/L	232255	1	11/03/2016 14:26	BN
1,1,2,2-Tetrachloroethane	BRL	5.0		ug/L	232255	1	11/03/2016 14:26	BN
1,1,2-Trichloroethane	BRL	5.0		ug/L	232255	1	11/03/2016 14:26	BN
1,1-Dichloroethane	BRL	5.0		ug/L	232255	1	11/03/2016 14:26	BN
1,1-Dichloroethene	BRL	5.0		ug/L	232255	1	11/03/2016 14:26	BN
1,2,4-Trichlorobenzene	BRL	5.0		ug/L	232255	1	11/03/2016 14:26	BN
1,2-Dibromo-3-chloropropane	BRL	5.0		ug/L	232255	1	11/03/2016 14:26	BN
1,2-Dibromoethane	BRL	5.0		ug/L	232255	1	11/03/2016 14:26	BN
1,2-Dichlorobenzene	BRL	5.0		ug/L	232255	1	11/03/2016 14:26	BN
1,2-Dichloroethane	BRL	5.0		ug/L	232255	1	11/03/2016 14:26	BN
1,2-Dichloropropane	BRL	5.0		ug/L	232255	1	11/03/2016 14:26	BN
1,3-Dichlorobenzene	BRL	5.0		ug/L	232255	1	11/03/2016 14:26	BN
1,4-Dichlorobenzene	BRL	5.0		ug/L	232255	1	11/03/2016 14:26	BN
2-Butanone	BRL	50		ug/L	232255	1	11/03/2016 14:26	BN
2-Hexanone	BRL	10		ug/L	232255	1	11/03/2016 14:26	BN
4-Methyl-2-pentanone	BRL	10		ug/L	232255	1	11/03/2016 14:26	BN
Acetone	BRL	50		ug/L	232255	1	11/03/2016 14:26	BN
Benzene	BRL	5.0		ug/L	232255	1	11/03/2016 14:26	BN
Bromodichloromethane	BRL	5.0		ug/L	232255	1	11/03/2016 14:26	BN
Bromoform	BRL	5.0		ug/L	232255	1	11/03/2016 14:26	BN
Bromomethane	BRL	5.0		ug/L	232255	1	11/03/2016 14:26	BN
Carbon disulfide	BRL	5.0		ug/L	232255	1	11/03/2016 14:26	BN
Carbon tetrachloride	BRL	5.0		ug/L	232255	1	11/03/2016 14:26	BN
Chlorobenzene	BRL	5.0		ug/L	232255	1	11/03/2016 14:26	BN
Chloroethane	BRL	10		ug/L	232255	1	11/03/2016 14:26	BN
Chloroform	BRL	5.0		ug/L	232255	1	11/03/2016 14:26	BN
Chloromethane	BRL	10		ug/L	232255	1	11/03/2016 14:26	BN
cis-1,2-Dichloroethene	77	5.0		ug/L	232255	1	11/03/2016 14:26	BN
cis-1,3-Dichloropropene	BRL	5.0		ug/L	232255	1	11/03/2016 14:26	BN
Cyclohexane	BRL	5.0		ug/L	232255	1	11/03/2016 14:26	BN
Dibromochloromethane	BRL	5.0		ug/L	232255	1	11/03/2016 14:26	BN
Dichlorodifluoromethane	BRL	10		ug/L	232255	1	11/03/2016 14:26	BN
Ethylbenzene	BRL	5.0		ug/L	232255	1	11/03/2016 14:26	BN
Freon-113	BRL	10		ug/L	232255	1	11/03/2016 14:26	BN
Isopropylbenzene	BRL	5.0		ug/L	232255	1	11/03/2016 14:26	BN
m,p-Xylene	BRL	5.0		ug/L	232255	1	11/03/2016 14:26	BN
Methyl acetate	BRL	5.0		ug/L	232255	1	11/03/2016 14:26	BN
Methyl tert-butyl ether	BRL	5.0		ug/L	232255	1	11/03/2016 14:26	BN

Qualifiers:

*	Value exceeds maximum contaminant level	E	Estimated (value above quantitation range)
BRL	Below reporting limit	S	Spike Recovery outside limits due to matrix
H	Holding times for preparation or analysis exceeded	Narr	See case narrative
N	Analyte not NELAC certified	NC	Not confirmed
B	Analyte detected in the associated method blank	<	Less than Result value
>	Greater than Result value	J	Estimated value detected below Reporting Limit

Analytical Environmental Services, Inc

Date: 7-Nov-16

Client:	Environmental Planning Specialists, Inc.	**Client Sample ID:**	16301-MW-52A
Project Name:	Rheem	**Collection Date:**	10/27/2016 12:40:00 PM
Lab ID:	1610O20-001	**Matrix:**	Groundwater

Analyses	Result	Reporting Limit	Qual	Units	BatchID	Dilution Factor	Date Analyzed	Analyst
TCL VOLATILE ORGANICS SW8260B					**(SW5030B)**			
Methylcyclohexane	BRL	5.0		ug/L	232255	1	11/03/2016 14:26	BN
Methylene chloride	BRL	5.0		ug/L	232255	1	11/03/2016 14:26	BN
o-Xylene	BRL	5.0		ug/L	232255	1	11/03/2016 14:26	BN
Styrene	BRL	5.0		ug/L	232255	1	11/03/2016 14:26	BN
Tetrachloroethene	BRL	5.0		ug/L	232255	1	11/03/2016 14:26	BN
Toluene	BRL	5.0		ug/L	232255	1	11/03/2016 14:26	BN
trans-1,2-Dichloroethene	BRL	5.0		ug/L	232255	1	11/03/2016 14:26	BN
trans-1,3-Dichloropropene	BRL	5.0		ug/L	232255	1	11/03/2016 14:26	BN
Trichloroethene	680	50		ug/L	232255	10	11/03/2016 14:56	BN
Trichlorofluoromethane	BRL	5.0		ug/L	232255	1	11/03/2016 14:26	BN
Vinyl chloride	BRL	2.0		ug/L	232255	1	11/03/2016 14:26	BN
Surr: 4-Bromofluorobenzene	84.4	70.7-125		%REC	232255	1	11/03/2016 14:26	BN
Surr: 4-Bromofluorobenzene	86.1	70.7-125		%REC	232255	10	11/03/2016 14:56	BN
Surr: Dibromofluoromethane	104	82.2-120		%REC	232255	10	11/03/2016 14:56	BN
Surr: Dibromofluoromethane	110	82.2-120		%REC	232255	1	11/03/2016 14:26	BN
Surr: Toluene-d8	95.9	81.8-120		%REC	232255	10	11/03/2016 14:56	BN
Surr: Toluene-d8	99.4	81.8-120		%REC	232255	1	11/03/2016 14:26	BN
ION SCAN SW9056A								
Nitrate	0.38	0.25		mg/L	R328851	1	10/28/2016 17:56	JW
Sulfate	3.8	1.0		mg/L	R328851	1	10/28/2016 17:56	JW
GC Analysis of Gaseous Samples SOP-RSK 175					**(RSK175)**			
Ethane	BRL	9.0		ug/L	231913	1	11/02/2016 09:30	MD
Ethylene	BRL	7.0		ug/L	231913	1	11/02/2016 09:30	MD
Methane	BRL	4.0		ug/L	231913	1	11/02/2016 09:30	MD

Qualifiers:

*	Value exceeds maximum contaminant level	E	Estimated (value above quantitation range)
BRL	Below reporting limit	S	Spike Recovery outside limits due to matrix
H	Holding times for preparation or analysis exceeded	Narr	See case narrative
N	Analyte not NELAC certified	NC	Not confirmed
B	Analyte detected in the associated method blank	<	Less than Result value
>	Greater than Result value	J	Estimated value detected below Reporting Limit

Analytical Environmental Services, Inc

Date: 7-Nov-16

Client:	Environmental Planning Specialists, Inc.	**Client Sample ID:**	16301-MW-52B
Project Name:	Rheem	**Collection Date:**	10/27/2016 12:10:00 PM
Lab ID:	1610O20-002	**Matrix:**	Groundwater

Analyses	Result	Reporting Limit	Qual	Units	BatchID	Dilution Factor	Date Analyzed	Analyst
Total Organic Carbon (TOC) SW9060A								
Organic Carbon, Total	BRL	1.00		mg/L	R328733	1	10/31/2016 21:23	JW
TCL VOLATILE ORGANICS SW8260B				**(SW5030B)**				
1,1,1-Trichloroethane	BRL	5.0		ug/L	232255	1	11/03/2016 15:22	BN
1,1,2,2-Tetrachloroethane	BRL	5.0		ug/L	232255	1	11/03/2016 15:22	BN
1,1,2-Trichloroethane	BRL	5.0		ug/L	232255	1	11/03/2016 15:22	BN
1,1-Dichloroethane	BRL	5.0		ug/L	232255	1	11/03/2016 15:22	BN
1,1-Dichloroethene	6.8	5.0		ug/L	232255	1	11/03/2016 15:22	BN
1,2,4-Trichlorobenzene	BRL	5.0		ug/L	232255	1	11/03/2016 15:22	BN
1,2-Dibromo-3-chloropropane	BRL	5.0		ug/L	232255	1	11/03/2016 15:22	BN
1,2-Dibromoethane	BRL	5.0		ug/L	232255	1	11/03/2016 15:22	BN
1,2-Dichlorobenzene	BRL	5.0		ug/L	232255	1	11/03/2016 15:22	BN
1,2-Dichloroethane	BRL	5.0		ug/L	232255	1	11/03/2016 15:22	BN
1,2-Dichloropropane	BRL	5.0		ug/L	232255	1	11/03/2016 15:22	BN
1,3-Dichlorobenzene	BRL	5.0		ug/L	232255	1	11/03/2016 15:22	BN
1,4-Dichlorobenzene	BRL	5.0		ug/L	232255	1	11/03/2016 15:22	BN
2-Butanone	BRL	50		ug/L	232255	1	11/03/2016 15:22	BN
2-Hexanone	BRL	10		ug/L	232255	1	11/03/2016 15:22	BN
4-Methyl-2-pentanone	BRL	10		ug/L	232255	1	11/03/2016 15:22	BN
Acetone	BRL	50		ug/L	232255	1	11/03/2016 15:22	BN
Benzene	BRL	5.0		ug/L	232255	1	11/03/2016 15:22	BN
Bromodichloromethane	BRL	5.0		ug/L	232255	1	11/03/2016 15:22	BN
Bromoform	BRL	5.0		ug/L	232255	1	11/03/2016 15:22	BN
Bromomethane	BRL	5.0		ug/L	232255	1	11/03/2016 15:22	BN
Carbon disulfide	BRL	5.0		ug/L	232255	1	11/03/2016 15:22	BN
Carbon tetrachloride	BRL	5.0		ug/L	232255	1	11/03/2016 15:22	BN
Chlorobenzene	BRL	5.0		ug/L	232255	1	11/03/2016 15:22	BN
Chloroethane	BRL	10		ug/L	232255	1	11/03/2016 15:22	BN
Chloroform	BRL	5.0		ug/L	232255	1	11/03/2016 15:22	BN
Chloromethane	BRL	10		ug/L	232255	1	11/03/2016 15:22	BN
cis-1,2-Dichloroethene	12	5.0		ug/L	232255	1	11/03/2016 15:22	BN
cis-1,3-Dichloropropene	BRL	5.0		ug/L	232255	1	11/03/2016 15:22	BN
Cyclohexane	BRL	5.0		ug/L	232255	1	11/03/2016 15:22	BN
Dibromochloromethane	BRL	5.0		ug/L	232255	1	11/03/2016 15:22	BN
Dichlorodifluoromethane	BRL	10		ug/L	232255	1	11/03/2016 15:22	BN
Ethylbenzene	BRL	5.0		ug/L	232255	1	11/03/2016 15:22	BN
Freon-113	BRL	10		ug/L	232255	1	11/03/2016 15:22	BN
Isopropylbenzene	BRL	5.0		ug/L	232255	1	11/03/2016 15:22	BN
m,p-Xylene	BRL	5.0		ug/L	232255	1	11/03/2016 15:22	BN
Methyl acetate	BRL	5.0		ug/L	232255	1	11/03/2016 15:22	BN
Methyl tert-butyl ether	BRL	5.0		ug/L	232255	1	11/03/2016 15:22	BN

Qualifiers:

*	Value exceeds maximum contaminant level	E	Estimated (value above quantitation range)
BRL	Below reporting limit	S	Spike Recovery outside limits due to matrix
H	Holding times for preparation or analysis exceeded	Narr	See case narrative
N	Analyte not NELAC certified	NC	Not confirmed
B	Analyte detected in the associated method blank	<	Less than Result value
>	Greater than Result value	J	Estimated value detected below Reporting Limit

Analytical Environmental Services, Inc

Date: 7-Nov-16

Client:	Environmental Planning Specialists, Inc.	**Client Sample ID:**	16301-MW-52B
Project Name:	Rheem	**Collection Date:**	10/27/2016 12:10:00 PM
Lab ID:	1610O20-002	**Matrix:**	Groundwater

Analyses	Result	Reporting Limit	Qual	Units	BatchID	Dilution Factor	Date Analyzed	Analyst
TCL VOLATILE ORGANICS SW8260B				**(SW5030B)**				
Methylcyclohexane	BRL	5.0		ug/L	232255	1	11/03/2016 15:22	BN
Methylene chloride	BRL	5.0		ug/L	232255	1	11/03/2016 15:22	BN
o-Xylene	BRL	5.0		ug/L	232255	1	11/03/2016 15:22	BN
Styrene	BRL	5.0		ug/L	232255	1	11/03/2016 15:22	BN
Tetrachloroethene	BRL	5.0		ug/L	232255	1	11/03/2016 15:22	BN
Toluene	BRL	5.0		ug/L	232255	1	11/03/2016 15:22	BN
trans-1,2-Dichloroethene	BRL	5.0		ug/L	232255	1	11/03/2016 15:22	BN
trans-1,3-Dichloropropene	BRL	5.0		ug/L	232255	1	11/03/2016 15:22	BN
Trichloroethene	180	50		ug/L	232255	10	11/03/2016 15:52	BN
Trichlorofluoromethane	BRL	5.0		ug/L	232255	1	11/03/2016 15:22	BN
Vinyl chloride	BRL	2.0		ug/L	232255	1	11/03/2016 15:22	BN
Surr: 4-Bromofluorobenzene	88.9	70.7-125		%REC	232255	1	11/03/2016 15:22	BN
Surr: 4-Bromofluorobenzene	90.2	70.7-125		%REC	232255	10	11/03/2016 15:52	BN
Surr: Dibromofluoromethane	106	82.2-120		%REC	232255	10	11/03/2016 15:52	BN
Surr: Dibromofluoromethane	106	82.2-120		%REC	232255	1	11/03/2016 15:22	BN
Surr: Toluene-d8	97.1	81.8-120		%REC	232255	10	11/03/2016 15:52	BN
Surr: Toluene-d8	98.9	81.8-120		%REC	232255	1	11/03/2016 15:22	BN
ION SCAN SW9056A								
Nitrate	BRL	0.25		mg/L	R328851	1	10/28/2016 18:10	JW
Sulfate	2.0	1.0		mg/L	R328851	1	10/28/2016 18:10	JW
GC Analysis of Gaseous Samples SOP-RSK 175				**(RSK175)**				
Ethane	BRL	9.0		ug/L	231913	1	11/02/2016 09:35	MD
Ethylene	BRL	7.0		ug/L	231913	1	11/02/2016 09:35	MD
Methane	BRL	4.0		ug/L	231913	1	11/02/2016 09:35	MD

Qualifiers:

*	Value exceeds maximum contaminant level	E	Estimated (value above quantitation range)
BRL	Below reporting limit	S	Spike Recovery outside limits due to matrix
H	Holding times for preparation or analysis exceeded	Narr	See case narrative
N	Analyte not NELAC certified	NC	Not confirmed
B	Analyte detected in the associated method blank	<	Less than Result value
>	Greater than Result value	J	Estimated value detected below Reporting Limit

Analytical Environmental Services, Inc

Date: 7-Nov-16

Client:	Environmental Planning Specialists, Inc.	**Client Sample ID:**	16301-MW-52C
Project Name:	Rheem	**Collection Date:**	10/27/2016 11:50:00 AM
Lab ID:	1610O20-003	**Matrix:**	Groundwater

Analyses	Result	Reporting Limit	Qual	Units	BatchID	Dilution Factor	Date Analyzed	Analyst
Total Organic Carbon (TOC) SW9060A								
Organic Carbon, Total	BRL	1.00		mg/L	R328733	1	10/31/2016 21:48	JW
TCL VOLATILE ORGANICS SW8260B				**(SW5030B)**				
1,1,1-Trichloroethane	BRL	5.0		ug/L	232255	1	11/03/2016 16:17	BN
1,1,2,2-Tetrachloroethane	BRL	5.0		ug/L	232255	1	11/03/2016 16:17	BN
1,1,2-Trichloroethane	BRL	5.0		ug/L	232255	1	11/03/2016 16:17	BN
1,1-Dichloroethane	BRL	5.0		ug/L	232255	1	11/03/2016 16:17	BN
1,1-Dichloroethene	180	5.0		ug/L	232255	1	11/03/2016 16:17	BN
1,2,4-Trichlorobenzene	BRL	5.0		ug/L	232255	1	11/03/2016 16:17	BN
1,2-Dibromo-3-chloropropane	BRL	5.0		ug/L	232255	1	11/03/2016 16:17	BN
1,2-Dibromoethane	BRL	5.0		ug/L	232255	1	11/03/2016 16:17	BN
1,2-Dichlorobenzene	BRL	5.0		ug/L	232255	1	11/03/2016 16:17	BN
1,2-Dichloroethane	BRL	5.0		ug/L	232255	1	11/03/2016 16:17	BN
1,2-Dichloropropane	BRL	5.0		ug/L	232255	1	11/03/2016 16:17	BN
1,3-Dichlorobenzene	BRL	5.0		ug/L	232255	1	11/03/2016 16:17	BN
1,4-Dichlorobenzene	BRL	5.0		ug/L	232255	1	11/03/2016 16:17	BN
2-Butanone	BRL	50		ug/L	232255	1	11/03/2016 16:17	BN
2-Hexanone	BRL	10		ug/L	232255	1	11/03/2016 16:17	BN
4-Methyl-2-pentanone	BRL	10		ug/L	232255	1	11/03/2016 16:17	BN
Acetone	BRL	50		ug/L	232255	1	11/03/2016 16:17	BN
Benzene	BRL	5.0		ug/L	232255	1	11/03/2016 16:17	BN
Bromodichloromethane	BRL	5.0		ug/L	232255	1	11/03/2016 16:17	BN
Bromoform	BRL	5.0		ug/L	232255	1	11/03/2016 16:17	BN
Bromomethane	BRL	5.0		ug/L	232255	1	11/03/2016 16:17	BN
Carbon disulfide	BRL	5.0		ug/L	232255	1	11/03/2016 16:17	BN
Carbon tetrachloride	BRL	5.0		ug/L	232255	1	11/03/2016 16:17	BN
Chlorobenzene	BRL	5.0		ug/L	232255	1	11/03/2016 16:17	BN
Chloroethane	BRL	10		ug/L	232255	1	11/03/2016 16:17	BN
Chloroform	BRL	5.0		ug/L	232255	1	11/03/2016 16:17	BN
Chloromethane	BRL	10		ug/L	232255	1	11/03/2016 16:17	BN
cis-1,2-Dichloroethene	BRL	5.0		ug/L	232255	1	11/03/2016 16:17	BN
cis-1,3-Dichloropropene	BRL	5.0		ug/L	232255	1	11/03/2016 16:17	BN
Cyclohexane	BRL	5.0		ug/L	232255	1	11/03/2016 16:17	BN
Dibromochloromethane	BRL	5.0		ug/L	232255	1	11/03/2016 16:17	BN
Dichlorodifluoromethane	BRL	10		ug/L	232255	1	11/03/2016 16:17	BN
Ethylbenzene	BRL	5.0		ug/L	232255	1	11/03/2016 16:17	BN
Freon-113	BRL	10		ug/L	232255	1	11/03/2016 16:17	BN
Isopropylbenzene	BRL	5.0		ug/L	232255	1	11/03/2016 16:17	BN
m,p-Xylene	BRL	5.0		ug/L	232255	1	11/03/2016 16:17	BN
Methyl acetate	BRL	5.0		ug/L	232255	1	11/03/2016 16:17	BN
Methyl tert-butyl ether	BRL	5.0		ug/L	232255	1	11/03/2016 16:17	BN

Qualifiers:

*	Value exceeds maximum contaminant level	E	Estimated (value above quantitation range)
BRL	Below reporting limit	S	Spike Recovery outside limits due to matrix
H	Holding times for preparation or analysis exceeded	Narr	See case narrative
N	Analyte not NELAC certified	NC	Not confirmed
B	Analyte detected in the associated method blank	<	Less than Result value
>	Greater than Result value	J	Estimated value detected below Reporting Limit

Analytical Environmental Services, Inc

Date: 7-Nov-16

Client:	Environmental Planning Specialists, Inc.	**Client Sample ID:**	16301-MW-52C
Project Name:	Rheem	**Collection Date:**	10/27/2016 11:50:00 AM
Lab ID:	1610O20-003	**Matrix:**	Groundwater

Analyses	Result	Reporting Limit	Qual	Units	BatchID	Dilution Factor	Date Analyzed	Analyst
TCL VOLATILE ORGANICS SW8260B				**(SW5030B)**				
Methylcyclohexane	BRL	5.0		ug/L	232255	1	11/03/2016 16:17	BN
Methylene chloride	BRL	5.0		ug/L	232255	1	11/03/2016 16:17	BN
o-Xylene	BRL	5.0		ug/L	232255	1	11/03/2016 16:17	BN
Styrene	BRL	5.0		ug/L	232255	1	11/03/2016 16:17	BN
Tetrachloroethene	240	50		ug/L	232255	10	11/04/2016 15:47	BN
Toluene	BRL	5.0		ug/L	232255	1	11/03/2016 16:17	BN
trans-1,2-Dichloroethene	BRL	5.0		ug/L	232255	1	11/03/2016 16:17	BN
trans-1,3-Dichloropropene	BRL	5.0		ug/L	232255	1	11/03/2016 16:17	BN
Trichloroethene	32	5.0		ug/L	232255	1	11/03/2016 16:17	BN
Trichlorofluoromethane	BRL	5.0		ug/L	232255	1	11/03/2016 16:17	BN
Vinyl chloride	BRL	2.0		ug/L	232255	1	11/03/2016 16:17	BN
Surr: 4-Bromofluorobenzene	89.8	70.7-125		%REC	232255	1	11/03/2016 16:17	BN
Surr: 4-Bromofluorobenzene	92.2	70.7-125		%REC	232255	10	11/04/2016 15:47	BN
Surr: Dibromofluoromethane	92.1	82.2-120		%REC	232255	10	11/04/2016 15:47	BN
Surr: Dibromofluoromethane	101	82.2-120		%REC	232255	1	11/03/2016 16:17	BN
Surr: Toluene-d8	88.6	81.8-120		%REC	232255	10	11/04/2016 15:47	BN
Surr: Toluene-d8	92.8	81.8-120		%REC	232255	1	11/03/2016 16:17	BN
ION SCAN SW9056A								
Nitrate	BRL	0.25		mg/L	R328851	1	10/28/2016 18:25	JW
Sulfate	1.7	1.0		mg/L	R328851	1	10/28/2016 18:25	JW
GC Analysis of Gaseous Samples SOP-RSK 175				**(RSK175)**				
Ethane	BRL	9.0		ug/L	231913	1	11/02/2016 09:40	MD
Ethylene	BRL	7.0		ug/L	231913	1	11/02/2016 09:40	MD
Methane	BRL	4.0		ug/L	231913	1	11/02/2016 09:40	MD

Qualifiers:

*	Value exceeds maximum contaminant level	E	Estimated (value above quantitation range)
BRL	Below reporting limit	S	Spike Recovery outside limits due to matrix
H	Holding times for preparation or analysis exceeded	Narr	See case narrative
N	Analyte not NELAC certified	NC	Not confirmed
B	Analyte detected in the associated method blank	<	Less than Result value
>	Greater than Result value	J	Estimated value detected below Reporting Limit

Analytical Environmental Services, Inc

Date: 7-Nov-16

Client:	Environmental Planning Specialists, Inc.	**Client Sample ID:**	16301-MW-51B
Project Name:	Rheem	**Collection Date:**	10/27/2016 3:37:00 PM
Lab ID:	1610O20-004	**Matrix:**	Groundwater

Analyses	Result	Reporting Limit	Qual	Units	BatchID	Dilution Factor	Date Analyzed	Analyst
Total Organic Carbon (TOC) SW9060A								
Organic Carbon, Total	BRL	1.00		mg/L	R329014	1	11/03/2016 16:53	JW
TCL VOLATILE ORGANICS SW8260B				**(SW5030B)**				
1,1,1-Trichloroethane	BRL	250		ug/L	232255	50	11/03/2016 19:34	BN
1,1,2,2-Tetrachloroethane	BRL	250		ug/L	232255	50	11/03/2016 19:34	BN
1,1,2-Trichloroethane	BRL	250		ug/L	232255	50	11/03/2016 19:34	BN
1,1-Dichloroethane	BRL	250		ug/L	232255	50	11/03/2016 19:34	BN
1,1-Dichloroethene	BRL	250		ug/L	232255	50	11/03/2016 19:34	BN
1,2,4-Trichlorobenzene	BRL	250		ug/L	232255	50	11/03/2016 19:34	BN
1,2-Dibromo-3-chloropropane	BRL	250		ug/L	232255	50	11/03/2016 19:34	BN
1,2-Dibromoethane	BRL	250		ug/L	232255	50	11/03/2016 19:34	BN
1,2-Dichlorobenzene	BRL	250		ug/L	232255	50	11/03/2016 19:34	BN
1,2-Dichloroethane	BRL	250		ug/L	232255	50	11/03/2016 19:34	BN
1,2-Dichloropropane	BRL	250		ug/L	232255	50	11/03/2016 19:34	BN
1,3-Dichlorobenzene	BRL	250		ug/L	232255	50	11/03/2016 19:34	BN
1,4-Dichlorobenzene	BRL	250		ug/L	232255	50	11/03/2016 19:34	BN
2-Butanone	BRL	2500		ug/L	232255	50	11/03/2016 19:34	BN
2-Hexanone	BRL	500		ug/L	232255	50	11/03/2016 19:34	BN
4-Methyl-2-pentanone	BRL	500		ug/L	232255	50	11/03/2016 19:34	BN
Acetone	BRL	2500		ug/L	232255	50	11/03/2016 19:34	BN
Benzene	BRL	250		ug/L	232255	50	11/03/2016 19:34	BN
Bromodichloromethane	BRL	250		ug/L	232255	50	11/03/2016 19:34	BN
Bromoform	BRL	250		ug/L	232255	50	11/03/2016 19:34	BN
Bromomethane	BRL	250		ug/L	232255	50	11/03/2016 19:34	BN
Carbon disulfide	BRL	250		ug/L	232255	50	11/03/2016 19:34	BN
Carbon tetrachloride	BRL	250		ug/L	232255	50	11/03/2016 19:34	BN
Chlorobenzene	BRL	250		ug/L	232255	50	11/03/2016 19:34	BN
Chloroethane	BRL	500		ug/L	232255	50	11/03/2016 19:34	BN
Chloroform	BRL	250		ug/L	232255	50	11/03/2016 19:34	BN
Chloromethane	BRL	500		ug/L	232255	50	11/03/2016 19:34	BN
cis-1,2-Dichloroethene	570	250		ug/L	232255	50	11/03/2016 19:34	BN
cis-1,3-Dichloropropene	BRL	250		ug/L	232255	50	11/03/2016 19:34	BN
Cyclohexane	BRL	250		ug/L	232255	50	11/03/2016 19:34	BN
Dibromochloromethane	BRL	250		ug/L	232255	50	11/03/2016 19:34	BN
Dichlorodifluoromethane	BRL	500		ug/L	232255	50	11/03/2016 19:34	BN
Ethylbenzene	BRL	250		ug/L	232255	50	11/03/2016 19:34	BN
Freon-113	BRL	500		ug/L	232255	50	11/03/2016 19:34	BN
Isopropylbenzene	BRL	250		ug/L	232255	50	11/03/2016 19:34	BN
m,p-Xylene	BRL	250		ug/L	232255	50	11/03/2016 19:34	BN
Methyl acetate	BRL	250		ug/L	232255	50	11/03/2016 19:34	BN
Methyl tert-butyl ether	BRL	250		ug/L	232255	50	11/03/2016 19:34	BN

Qualifiers:

*	Value exceeds maximum contaminant level	E	Estimated (value above quantitation range)
BRL	Below reporting limit	S	Spike Recovery outside limits due to matrix
H	Holding times for preparation or analysis exceeded	Narr	See case narrative
N	Analyte not NELAC certified	NC	Not confirmed
B	Analyte detected in the associated method blank	<	Less than Result value
>	Greater than Result value	J	Estimated value detected below Reporting Limit

Analytical Environmental Services, Inc

Date: 7-Nov-16

Client:	Environmental Planning Specialists, Inc.	**Client Sample ID:**	16301-MW-51B
Project Name:	Rheem	**Collection Date:**	10/27/2016 3:37:00 PM
Lab ID:	1610O20-004	**Matrix:**	Groundwater

Analyses	Result	Reporting Limit	Qual	Units	BatchID	Dilution Factor	Date Analyzed	Analyst
TCL VOLATILE ORGANICS SW8260B				**(SW5030B)**				
Methylcyclohexane	BRL	250		ug/L	232255	50	11/03/2016 19:34	BN
Methylene chloride	BRL	250		ug/L	232255	50	11/03/2016 19:34	BN
o-Xylene	BRL	250		ug/L	232255	50	11/03/2016 19:34	BN
Styrene	BRL	250		ug/L	232255	50	11/03/2016 19:34	BN
Tetrachloroethene	BRL	250		ug/L	232255	50	11/03/2016 19:34	BN
Toluene	BRL	250		ug/L	232255	50	11/03/2016 19:34	BN
trans-1,2-Dichloroethene	BRL	250		ug/L	232255	50	11/03/2016 19:34	BN
trans-1,3-Dichloropropene	BRL	250		ug/L	232255	50	11/03/2016 19:34	BN
Trichloroethene	24000	2500		ug/L	232255	500	11/04/2016 14:31	BN
Trichlorofluoromethane	BRL	250		ug/L	232255	50	11/03/2016 19:34	BN
Vinyl chloride	BRL	100		ug/L	232255	50	11/03/2016 19:34	BN
Surr: 4-Bromofluorobenzene	84.9	70.7-125		%REC	232255	50	11/03/2016 19:34	BN
Surr: 4-Bromofluorobenzene	90	70.7-125		%REC	232255	500	11/04/2016 14:31	BN
Surr: Dibromofluoromethane	101	82.2-120		%REC	232255	50	11/03/2016 19:34	BN
Surr: Dibromofluoromethane	104	82.2-120		%REC	232255	500	11/04/2016 14:31	BN
Surr: Toluene-d8	96.1	81.8-120		%REC	232255	50	11/03/2016 19:34	BN
Surr: Toluene-d8	99.9	81.8-120		%REC	232255	500	11/04/2016 14:31	BN
ION SCAN SW9056A								
Nitrate	0.29	0.25		mg/L	R328851	1	10/28/2016 18:40	JW
Sulfate	1.7	1.0		mg/L	R328851	1	10/28/2016 18:40	JW
GC Analysis of Gaseous Samples SOP-RSK 175				**(RSK175)**				
Ethane	BRL	9.0		ug/L	231913	1	11/02/2016 09:44	MD
Ethylene	BRL	7.0		ug/L	231913	1	11/02/2016 09:44	MD
Methane	BRL	4.0		ug/L	231913	1	11/02/2016 09:44	MD

Qualifiers:

*	Value exceeds maximum contaminant level	E	Estimated (value above quantitation range)
BRL	Below reporting limit	S	Spike Recovery outside limits due to matrix
H	Holding times for preparation or analysis exceeded	Narr	See case narrative
N	Analyte not NELAC certified	NC	Not confirmed
B	Analyte detected in the associated method blank	<	Less than Result value
>	Greater than Result value	J	Estimated value detected below Reporting Limit

Analytical Environmental Services, Inc

Date: 7-Nov-16

Client:	Environmental Planning Specialists, Inc.	**Client Sample ID:**	16301-MW-51C
Project Name:	Rheem	**Collection Date:**	10/27/2016 4:00:00 PM
Lab ID:	1610O20-005	**Matrix:**	Groundwater

Analyses	Result	Reporting Limit	Qual	Units	BatchID	Dilution Factor	Date Analyzed	Analyst
Total Organic Carbon (TOC) SW9060A								
Organic Carbon, Total	BRL	1.00		mg/L	R329014	1	11/03/2016 18:09	JW
TCL VOLATILE ORGANICS SW8260B				**(SW5030B)**				
1,1,1-Trichloroethane	BRL	250		ug/L	232255	50	11/04/2016 14:56	BN
1,1,2,2-Tetrachloroethane	BRL	250		ug/L	232255	50	11/04/2016 14:56	BN
1,1,2-Trichloroethane	BRL	250		ug/L	232255	50	11/04/2016 14:56	BN
1,1-Dichloroethane	BRL	250		ug/L	232255	50	11/04/2016 14:56	BN
1,1-Dichloroethene	BRL	250		ug/L	232255	50	11/04/2016 14:56	BN
1,2,4-Trichlorobenzene	BRL	250		ug/L	232255	50	11/04/2016 14:56	BN
1,2-Dibromo-3-chloropropane	BRL	250		ug/L	232255	50	11/04/2016 14:56	BN
1,2-Dibromoethane	BRL	250		ug/L	232255	50	11/04/2016 14:56	BN
1,2-Dichlorobenzene	BRL	250		ug/L	232255	50	11/04/2016 14:56	BN
1,2-Dichloroethane	BRL	250		ug/L	232255	50	11/04/2016 14:56	BN
1,2-Dichloropropane	BRL	250		ug/L	232255	50	11/04/2016 14:56	BN
1,3-Dichlorobenzene	BRL	250		ug/L	232255	50	11/04/2016 14:56	BN
1,4-Dichlorobenzene	BRL	250		ug/L	232255	50	11/04/2016 14:56	BN
2-Butanone	BRL	2500		ug/L	232255	50	11/04/2016 14:56	BN
2-Hexanone	BRL	500		ug/L	232255	50	11/04/2016 14:56	BN
4-Methyl-2-pentanone	BRL	500		ug/L	232255	50	11/04/2016 14:56	BN
Acetone	BRL	2500		ug/L	232255	50	11/04/2016 14:56	BN
Benzene	BRL	250		ug/L	232255	50	11/04/2016 14:56	BN
Bromodichloromethane	BRL	250		ug/L	232255	50	11/04/2016 14:56	BN
Bromoform	BRL	250		ug/L	232255	50	11/04/2016 14:56	BN
Bromomethane	BRL	250		ug/L	232255	50	11/04/2016 14:56	BN
Carbon disulfide	BRL	250		ug/L	232255	50	11/04/2016 14:56	BN
Carbon tetrachloride	BRL	250		ug/L	232255	50	11/04/2016 14:56	BN
Chlorobenzene	BRL	250		ug/L	232255	50	11/04/2016 14:56	BN
Chloroethane	BRL	500		ug/L	232255	50	11/04/2016 14:56	BN
Chloroform	BRL	250		ug/L	232255	50	11/04/2016 14:56	BN
Chloromethane	BRL	500		ug/L	232255	50	11/04/2016 14:56	BN
cis-1,2-Dichloroethene	BRL	250		ug/L	232255	50	11/04/2016 14:56	BN
cis-1,3-Dichloropropene	BRL	250		ug/L	232255	50	11/04/2016 14:56	BN
Cyclohexane	BRL	250		ug/L	232255	50	11/04/2016 14:56	BN
Dibromochloromethane	BRL	250		ug/L	232255	50	11/04/2016 14:56	BN
Dichlorodifluoromethane	BRL	500		ug/L	232255	50	11/04/2016 14:56	BN
Ethylbenzene	BRL	250		ug/L	232255	50	11/04/2016 14:56	BN
Freon-113	BRL	500		ug/L	232255	50	11/04/2016 14:56	BN
Isopropylbenzene	BRL	250		ug/L	232255	50	11/04/2016 14:56	BN
m,p-Xylene	BRL	250		ug/L	232255	50	11/04/2016 14:56	BN
Methyl acetate	BRL	250		ug/L	232255	50	11/04/2016 14:56	BN
Methyl tert-butyl ether	BRL	250		ug/L	232255	50	11/04/2016 14:56	BN

Qualifiers:

*	Value exceeds maximum contaminant level	E	Estimated (value above quantitation range)
BRL	Below reporting limit	S	Spike Recovery outside limits due to matrix
H	Holding times for preparation or analysis exceeded	Narr	See case narrative
N	Analyte not NELAC certified	NC	Not confirmed
B	Analyte detected in the associated method blank	<	Less than Result value
>	Greater than Result value	J	Estimated value detected below Reporting Limit

Analytical Environmental Services, Inc

Date: 7-Nov-16

Client:	Environmental Planning Specialists, Inc.	**Client Sample ID:**	16301-MW-51C
Project Name:	Rheem	**Collection Date:**	10/27/2016 4:00:00 PM
Lab ID:	1610O20-005	**Matrix:**	Groundwater

Analyses	Result	Reporting Limit	Qual	Units	BatchID	Dilution Factor	Date Analyzed	Analyst
TCL VOLATILE ORGANICS SW8260B				**(SW5030B)**				
Methylcyclohexane	BRL	250		ug/L	232255	50	11/04/2016 14:56	BN
Methylene chloride	BRL	250		ug/L	232255	50	11/04/2016 14:56	BN
o-Xylene	BRL	250		ug/L	232255	50	11/04/2016 14:56	BN
Styrene	BRL	250		ug/L	232255	50	11/04/2016 14:56	BN
Tetrachloroethene	BRL	250		ug/L	232255	50	11/04/2016 14:56	BN
Toluene	BRL	250		ug/L	232255	50	11/04/2016 14:56	BN
trans-1,2-Dichloroethene	BRL	250		ug/L	232255	50	11/04/2016 14:56	BN
trans-1,3-Dichloropropene	BRL	250		ug/L	232255	50	11/04/2016 14:56	BN
Trichloroethene	28000	2500		ug/L	232255	500	11/04/2016 15:21	BN
Trichlorofluoromethane	BRL	250		ug/L	232255	50	11/04/2016 14:56	BN
Vinyl chloride	BRL	100		ug/L	232255	50	11/04/2016 14:56	BN
Surr: 4-Bromofluorobenzene	92.3	70.7-125		%REC	232255	50	11/04/2016 14:56	BN
Surr: 4-Bromofluorobenzene	96	70.7-125		%REC	232255	500	11/04/2016 15:21	BN
Surr: Dibromofluoromethane	94.6	82.2-120		%REC	232255	500	11/04/2016 15:21	BN
Surr: Dibromofluoromethane	94.9	82.2-120		%REC	232255	50	11/04/2016 14:56	BN
Surr: Toluene-d8	90.9	81.8-120		%REC	232255	50	11/04/2016 14:56	BN
Surr: Toluene-d8	91.3	81.8-120		%REC	232255	500	11/04/2016 15:21	BN
ION SCAN SW9056A								
Nitrate	0.59	0.25		mg/L	R328851	1	10/28/2016 18:55	JW
Sulfate	2.7	1.0		mg/L	R328851	1	10/28/2016 18:55	JW
GC Analysis of Gaseous Samples SOP-RSK 175				**(RSK175)**				
Ethane	BRL	9.0		ug/L	231913	1	11/02/2016 09:49	MD
Ethylene	BRL	7.0		ug/L	231913	1	11/02/2016 09:49	MD
Methane	4.7	4.0		ug/L	231913	1	11/02/2016 09:49	MD

Qualifiers:

*	Value exceeds maximum contaminant level	E	Estimated (value above quantitation range)
BRL	Below reporting limit	S	Spike Recovery outside limits due to matrix
H	Holding times for preparation or analysis exceeded	Narr	See case narrative
N	Analyte not NELAC certified	NC	Not confirmed
B	Analyte detected in the associated method blank	<	Less than Result value
>	Greater than Result value	J	Estimated value detected below Reporting Limit

Analytical Environmental Services, Inc

Date: 7-Nov-16

Client:	Environmental Planning Specialists, Inc.	**Client Sample ID:**	TRIP BLANK
Project Name:	Rheem	**Collection Date:**	10/27/2016
Lab ID:	1610O20-006	**Matrix:**	Aqueous

Analyses	Result	Reporting Limit	Qual	Units	BatchID	Dilution Factor	Date Analyzed	Analyst
TCL VOLATILE ORGANICS SW8260B				**(SW5030B)**				
1,1,1-Trichloroethane	BRL	5.0		ug/L	232255	1	11/03/2016 14:00	BN
1,1,2,2-Tetrachloroethane	BRL	5.0		ug/L	232255	1	11/03/2016 14:00	BN
1,1,2-Trichloroethane	BRL	5.0		ug/L	232255	1	11/03/2016 14:00	BN
1,1-Dichloroethane	BRL	5.0		ug/L	232255	1	11/03/2016 14:00	BN
1,1-Dichloroethene	BRL	5.0		ug/L	232255	1	11/03/2016 14:00	BN
1,2,4-Trichlorobenzene	BRL	5.0		ug/L	232255	1	11/03/2016 14:00	BN
1,2-Dibromo-3-chloropropane	BRL	5.0		ug/L	232255	1	11/03/2016 14:00	BN
1,2-Dibromoethane	BRL	5.0		ug/L	232255	1	11/03/2016 14:00	BN
1,2-Dichlorobenzene	BRL	5.0		ug/L	232255	1	11/03/2016 14:00	BN
1,2-Dichloroethane	BRL	5.0		ug/L	232255	1	11/03/2016 14:00	BN
1,2-Dichloropropane	BRL	5.0		ug/L	232255	1	11/03/2016 14:00	BN
1,3-Dichlorobenzene	BRL	5.0		ug/L	232255	1	11/03/2016 14:00	BN
1,4-Dichlorobenzene	BRL	5.0		ug/L	232255	1	11/03/2016 14:00	BN
2-Butanone	BRL	50		ug/L	232255	1	11/03/2016 14:00	BN
2-Hexanone	BRL	10		ug/L	232255	1	11/03/2016 14:00	BN
4-Methyl-2-pentanone	BRL	10		ug/L	232255	1	11/03/2016 14:00	BN
Acetone	BRL	50		ug/L	232255	1	11/03/2016 14:00	BN
Benzene	BRL	5.0		ug/L	232255	1	11/03/2016 14:00	BN
Bromodichloromethane	BRL	5.0		ug/L	232255	1	11/03/2016 14:00	BN
Bromoform	BRL	5.0		ug/L	232255	1	11/03/2016 14:00	BN
Bromomethane	BRL	5.0		ug/L	232255	1	11/03/2016 14:00	BN
Carbon disulfide	BRL	5.0		ug/L	232255	1	11/03/2016 14:00	BN
Carbon tetrachloride	BRL	5.0		ug/L	232255	1	11/03/2016 14:00	BN
Chlorobenzene	BRL	5.0		ug/L	232255	1	11/03/2016 14:00	BN
Chloroethane	BRL	10		ug/L	232255	1	11/03/2016 14:00	BN
Chloroform	BRL	5.0		ug/L	232255	1	11/03/2016 14:00	BN
Chloromethane	BRL	10		ug/L	232255	1	11/03/2016 14:00	BN
cis-1,2-Dichloroethene	BRL	5.0		ug/L	232255	1	11/03/2016 14:00	BN
cis-1,3-Dichloropropene	BRL	5.0		ug/L	232255	1	11/03/2016 14:00	BN
Cyclohexane	BRL	5.0		ug/L	232255	1	11/03/2016 14:00	BN
Dibromochloromethane	BRL	5.0		ug/L	232255	1	11/03/2016 14:00	BN
Dichlorodifluoromethane	BRL	10		ug/L	232255	1	11/03/2016 14:00	BN
Ethylbenzene	BRL	5.0		ug/L	232255	1	11/03/2016 14:00	BN
Freon-113	BRL	10		ug/L	232255	1	11/03/2016 14:00	BN
Isopropylbenzene	BRL	5.0		ug/L	232255	1	11/03/2016 14:00	BN
m,p-Xylene	BRL	5.0		ug/L	232255	1	11/03/2016 14:00	BN
Methyl acetate	BRL	5.0		ug/L	232255	1	11/03/2016 14:00	BN
Methyl tert-butyl ether	BRL	5.0		ug/L	232255	1	11/03/2016 14:00	BN
Methylcyclohexane	BRL	5.0		ug/L	232255	1	11/03/2016 14:00	BN
Methylene chloride	BRL	5.0		ug/L	232255	1	11/03/2016 14:00	BN
o-Xylene	BRL	5.0		ug/L	232255	1	11/03/2016 14:00	BN

Qualifiers:

*	Value exceeds maximum contaminant level	E	Estimated (value above quantitation range)
BRL	Below reporting limit	S	Spike Recovery outside limits due to matrix
H	Holding times for preparation or analysis exceeded	Narr	See case narrative
N	Analyte not NELAC certified	NC	Not confirmed
B	Analyte detected in the associated method blank	<	Less than Result value
>	Greater than Result value	J	Estimated value detected below Reporting Limit

Analytical Environmental Services, Inc

Date: 7-Nov-16

Client:	Environmental Planning Specialists, Inc.	**Client Sample ID:**	TRIP BLANK
Project Name:	Rheem	**Collection Date:**	10/27/2016
Lab ID:	1610O20-006	**Matrix:**	Aqueous

Analyses	Result	Reporting Limit	Qual	Units	BatchID	Dilution Factor	Date Analyzed	Analyst
TCL VOLATILE ORGANICS SW8260B				**(SW5030B)**				
Styrene	BRL	5.0		ug/L	232255	1	11/03/2016 14:00	BN
Tetrachloroethene	BRL	5.0		ug/L	232255	1	11/03/2016 14:00	BN
Toluene	BRL	5.0		ug/L	232255	1	11/03/2016 14:00	BN
trans-1,2-Dichloroethene	BRL	5.0		ug/L	232255	1	11/03/2016 14:00	BN
trans-1,3-Dichloropropene	BRL	5.0		ug/L	232255	1	11/03/2016 14:00	BN
Trichloroethene	BRL	5.0		ug/L	232255	1	11/03/2016 14:00	BN
Trichlorofluoromethane	BRL	5.0		ug/L	232255	1	11/03/2016 14:00	BN
Vinyl chloride	BRL	2.0		ug/L	232255	1	11/03/2016 14:00	BN
Surr: 4-Bromofluorobenzene	85.2	70.7-125		%REC	232255	1	11/03/2016 14:00	BN
Surr: Dibromofluoromethane	106	82.2-120		%REC	232255	1	11/03/2016 14:00	BN
Surr: Toluene-d8	99.5	81.8-120		%REC	232255	1	11/03/2016 14:00	BN

Qualifiers:

*	Value exceeds maximum contaminant level	E	Estimated (value above quantitation range)
BRL	Below reporting limit	S	Spike Recovery outside limits due to matrix
H	Holding times for preparation or analysis exceeded	Narr	See case narrative
N	Analyte not NELAC certified	NC	Not confirmed
B	Analyte detected in the associated method blank	<	Less than Result value
>	Greater than Result value	J	Estimated value detected below Reporting Limit

Analytical Environmental Services, Inc.

Sample/Cooler Receipt Checklist

Client EPS, INC. Work Order Number 1610020

Checklist completed by Christy Gyt 10/28/2014
Signature Date

Carrier name: FedEx ✓ UPS __ Courier __ Client __ US Mail __ Other _____

Shipping container/cooler in good condition? Yes ✓ No __ Not Present __

Custody seals intact on shipping container/cooler? Yes ✓ No __ Not Present __

Custody seals intact on sample bottles? Yes __ No __ Not Present ✓

Container/Temp Blank temperature in compliance? (0°≤6°C)* Yes ✓ No __

Cooler #1 2.9°C Cooler #2 _____ Cooler #3 _____ Cooler #4 _____ Cooler#5 _____ Cooler #6 _____

Chain of custody present? Yes ✓ No __

Chain of custody signed when relinquished and received? Yes ✓ No __

Chain of custody agrees with sample labels? Yes ✓ No __

Samples in proper container/bottle? Yes ✓ No __

Sample containers intact? Yes ✓ No __

Sufficient sample volume for indicated test? Yes ✓ No __

All samples received within holding time? Yes ✓ No __

Was TAT marked on the COC? Yes ✓ No __

Proceed with Standard TAT as per project history? Yes __ No __ Not Applicable ✓

Water - VOA vials have zero headspace? No VOA vials submitted __ Yes ✓ No __

Water - pH acceptable upon receipt? Yes ✓ No __ Not Applicable __

Adjusted? _____ Checked by CJ

Sample Condition: Good ✓ Other(Explain) _____

(For diffusive samples or AIHA lead) Is a known blank included? Yes __ No ✓

See Case Narrative for resolution of the Non-Conformance.

* Samples do not have to comply with the given range for certain parameters.

\\Aes_server\I\Sample Receipt\My Documents\COCs and pH Adjustment Sheet\Sample_Cooler_Recipt_Checklist_Rev1.rtf

Analytical Environmental Services, Inc

Date: 7-Nov-16

Client: Environmental Planning Specialists, Inc.
Project Name: Rheem
Lab Order: 1610O20

Dates Report

Lab Sample ID	Client Sample ID	Collection Date	Matrix	Test Name	TCLP Date	Prep Date	Analysis Date
1610O20-001A	16301-MW-52A	10/27/2016 12:40:00PM	Groundwater	TCL VOLATILE ORGANICS		11/3/2016 1:07:00 PM	11/03/2016
1610O20-001B	16301-MW-52A	10/27/2016 12:40:00PM	Groundwater	GC Analysis of Gaseous Samples		11/2/2016 8:30:00 AM	11/02/2016
1610O20-001C	16301-MW-52A	10/27/2016 12:40:00PM	Groundwater	ION SCAN			10/28/2016
1610O20-001D	16301-MW-52A	10/27/2016 12:40:00PM	Groundwater	Total Organic Carbon (TOC)			10/31/2016
1610O20-002A	16301-MW-52B	10/27/2016 12:10:00PM	Groundwater	TCL VOLATILE ORGANICS		11/3/2016 1:07:00 PM	11/03/2016
1610O20-002B	16301-MW-52B	10/27/2016 12:10:00PM	Groundwater	GC Analysis of Gaseous Samples		11/2/2016 8:30:00 AM	11/02/2016
1610O20-002C	16301-MW-52B	10/27/2016 12:10:00PM	Groundwater	ION SCAN			10/28/2016
1610O20-002D	16301-MW-52B	10/27/2016 12:10:00PM	Groundwater	Total Organic Carbon (TOC)			10/31/2016
1610O20-003A	16301-MW-52C	10/27/2016 11:50:00AM	Groundwater	TCL VOLATILE ORGANICS		11/3/2016 1:07:00 PM	11/03/2016
1610O20-003A	16301-MW-52C	10/27/2016 11:50:00AM	Groundwater	TCL VOLATILE ORGANICS		11/3/2016 1:07:00 PM	11/04/2016
1610O20-003B	16301-MW-52C	10/27/2016 11:50:00AM	Groundwater	GC Analysis of Gaseous Samples		11/2/2016 8:30:00 AM	11/02/2016
1610O20-003C	16301-MW-52C	10/27/2016 11:50:00AM	Groundwater	ION SCAN			10/28/2016
1610O20-003D	16301-MW-52C	10/27/2016 11:50:00AM	Groundwater	Total Organic Carbon (TOC)			10/31/2016
1610O20-004A	16301-MW-51B	10/27/2016 3:37:00PM	Groundwater	TCL VOLATILE ORGANICS		11/3/2016 1:07:00 PM	11/03/2016
1610O20-004A	16301-MW-51B	10/27/2016 3:37:00PM	Groundwater	TCL VOLATILE ORGANICS		11/3/2016 1:07:00 PM	11/04/2016
1610O20-004B	16301-MW-51B	10/27/2016 3:37:00PM	Groundwater	GC Analysis of Gaseous Samples		11/2/2016 8:30:00 AM	11/02/2016
1610O20-004C	16301-MW-51B	10/27/2016 3:37:00PM	Groundwater	ION SCAN			10/28/2016
1610O20-004D	16301-MW-51B	10/27/2016 3:37:00PM	Groundwater	Total Organic Carbon (TOC)			11/03/2016
1610O20-005A	16301-MW-51C	10/27/2016 4:00:00PM	Groundwater	TCL VOLATILE ORGANICS		11/3/2016 1:07:00 PM	11/04/2016
1610O20-005B	16301-MW-51C	10/27/2016 4:00:00PM	Groundwater	GC Analysis of Gaseous Samples		11/2/2016 8:30:00 AM	11/02/2016
1610O20-005C	16301-MW-51C	10/27/2016 4:00:00PM	Groundwater	ION SCAN			10/28/2016
1610O20-005D	16301-MW-51C	10/27/2016 4:00:00PM	Groundwater	Total Organic Carbon (TOC)			11/03/2016
1610O20-006A	TRIP BLANK	10/27/2016 12:00:00AM	Aqueous	TCL VOLATILE ORGANICS		11/3/2016 1:07:00 PM	11/03/2016

Client: Environmental Planning Specialists, Inc.
Project Name: Rheem
Workorder: 1610O20

ANALYTICAL QC SUMMARY REPORT

BatchID: 231913

Sample ID: **MB-231913** Client ID: Units: **ug/L** Prep Date: **11/02/2016** Run No: **328818**
SampleType: **MBLK** TestCode: **GC Analysis of Gaseous Samples SOP-RSK 175** BatchID: **231913** Analysis Date: **11/02/2016** Seq No: **7136758**

Analyte	Result	RPT Limit	SPK value	SPK Ref Val	%REC	Low Limit	High Limit	RPD Ref Val	%RPD	RPD Limit	Qual
Ethane	BRL	9.0									
Ethylene	BRL	7.0									
Methane	BRL	4.0									

Sample ID: **LCS-231913** Client ID: Units: **ug/L** Prep Date: **11/02/2016** Run No: **328818**
SampleType: **LCS** TestCode: **GC Analysis of Gaseous Samples SOP-RSK 175** BatchID: **231913** Analysis Date: **11/02/2016** Seq No: **7136759**

Analyte	Result	RPT Limit	SPK value	SPK Ref Val	%REC	Low Limit	High Limit	RPD Ref Val	%RPD	RPD Limit	Qual
Ethane	137.0	9.0	200.0		68.5	40.9	115				
Ethylene	89.74	7.0	200.0		44.9	26.8	115				
Methane	148.0	4.0	200.0		74.0	45.9	115				

Sample ID: **LCSD-231913** Client ID: Units: **ug/L** Prep Date: **11/02/2016** Run No: **328818**
SampleType: **LCSD** TestCode: **GC Analysis of Gaseous Samples SOP-RSK 175** BatchID: **231913** Analysis Date: **11/02/2016** Seq No: **7136760**

Analyte	Result	RPT Limit	SPK value	SPK Ref Val	%REC	Low Limit	High Limit	RPD Ref Val	%RPD	RPD Limit	Qual
Ethane	130.7	9.0	200.0		65.3	40.9	115	137.0	4.74	20	
Ethylene	87.34	7.0	200.0		43.7	26.8	115	89.74	2.71	20	
Methane	141.2	4.0	200.0		70.6	45.9	115	148.0	4.75	20	

Sample ID: **1610O20-001BMS** Client ID: **16301-MW-52A** Units: **ug/L** Prep Date: **11/02/2016** Run No: **328818**
SampleType: **MS** TestCode: **GC Analysis of Gaseous Samples SOP-RSK 175** BatchID: **231913** Analysis Date: **11/02/2016** Seq No: **7136780**

Analyte	Result	RPT Limit	SPK value	SPK Ref Val	%REC	Low Limit	High Limit	RPD Ref Val	%RPD	RPD Limit	Qual
Ethane	135.7	9.0	200.0		67.8	40.5	115				
Ethylene	89.90	7.0	200.0		44.9	23	115				
Methane	147.8	4.0	200.0		73.9	40	115				

Qualifiers:

>	Greater than Result value	<	Less than Result value	B	Analyte detected in the associated method blank
BRL	Below reporting limit	E	Estimated (value above quantitation range)	H	Holding times for preparation or analysis exceeded
J	Estimated value detected below Reporting Limit	N	Analyte not NELAC certified	R	RPD outside limits due to matrix
Rpt Lim	Reporting Limit	S	Spike Recovery outside limits due to matrix		

Analytical Environmental Services, Inc

Date: 7-Nov-16

Client: Environmental Planning Specialists, Inc.
Project Name: Rheem
Workorder: 1610O20

ANALYTICAL QC SUMMARY REPORT

BatchID: 231913

Sample ID: **1610O20-001BMSD** Client ID: **16301-MW-52A** Units: **ug/L** Prep Date: **11/02/2016** Run No: **328818**
SampleType: **MSD** TestCode: **GC Analysis of Gaseous Samples SOP-RSK 175** BatchID: **231913** Analysis Date: **11/02/2016** Seq No: **7136781**

Analyte	Result	RPT Limit	SPK value	SPK Ref Val	%REC	Low Limit	High Limit	RPD Ref Val	%RPD	RPD Limit	Qual
Ethane	134.8	9.0	200.0		67.4	40.5	115	135.7	0.658	20	
Ethylene	91.26	7.0	200.0		45.6	23	115	89.90	1.50	20	
Methane	144.8	4.0	200.0		72.4	40	115	147.8	2.05	20	

Qualifiers:

>	Greater than Result value	<	Less than Result value	B	Analyte detected in the associated method blank
BRL	Below reporting limit	E	Estimated (value above quantitation range)	H	Holding times for preparation or analysis exceeded
J	Estimated value detected below Reporting Limit	N	Analyte not NELAC certified	R	RPD outside limits due to matrix
Rpt Lim	Reporting Limit	S	Spike Recovery outside limits due to matrix		

Client: Environmental Planning Specialists, Inc.
Project Name: Rheem
Workorder: 1610O20

ANALYTICAL QC SUMMARY REPORT

BatchID: 232255

Sample ID: **MB-232255** Client ID: Units: **ug/L** Prep Date: **11/03/2016** Run No: **328899**
SampleType: **MBLK** TestCode: **TCL VOLATILE ORGANICS SW8260B** BatchID: **232255** Analysis Date: **11/03/2016** Seq No: **7140418**

Analyte	Result	RPT Limit	SPK value	SPK Ref Val	%REC	Low Limit	High Limit	RPD Ref Val	%RPD	RPD Limit	Qual
1,1,1-Trichloroethane	BRL	5.0									
1,1,2,2-Tetrachloroethane	BRL	5.0									
1,1,2-Trichloroethane	BRL	5.0									
1,1-Dichloroethane	BRL	5.0									
1,1-Dichloroethene	BRL	5.0									
1,2,4-Trichlorobenzene	BRL	5.0									
1,2-Dibromo-3-chloropropane	BRL	5.0									
1,2-Dibromoethane	BRL	5.0									
1,2-Dichlorobenzene	BRL	5.0									
1,2-Dichloroethane	BRL	5.0									
1,2-Dichloropropane	BRL	5.0									
1,3-Dichlorobenzene	BRL	5.0									
1,4-Dichlorobenzene	BRL	5.0									
2-Butanone	BRL	50									
2-Hexanone	BRL	10									
4-Methyl-2-pentanone	BRL	10									
Acetone	BRL	50									
Benzene	BRL	5.0									
Bromodichloromethane	BRL	5.0									
Bromoform	BRL	5.0									
Bromomethane	BRL	5.0									
Carbon disulfide	BRL	5.0									
Carbon tetrachloride	BRL	5.0									
Chlorobenzene	BRL	5.0									
Chloroethane	BRL	10									
Chloroform	BRL	5.0									
Chloromethane	BRL	10									

Qualifiers:

>	Greater than Result value	<	Less than Result value	B	Analyte detected in the associated method blank
BRL	Below reporting limit	E	Estimated (value above quantitation range)	H	Holding times for preparation or analysis exceeded
J	Estimated value detected below Reporting Limit	N	Analyte not NELAC certified	R	RPD outside limits due to matrix
Rpt Lim	Reporting Limit	S	Spike Recovery outside limits due to matrix		

Client: Environmental Planning Specialists, Inc.
Project Name: Rheem
Workorder: 1610O20

ANALYTICAL QC SUMMARY REPORT

BatchID: 232255

Sample ID: **MB-232255** Client ID: Units: **ug/L** Prep Date: **11/03/2016** Run No: **328899**
SampleType: **MBLK** TestCode: **TCL VOLATILE ORGANICS SW8260B** BatchID: **232255** Analysis Date: **11/03/2016** Seq No: **7140418**

Analyte	Result	RPT Limit	SPK value	SPK Ref Val	%REC	Low Limit	High Limit	RPD Ref Val	%RPD	RPD Limit	Qual
cis-1,2-Dichloroethene	BRL	5.0									
cis-1,3-Dichloropropene	BRL	5.0									
Cyclohexane	BRL	5.0									
Dibromochloromethane	BRL	5.0									
Dichlorodifluoromethane	BRL	10									
Ethylbenzene	BRL	5.0									
Freon-113	BRL	10									
Isopropylbenzene	BRL	5.0									
m,p-Xylene	BRL	5.0									
Methyl acetate	BRL	5.0									
Methyl tert-butyl ether	BRL	5.0									
Methylcyclohexane	BRL	5.0									
Methylene chloride	BRL	5.0									
o-Xylene	BRL	5.0									
Styrene	BRL	5.0									
Tetrachloroethene	BRL	5.0									
Toluene	BRL	5.0									
trans-1,2-Dichloroethene	BRL	5.0									
trans-1,3-Dichloropropene	BRL	5.0									
Trichloroethene	BRL	5.0									
Trichlorofluoromethane	BRL	5.0									
Vinyl chloride	BRL	2.0									
Surr: 4-Bromofluorobenzene	41.69	0	50.00		83.4	70.7	125				
Surr: Dibromofluoromethane	53.70	0	50.00		107	82.2	120				
Surr: Toluene-d8	48.79	0	50.00		97.6	81.8	120				

Qualifiers:

>	Greater than Result value	<	Less than Result value	B	Analyte detected in the associated method blank
BRL	Below reporting limit	E	Estimated (value above quantitation range)	H	Holding times for preparation or analysis exceeded
J	Estimated value detected below Reporting Limit	N	Analyte not NELAC certified	R	RPD outside limits due to matrix
Rpt Lim	Reporting Limit	S	Spike Recovery outside limits due to matrix		

Client: Environmental Planning Specialists, Inc.
Project Name: Rheem
Workorder: 1610O20

ANALYTICAL QC SUMMARY REPORT

BatchID: 232255

Sample ID: **LCS-232255** Client ID: Units: **ug/L** Prep Date: **11/03/2016** Run No: **328899**
SampleType: **LCS** TestCode: **TCL VOLATILE ORGANICS SW8260B** BatchID: **232255** Analysis Date: **11/03/2016** Seq No: **7140415**

Analyte	Result	RPT Limit	SPK value	SPK Ref Val	%REC	Low Limit	High Limit	RPD Ref Val	%RPD	RPD Limit	Qual
1,1-Dichloroethene	50.58	5.0	50.00		101	65.3	137				
Benzene	51.13	5.0	50.00		102	74.9	123				
Chlorobenzene	50.30	5.0	50.00		101	73.9	124				
Toluene	54.07	5.0	50.00		108	75	124				
Trichloroethene	50.32	5.0	50.00		101	73.1	128				
Surr: 4-Bromofluorobenzene	44.11	0	50.00		88.2	70.7	125				
Surr: Dibromofluoromethane	50.10	0	50.00		100	82.2	120				
Surr: Toluene-d8	47.59	0	50.00		95.2	81.8	120				

Sample ID: **1610O20-004AMS** Client ID: **16301-MW-51B** Units: **ug/L** Prep Date: **11/03/2016** Run No: **329068**
SampleType: **MS** TestCode: **TCL VOLATILE ORGANICS SW8260B** BatchID: **232255** Analysis Date: **11/04/2016** Seq No: **7147645**

Analyte	Result	RPT Limit	SPK value	SPK Ref Val	%REC	Low Limit	High Limit	RPD Ref Val	%RPD	RPD Limit	Qual
1,1-Dichloroethene	25150	2500	25000		101	60	150				
Benzene	24560	2500	25000		98.2	70.1	132				
Chlorobenzene	23990	2500	25000		96.0	70.9	131				
Toluene	26630	2500	25000		106	70.1	133				
Trichloroethene	50750	2500	25000	24130	106	70	136				
Surr: 4-Bromofluorobenzene	22940	0	25000		91.8	70.7	125				
Surr: Dibromofluoromethane	25540	0	25000		102	82.2	120				
Surr: Toluene-d8	24530	0	25000		98.1	81.8	120				

Sample ID: **1610O20-004AMSD** Client ID: **16301-MW-51B** Units: **ug/L** Prep Date: **11/03/2016** Run No: **329068**
SampleType: **MSD** TestCode: **TCL VOLATILE ORGANICS SW8260B** BatchID: **232255** Analysis Date: **11/04/2016** Seq No: **7147646**

Analyte	Result	RPT Limit	SPK value	SPK Ref Val	%REC	Low Limit	High Limit	RPD Ref Val	%RPD	RPD Limit	Qual
1,1-Dichloroethene	21270	2500	25000		85.1	60	150	25150	16.7	17.7	
Benzene	22300	2500	25000		89.2	70.1	132	24560	9.65	20	

Qualifiers:

>	Greater than Result value	<	Less than Result value	B	Analyte detected in the associated method blank
BRL	Below reporting limit	E	Estimated (value above quantitation range)	H	Holding times for preparation or analysis exceeded
J	Estimated value detected below Reporting Limit	N	Analyte not NELAC certified	R	RPD outside limits due to matrix
Rpt Lim	Reporting Limit	S	Spike Recovery outside limits due to matrix		

Analytical Environmental Services, Inc

Date: 7-Nov-16

Client: Environmental Planning Specialists, Inc.
Project Name: Rheem
Workorder: 1610O20

ANALYTICAL QC SUMMARY REPORT

BatchID: 232255

Sample ID: **1610O20-004AMSD** Client ID: **16301-MW-51B** Units: **ug/L** Prep Date: **11/03/2016** Run No: **329068**
SampleType: **MSD** TestCode: **TCL VOLATILE ORGANICS SW8260B** BatchID: **232255** Analysis Date: **11/04/2016** Seq No: **7147646**

Analyte	Result	RPT Limit	SPK value	SPK Ref Val	%REC	Low Limit	High Limit	RPD Ref Val	%RPD	RPD Limit	Qual
Chlorobenzene	22700	2500	25000		90.8	70.9	131	23990	5.55	20	
Toluene	23600	2500	25000		94.4	70.1	133	26630	12.1	20	
Trichloroethene	45450	2500	25000	24130	85.3	70	136	50750	11.0	20	
Surr: 4-Bromofluorobenzene	22160	0	25000		88.6	70.7	125	22940	0	0	
Surr: Dibromofluoromethane	23910	0	25000		95.6	82.2	120	25540	0	0	
Surr: Toluene-d8	23070	0	25000		92.3	81.8	120	24530	0	0	

Qualifiers:

>	Greater than Result value	<	Less than Result value	B	Analyte detected in the associated method blank
BRL	Below reporting limit	E	Estimated (value above quantitation range)	H	Holding times for preparation or analysis exceeded
J	Estimated value detected below Reporting Limit	N	Analyte not NELAC certified	R	RPD outside limits due to matrix
Rpt Lim	Reporting Limit	S	Spike Recovery outside limits due to matrix		

Client: Environmental Planning Specialists, Inc.
Project Name: Rheem
Workorder: 1610O20

ANALYTICAL QC SUMMARY REPORT

BatchID: R328733

Sample ID: **MB-R328733** Client ID: Units: **mg/L** Prep Date: Run No: **328733**
SampleType: **MBLK** TestCode: **Total Organic Carbon (TOC) SW9060A** BatchID: **R328733** Analysis Date: **10/31/2016** Seq No: **7134199**

Analyte	Result	RPT Limit	SPK value	SPK Ref Val	%REC	Low Limit	High Limit	RPD Ref Val	%RPD	RPD Limit	Qual
Organic Carbon, Total	BRL	1.00									

Sample ID: **LCS-R328733** Client ID: Units: **mg/L** Prep Date: Run No: **328733**
SampleType: **LCS** TestCode: **Total Organic Carbon (TOC) SW9060A** BatchID: **R328733** Analysis Date: **10/31/2016** Seq No: **7134198**

Analyte	Result	RPT Limit	SPK value	SPK Ref Val	%REC	Low Limit	High Limit	RPD Ref Val	%RPD	RPD Limit	Qual
Organic Carbon, Total	25.60	1.00	25.00		102	90	110				

Sample ID: **1610L27-003DMS** Client ID: Units: **mg/L** Prep Date: Run No: **328733**
SampleType: **MS** TestCode: **Total Organic Carbon (TOC) SW9060A** BatchID: **R328733** Analysis Date: **10/31/2016** Seq No: **7134218**

Analyte	Result	RPT Limit	SPK value	SPK Ref Val	%REC	Low Limit	High Limit	RPD Ref Val	%RPD	RPD Limit	Qual
Organic Carbon, Total	26.28	1.00	25.00	2.146	96.5	80	120				

Sample ID: **1610L27-003DMSD** Client ID: Units: **mg/L** Prep Date: Run No: **328733**
SampleType: **MSD** TestCode: **Total Organic Carbon (TOC) SW9060A** BatchID: **R328733** Analysis Date: **10/31/2016** Seq No: **7134219**

Analyte	Result	RPT Limit	SPK value	SPK Ref Val	%REC	Low Limit	High Limit	RPD Ref Val	%RPD	RPD Limit	Qual
Organic Carbon, Total	26.60	1.00	25.00	2.146	97.8	80	120	26.28	1.21	20	

Qualifiers:

>	Greater than Result value	<	Less than Result value	B	Analyte detected in the associated method blank
BRL	Below reporting limit	E	Estimated (value above quantitation range)	H	Holding times for preparation or analysis exceeded
J	Estimated value detected below Reporting Limit	N	Analyte not NELAC certified	R	RPD outside limits due to matrix
Rpt Lim	Reporting Limit	S	Spike Recovery outside limits due to matrix		

Client: Environmental Planning Specialists, Inc.
Project Name: Rheem
Workorder: 1610O20

ANALYTICAL QC SUMMARY REPORT

BatchID: R328851

Sample ID: **MB-R328851** Client ID: Units: **mg/L** Prep Date: Run No: **328851**
SampleType: **MBLK** TestCode: **ION SCAN SW9056A** BatchID: **R328851** Analysis Date: **10/28/2016** Seq No: **7137028**

Analyte	Result	RPT Limit	SPK value	SPK Ref Val	%REC	Low Limit	High Limit	RPD Ref Val	%RPD	RPD Limit	Qual
Nitrate	BRL	0.25									
Sulfate	BRL	1.0									

Sample ID: **LCS-R328851** Client ID: Units: **mg/L** Prep Date: Run No: **328851**
SampleType: **LCS** TestCode: **ION SCAN SW9056A** BatchID: **R328851** Analysis Date: **10/28/2016** Seq No: **7137027**

Analyte	Result	RPT Limit	SPK value	SPK Ref Val	%REC	Low Limit	High Limit	RPD Ref Val	%RPD	RPD Limit	Qual
Nitrate	5.003	0.25	5.000		100	90	110				
Sulfate	25.00	1.0	25.00		100	90	110				

Sample ID: **1610N59-001EMS** Client ID: Units: **mg/L** Prep Date: Run No: **328851**
SampleType: **MS** TestCode: **ION SCAN SW9056A** BatchID: **R328851** Analysis Date: **10/28/2016** Seq No: **7137035**

Analyte	Result	RPT Limit	SPK value	SPK Ref Val	%REC	Low Limit	High Limit	RPD Ref Val	%RPD	RPD Limit	Qual
Nitrate	5.057	0.25	5.000		101	90	110				
Sulfate	24.74	1.0	25.00	0.1804	98.2	90	110				

Sample ID: **1610N59-003EMS** Client ID: Units: **mg/L** Prep Date: Run No: **328851**
SampleType: **MS** TestCode: **ION SCAN SW9056A** BatchID: **R328851** Analysis Date: **10/28/2016** Seq No: **7137037**

Analyte	Result	RPT Limit	SPK value	SPK Ref Val	%REC	Low Limit	High Limit	RPD Ref Val	%RPD	RPD Limit	Qual
Nitrate	5.786	0.25	5.000	0.8994	97.7	90	110				
Sulfate	34.77	1.0	25.00	10.22	98.2	90	110				

Sample ID: **1610N59-001EMSD** Client ID: Units: **mg/L** Prep Date: Run No: **328851**
SampleType: **MSD** TestCode: **ION SCAN SW9056A** BatchID: **R328851** Analysis Date: **10/28/2016** Seq No: **7137036**

Analyte	Result	RPT Limit	SPK value	SPK Ref Val	%REC	Low Limit	High Limit	RPD Ref Val	%RPD	RPD Limit	Qual
Nitrate	5.069	0.25	5.000		101	90	110	5.057	0.255	20	

Qualifiers:

>	Greater than Result value	<	Less than Result value	B	Analyte detected in the associated method blank
BRL	Below reporting limit	E	Estimated (value above quantitation range)	H	Holding times for preparation or analysis exceeded
J	Estimated value detected below Reporting Limit	N	Analyte not NELAC certified	R	RPD outside limits due to matrix
Rpt Lim	Reporting Limit	S	Spike Recovery outside limits due to matrix		

Analytical Environmental Services, Inc

Date: 7-Nov-16

Client: Environmental Planning Specialists, Inc.
Project Name: Rheem
Workorder: 1610O20

ANALYTICAL QC SUMMARY REPORT

BatchID: **R328851**

Sample ID: **1610N59-001EMSD** Client ID: Units: **mg/L** Prep Date: Run No: **328851**
SampleType: **MSD** TestCode: **ION SCAN SW9056A** BatchID: **R328851** Analysis Date: **10/28/2016** Seq No: **7137036**

Analyte	Result	RPT Limit	SPK value	SPK Ref Val	%REC	Low Limit	High Limit	RPD Ref Val	%RPD	RPD Limit	Qual
Sulfate	24.81	1.0	25.00	0.1804	98.5	90	110	24.74	0.278	20	

Qualifiers:

>	Greater than Result value	<	Less than Result value	B	Analyte detected in the associated method blank
BRL	Below reporting limit	E	Estimated (value above quantitation range)	H	Holding times for preparation or analysis exceeded
J	Estimated value detected below Reporting Limit	N	Analyte not NELAC certified	R	RPD outside limits due to matrix
Rpt Lim	Reporting Limit	S	Spike Recovery outside limits due to matrix		

Client: Environmental Planning Specialists, Inc.
Project Name: Rheem
Workorder: 1610O20

ANALYTICAL QC SUMMARY REPORT

BatchID: R329014

Sample ID: **MB-R329014** Client ID: Units: **mg/L** Prep Date: Run No: **329014**
SampleType: **MBLK** TestCode: **Total Organic Carbon (TOC) SW9060A** BatchID: **R329014** Analysis Date: **11/03/2016** Seq No: **7141956**

Analyte	Result	RPT Limit	SPK value	SPK Ref Val	%REC	Low Limit	High Limit	RPD Ref Val	%RPD	RPD Limit	Qual
Organic Carbon, Total	BRL	1.00									

Sample ID: **LCS-R329014** Client ID: Units: **mg/L** Prep Date: Run No: **329014**
SampleType: **LCS** TestCode: **Total Organic Carbon (TOC) SW9060A** BatchID: **R329014** Analysis Date: **11/03/2016** Seq No: **7141955**

Analyte	Result	RPT Limit	SPK value	SPK Ref Val	%REC	Low Limit	High Limit	RPD Ref Val	%RPD	RPD Limit	Qual
Organic Carbon, Total	23.05	1.00	25.00		92.2	90	110				

Sample ID: **1610O20-004DMS** Client ID: **16301-MW-51B** Units: **mg/L** Prep Date: Run No: **329014**
SampleType: **MS** TestCode: **Total Organic Carbon (TOC) SW9060A** BatchID: **R329014** Analysis Date: **11/03/2016** Seq No: **7141959**

Analyte	Result	RPT Limit	SPK value	SPK Ref Val	%REC	Low Limit	High Limit	RPD Ref Val	%RPD	RPD Limit	Qual
Organic Carbon, Total	24.29	1.00	25.00		97.2	80	120				

Sample ID: **1610O20-004DMSD** Client ID: **16301-MW-51B** Units: **mg/L** Prep Date: Run No: **329014**
SampleType: **MSD** TestCode: **Total Organic Carbon (TOC) SW9060A** BatchID: **R329014** Analysis Date: **11/03/2016** Seq No: **7141960**

Analyte	Result	RPT Limit	SPK value	SPK Ref Val	%REC	Low Limit	High Limit	RPD Ref Val	%RPD	RPD Limit	Qual
Organic Carbon, Total	23.95	1.00	25.00		95.8	80	120	24.29	1.41	20	

Qualifiers:

>	Greater than Result value	<	Less than Result value	B	Analyte detected in the associated method blank
BRL	Below reporting limit	E	Estimated (value above quantitation range)	H	Holding times for preparation or analysis exceeded
J	Estimated value detected below Reporting Limit	N	Analyte not NELAC certified	R	RPD outside limits due to matrix
Rpt Lim	Reporting Limit	S	Spike Recovery outside limits due to matrix		

AES

ANALYTICAL ENVIRONMENTAL SERVICES, INC.

November 09, 2016

Justin Vickery
Environmental Planning Specialists, Inc.
1050 Crown Pointe Parkway
Atlanta GA 30338

TEL: (404) 315-9113
FAX: (404) 315-8509

RE: Rheem

Dear Justin Vickery: Order No: 1610O96

Analytical Environmental Services, Inc. received 12 samples on October 29, 2016 10:02 am for the analyses presented in following report.

No problems were encountered during the analyses. Additionally, all results for the associated Quality Control samples were within EPA and/or AES established limits. Any discrepancies associated with the analyses contained herein will be noted and submitted in the form of a project Case Narrative.
AES's accreditations are as follows:
-NELAC/Florida State Laboratory ID E87582 for analysis of Non-Potable Water, Solid & Chemical Materials, and Drinking Water Microbiology, effective 07/01/16-06/30/17.
-NELAC/Louisiana Agency Interest No. 100818 for or analysis of Non-Potable Water and Solid & Chemical Materials, effective 07/01/16-06/30/17.
-NELAC/Texas Certificate No. T104704509-16-6 for or analysis of Non-Potable Water and Solid & Chemical Materials, effective 03/01/16-02/28/17.
-AIHA-LAP, LLC Laboratory ID: 100671 for Industrial Hygiene samples (Organics, Metals, PCM Asbestos, Gravimetric), Environmental Lead (Paint, Soil, Dust Wipes, Air), and Environmental Microbiology (Fungal) Direct Examination, effective until 09/01/17.

Chris Pafford
Project Manager

3080 Presidential Drive • Atlanta, Georgia 30340 • Tel: 770.457.8177 • Fax: 770.457.8188 • Toll Free: 800.972.4889
www.aesatlanta.com

ANALYTICAL ENVIRONMENTAL SERVICES, INC
3080 Presidential Drive, Atlanta GA 30340-3704
AES TEL.: (770) 457-8177 / TOLL-FREE (800) 972-4889 / FAX: (770) 457-8188

CHAIN OF CUSTODY

Work Order: 1610090

Date: 10-28-16 Page 1 of 1

COMPANY: EPS

ADDRESS: 1050 Crown Pointe Pkwy Ste 550 Atlanta, GA 30338

PHONE: 404-315-9113

FAX:

SAMPLED BY: Joe Terry, Alex Testoff

SIGNATURE: Joe Terry

ANALYSIS REQUESTED: VOCs, Ethene, Ethane, Methane, Sulfate, Nitrate, TOC

PRESERVATION (See codes): 2x H, 4x H, 4x H, 4x H, H, H, 5x H

Visit our website www.aesatlanta.com to check on the status of your results, place bottle orders, etc.

#	SAMPLE ID	SAMPLED DATE	SAMPLED TIME	Grab	Composite	Matrix (See codes)	VOCs	Ethene	Ethane	Methane	Sulfate	Nitrate	TOC	REMARKS	No # of Containers
1	16301-MW-51A	10.27.16	1625	X		GW	X	X	X	X	X	X	X		6
2	16302-MW-48A	10.28.16	1345	X		GW	X	X	X	X	X	X	X		6
3	16302-MW-48B	10.28.16	1305	X		GW	X	X	X	X	X	X	X		6
4	16302-MW-48C	10.28.16	1300	X		GW	X	X	X	X	X	X	X		6
5	16302-MW-49A	10.28.16	1550	X		GW	X	X	X	X	X	X	X		6
6	16302-MW-49B	10.28.16	1540	X		GW	X	X	X	X	X	X	X		6
7	16302-MW-49C	10.28.16	1615	X		GW	X	X	X	X	X	X	X		6
8	16302-MW-50A	10.28.16	0930	X		GW	X	X	X	X	X	X	X		6
9	16302-MW-50B	10.28.16	0905	X		GW	X	X	X	X	X	X	X		6
10	16302-MW-50C	10.28.16	0838	X		GW	X	X	X	X	X	X	X		6
11	16302-Trip Blank	10.28.16	—			W	X								2
12	16302-EB	10.28.16	1645	X		W	X							EB=Equipment Blank	2
13															
14															

RELINQUISHED BY	DATE/TIME	RECEIVED BY	DATE/TIME
1: Joe Terry	10.29.16/1000	1: [illegible]	10/29/16 10:00AM
2:		2:	
3:		3:	

PROJECT INFORMATION

PROJECT NAME: Rheem

PROJECT #:

SITE ADDRESS: 138 Roberson Mill Rd

SEND REPORT TO: jvickery@envplanning.com

INVOICE TO: (IF DIFFERENT FROM ABOVE)

QUOTE #: PO#:

RECEIPT

Total # of Containers: 64

Turnaround Time Request
- ● Standard 5 Business Days
- ○ 2 Business Day Rush
- ○ Next Business Day Rush
- ○ Same Day Rush (auth req.)
- ○ Other

STATE PROGRAM (if any):

E-mail? Y / N; Fax? Y / N

DATA PACKAGE: I II III IV

SPECIAL INSTRUCTIONS/COMMENTS:

SHIPMENT METHOD

OUT / / VIA:

IN / / VIA:

CLIENT FedEx UPS MAIL COURIER GREYHOUND OTHER

SAMPLES RECEIVED AFTER 3PM OR ON SATURDAY ARE CONSIDERED RECEIVED THE NEXT BUSINESS DAY. IF TURNAROUND TIME IS NOT INDICATED, AES WILL PROCEED WITH STANDARD TAT OF SAMPLES. SAMPLES ARE DISPOSED 30 DAYS AFTER REPORT COMPLETION UNLESS OTHER ARRANGEMENTS ARE MADE.

MATRIX CODES: A = Air GW = Groundwater SE = Sediment SO = Soil SW = Surface Water W = Water (Blanks) DW = Drinking Water (Blanks) O = Other (specify) WW = Waste Water

PRESERVATIVE CODES: H+I = Hydrochloric acid + ice I = Ice only N = Nitric acid S+I = Sulfuric acid + ice S/M+I = Sodium Bisulfate/Methanol + ice O = Other (specify) NA = None

White Copy - Original; Yellow Copy - Client

Analytical Environmental Services, Inc

Date: 8-Nov-16

Client: Environmental Planning Specialists, Inc.
Project: Rheem
Lab ID: 1610O96

Case Narrative

Volatiles Organic Compounds Analysis by Method 8260B:

Due to sample matrix, samples 1610O96-002A, -003A, 005A,-006A, -007A, & -008 A required dilution during preparation and/or analysis resulting in elevated reporting limits.

Analytical Environmental Services, Inc

Date: 8-Nov-16

Client:	Environmental Planning Specialists, Inc.	**Client Sample ID:**	16301-MW-51A
Project Name:	Rheem	**Collection Date:**	10/27/2016 4:25:00 PM
Lab ID:	1610O96-001	**Matrix:**	Groundwater

Analyses	Result	Reporting Limit	Qual	Units	BatchID	Dilution Factor	Date Analyzed	Analyst
Total Organic Carbon (TOC) SW9060A								
Organic Carbon, Total	BRL	1.00		mg/L	R329014	1	11/03/2016 18:37	JW
TCL VOLATILE ORGANICS SW8260B				**(SW5030B)**				
1,1,1-Trichloroethane	BRL	5.0		ug/L	232255	1	11/07/2016 14:18	BN
1,1,2,2-Tetrachloroethane	BRL	5.0		ug/L	232255	1	11/07/2016 14:18	BN
1,1,2-Trichloroethane	7.8	5.0		ug/L	232255	1	11/07/2016 14:18	BN
1,1-Dichloroethane	BRL	5.0		ug/L	232255	1	11/07/2016 14:18	BN
1,1-Dichloroethene	6.4	5.0		ug/L	232255	1	11/07/2016 14:18	BN
1,2,4-Trichlorobenzene	BRL	5.0		ug/L	232255	1	11/07/2016 14:18	BN
1,2-Dibromo-3-chloropropane	BRL	5.0		ug/L	232255	1	11/07/2016 14:18	BN
1,2-Dibromoethane	BRL	5.0		ug/L	232255	1	11/07/2016 14:18	BN
1,2-Dichlorobenzene	BRL	5.0		ug/L	232255	1	11/07/2016 14:18	BN
1,2-Dichloroethane	BRL	5.0		ug/L	232255	1	11/07/2016 14:18	BN
1,2-Dichloropropane	BRL	5.0		ug/L	232255	1	11/07/2016 14:18	BN
1,3-Dichlorobenzene	BRL	5.0		ug/L	232255	1	11/07/2016 14:18	BN
1,4-Dichlorobenzene	BRL	5.0		ug/L	232255	1	11/07/2016 14:18	BN
2-Butanone	BRL	50		ug/L	232255	1	11/07/2016 14:18	BN
2-Hexanone	BRL	10		ug/L	232255	1	11/07/2016 14:18	BN
4-Methyl-2-pentanone	BRL	10		ug/L	232255	1	11/07/2016 14:18	BN
Acetone	BRL	50		ug/L	232255	1	11/07/2016 14:18	BN
Benzene	BRL	5.0		ug/L	232255	1	11/07/2016 14:18	BN
Bromodichloromethane	BRL	5.0		ug/L	232255	1	11/07/2016 14:18	BN
Bromoform	BRL	5.0		ug/L	232255	1	11/07/2016 14:18	BN
Bromomethane	BRL	5.0		ug/L	232255	1	11/07/2016 14:18	BN
Carbon disulfide	BRL	5.0		ug/L	232255	1	11/07/2016 14:18	BN
Carbon tetrachloride	BRL	5.0		ug/L	232255	1	11/07/2016 14:18	BN
Chlorobenzene	BRL	5.0		ug/L	232255	1	11/07/2016 14:18	BN
Chloroethane	BRL	10		ug/L	232255	1	11/07/2016 14:18	BN
Chloroform	BRL	5.0		ug/L	232255	1	11/07/2016 14:18	BN
Chloromethane	BRL	10		ug/L	232255	1	11/07/2016 14:18	BN
cis-1,2-Dichloroethene	13	5.0		ug/L	232255	1	11/07/2016 14:18	BN
cis-1,3-Dichloropropene	BRL	5.0		ug/L	232255	1	11/07/2016 14:18	BN
Cyclohexane	BRL	5.0		ug/L	232255	1	11/07/2016 14:18	BN
Dibromochloromethane	BRL	5.0		ug/L	232255	1	11/07/2016 14:18	BN
Dichlorodifluoromethane	BRL	10		ug/L	232255	1	11/07/2016 14:18	BN
Ethylbenzene	BRL	5.0		ug/L	232255	1	11/07/2016 14:18	BN
Freon-113	BRL	10		ug/L	232255	1	11/07/2016 14:18	BN
Isopropylbenzene	BRL	5.0		ug/L	232255	1	11/07/2016 14:18	BN
m,p-Xylene	BRL	5.0		ug/L	232255	1	11/07/2016 14:18	BN
Methyl acetate	BRL	5.0		ug/L	232255	1	11/07/2016 14:18	BN
Methyl tert-butyl ether	BRL	5.0		ug/L	232255	1	11/07/2016 14:18	BN

Qualifiers:

*	Value exceeds maximum contaminant level	E	Estimated (value above quantitation range)
BRL	Below reporting limit	S	Spike Recovery outside limits due to matrix
H	Holding times for preparation or analysis exceeded	Narr	See case narrative
N	Analyte not NELAC certified	NC	Not confirmed
B	Analyte detected in the associated method blank	<	Less than Result value
>	Greater than Result value	J	Estimated value detected below Reporting Limit

Analytical Environmental Services, Inc

Date: 8-Nov-16

Client:	Environmental Planning Specialists, Inc.	**Client Sample ID:**	16301-MW-51A
Project Name:	Rheem	**Collection Date:**	10/27/2016 4:25:00 PM
Lab ID:	1610O96-001	**Matrix:**	Groundwater

Analyses	Result	Reporting Limit	Qual	Units	BatchID	Dilution Factor	Date Analyzed	Analyst
TCL VOLATILE ORGANICS SW8260B				**(SW5030B)**				
Methylcyclohexane	BRL	5.0		ug/L	232255	1	11/07/2016 14:18	BN
Methylene chloride	BRL	5.0		ug/L	232255	1	11/07/2016 14:18	BN
o-Xylene	BRL	5.0		ug/L	232255	1	11/07/2016 14:18	BN
Styrene	BRL	5.0		ug/L	232255	1	11/07/2016 14:18	BN
Tetrachloroethene	BRL	5.0		ug/L	232255	1	11/07/2016 14:18	BN
Toluene	BRL	5.0		ug/L	232255	1	11/07/2016 14:18	BN
trans-1,2-Dichloroethene	BRL	5.0		ug/L	232255	1	11/07/2016 14:18	BN
trans-1,3-Dichloropropene	BRL	5.0		ug/L	232255	1	11/07/2016 14:18	BN
Trichloroethene	6200	250		ug/L	232255	50	11/05/2016 18:21	BN
Trichlorofluoromethane	BRL	5.0		ug/L	232255	1	11/07/2016 14:18	BN
Vinyl chloride	BRL	2.0		ug/L	232255	1	11/07/2016 14:18	BN
Surr: 4-Bromofluorobenzene	88	70.7-125		%REC	232255	50	11/05/2016 18:21	BN
Surr: 4-Bromofluorobenzene	87.2	70.7-125		%REC	232255	1	11/07/2016 14:18	BN
Surr: Dibromofluoromethane	98.3	82.2-120		%REC	232255	50	11/05/2016 18:21	BN
Surr: Dibromofluoromethane	96	82.2-120		%REC	232255	1	11/07/2016 14:18	BN
Surr: Toluene-d8	92.5	81.8-120		%REC	232255	50	11/05/2016 18:21	BN
Surr: Toluene-d8	98.4	81.8-120		%REC	232255	1	11/07/2016 14:18	BN
ION SCAN SW9056A								
Nitrate	0.59	0.25		mg/L	R329048	1	10/29/2016 11:17	JW
Sulfate	2.8	1.0		mg/L	R329048	1	10/29/2016 11:17	JW
GC Analysis of Gaseous Samples SOP-RSK 175				**(RSK175)**				
Ethane	BRL	9.0		ug/L	231913	1	11/02/2016 10:31	MD
Ethylene	BRL	7.0		ug/L	231913	1	11/02/2016 10:31	MD
Methane	4.4	4.0		ug/L	231913	1	11/02/2016 10:31	MD

Qualifiers:

*	Value exceeds maximum contaminant level	E	Estimated (value above quantitation range)
BRL	Below reporting limit	S	Spike Recovery outside limits due to matrix
H	Holding times for preparation or analysis exceeded	Narr	See case narrative
N	Analyte not NELAC certified	NC	Not confirmed
B	Analyte detected in the associated method blank	<	Less than Result value
>	Greater than Result value	J	Estimated value detected below Reporting Limit

Analytical Environmental Services, Inc

Date: 8-Nov-16

Client:	Environmental Planning Specialists, Inc.	**Client Sample ID:**	16302-MW-48A
Project Name:	Rheem	**Collection Date:**	10/28/2016 1:45:00 PM
Lab ID:	1610O96-002	**Matrix:**	Groundwater

Analyses	Result	Reporting Limit	Qual	Units	BatchID	Dilution Factor	Date Analyzed	Analyst
Total Organic Carbon (TOC) SW9060A								
Organic Carbon, Total	BRL	1.00		mg/L	R329014	1	11/03/2016 19:04	JW
TCL VOLATILE ORGANICS SW8260B				**(SW5030B)**				
1,1,1-Trichloroethane	BRL	500		ug/L	232255	100	11/05/2016 17:29	BN
1,1,2,2-Tetrachloroethane	BRL	500		ug/L	232255	100	11/05/2016 17:29	BN
1,1,2-Trichloroethane	BRL	500		ug/L	232255	100	11/05/2016 17:29	BN
1,1-Dichloroethane	BRL	500		ug/L	232255	100	11/05/2016 17:29	BN
1,1-Dichloroethene	BRL	500		ug/L	232255	100	11/05/2016 17:29	BN
1,2,4-Trichlorobenzene	BRL	500		ug/L	232255	100	11/05/2016 17:29	BN
1,2-Dibromo-3-chloropropane	BRL	500		ug/L	232255	100	11/05/2016 17:29	BN
1,2-Dibromoethane	BRL	500		ug/L	232255	100	11/05/2016 17:29	BN
1,2-Dichlorobenzene	BRL	500		ug/L	232255	100	11/05/2016 17:29	BN
1,2-Dichloroethane	BRL	500		ug/L	232255	100	11/05/2016 17:29	BN
1,2-Dichloropropane	BRL	500		ug/L	232255	100	11/05/2016 17:29	BN
1,3-Dichlorobenzene	BRL	500		ug/L	232255	100	11/05/2016 17:29	BN
1,4-Dichlorobenzene	BRL	500		ug/L	232255	100	11/05/2016 17:29	BN
2-Butanone	BRL	5000		ug/L	232255	100	11/05/2016 17:29	BN
2-Hexanone	BRL	1000		ug/L	232255	100	11/05/2016 17:29	BN
4-Methyl-2-pentanone	BRL	1000		ug/L	232255	100	11/05/2016 17:29	BN
Acetone	BRL	5000		ug/L	232255	100	11/05/2016 17:29	BN
Benzene	BRL	500		ug/L	232255	100	11/05/2016 17:29	BN
Bromodichloromethane	BRL	500		ug/L	232255	100	11/05/2016 17:29	BN
Bromoform	BRL	500		ug/L	232255	100	11/05/2016 17:29	BN
Bromomethane	BRL	500		ug/L	232255	100	11/05/2016 17:29	BN
Carbon disulfide	BRL	500		ug/L	232255	100	11/05/2016 17:29	BN
Carbon tetrachloride	BRL	500		ug/L	232255	100	11/05/2016 17:29	BN
Chlorobenzene	BRL	500		ug/L	232255	100	11/05/2016 17:29	BN
Chloroethane	BRL	1000		ug/L	232255	100	11/05/2016 17:29	BN
Chloroform	BRL	500		ug/L	232255	100	11/05/2016 17:29	BN
Chloromethane	BRL	1000		ug/L	232255	100	11/05/2016 17:29	BN
cis-1,2-Dichloroethene	BRL	500		ug/L	232255	100	11/05/2016 17:29	BN
cis-1,3-Dichloropropene	BRL	500		ug/L	232255	100	11/05/2016 17:29	BN
Cyclohexane	BRL	500		ug/L	232255	100	11/05/2016 17:29	BN
Dibromochloromethane	BRL	500		ug/L	232255	100	11/05/2016 17:29	BN
Dichlorodifluoromethane	BRL	1000		ug/L	232255	100	11/05/2016 17:29	BN
Ethylbenzene	BRL	500		ug/L	232255	100	11/05/2016 17:29	BN
Freon-113	BRL	1000		ug/L	232255	100	11/05/2016 17:29	BN
Isopropylbenzene	BRL	500		ug/L	232255	100	11/05/2016 17:29	BN
m,p-Xylene	BRL	500		ug/L	232255	100	11/05/2016 17:29	BN
Methyl acetate	BRL	500		ug/L	232255	100	11/05/2016 17:29	BN
Methyl tert-butyl ether	BRL	500		ug/L	232255	100	11/05/2016 17:29	BN

Qualifiers:

*	Value exceeds maximum contaminant level	E	Estimated (value above quantitation range)
BRL	Below reporting limit	S	Spike Recovery outside limits due to matrix
H	Holding times for preparation or analysis exceeded	Narr	See case narrative
N	Analyte not NELAC certified	NC	Not confirmed
B	Analyte detected in the associated method blank	<	Less than Result value
>	Greater than Result value	J	Estimated value detected below Reporting Limit

Analytical Environmental Services, Inc

Date: 8-Nov-16

Client:	Environmental Planning Specialists, Inc.	**Client Sample ID:**	16302-MW-48A
Project Name:	Rheem	**Collection Date:**	10/28/2016 1:45:00 PM
Lab ID:	1610O96-002	**Matrix:**	Groundwater

Analyses	Result	Reporting Limit	Qual	Units	BatchID	Dilution Factor	Date Analyzed	Analyst
TCL VOLATILE ORGANICS SW8260B				**(SW5030B)**				
Methylcyclohexane	BRL	500		ug/L	232255	100	11/05/2016 17:29	BN
Methylene chloride	BRL	500		ug/L	232255	100	11/05/2016 17:29	BN
o-Xylene	BRL	500		ug/L	232255	100	11/05/2016 17:29	BN
Styrene	BRL	500		ug/L	232255	100	11/05/2016 17:29	BN
Tetrachloroethene	BRL	500		ug/L	232255	100	11/05/2016 17:29	BN
Toluene	BRL	500		ug/L	232255	100	11/05/2016 17:29	BN
trans-1,2-Dichloroethene	BRL	500		ug/L	232255	100	11/05/2016 17:29	BN
trans-1,3-Dichloropropene	BRL	500		ug/L	232255	100	11/05/2016 17:29	BN
Trichloroethene	48000	2500		ug/L	232255	500	11/07/2016 13:26	BN
Trichlorofluoromethane	BRL	500		ug/L	232255	100	11/05/2016 17:29	BN
Vinyl chloride	BRL	200		ug/L	232255	100	11/05/2016 17:29	BN
Surr: 4-Bromofluorobenzene	86	70.7-125		%REC	232255	500	11/07/2016 13:26	BN
Surr: 4-Bromofluorobenzene	88	70.7-125		%REC	232255	100	11/05/2016 17:29	BN
Surr: Dibromofluoromethane	111	82.2-120		%REC	232255	500	11/07/2016 13:26	BN
Surr: Dibromofluoromethane	112	82.2-120		%REC	232255	100	11/05/2016 17:29	BN
Surr: Toluene-d8	104	81.8-120		%REC	232255	500	11/07/2016 13:26	BN
Surr: Toluene-d8	103	81.8-120		%REC	232255	100	11/05/2016 17:29	BN
ION SCAN SW9056A								
Nitrate	0.46	0.25		mg/L	R329048	1	10/29/2016 11:32	JW
Sulfate	3.2	1.0		mg/L	R329048	1	10/29/2016 11:32	JW
GC Analysis of Gaseous Samples SOP-RSK 175				**(RSK175)**				
Ethane	BRL	9.0		ug/L	231913	1	11/02/2016 10:35	MD
Ethylene	BRL	7.0		ug/L	231913	1	11/02/2016 10:35	MD
Methane	BRL	4.0		ug/L	231913	1	11/02/2016 10:35	MD

Qualifiers:

*	Value exceeds maximum contaminant level	E	Estimated (value above quantitation range)
BRL	Below reporting limit	S	Spike Recovery outside limits due to matrix
H	Holding times for preparation or analysis exceeded	Narr	See case narrative
N	Analyte not NELAC certified	NC	Not confirmed
B	Analyte detected in the associated method blank	<	Less than Result value
>	Greater than Result value	J	Estimated value detected below Reporting Limit

Analytical Environmental Services, Inc

Date: 8-Nov-16

Client:	Environmental Planning Specialists, Inc.	**Client Sample ID:**	16302-MW-48B
Project Name:	Rheem	**Collection Date:**	10/28/2016 1:05:00 PM
Lab ID:	1610O96-003	**Matrix:**	Groundwater

Analyses	Result	Reporting Limit	Qual	Units	BatchID	Dilution Factor	Date Analyzed	Analyst
Total Organic Carbon (TOC) SW9060A								
Organic Carbon, Total	BRL	1.00		mg/L	R329014	1	11/03/2016 19:25	JW
TCL VOLATILE ORGANICS SW8260B				**(SW5030B)**				
1,1,1-Trichloroethane	BRL	2500		ug/L	232255	500	11/07/2016 15:18	NP
1,1,2,2-Tetrachloroethane	BRL	2500		ug/L	232255	500	11/07/2016 15:18	NP
1,1,2-Trichloroethane	BRL	2500		ug/L	232255	500	11/07/2016 15:18	NP
1,1-Dichloroethane	BRL	2500		ug/L	232255	500	11/07/2016 15:18	NP
1,1-Dichloroethene	BRL	2500		ug/L	232255	500	11/07/2016 15:18	NP
1,2,4-Trichlorobenzene	BRL	2500		ug/L	232255	500	11/07/2016 15:18	NP
1,2-Dibromo-3-chloropropane	BRL	2500		ug/L	232255	500	11/07/2016 15:18	NP
1,2-Dibromoethane	BRL	2500		ug/L	232255	500	11/07/2016 15:18	NP
1,2-Dichlorobenzene	BRL	2500		ug/L	232255	500	11/07/2016 15:18	NP
1,2-Dichloroethane	BRL	2500		ug/L	232255	500	11/07/2016 15:18	NP
1,2-Dichloropropane	BRL	2500		ug/L	232255	500	11/07/2016 15:18	NP
1,3-Dichlorobenzene	BRL	2500		ug/L	232255	500	11/07/2016 15:18	NP
1,4-Dichlorobenzene	BRL	2500		ug/L	232255	500	11/07/2016 15:18	NP
2-Butanone	BRL	25000		ug/L	232255	500	11/07/2016 15:18	NP
2-Hexanone	BRL	5000		ug/L	232255	500	11/07/2016 15:18	NP
4-Methyl-2-pentanone	BRL	5000		ug/L	232255	500	11/07/2016 15:18	NP
Acetone	BRL	25000		ug/L	232255	500	11/07/2016 15:18	NP
Benzene	BRL	2500		ug/L	232255	500	11/07/2016 15:18	NP
Bromodichloromethane	BRL	2500		ug/L	232255	500	11/07/2016 15:18	NP
Bromoform	BRL	2500		ug/L	232255	500	11/07/2016 15:18	NP
Bromomethane	BRL	2500		ug/L	232255	500	11/07/2016 15:18	NP
Carbon disulfide	BRL	2500		ug/L	232255	500	11/07/2016 15:18	NP
Carbon tetrachloride	BRL	2500		ug/L	232255	500	11/07/2016 15:18	NP
Chlorobenzene	BRL	2500		ug/L	232255	500	11/07/2016 15:18	NP
Chloroethane	BRL	5000		ug/L	232255	500	11/07/2016 15:18	NP
Chloroform	BRL	2500		ug/L	232255	500	11/07/2016 15:18	NP
Chloromethane	BRL	5000		ug/L	232255	500	11/07/2016 15:18	NP
cis-1,2-Dichloroethene	BRL	2500		ug/L	232255	500	11/07/2016 15:18	NP
cis-1,3-Dichloropropene	BRL	2500		ug/L	232255	500	11/07/2016 15:18	NP
Cyclohexane	BRL	2500		ug/L	232255	500	11/07/2016 15:18	NP
Dibromochloromethane	BRL	2500		ug/L	232255	500	11/07/2016 15:18	NP
Dichlorodifluoromethane	BRL	5000		ug/L	232255	500	11/07/2016 15:18	NP
Ethylbenzene	BRL	2500		ug/L	232255	500	11/07/2016 15:18	NP
Freon-113	BRL	5000		ug/L	232255	500	11/07/2016 15:18	NP
Isopropylbenzene	BRL	2500		ug/L	232255	500	11/07/2016 15:18	NP
m,p-Xylene	BRL	2500		ug/L	232255	500	11/07/2016 15:18	NP
Methyl acetate	BRL	2500		ug/L	232255	500	11/07/2016 15:18	NP
Methyl tert-butyl ether	BRL	2500		ug/L	232255	500	11/07/2016 15:18	NP

Qualifiers:

*	Value exceeds maximum contaminant level	E	Estimated (value above quantitation range)
BRL	Below reporting limit	S	Spike Recovery outside limits due to matrix
H	Holding times for preparation or analysis exceeded	Narr	See case narrative
N	Analyte not NELAC certified	NC	Not confirmed
B	Analyte detected in the associated method blank	<	Less than Result value
>	Greater than Result value	J	Estimated value detected below Reporting Limit

Analytical Environmental Services, Inc

Date: 8-Nov-16

Client:	Environmental Planning Specialists, Inc.	**Client Sample ID:**	16302-MW-48B
Project Name:	Rheem	**Collection Date:**	10/28/2016 1:05:00 PM
Lab ID:	1610O96-003	**Matrix:**	Groundwater

Analyses	Result	Reporting Limit	Qual	Units	BatchID	Dilution Factor	Date Analyzed	Analyst
TCL VOLATILE ORGANICS SW8260B				**(SW5030B)**				
Methylcyclohexane	BRL	2500		ug/L	232255	500	11/07/2016 15:18	NP
Methylene chloride	BRL	2500		ug/L	232255	500	11/07/2016 15:18	NP
o-Xylene	BRL	2500		ug/L	232255	500	11/07/2016 15:18	NP
Styrene	BRL	2500		ug/L	232255	500	11/07/2016 15:18	NP
Tetrachloroethene	BRL	2500		ug/L	232255	500	11/07/2016 15:18	NP
Toluene	BRL	2500		ug/L	232255	500	11/07/2016 15:18	NP
trans-1,2-Dichloroethene	BRL	2500		ug/L	232255	500	11/07/2016 15:18	NP
trans-1,3-Dichloropropene	BRL	2500		ug/L	232255	500	11/07/2016 15:18	NP
Trichloroethene	34000	2500		ug/L	232255	500	11/07/2016 15:18	NP
Trichlorofluoromethane	BRL	2500		ug/L	232255	500	11/07/2016 15:18	NP
Vinyl chloride	BRL	1000		ug/L	232255	500	11/07/2016 15:18	NP
Surr: 4-Bromofluorobenzene	102	70.7-125		%REC	232255	500	11/07/2016 15:18	NP
Surr: Dibromofluoromethane	106	82.2-120		%REC	232255	500	11/07/2016 15:18	NP
Surr: Toluene-d8	102	81.8-120		%REC	232255	500	11/07/2016 15:18	NP
ION SCAN SW9056A								
Nitrate	0.73	0.25		mg/L	R329048	1	10/29/2016 11:46	JW
Sulfate	2.0	1.0		mg/L	R329048	1	10/29/2016 11:46	JW
GC Analysis of Gaseous Samples SOP-RSK 175				**(RSK175)**				
Ethane	BRL	9.0		ug/L	231913	1	11/02/2016 10:40	MD
Ethylene	BRL	7.0		ug/L	231913	1	11/02/2016 10:40	MD
Methane	BRL	4.0		ug/L	231913	1	11/02/2016 10:40	MD

Qualifiers:

*	Value exceeds maximum contaminant level	E	Estimated (value above quantitation range)
BRL	Below reporting limit	S	Spike Recovery outside limits due to matrix
H	Holding times for preparation or analysis exceeded	Narr	See case narrative
N	Analyte not NELAC certified	NC	Not confirmed
B	Analyte detected in the associated method blank	<	Less than Result value
>	Greater than Result value	J	Estimated value detected below Reporting Limit

Analytical Environmental Services, Inc

Date: 8-Nov-16

Client:	Environmental Planning Specialists, Inc.	**Client Sample ID:**	16302-MW-48C
Project Name:	Rheem	**Collection Date:**	10/28/2016 1:00:00 PM
Lab ID:	1610O96-004	**Matrix:**	Groundwater

Analyses	Result	Reporting Limit	Qual	Units	BatchID	Dilution Factor	Date Analyzed	Analyst
Total Organic Carbon (TOC) SW9060A								
Organic Carbon, Total	BRL	1.00		mg/L	R329014	1	11/03/2016 19:46	JW
TCL VOLATILE ORGANICS SW8260B				**(SW5030B)**				
1,1,1-Trichloroethane	BRL	5.0		ug/L	232255	1	11/04/2016 18:50	BN
1,1,2,2-Tetrachloroethane	BRL	5.0		ug/L	232255	1	11/04/2016 18:50	BN
1,1,2-Trichloroethane	BRL	5.0		ug/L	232255	1	11/04/2016 18:50	BN
1,1-Dichloroethane	BRL	5.0		ug/L	232255	1	11/04/2016 18:50	BN
1,1-Dichloroethene	BRL	5.0		ug/L	232255	1	11/04/2016 18:50	BN
1,2,4-Trichlorobenzene	BRL	5.0		ug/L	232255	1	11/04/2016 18:50	BN
1,2-Dibromo-3-chloropropane	BRL	5.0		ug/L	232255	1	11/04/2016 18:50	BN
1,2-Dibromoethane	BRL	5.0		ug/L	232255	1	11/04/2016 18:50	BN
1,2-Dichlorobenzene	BRL	5.0		ug/L	232255	1	11/04/2016 18:50	BN
1,2-Dichloroethane	BRL	5.0		ug/L	232255	1	11/04/2016 18:50	BN
1,2-Dichloropropane	BRL	5.0		ug/L	232255	1	11/04/2016 18:50	BN
1,3-Dichlorobenzene	BRL	5.0		ug/L	232255	1	11/04/2016 18:50	BN
1,4-Dichlorobenzene	BRL	5.0		ug/L	232255	1	11/04/2016 18:50	BN
2-Butanone	BRL	50		ug/L	232255	1	11/04/2016 18:50	BN
2-Hexanone	BRL	10		ug/L	232255	1	11/04/2016 18:50	BN
4-Methyl-2-pentanone	BRL	10		ug/L	232255	1	11/04/2016 18:50	BN
Acetone	BRL	50		ug/L	232255	1	11/04/2016 18:50	BN
Benzene	BRL	5.0		ug/L	232255	1	11/04/2016 18:50	BN
Bromodichloromethane	BRL	5.0		ug/L	232255	1	11/04/2016 18:50	BN
Bromoform	BRL	5.0		ug/L	232255	1	11/04/2016 18:50	BN
Bromomethane	BRL	5.0		ug/L	232255	1	11/04/2016 18:50	BN
Carbon disulfide	BRL	5.0		ug/L	232255	1	11/04/2016 18:50	BN
Carbon tetrachloride	BRL	5.0		ug/L	232255	1	11/04/2016 18:50	BN
Chlorobenzene	BRL	5.0		ug/L	232255	1	11/04/2016 18:50	BN
Chloroethane	BRL	10		ug/L	232255	1	11/04/2016 18:50	BN
Chloroform	BRL	5.0		ug/L	232255	1	11/04/2016 18:50	BN
Chloromethane	BRL	10		ug/L	232255	1	11/04/2016 18:50	BN
cis-1,2-Dichloroethene	BRL	5.0		ug/L	232255	1	11/04/2016 18:50	BN
cis-1,3-Dichloropropene	BRL	5.0		ug/L	232255	1	11/04/2016 18:50	BN
Cyclohexane	BRL	5.0		ug/L	232255	1	11/04/2016 18:50	BN
Dibromochloromethane	BRL	5.0		ug/L	232255	1	11/04/2016 18:50	BN
Dichlorodifluoromethane	BRL	10		ug/L	232255	1	11/04/2016 18:50	BN
Ethylbenzene	BRL	5.0		ug/L	232255	1	11/04/2016 18:50	BN
Freon-113	BRL	10		ug/L	232255	1	11/04/2016 18:50	BN
Isopropylbenzene	BRL	5.0		ug/L	232255	1	11/04/2016 18:50	BN
m,p-Xylene	BRL	5.0		ug/L	232255	1	11/04/2016 18:50	BN
Methyl acetate	BRL	5.0		ug/L	232255	1	11/04/2016 18:50	BN
Methyl tert-butyl ether	BRL	5.0		ug/L	232255	1	11/04/2016 18:50	BN

Qualifiers:

*	Value exceeds maximum contaminant level	E	Estimated (value above quantitation range)
BRL	Below reporting limit	S	Spike Recovery outside limits due to matrix
H	Holding times for preparation or analysis exceeded	Narr	See case narrative
N	Analyte not NELAC certified	NC	Not confirmed
B	Analyte detected in the associated method blank	<	Less than Result value
>	Greater than Result value	J	Estimated value detected below Reporting Limit

Analytical Environmental Services, Inc

Date: 8-Nov-16

Client:	Environmental Planning Specialists, Inc.	**Client Sample ID:**	16302-MW-48C
Project Name:	Rheem	**Collection Date:**	10/28/2016 1:00:00 PM
Lab ID:	1610O96-004	**Matrix:**	Groundwater

Analyses	Result	Reporting Limit	Qual	Units	BatchID	Dilution Factor	Date Analyzed	Analyst
TCL VOLATILE ORGANICS SW8260B				**(SW5030B)**				
Methylcyclohexane	BRL	5.0		ug/L	232255	1	11/04/2016 18:50	BN
Methylene chloride	BRL	5.0		ug/L	232255	1	11/04/2016 18:50	BN
o-Xylene	BRL	5.0		ug/L	232255	1	11/04/2016 18:50	BN
Styrene	BRL	5.0		ug/L	232255	1	11/04/2016 18:50	BN
Tetrachloroethene	BRL	5.0		ug/L	232255	1	11/04/2016 18:50	BN
Toluene	BRL	5.0		ug/L	232255	1	11/04/2016 18:50	BN
trans-1,2-Dichloroethene	BRL	5.0		ug/L	232255	1	11/04/2016 18:50	BN
trans-1,3-Dichloropropene	BRL	5.0		ug/L	232255	1	11/04/2016 18:50	BN
Trichloroethene	BRL	5.0		ug/L	232255	1	11/04/2016 18:50	BN
Trichlorofluoromethane	BRL	5.0		ug/L	232255	1	11/04/2016 18:50	BN
Vinyl chloride	BRL	2.0		ug/L	232255	1	11/04/2016 18:50	BN
Surr: 4-Bromofluorobenzene	91.1	70.7-125		%REC	232255	1	11/04/2016 18:50	BN
Surr: Dibromofluoromethane	102	82.2-120		%REC	232255	1	11/04/2016 18:50	BN
Surr: Toluene-d8	95.8	81.8-120		%REC	232255	1	11/04/2016 18:50	BN
ION SCAN SW9056A								
Nitrate	0.36	0.25		mg/L	R329048	1	10/29/2016 12:01	JW
Sulfate	4.4	1.0		mg/L	R329048	1	10/29/2016 12:01	JW
GC Analysis of Gaseous Samples SOP-RSK 175				**(RSK175)**				
Ethane	BRL	9.0		ug/L	231913	1	11/02/2016 10:44	MD
Ethylene	BRL	7.0		ug/L	231913	1	11/02/2016 10:44	MD
Methane	BRL	4.0		ug/L	231913	1	11/02/2016 10:44	MD

Qualifiers:

*	Value exceeds maximum contaminant level	E	Estimated (value above quantitation range)
BRL	Below reporting limit	S	Spike Recovery outside limits due to matrix
H	Holding times for preparation or analysis exceeded	Narr	See case narrative
N	Analyte not NELAC certified	NC	Not confirmed
B	Analyte detected in the associated method blank	<	Less than Result value
>	Greater than Result value	J	Estimated value detected below Reporting Limit

Analytical Environmental Services, Inc

Date: 8-Nov-16

Client:	Environmental Planning Specialists, Inc.	**Client Sample ID:**	16302-MW-49A
Project Name:	Rheem	**Collection Date:**	10/28/2016 3:50:00 PM
Lab ID:	1610O96-005	**Matrix:**	Groundwater

Analyses	Result	Reporting Limit	Qual	Units	BatchID	Dilution Factor	Date Analyzed	Analyst
Total Organic Carbon (TOC) SW9060A								
Organic Carbon, Total	BRL	1.00		mg/L	R329014	1	11/03/2016 20:07	JW
TCL VOLATILE ORGANICS SW8260B				**(SW5030B)**				
1,1,1-Trichloroethane	BRL	2500		ug/L	232255	500	11/04/2016 19:41	BN
1,1,2,2-Tetrachloroethane	BRL	2500		ug/L	232255	500	11/04/2016 19:41	BN
1,1,2-Trichloroethane	BRL	2500		ug/L	232255	500	11/04/2016 19:41	BN
1,1-Dichloroethane	BRL	2500		ug/L	232255	500	11/04/2016 19:41	BN
1,1-Dichloroethene	BRL	2500		ug/L	232255	500	11/04/2016 19:41	BN
1,2,4-Trichlorobenzene	BRL	2500		ug/L	232255	500	11/04/2016 19:41	BN
1,2-Dibromo-3-chloropropane	BRL	2500		ug/L	232255	500	11/04/2016 19:41	BN
1,2-Dibromoethane	BRL	2500		ug/L	232255	500	11/04/2016 19:41	BN
1,2-Dichlorobenzene	BRL	2500		ug/L	232255	500	11/04/2016 19:41	BN
1,2-Dichloroethane	BRL	2500		ug/L	232255	500	11/04/2016 19:41	BN
1,2-Dichloropropane	BRL	2500		ug/L	232255	500	11/04/2016 19:41	BN
1,3-Dichlorobenzene	BRL	2500		ug/L	232255	500	11/04/2016 19:41	BN
1,4-Dichlorobenzene	BRL	2500		ug/L	232255	500	11/04/2016 19:41	BN
2-Butanone	BRL	25000		ug/L	232255	500	11/04/2016 19:41	BN
2-Hexanone	BRL	5000		ug/L	232255	500	11/04/2016 19:41	BN
4-Methyl-2-pentanone	BRL	5000		ug/L	232255	500	11/04/2016 19:41	BN
Acetone	BRL	25000		ug/L	232255	500	11/04/2016 19:41	BN
Benzene	BRL	2500		ug/L	232255	500	11/04/2016 19:41	BN
Bromodichloromethane	BRL	2500		ug/L	232255	500	11/04/2016 19:41	BN
Bromoform	BRL	2500		ug/L	232255	500	11/04/2016 19:41	BN
Bromomethane	BRL	2500		ug/L	232255	500	11/04/2016 19:41	BN
Carbon disulfide	BRL	2500		ug/L	232255	500	11/04/2016 19:41	BN
Carbon tetrachloride	BRL	2500		ug/L	232255	500	11/04/2016 19:41	BN
Chlorobenzene	BRL	2500		ug/L	232255	500	11/04/2016 19:41	BN
Chloroethane	BRL	5000		ug/L	232255	500	11/04/2016 19:41	BN
Chloroform	BRL	2500		ug/L	232255	500	11/04/2016 19:41	BN
Chloromethane	BRL	5000		ug/L	232255	500	11/04/2016 19:41	BN
cis-1,2-Dichloroethene	BRL	2500		ug/L	232255	500	11/04/2016 19:41	BN
cis-1,3-Dichloropropene	BRL	2500		ug/L	232255	500	11/04/2016 19:41	BN
Cyclohexane	BRL	2500		ug/L	232255	500	11/04/2016 19:41	BN
Dibromochloromethane	BRL	2500		ug/L	232255	500	11/04/2016 19:41	BN
Dichlorodifluoromethane	BRL	5000		ug/L	232255	500	11/04/2016 19:41	BN
Ethylbenzene	BRL	2500		ug/L	232255	500	11/04/2016 19:41	BN
Freon-113	BRL	5000		ug/L	232255	500	11/04/2016 19:41	BN
Isopropylbenzene	BRL	2500		ug/L	232255	500	11/04/2016 19:41	BN
m,p-Xylene	BRL	2500		ug/L	232255	500	11/04/2016 19:41	BN
Methyl acetate	BRL	2500		ug/L	232255	500	11/04/2016 19:41	BN
Methyl tert-butyl ether	BRL	2500		ug/L	232255	500	11/04/2016 19:41	BN

Qualifiers:

*	Value exceeds maximum contaminant level	E	Estimated (value above quantitation range)
BRL	Below reporting limit	S	Spike Recovery outside limits due to matrix
H	Holding times for preparation or analysis exceeded	Narr	See case narrative
N	Analyte not NELAC certified	NC	Not confirmed
B	Analyte detected in the associated method blank	<	Less than Result value
>	Greater than Result value	J	Estimated value detected below Reporting Limit

Analytical Environmental Services, Inc

Date: 8-Nov-16

Client:	Environmental Planning Specialists, Inc.	**Client Sample ID:**	16302-MW-49A
Project Name:	Rheem	**Collection Date:**	10/28/2016 3:50:00 PM
Lab ID:	1610O96-005	**Matrix:**	Groundwater

Analyses	Result	Reporting Limit	Qual	Units	BatchID	Dilution Factor	Date Analyzed	Analyst
TCL VOLATILE ORGANICS SW8260B				**(SW5030B)**				
Methylcyclohexane	BRL	2500		ug/L	232255	500	11/04/2016 19:41	BN
Methylene chloride	BRL	2500		ug/L	232255	500	11/04/2016 19:41	BN
o-Xylene	BRL	2500		ug/L	232255	500	11/04/2016 19:41	BN
Styrene	BRL	2500		ug/L	232255	500	11/04/2016 19:41	BN
Tetrachloroethene	BRL	2500		ug/L	232255	500	11/04/2016 19:41	BN
Toluene	BRL	2500		ug/L	232255	500	11/04/2016 19:41	BN
trans-1,2-Dichloroethene	BRL	2500		ug/L	232255	500	11/04/2016 19:41	BN
trans-1,3-Dichloropropene	BRL	2500		ug/L	232255	500	11/04/2016 19:41	BN
Trichloroethene	74000	2500		ug/L	232255	500	11/04/2016 19:41	BN
Trichlorofluoromethane	BRL	2500		ug/L	232255	500	11/04/2016 19:41	BN
Vinyl chloride	BRL	1000		ug/L	232255	500	11/04/2016 19:41	BN
Surr: 4-Bromofluorobenzene	90.7	70.7-125		%REC	232255	500	11/04/2016 19:41	BN
Surr: Dibromofluoromethane	96.6	82.2-120		%REC	232255	500	11/04/2016 19:41	BN
Surr: Toluene-d8	94.3	81.8-120		%REC	232255	500	11/04/2016 19:41	BN
ION SCAN SW9056A								
Nitrate	BRL	0.25		mg/L	R329048	1	10/29/2016 12:16	JW
Sulfate	4.7	1.0		mg/L	R329048	1	10/29/2016 12:16	JW
GC Analysis of Gaseous Samples SOP-RSK 175				**(RSK175)**				
Ethane	BRL	9.0		ug/L	231913	1	11/02/2016 10:49	MD
Ethylene	BRL	7.0		ug/L	231913	1	11/02/2016 10:49	MD
Methane	BRL	4.0		ug/L	231913	1	11/02/2016 10:49	MD

Qualifiers:

*	Value exceeds maximum contaminant level	E	Estimated (value above quantitation range)
BRL	Below reporting limit	S	Spike Recovery outside limits due to matrix
H	Holding times for preparation or analysis exceeded	Narr	See case narrative
N	Analyte not NELAC certified	NC	Not confirmed
B	Analyte detected in the associated method blank	<	Less than Result value
>	Greater than Result value	J	Estimated value detected below Reporting Limit

Analytical Environmental Services, Inc

Date: 8-Nov-16

Client:	Environmental Planning Specialists, Inc.	**Client Sample ID:**	16302-MW-49B
Project Name:	Rheem	**Collection Date:**	10/28/2016 3:40:00 PM
Lab ID:	1610O96-006	**Matrix:**	Groundwater

Analyses	Result	Reporting Limit	Qual	Units	BatchID	Dilution Factor	Date Analyzed	Analyst
Total Organic Carbon (TOC) SW9060A								
Organic Carbon, Total	BRL	1.00		mg/L	R329014	1	11/03/2016 21:37	JW
TCL VOLATILE ORGANICS SW8260B				**(SW5030B)**				
1,1,1-Trichloroethane	BRL	2500		ug/L	232255	500	11/04/2016 20:07	BN
1,1,2,2-Tetrachloroethane	BRL	2500		ug/L	232255	500	11/04/2016 20:07	BN
1,1,2-Trichloroethane	BRL	2500		ug/L	232255	500	11/04/2016 20:07	BN
1,1-Dichloroethane	BRL	2500		ug/L	232255	500	11/04/2016 20:07	BN
1,1-Dichloroethene	BRL	2500		ug/L	232255	500	11/04/2016 20:07	BN
1,2,4-Trichlorobenzene	BRL	2500		ug/L	232255	500	11/04/2016 20:07	BN
1,2-Dibromo-3-chloropropane	BRL	2500		ug/L	232255	500	11/04/2016 20:07	BN
1,2-Dibromoethane	BRL	2500		ug/L	232255	500	11/04/2016 20:07	BN
1,2-Dichlorobenzene	BRL	2500		ug/L	232255	500	11/04/2016 20:07	BN
1,2-Dichloroethane	BRL	2500		ug/L	232255	500	11/04/2016 20:07	BN
1,2-Dichloropropane	BRL	2500		ug/L	232255	500	11/04/2016 20:07	BN
1,3-Dichlorobenzene	BRL	2500		ug/L	232255	500	11/04/2016 20:07	BN
1,4-Dichlorobenzene	BRL	2500		ug/L	232255	500	11/04/2016 20:07	BN
2-Butanone	BRL	25000		ug/L	232255	500	11/04/2016 20:07	BN
2-Hexanone	BRL	5000		ug/L	232255	500	11/04/2016 20:07	BN
4-Methyl-2-pentanone	BRL	5000		ug/L	232255	500	11/04/2016 20:07	BN
Acetone	BRL	25000		ug/L	232255	500	11/04/2016 20:07	BN
Benzene	BRL	2500		ug/L	232255	500	11/04/2016 20:07	BN
Bromodichloromethane	BRL	2500		ug/L	232255	500	11/04/2016 20:07	BN
Bromoform	BRL	2500		ug/L	232255	500	11/04/2016 20:07	BN
Bromomethane	BRL	2500		ug/L	232255	500	11/04/2016 20:07	BN
Carbon disulfide	BRL	2500		ug/L	232255	500	11/04/2016 20:07	BN
Carbon tetrachloride	BRL	2500		ug/L	232255	500	11/04/2016 20:07	BN
Chlorobenzene	BRL	2500		ug/L	232255	500	11/04/2016 20:07	BN
Chloroethane	BRL	5000		ug/L	232255	500	11/04/2016 20:07	BN
Chloroform	BRL	2500		ug/L	232255	500	11/04/2016 20:07	BN
Chloromethane	BRL	5000		ug/L	232255	500	11/04/2016 20:07	BN
cis-1,2-Dichloroethene	BRL	2500		ug/L	232255	500	11/04/2016 20:07	BN
cis-1,3-Dichloropropene	BRL	2500		ug/L	232255	500	11/04/2016 20:07	BN
Cyclohexane	BRL	2500		ug/L	232255	500	11/04/2016 20:07	BN
Dibromochloromethane	BRL	2500		ug/L	232255	500	11/04/2016 20:07	BN
Dichlorodifluoromethane	BRL	5000		ug/L	232255	500	11/04/2016 20:07	BN
Ethylbenzene	BRL	2500		ug/L	232255	500	11/04/2016 20:07	BN
Freon-113	BRL	5000		ug/L	232255	500	11/04/2016 20:07	BN
Isopropylbenzene	BRL	2500		ug/L	232255	500	11/04/2016 20:07	BN
m,p-Xylene	BRL	2500		ug/L	232255	500	11/04/2016 20:07	BN
Methyl acetate	BRL	2500		ug/L	232255	500	11/04/2016 20:07	BN
Methyl tert-butyl ether	BRL	2500		ug/L	232255	500	11/04/2016 20:07	BN

Qualifiers:

*	Value exceeds maximum contaminant level	E	Estimated (value above quantitation range)
BRL	Below reporting limit	S	Spike Recovery outside limits due to matrix
H	Holding times for preparation or analysis exceeded	Narr	See case narrative
N	Analyte not NELAC certified	NC	Not confirmed
B	Analyte detected in the associated method blank	<	Less than Result value
>	Greater than Result value	J	Estimated value detected below Reporting Limit

Analytical Environmental Services, Inc

Date: 8-Nov-16

Client:	Environmental Planning Specialists, Inc.	**Client Sample ID:**	16302-MW-49B
Project Name:	Rheem	**Collection Date:**	10/28/2016 3:40:00 PM
Lab ID:	1610O96-006	**Matrix:**	Groundwater

Analyses	Result	Reporting Limit	Qual	Units	BatchID	Dilution Factor	Date Analyzed	Analyst
TCL VOLATILE ORGANICS SW8260B				**(SW5030B)**				
Methylcyclohexane	BRL	2500		ug/L	232255	500	11/04/2016 20:07	BN
Methylene chloride	BRL	2500		ug/L	232255	500	11/04/2016 20:07	BN
o-Xylene	BRL	2500		ug/L	232255	500	11/04/2016 20:07	BN
Styrene	BRL	2500		ug/L	232255	500	11/04/2016 20:07	BN
Tetrachloroethene	BRL	2500		ug/L	232255	500	11/04/2016 20:07	BN
Toluene	BRL	2500		ug/L	232255	500	11/04/2016 20:07	BN
trans-1,2-Dichloroethene	BRL	2500		ug/L	232255	500	11/04/2016 20:07	BN
trans-1,3-Dichloropropene	BRL	2500		ug/L	232255	500	11/04/2016 20:07	BN
Trichloroethene	75000	2500		ug/L	232255	500	11/04/2016 20:07	BN
Trichlorofluoromethane	BRL	2500		ug/L	232255	500	11/04/2016 20:07	BN
Vinyl chloride	BRL	1000		ug/L	232255	500	11/04/2016 20:07	BN
Surr: 4-Bromofluorobenzene	90.1	70.7-125		%REC	232255	500	11/04/2016 20:07	BN
Surr: Dibromofluoromethane	97.2	82.2-120		%REC	232255	500	11/04/2016 20:07	BN
Surr: Toluene-d8	93	81.8-120		%REC	232255	500	11/04/2016 20:07	BN
ION SCAN SW9056A								
Nitrate	BRL	0.25		mg/L	R329048	1	10/29/2016 12:30	JW
Sulfate	4.3	1.0		mg/L	R329048	1	10/29/2016 12:30	JW
GC Analysis of Gaseous Samples SOP-RSK 175				**(RSK175)**				
Ethane	BRL	9.0		ug/L	231913	1	11/02/2016 10:53	MD
Ethylene	BRL	7.0		ug/L	231913	1	11/02/2016 10:53	MD
Methane	BRL	4.0		ug/L	231913	1	11/02/2016 10:53	MD

Qualifiers:

*	Value exceeds maximum contaminant level	E	Estimated (value above quantitation range)
BRL	Below reporting limit	S	Spike Recovery outside limits due to matrix
H	Holding times for preparation or analysis exceeded	Narr	See case narrative
N	Analyte not NELAC certified	NC	Not confirmed
B	Analyte detected in the associated method blank	<	Less than Result value
>	Greater than Result value	J	Estimated value detected below Reporting Limit

Analytical Environmental Services, Inc

Date: 8-Nov-16

Client:	Environmental Planning Specialists, Inc.	**Client Sample ID:**	16302-MW-49C
Project Name:	Rheem	**Collection Date:**	10/28/2016 4:15:00 PM
Lab ID:	1610O96-007	**Matrix:**	Groundwater

Analyses	Result	Reporting Limit	Qual	Units	BatchID	Dilution Factor	Date Analyzed	Analyst
Total Organic Carbon (TOC) SW9060A								
Organic Carbon, Total	BRL	1.00		mg/L	R329014	1	11/03/2016 21:58	JW
TCL VOLATILE ORGANICS SW8260B				**(SW5030B)**				
1,1,1-Trichloroethane	BRL	250		ug/L	232255	50	11/07/2016 15:41	NP
1,1,2,2-Tetrachloroethane	BRL	250		ug/L	232255	50	11/07/2016 15:41	NP
1,1,2-Trichloroethane	BRL	250		ug/L	232255	50	11/07/2016 15:41	NP
1,1-Dichloroethane	BRL	250		ug/L	232255	50	11/07/2016 15:41	NP
1,1-Dichloroethene	BRL	250		ug/L	232255	50	11/07/2016 15:41	NP
1,2,4-Trichlorobenzene	BRL	250		ug/L	232255	50	11/07/2016 15:41	NP
1,2-Dibromo-3-chloropropane	BRL	250		ug/L	232255	50	11/07/2016 15:41	NP
1,2-Dibromoethane	BRL	250		ug/L	232255	50	11/07/2016 15:41	NP
1,2-Dichlorobenzene	BRL	250		ug/L	232255	50	11/07/2016 15:41	NP
1,2-Dichloroethane	BRL	250		ug/L	232255	50	11/07/2016 15:41	NP
1,2-Dichloropropane	BRL	250		ug/L	232255	50	11/07/2016 15:41	NP
1,3-Dichlorobenzene	BRL	250		ug/L	232255	50	11/07/2016 15:41	NP
1,4-Dichlorobenzene	BRL	250		ug/L	232255	50	11/07/2016 15:41	NP
2-Butanone	BRL	2500		ug/L	232255	50	11/07/2016 15:41	NP
2-Hexanone	BRL	500		ug/L	232255	50	11/07/2016 15:41	NP
4-Methyl-2-pentanone	BRL	500		ug/L	232255	50	11/07/2016 15:41	NP
Acetone	BRL	2500		ug/L	232255	50	11/07/2016 15:41	NP
Benzene	BRL	250		ug/L	232255	50	11/07/2016 15:41	NP
Bromodichloromethane	BRL	250		ug/L	232255	50	11/07/2016 15:41	NP
Bromoform	BRL	250		ug/L	232255	50	11/07/2016 15:41	NP
Bromomethane	BRL	250		ug/L	232255	50	11/07/2016 15:41	NP
Carbon disulfide	BRL	250		ug/L	232255	50	11/07/2016 15:41	NP
Carbon tetrachloride	BRL	250		ug/L	232255	50	11/07/2016 15:41	NP
Chlorobenzene	BRL	250		ug/L	232255	50	11/07/2016 15:41	NP
Chloroethane	BRL	500		ug/L	232255	50	11/07/2016 15:41	NP
Chloroform	BRL	250		ug/L	232255	50	11/07/2016 15:41	NP
Chloromethane	BRL	500		ug/L	232255	50	11/07/2016 15:41	NP
cis-1,2-Dichloroethene	BRL	250		ug/L	232255	50	11/07/2016 15:41	NP
cis-1,3-Dichloropropene	BRL	250		ug/L	232255	50	11/07/2016 15:41	NP
Cyclohexane	BRL	250		ug/L	232255	50	11/07/2016 15:41	NP
Dibromochloromethane	BRL	250		ug/L	232255	50	11/07/2016 15:41	NP
Dichlorodifluoromethane	BRL	500		ug/L	232255	50	11/07/2016 15:41	NP
Ethylbenzene	BRL	250		ug/L	232255	50	11/07/2016 15:41	NP
Freon-113	BRL	500		ug/L	232255	50	11/07/2016 15:41	NP
Isopropylbenzene	BRL	250		ug/L	232255	50	11/07/2016 15:41	NP
m,p-Xylene	BRL	250		ug/L	232255	50	11/07/2016 15:41	NP
Methyl acetate	BRL	250		ug/L	232255	50	11/07/2016 15:41	NP
Methyl tert-butyl ether	BRL	250		ug/L	232255	50	11/07/2016 15:41	NP

Qualifiers:

*	Value exceeds maximum contaminant level	E	Estimated (value above quantitation range)
BRL	Below reporting limit	S	Spike Recovery outside limits due to matrix
H	Holding times for preparation or analysis exceeded	Narr	See case narrative
N	Analyte not NELAC certified	NC	Not confirmed
B	Analyte detected in the associated method blank	<	Less than Result value
>	Greater than Result value	J	Estimated value detected below Reporting Limit

Analytical Environmental Services, Inc

Date: 8-Nov-16

Client:	Environmental Planning Specialists, Inc.	**Client Sample ID:**	16302-MW-49C
Project Name:	Rheem	**Collection Date:**	10/28/2016 4:15:00 PM
Lab ID:	1610O96-007	**Matrix:**	Groundwater

Analyses	Result	Reporting Limit	Qual	Units	BatchID	Dilution Factor	Date Analyzed	Analyst
TCL VOLATILE ORGANICS SW8260B				**(SW5030B)**				
Methylcyclohexane	BRL	250		ug/L	232255	50	11/07/2016 15:41	NP
Methylene chloride	BRL	250		ug/L	232255	50	11/07/2016 15:41	NP
o-Xylene	BRL	250		ug/L	232255	50	11/07/2016 15:41	NP
Styrene	BRL	250		ug/L	232255	50	11/07/2016 15:41	NP
Tetrachloroethene	BRL	250		ug/L	232255	50	11/07/2016 15:41	NP
Toluene	BRL	250		ug/L	232255	50	11/07/2016 15:41	NP
trans-1,2-Dichloroethene	BRL	250		ug/L	232255	50	11/07/2016 15:41	NP
trans-1,3-Dichloropropene	BRL	250		ug/L	232255	50	11/07/2016 15:41	NP
Trichloroethene	7100	250		ug/L	232255	50	11/07/2016 15:41	NP
Trichlorofluoromethane	BRL	250		ug/L	232255	50	11/07/2016 15:41	NP
Vinyl chloride	BRL	100		ug/L	232255	50	11/07/2016 15:41	NP
Surr: 4-Bromofluorobenzene	98.7	70.7-125		%REC	232255	50	11/07/2016 15:41	NP
Surr: Dibromofluoromethane	106	82.2-120		%REC	232255	50	11/07/2016 15:41	NP
Surr: Toluene-d8	103	81.8-120		%REC	232255	50	11/07/2016 15:41	NP
ION SCAN SW9056A								
Nitrate	BRL	0.25		mg/L	R329048	1	10/29/2016 12:45	JW
Sulfate	17	1.0		mg/L	R329048	1	10/29/2016 12:45	JW
GC Analysis of Gaseous Samples SOP-RSK 175				**(RSK175)**				
Ethane	BRL	9.0		ug/L	231913	1	11/02/2016 10:58	MD
Ethylene	BRL	7.0		ug/L	231913	1	11/02/2016 10:58	MD
Methane	BRL	4.0		ug/L	231913	1	11/02/2016 10:58	MD

Qualifiers:

*	Value exceeds maximum contaminant level	E	Estimated (value above quantitation range)
BRL	Below reporting limit	S	Spike Recovery outside limits due to matrix
H	Holding times for preparation or analysis exceeded	Narr	See case narrative
N	Analyte not NELAC certified	NC	Not confirmed
B	Analyte detected in the associated method blank	<	Less than Result value
>	Greater than Result value	J	Estimated value detected below Reporting Limit

Analytical Environmental Services, Inc

Date: 8-Nov-16

Client:	Environmental Planning Specialists, Inc.	**Client Sample ID:**	16302-MW-50A
Project Name:	Rheem	**Collection Date:**	10/28/2016 9:30:00 AM
Lab ID:	1610O96-008	**Matrix:**	Groundwater

Analyses	Result	Reporting Limit	Qual	Units	BatchID	Dilution Factor	Date Analyzed	Analyst
Total Organic Carbon (TOC) SW9060A								
Organic Carbon, Total	2.01	1.00		mg/L	R329014	1	11/03/2016 22:19	JW
TCL VOLATILE ORGANICS SW8260B				**(SW5030B)**				
1,1,1-Trichloroethane	BRL	500		ug/L	232255	100	11/05/2016 16:37	BN
1,1,2,2-Tetrachloroethane	BRL	500		ug/L	232255	100	11/05/2016 16:37	BN
1,1,2-Trichloroethane	BRL	500		ug/L	232255	100	11/05/2016 16:37	BN
1,1-Dichloroethane	BRL	500		ug/L	232255	100	11/05/2016 16:37	BN
1,1-Dichloroethene	4200	500		ug/L	232255	100	11/05/2016 16:37	BN
1,2,4-Trichlorobenzene	BRL	500		ug/L	232255	100	11/05/2016 16:37	BN
1,2-Dibromo-3-chloropropane	BRL	500		ug/L	232255	100	11/05/2016 16:37	BN
1,2-Dibromoethane	BRL	500		ug/L	232255	100	11/05/2016 16:37	BN
1,2-Dichlorobenzene	BRL	500		ug/L	232255	100	11/05/2016 16:37	BN
1,2-Dichloroethane	BRL	500		ug/L	232255	100	11/05/2016 16:37	BN
1,2-Dichloropropane	BRL	500		ug/L	232255	100	11/05/2016 16:37	BN
1,3-Dichlorobenzene	BRL	500		ug/L	232255	100	11/05/2016 16:37	BN
1,4-Dichlorobenzene	BRL	500		ug/L	232255	100	11/05/2016 16:37	BN
2-Butanone	BRL	5000		ug/L	232255	100	11/05/2016 16:37	BN
2-Hexanone	BRL	1000		ug/L	232255	100	11/05/2016 16:37	BN
4-Methyl-2-pentanone	BRL	1000		ug/L	232255	100	11/05/2016 16:37	BN
Acetone	BRL	5000		ug/L	232255	100	11/05/2016 16:37	BN
Benzene	4600	500		ug/L	232255	100	11/05/2016 16:37	BN
Bromodichloromethane	BRL	500		ug/L	232255	100	11/05/2016 16:37	BN
Bromoform	BRL	500		ug/L	232255	100	11/05/2016 16:37	BN
Bromomethane	BRL	500		ug/L	232255	100	11/05/2016 16:37	BN
Carbon disulfide	BRL	500		ug/L	232255	100	11/05/2016 16:37	BN
Carbon tetrachloride	BRL	500		ug/L	232255	100	11/05/2016 16:37	BN
Chlorobenzene	4500	500		ug/L	232255	100	11/05/2016 16:37	BN
Chloroethane	BRL	1000		ug/L	232255	100	11/05/2016 16:37	BN
Chloroform	BRL	500		ug/L	232255	100	11/05/2016 16:37	BN
Chloromethane	BRL	1000		ug/L	232255	100	11/05/2016 16:37	BN
cis-1,2-Dichloroethene	BRL	500		ug/L	232255	100	11/05/2016 16:37	BN
cis-1,3-Dichloropropene	BRL	500		ug/L	232255	100	11/05/2016 16:37	BN
Cyclohexane	BRL	500		ug/L	232255	100	11/05/2016 16:37	BN
Dibromochloromethane	BRL	500		ug/L	232255	100	11/05/2016 16:37	BN
Dichlorodifluoromethane	BRL	1000		ug/L	232255	100	11/05/2016 16:37	BN
Ethylbenzene	BRL	500		ug/L	232255	100	11/05/2016 16:37	BN
Freon-113	BRL	1000		ug/L	232255	100	11/05/2016 16:37	BN
Isopropylbenzene	BRL	500		ug/L	232255	100	11/05/2016 16:37	BN
m,p-Xylene	BRL	500		ug/L	232255	100	11/05/2016 16:37	BN
Methyl acetate	BRL	500		ug/L	232255	100	11/05/2016 16:37	BN
Methyl tert-butyl ether	BRL	500		ug/L	232255	100	11/05/2016 16:37	BN

Qualifiers:

*	Value exceeds maximum contaminant level	E	Estimated (value above quantitation range)
BRL	Below reporting limit	S	Spike Recovery outside limits due to matrix
H	Holding times for preparation or analysis exceeded	Narr	See case narrative
N	Analyte not NELAC certified	NC	Not confirmed
B	Analyte detected in the associated method blank	<	Less than Result value
>	Greater than Result value	J	Estimated value detected below Reporting Limit

Analytical Environmental Services, Inc

Date: 8-Nov-16

Client:	Environmental Planning Specialists, Inc.	**Client Sample ID:**	16302-MW-50A
Project Name:	Rheem	**Collection Date:**	10/28/2016 9:30:00 AM
Lab ID:	1610O96-008	**Matrix:**	Groundwater

Analyses	Result	Reporting Limit	Qual	Units	BatchID	Dilution Factor	Date Analyzed	Analyst
TCL VOLATILE ORGANICS SW8260B				**(SW5030B)**				
Methylcyclohexane	BRL	500		ug/L	232255	100	11/05/2016 16:37	BN
Methylene chloride	BRL	500		ug/L	232255	100	11/05/2016 16:37	BN
o-Xylene	BRL	500		ug/L	232255	100	11/05/2016 16:37	BN
Styrene	BRL	500		ug/L	232255	100	11/05/2016 16:37	BN
Tetrachloroethene	BRL	500		ug/L	232255	100	11/05/2016 16:37	BN
Toluene	4600	500		ug/L	232255	100	11/05/2016 16:37	BN
trans-1,2-Dichloroethene	BRL	500		ug/L	232255	100	11/05/2016 16:37	BN
trans-1,3-Dichloropropene	BRL	500		ug/L	232255	100	11/05/2016 16:37	BN
Trichloroethene	4400	500		ug/L	232255	100	11/05/2016 16:37	BN
Trichlorofluoromethane	BRL	500		ug/L	232255	100	11/05/2016 16:37	BN
Vinyl chloride	BRL	200		ug/L	232255	100	11/05/2016 16:37	BN
Surr: 4-Bromofluorobenzene	87.4	70.7-125		%REC	232255	100	11/05/2016 16:37	BN
Surr: Dibromofluoromethane	98.3	82.2-120		%REC	232255	100	11/05/2016 16:37	BN
Surr: Toluene-d8	93.4	81.8-120		%REC	232255	100	11/05/2016 16:37	BN
ION SCAN SW9056A								
Nitrate	BRL	0.25		mg/L	R329048	1	10/29/2016 13:00	JW
Sulfate	1.1	1.0		mg/L	R329048	1	10/29/2016 13:00	JW
GC Analysis of Gaseous Samples SOP-RSK 175				**(RSK175)**				
Ethane	11	9.0		ug/L	231913	1	11/02/2016 11:02	MD
Ethylene	32	7.0		ug/L	231913	1	11/02/2016 11:02	MD
Methane	5.8	4.0		ug/L	231913	1	11/02/2016 11:02	MD

Qualifiers:

*	Value exceeds maximum contaminant level	E	Estimated (value above quantitation range)
BRL	Below reporting limit	S	Spike Recovery outside limits due to matrix
H	Holding times for preparation or analysis exceeded	Narr	See case narrative
N	Analyte not NELAC certified	NC	Not confirmed
B	Analyte detected in the associated method blank	<	Less than Result value
>	Greater than Result value	J	Estimated value detected below Reporting Limit

Analytical Environmental Services, Inc

Date: 8-Nov-16

Client:	Environmental Planning Specialists, Inc.	**Client Sample ID:**	16302-MW-50B
Project Name:	Rheem	**Collection Date:**	10/28/2016 9:05:00 AM
Lab ID:	1610O96-009	**Matrix:**	Groundwater

Analyses	Result	Reporting Limit	Qual	Units	BatchID	Dilution Factor	Date Analyzed	Analyst
Total Organic Carbon (TOC) SW9060A								
Organic Carbon, Total	BRL	1.00		mg/L	R329014	1	11/03/2016 22:40	JW
TCL VOLATILE ORGANICS SW8260B				**(SW5030B)**				
1,1,1-Trichloroethane	BRL	5.0		ug/L	232255	1	11/07/2016 14:44	BN
1,1,2,2-Tetrachloroethane	BRL	5.0		ug/L	232255	1	11/07/2016 14:44	BN
1,1,2-Trichloroethane	13	5.0		ug/L	232255	1	11/07/2016 14:44	BN
1,1-Dichloroethane	BRL	5.0		ug/L	232255	1	11/07/2016 14:44	BN
1,1-Dichloroethene	12	5.0		ug/L	232255	1	11/07/2016 14:44	BN
1,2,4-Trichlorobenzene	BRL	5.0		ug/L	232255	1	11/07/2016 14:44	BN
1,2-Dibromo-3-chloropropane	BRL	5.0		ug/L	232255	1	11/07/2016 14:44	BN
1,2-Dibromoethane	BRL	5.0		ug/L	232255	1	11/07/2016 14:44	BN
1,2-Dichlorobenzene	BRL	5.0		ug/L	232255	1	11/07/2016 14:44	BN
1,2-Dichloroethane	BRL	5.0		ug/L	232255	1	11/07/2016 14:44	BN
1,2-Dichloropropane	BRL	5.0		ug/L	232255	1	11/07/2016 14:44	BN
1,3-Dichlorobenzene	BRL	5.0		ug/L	232255	1	11/07/2016 14:44	BN
1,4-Dichlorobenzene	BRL	5.0		ug/L	232255	1	11/07/2016 14:44	BN
2-Butanone	BRL	50		ug/L	232255	1	11/07/2016 14:44	BN
2-Hexanone	BRL	10		ug/L	232255	1	11/07/2016 14:44	BN
4-Methyl-2-pentanone	BRL	10		ug/L	232255	1	11/07/2016 14:44	BN
Acetone	BRL	50		ug/L	232255	1	11/07/2016 14:44	BN
Benzene	BRL	5.0		ug/L	232255	1	11/07/2016 14:44	BN
Bromodichloromethane	BRL	5.0		ug/L	232255	1	11/07/2016 14:44	BN
Bromoform	BRL	5.0		ug/L	232255	1	11/07/2016 14:44	BN
Bromomethane	BRL	5.0		ug/L	232255	1	11/07/2016 14:44	BN
Carbon disulfide	BRL	5.0		ug/L	232255	1	11/07/2016 14:44	BN
Carbon tetrachloride	BRL	5.0		ug/L	232255	1	11/07/2016 14:44	BN
Chlorobenzene	BRL	5.0		ug/L	232255	1	11/07/2016 14:44	BN
Chloroethane	BRL	10		ug/L	232255	1	11/07/2016 14:44	BN
Chloroform	BRL	5.0		ug/L	232255	1	11/07/2016 14:44	BN
Chloromethane	BRL	10		ug/L	232255	1	11/07/2016 14:44	BN
cis-1,2-Dichloroethene	110	5.0		ug/L	232255	1	11/07/2016 14:44	BN
cis-1,3-Dichloropropene	BRL	5.0		ug/L	232255	1	11/07/2016 14:44	BN
Cyclohexane	BRL	5.0		ug/L	232255	1	11/07/2016 14:44	BN
Dibromochloromethane	BRL	5.0		ug/L	232255	1	11/07/2016 14:44	BN
Dichlorodifluoromethane	BRL	10		ug/L	232255	1	11/07/2016 14:44	BN
Ethylbenzene	BRL	5.0		ug/L	232255	1	11/07/2016 14:44	BN
Freon-113	BRL	10		ug/L	232255	1	11/07/2016 14:44	BN
Isopropylbenzene	BRL	5.0		ug/L	232255	1	11/07/2016 14:44	BN
m,p-Xylene	BRL	5.0		ug/L	232255	1	11/07/2016 14:44	BN
Methyl acetate	BRL	5.0		ug/L	232255	1	11/07/2016 14:44	BN
Methyl tert-butyl ether	BRL	5.0		ug/L	232255	1	11/07/2016 14:44	BN

Qualifiers:

*	Value exceeds maximum contaminant level	E	Estimated (value above quantitation range)
BRL	Below reporting limit	S	Spike Recovery outside limits due to matrix
H	Holding times for preparation or analysis exceeded	Narr	See case narrative
N	Analyte not NELAC certified	NC	Not confirmed
B	Analyte detected in the associated method blank	<	Less than Result value
>	Greater than Result value	J	Estimated value detected below Reporting Limit

Analytical Environmental Services, Inc

Date: 8-Nov-16

Client:	Environmental Planning Specialists, Inc.	**Client Sample ID:**	16302-MW-50B
Project Name:	Rheem	**Collection Date:**	10/28/2016 9:05:00 AM
Lab ID:	1610O96-009	**Matrix:**	Groundwater

Analyses	Result	Reporting Limit	Qual	Units	BatchID	Dilution Factor	Date Analyzed	Analyst
TCL VOLATILE ORGANICS SW8260B				**(SW5030B)**				
Methylcyclohexane	BRL	5.0		ug/L	232255	1	11/07/2016 14:44	BN
Methylene chloride	BRL	5.0		ug/L	232255	1	11/07/2016 14:44	BN
o-Xylene	BRL	5.0		ug/L	232255	1	11/07/2016 14:44	BN
Styrene	BRL	5.0		ug/L	232255	1	11/07/2016 14:44	BN
Tetrachloroethene	14	5.0		ug/L	232255	1	11/07/2016 14:44	BN
Toluene	BRL	5.0		ug/L	232255	1	11/07/2016 14:44	BN
trans-1,2-Dichloroethene	BRL	5.0		ug/L	232255	1	11/07/2016 14:44	BN
trans-1,3-Dichloropropene	BRL	5.0		ug/L	232255	1	11/07/2016 14:44	BN
Trichloroethene	4500	500		ug/L	232255	100	11/05/2016 17:03	BN
Trichlorofluoromethane	BRL	5.0		ug/L	232255	1	11/07/2016 14:44	BN
Vinyl chloride	BRL	2.0		ug/L	232255	1	11/07/2016 14:44	BN
Surr: 4-Bromofluorobenzene	89.5	70.7-125		%REC	232255	100	11/05/2016 17:03	BN
Surr: 4-Bromofluorobenzene	94.4	70.7-125		%REC	232255	1	11/07/2016 14:44	BN
Surr: Dibromofluoromethane	96.8	82.2-120		%REC	232255	1	11/07/2016 14:44	BN
Surr: Dibromofluoromethane	107	82.2-120		%REC	232255	100	11/05/2016 17:03	BN
Surr: Toluene-d8	93	81.8-120		%REC	232255	1	11/07/2016 14:44	BN
Surr: Toluene-d8	101	81.8-120		%REC	232255	100	11/05/2016 17:03	BN
ION SCAN SW9056A								
Nitrate	0.50	0.25		mg/L	R329048	1	10/29/2016 13:15	JW
Sulfate	1.8	1.0		mg/L	R329048	1	10/29/2016 13:15	JW
GC Analysis of Gaseous Samples SOP-RSK 175				**(RSK175)**				
Ethane	49	9.0		ug/L	231913	1	11/02/2016 11:07	MD
Ethylene	98	7.0		ug/L	231913	1	11/02/2016 11:07	MD
Methane	BRL	4.0		ug/L	231913	1	11/02/2016 11:07	MD

Qualifiers:

*	Value exceeds maximum contaminant level	E	Estimated (value above quantitation range)
BRL	Below reporting limit	S	Spike Recovery outside limits due to matrix
H	Holding times for preparation or analysis exceeded	Narr	See case narrative
N	Analyte not NELAC certified	NC	Not confirmed
B	Analyte detected in the associated method blank	<	Less than Result value
>	Greater than Result value	J	Estimated value detected below Reporting Limit

Analytical Environmental Services, Inc

Date: 8-Nov-16

Client:	Environmental Planning Specialists, Inc.	**Client Sample ID:**	16302-MW-50C
Project Name:	Rheem	**Collection Date:**	10/28/2016 8:38:00 AM
Lab ID:	1610O96-010	**Matrix:**	Groundwater

Analyses	Result	Reporting Limit	Qual	Units	BatchID	Dilution Factor	Date Analyzed	Analyst
Total Organic Carbon (TOC) SW9060A								
Organic Carbon, Total	BRL	1.00		mg/L	R329014	1	11/03/2016 23:00	JW
TCL VOLATILE ORGANICS SW8260B				**(SW5030B)**				
1,1,1-Trichloroethane	BRL	5.0		ug/L	232255	1	11/04/2016 19:16	BN
1,1,2,2-Tetrachloroethane	BRL	5.0		ug/L	232255	1	11/04/2016 19:16	BN
1,1,2-Trichloroethane	BRL	5.0		ug/L	232255	1	11/04/2016 19:16	BN
1,1-Dichloroethane	BRL	5.0		ug/L	232255	1	11/04/2016 19:16	BN
1,1-Dichloroethene	BRL	5.0		ug/L	232255	1	11/04/2016 19:16	BN
1,2,4-Trichlorobenzene	BRL	5.0		ug/L	232255	1	11/04/2016 19:16	BN
1,2-Dibromo-3-chloropropane	BRL	5.0		ug/L	232255	1	11/04/2016 19:16	BN
1,2-Dibromoethane	BRL	5.0		ug/L	232255	1	11/04/2016 19:16	BN
1,2-Dichlorobenzene	BRL	5.0		ug/L	232255	1	11/04/2016 19:16	BN
1,2-Dichloroethane	BRL	5.0		ug/L	232255	1	11/04/2016 19:16	BN
1,2-Dichloropropane	BRL	5.0		ug/L	232255	1	11/04/2016 19:16	BN
1,3-Dichlorobenzene	BRL	5.0		ug/L	232255	1	11/04/2016 19:16	BN
1,4-Dichlorobenzene	BRL	5.0		ug/L	232255	1	11/04/2016 19:16	BN
2-Butanone	BRL	50		ug/L	232255	1	11/04/2016 19:16	BN
2-Hexanone	BRL	10		ug/L	232255	1	11/04/2016 19:16	BN
4-Methyl-2-pentanone	BRL	10		ug/L	232255	1	11/04/2016 19:16	BN
Acetone	BRL	50		ug/L	232255	1	11/04/2016 19:16	BN
Benzene	BRL	5.0		ug/L	232255	1	11/04/2016 19:16	BN
Bromodichloromethane	BRL	5.0		ug/L	232255	1	11/04/2016 19:16	BN
Bromoform	BRL	5.0		ug/L	232255	1	11/04/2016 19:16	BN
Bromomethane	BRL	5.0		ug/L	232255	1	11/04/2016 19:16	BN
Carbon disulfide	BRL	5.0		ug/L	232255	1	11/04/2016 19:16	BN
Carbon tetrachloride	BRL	5.0		ug/L	232255	1	11/04/2016 19:16	BN
Chlorobenzene	BRL	5.0		ug/L	232255	1	11/04/2016 19:16	BN
Chloroethane	BRL	10		ug/L	232255	1	11/04/2016 19:16	BN
Chloroform	BRL	5.0		ug/L	232255	1	11/04/2016 19:16	BN
Chloromethane	BRL	10		ug/L	232255	1	11/04/2016 19:16	BN
cis-1,2-Dichloroethene	1100	250		ug/L	232255	50	11/07/2016 12:52	BN
cis-1,3-Dichloropropene	BRL	5.0		ug/L	232255	1	11/04/2016 19:16	BN
Cyclohexane	BRL	5.0		ug/L	232255	1	11/04/2016 19:16	BN
Dibromochloromethane	BRL	5.0		ug/L	232255	1	11/04/2016 19:16	BN
Dichlorodifluoromethane	BRL	10		ug/L	232255	1	11/04/2016 19:16	BN
Ethylbenzene	BRL	5.0		ug/L	232255	1	11/04/2016 19:16	BN
Freon-113	BRL	10		ug/L	232255	1	11/04/2016 19:16	BN
Isopropylbenzene	BRL	5.0		ug/L	232255	1	11/04/2016 19:16	BN
m,p-Xylene	BRL	5.0		ug/L	232255	1	11/04/2016 19:16	BN
Methyl acetate	BRL	5.0		ug/L	232255	1	11/04/2016 19:16	BN
Methyl tert-butyl ether	BRL	5.0		ug/L	232255	1	11/04/2016 19:16	BN

Qualifiers:

*	Value exceeds maximum contaminant level	E	Estimated (value above quantitation range)
BRL	Below reporting limit	S	Spike Recovery outside limits due to matrix
H	Holding times for preparation or analysis exceeded	Narr	See case narrative
N	Analyte not NELAC certified	NC	Not confirmed
B	Analyte detected in the associated method blank	<	Less than Result value
>	Greater than Result value	J	Estimated value detected below Reporting Limit

Analytical Environmental Services, Inc

Date: 8-Nov-16

Client:	Environmental Planning Specialists, Inc.	**Client Sample ID:**	16302-MW-50C
Project Name:	Rheem	**Collection Date:**	10/28/2016 8:38:00 AM
Lab ID:	1610O96-010	**Matrix:**	Groundwater

Analyses	Result	Reporting Limit	Qual	Units	BatchID	Dilution Factor	Date Analyzed	Analyst
TCL VOLATILE ORGANICS SW8260B					**(SW5030B)**			
Methylcyclohexane	BRL	5.0		ug/L	232255	1	11/04/2016 19:16	BN
Methylene chloride	BRL	5.0		ug/L	232255	1	11/04/2016 19:16	BN
o-Xylene	BRL	5.0		ug/L	232255	1	11/04/2016 19:16	BN
Styrene	BRL	5.0		ug/L	232255	1	11/04/2016 19:16	BN
Tetrachloroethene	BRL	5.0		ug/L	232255	1	11/04/2016 19:16	BN
Toluene	BRL	5.0		ug/L	232255	1	11/04/2016 19:16	BN
trans-1,2-Dichloroethene	BRL	5.0		ug/L	232255	1	11/04/2016 19:16	BN
trans-1,3-Dichloropropene	BRL	5.0		ug/L	232255	1	11/04/2016 19:16	BN
Trichloroethene	3500	250		ug/L	232255	50	11/07/2016 12:52	BN
Trichlorofluoromethane	BRL	5.0		ug/L	232255	1	11/04/2016 19:16	BN
Vinyl chloride	2.3	2.0		ug/L	232255	1	11/04/2016 19:16	BN
Surr: 4-Bromofluorobenzene	89.8	70.7-125		%REC	232255	50	11/07/2016 12:52	BN
Surr: 4-Bromofluorobenzene	89.2	70.7-125		%REC	232255	1	11/04/2016 19:16	BN
Surr: Dibromofluoromethane	119	82.2-120		%REC	232255	50	11/07/2016 12:52	BN
Surr: Dibromofluoromethane	98	82.2-120		%REC	232255	1	11/04/2016 19:16	BN
Surr: Toluene-d8	105	81.8-120		%REC	232255	50	11/07/2016 12:52	BN
Surr: Toluene-d8	93.8	81.8-120		%REC	232255	1	11/04/2016 19:16	BN
ION SCAN SW9056A								
Nitrate	BRL	0.25		mg/L	R329048	1	10/29/2016 13:29	JW
Sulfate	2.1	1.0		mg/L	R329048	1	10/29/2016 13:29	JW
GC Analysis of Gaseous Samples SOP-RSK 175					**(RSK175)**			
Ethane	21	9.0		ug/L	231913	1	11/02/2016 11:11	MD
Ethylene	BRL	7.0		ug/L	231913	1	11/02/2016 11:11	MD
Methane	180	4.0		ug/L	231913	1	11/02/2016 11:11	MD

Qualifiers:

*	Value exceeds maximum contaminant level	E	Estimated (value above quantitation range)
BRL	Below reporting limit	S	Spike Recovery outside limits due to matrix
H	Holding times for preparation or analysis exceeded	Narr	See case narrative
N	Analyte not NELAC certified	NC	Not confirmed
B	Analyte detected in the associated method blank	<	Less than Result value
>	Greater than Result value	J	Estimated value detected below Reporting Limit

Analytical Environmental Services, Inc

Date: 8-Nov-16

Client:	Environmental Planning Specialists, Inc.	**Client Sample ID:**	16302-TRIP BLANK
Project Name:	Rheem	**Collection Date:**	10/28/2016
Lab ID:	1610O96-011	**Matrix:**	Aqueous

Analyses	Result	Reporting Limit	Qual	Units	BatchID	Dilution Factor	Date Analyzed	Analyst
TCL VOLATILE ORGANICS SW8260B				**(SW5030B)**				
1,1,1-Trichloroethane	BRL	5.0		ug/L	232255	1	11/04/2016 18:24	BN
1,1,2,2-Tetrachloroethane	BRL	5.0		ug/L	232255	1	11/04/2016 18:24	BN
1,1,2-Trichloroethane	BRL	5.0		ug/L	232255	1	11/04/2016 18:24	BN
1,1-Dichloroethane	BRL	5.0		ug/L	232255	1	11/04/2016 18:24	BN
1,1-Dichloroethene	BRL	5.0		ug/L	232255	1	11/04/2016 18:24	BN
1,2,4-Trichlorobenzene	BRL	5.0		ug/L	232255	1	11/04/2016 18:24	BN
1,2-Dibromo-3-chloropropane	BRL	5.0		ug/L	232255	1	11/04/2016 18:24	BN
1,2-Dibromoethane	BRL	5.0		ug/L	232255	1	11/04/2016 18:24	BN
1,2-Dichlorobenzene	BRL	5.0		ug/L	232255	1	11/04/2016 18:24	BN
1,2-Dichloroethane	BRL	5.0		ug/L	232255	1	11/04/2016 18:24	BN
1,2-Dichloropropane	BRL	5.0		ug/L	232255	1	11/04/2016 18:24	BN
1,3-Dichlorobenzene	BRL	5.0		ug/L	232255	1	11/04/2016 18:24	BN
1,4-Dichlorobenzene	BRL	5.0		ug/L	232255	1	11/04/2016 18:24	BN
2-Butanone	BRL	50		ug/L	232255	1	11/04/2016 18:24	BN
2-Hexanone	BRL	10		ug/L	232255	1	11/04/2016 18:24	BN
4-Methyl-2-pentanone	BRL	10		ug/L	232255	1	11/04/2016 18:24	BN
Acetone	BRL	50		ug/L	232255	1	11/04/2016 18:24	BN
Benzene	BRL	5.0		ug/L	232255	1	11/04/2016 18:24	BN
Bromodichloromethane	BRL	5.0		ug/L	232255	1	11/04/2016 18:24	BN
Bromoform	BRL	5.0		ug/L	232255	1	11/04/2016 18:24	BN
Bromomethane	BRL	5.0		ug/L	232255	1	11/04/2016 18:24	BN
Carbon disulfide	BRL	5.0		ug/L	232255	1	11/04/2016 18:24	BN
Carbon tetrachloride	BRL	5.0		ug/L	232255	1	11/04/2016 18:24	BN
Chlorobenzene	BRL	5.0		ug/L	232255	1	11/04/2016 18:24	BN
Chloroethane	BRL	10		ug/L	232255	1	11/04/2016 18:24	BN
Chloroform	BRL	5.0		ug/L	232255	1	11/04/2016 18:24	BN
Chloromethane	BRL	10		ug/L	232255	1	11/04/2016 18:24	BN
cis-1,2-Dichloroethene	BRL	5.0		ug/L	232255	1	11/04/2016 18:24	BN
cis-1,3-Dichloropropene	BRL	5.0		ug/L	232255	1	11/04/2016 18:24	BN
Cyclohexane	BRL	5.0		ug/L	232255	1	11/04/2016 18:24	BN
Dibromochloromethane	BRL	5.0		ug/L	232255	1	11/04/2016 18:24	BN
Dichlorodifluoromethane	BRL	10		ug/L	232255	1	11/04/2016 18:24	BN
Ethylbenzene	BRL	5.0		ug/L	232255	1	11/04/2016 18:24	BN
Freon-113	BRL	10		ug/L	232255	1	11/04/2016 18:24	BN
Isopropylbenzene	BRL	5.0		ug/L	232255	1	11/04/2016 18:24	BN
m,p-Xylene	BRL	5.0		ug/L	232255	1	11/04/2016 18:24	BN
Methyl acetate	BRL	5.0		ug/L	232255	1	11/04/2016 18:24	BN
Methyl tert-butyl ether	BRL	5.0		ug/L	232255	1	11/04/2016 18:24	BN
Methylcyclohexane	BRL	5.0		ug/L	232255	1	11/04/2016 18:24	BN
Methylene chloride	BRL	5.0		ug/L	232255	1	11/04/2016 18:24	BN
o-Xylene	BRL	5.0		ug/L	232255	1	11/04/2016 18:24	BN

Qualifiers:

*	Value exceeds maximum contaminant level	E	Estimated (value above quantitation range)
BRL	Below reporting limit	S	Spike Recovery outside limits due to matrix
H	Holding times for preparation or analysis exceeded	Narr	See case narrative
N	Analyte not NELAC certified	NC	Not confirmed
B	Analyte detected in the associated method blank	<	Less than Result value
>	Greater than Result value	J	Estimated value detected below Reporting Limit

Analytical Environmental Services, Inc

Date: 8-Nov-16

Client:	Environmental Planning Specialists, Inc.	**Client Sample ID:**	16302-TRIP BLANK
Project Name:	Rheem	**Collection Date:**	10/28/2016
Lab ID:	1610O96-011	**Matrix:**	Aqueous

Analyses	Result	Reporting Limit	Qual	Units	BatchID	Dilution Factor	Date Analyzed	Analyst
TCL VOLATILE ORGANICS SW8260B				**(SW5030B)**				
Styrene	BRL	5.0		ug/L	232255	1	11/04/2016 18:24	BN
Tetrachloroethene	BRL	5.0		ug/L	232255	1	11/04/2016 18:24	BN
Toluene	BRL	5.0		ug/L	232255	1	11/04/2016 18:24	BN
trans-1,2-Dichloroethene	BRL	5.0		ug/L	232255	1	11/04/2016 18:24	BN
trans-1,3-Dichloropropene	BRL	5.0		ug/L	232255	1	11/04/2016 18:24	BN
Trichloroethene	BRL	5.0		ug/L	232255	1	11/04/2016 18:24	BN
Trichlorofluoromethane	BRL	5.0		ug/L	232255	1	11/04/2016 18:24	BN
Vinyl chloride	BRL	2.0		ug/L	232255	1	11/04/2016 18:24	BN
Surr: 4-Bromofluorobenzene	89.1	70.7-125		%REC	232255	1	11/04/2016 18:24	BN
Surr: Dibromofluoromethane	103	82.2-120		%REC	232255	1	11/04/2016 18:24	BN
Surr: Toluene-d8	98.5	81.8-120		%REC	232255	1	11/04/2016 18:24	BN

Qualifiers:

*	Value exceeds maximum contaminant level	E	Estimated (value above quantitation range)
BRL	Below reporting limit	S	Spike Recovery outside limits due to matrix
H	Holding times for preparation or analysis exceeded	Narr	See case narrative
N	Analyte not NELAC certified	NC	Not confirmed
B	Analyte detected in the associated method blank	<	Less than Result value
>	Greater than Result value	J	Estimated value detected below Reporting Limit

Analytical Environmental Services, Inc

Date: 8-Nov-16

Client:	Environmental Planning Specialists, Inc.	**Client Sample ID:**	16302-EB
Project Name:	Rheem	**Collection Date:**	10/28/2016 4:45:00 PM
Lab ID:	1610O96-012	**Matrix:**	Aqueous

Analyses	Result	Reporting Limit	Qual	Units	BatchID	Dilution Factor	Date Analyzed	Analyst
TCL VOLATILE ORGANICS SW8260B				**(SW5030B)**				
1,1,1-Trichloroethane	BRL	5.0		ug/L	232255	1	11/07/2016 10:30	NP
1,1,2,2-Tetrachloroethane	BRL	5.0		ug/L	232255	1	11/07/2016 10:30	NP
1,1,2-Trichloroethane	BRL	5.0		ug/L	232255	1	11/07/2016 10:30	NP
1,1-Dichloroethane	BRL	5.0		ug/L	232255	1	11/07/2016 10:30	NP
1,1-Dichloroethene	BRL	5.0		ug/L	232255	1	11/07/2016 10:30	NP
1,2,4-Trichlorobenzene	BRL	5.0		ug/L	232255	1	11/07/2016 10:30	NP
1,2-Dibromo-3-chloropropane	BRL	5.0		ug/L	232255	1	11/07/2016 10:30	NP
1,2-Dibromoethane	BRL	5.0		ug/L	232255	1	11/07/2016 10:30	NP
1,2-Dichlorobenzene	BRL	5.0		ug/L	232255	1	11/07/2016 10:30	NP
1,2-Dichloroethane	BRL	5.0		ug/L	232255	1	11/07/2016 10:30	NP
1,2-Dichloropropane	BRL	5.0		ug/L	232255	1	11/07/2016 10:30	NP
1,3-Dichlorobenzene	BRL	5.0		ug/L	232255	1	11/07/2016 10:30	NP
1,4-Dichlorobenzene	BRL	5.0		ug/L	232255	1	11/07/2016 10:30	NP
2-Butanone	BRL	50		ug/L	232255	1	11/07/2016 10:30	NP
2-Hexanone	BRL	10		ug/L	232255	1	11/07/2016 10:30	NP
4-Methyl-2-pentanone	BRL	10		ug/L	232255	1	11/07/2016 10:30	NP
Acetone	BRL	50		ug/L	232255	1	11/07/2016 10:30	NP
Benzene	BRL	5.0		ug/L	232255	1	11/07/2016 10:30	NP
Bromodichloromethane	BRL	5.0		ug/L	232255	1	11/07/2016 10:30	NP
Bromoform	BRL	5.0		ug/L	232255	1	11/07/2016 10:30	NP
Bromomethane	BRL	5.0		ug/L	232255	1	11/07/2016 10:30	NP
Carbon disulfide	BRL	5.0		ug/L	232255	1	11/07/2016 10:30	NP
Carbon tetrachloride	BRL	5.0		ug/L	232255	1	11/07/2016 10:30	NP
Chlorobenzene	BRL	5.0		ug/L	232255	1	11/07/2016 10:30	NP
Chloroethane	BRL	10		ug/L	232255	1	11/07/2016 10:30	NP
Chloroform	BRL	5.0		ug/L	232255	1	11/07/2016 10:30	NP
Chloromethane	BRL	10		ug/L	232255	1	11/07/2016 10:30	NP
cis-1,2-Dichloroethene	BRL	5.0		ug/L	232255	1	11/07/2016 10:30	NP
cis-1,3-Dichloropropene	BRL	5.0		ug/L	232255	1	11/07/2016 10:30	NP
Cyclohexane	BRL	5.0		ug/L	232255	1	11/07/2016 10:30	NP
Dibromochloromethane	BRL	5.0		ug/L	232255	1	11/07/2016 10:30	NP
Dichlorodifluoromethane	BRL	10		ug/L	232255	1	11/07/2016 10:30	NP
Ethylbenzene	BRL	5.0		ug/L	232255	1	11/07/2016 10:30	NP
Freon-113	BRL	10		ug/L	232255	1	11/07/2016 10:30	NP
Isopropylbenzene	BRL	5.0		ug/L	232255	1	11/07/2016 10:30	NP
m,p-Xylene	BRL	5.0		ug/L	232255	1	11/07/2016 10:30	NP
Methyl acetate	BRL	5.0		ug/L	232255	1	11/07/2016 10:30	NP
Methyl tert-butyl ether	BRL	5.0		ug/L	232255	1	11/07/2016 10:30	NP
Methylcyclohexane	BRL	5.0		ug/L	232255	1	11/07/2016 10:30	NP
Methylene chloride	BRL	5.0		ug/L	232255	1	11/07/2016 10:30	NP
o-Xylene	BRL	5.0		ug/L	232255	1	11/07/2016 10:30	NP

Qualifiers:

*	Value exceeds maximum contaminant level	E	Estimated (value above quantitation range)
BRL	Below reporting limit	S	Spike Recovery outside limits due to matrix
H	Holding times for preparation or analysis exceeded	Narr	See case narrative
N	Analyte not NELAC certified	NC	Not confirmed
B	Analyte detected in the associated method blank	<	Less than Result value
>	Greater than Result value	J	Estimated value detected below Reporting Limit

Analytical Environmental Services, Inc **Date:** 8-Nov-16

Client:	Environmental Planning Specialists, Inc.	**Client Sample ID:**	16302-EB
Project Name:	Rheem	**Collection Date:**	10/28/2016 4:45:00 PM
Lab ID:	1610O96-012	**Matrix:**	Aqueous

Analyses	Result	Reporting Limit	Qual	Units	BatchID	Dilution Factor	Date Analyzed	Analyst
TCL VOLATILE ORGANICS SW8260B				**(SW5030B)**				
Styrene	BRL	5.0		ug/L	232255	1	11/07/2016 10:30	NP
Tetrachloroethene	BRL	5.0		ug/L	232255	1	11/07/2016 10:30	NP
Toluene	BRL	5.0		ug/L	232255	1	11/07/2016 10:30	NP
trans-1,2-Dichloroethene	BRL	5.0		ug/L	232255	1	11/07/2016 10:30	NP
trans-1,3-Dichloropropene	BRL	5.0		ug/L	232255	1	11/07/2016 10:30	NP
Trichloroethene	BRL	5.0		ug/L	232255	1	11/07/2016 10:30	NP
Trichlorofluoromethane	BRL	5.0		ug/L	232255	1	11/07/2016 10:30	NP
Vinyl chloride	BRL	2.0		ug/L	232255	1	11/07/2016 10:30	NP
Surr: 4-Bromofluorobenzene	102	70.7-125		%REC	232255	1	11/07/2016 10:30	NP
Surr: Dibromofluoromethane	107	82.2-120		%REC	232255	1	11/07/2016 10:30	NP
Surr: Toluene-d8	103	81.8-120		%REC	232255	1	11/07/2016 10:30	NP

Qualifiers:

*	Value exceeds maximum contaminant level	E	Estimated (value above quantitation range)
BRL	Below reporting limit	S	Spike Recovery outside limits due to matrix
H	Holding times for preparation or analysis exceeded	Narr	See case narrative
N	Analyte not NELAC certified	NC	Not confirmed
B	Analyte detected in the associated method blank	<	Less than Result value
>	Greater than Result value	J	Estimated value detected below Reporting Limit

Analytical Environmental Services, Inc.

Sample/Cooler Receipt Checklist

Client EPS Work Order Number 1610096

Checklist completed by [signature] 10/29/16
Signature Date

Carrier name: FedEx __ UPS __ Courier __ Client ✓ US Mail __ Other _____

Shipping container/cooler in good condition? Yes ✓ No __ Not Present __

Custody seals intact on shipping container/cooler? Yes ✓ No __ Not Present __

Custody seals intact on sample bottles? Yes __ No __ Not Present ✓

Container/Temp Blank temperature in compliance? (0°≤6°C)* Yes ✓ No __

Cooler #1 1.1 Cooler #2 _____ Cooler #3 _____ Cooler #4 _____ Cooler#5 _____ Cooler #6 _____

Chain of custody present? Yes ✓ No __

Chain of custody signed when relinquished and received? Yes ✓ No __

Chain of custody agrees with sample labels? Yes ✓ No __

Samples in proper container/bottle? Yes ✓ No __

Sample containers intact? Yes ✓ No __

Sufficient sample volume for indicated test? Yes ✓ No __

All samples received within holding time? Yes ✓ No __

Was TAT marked on the COC? Yes ✓ No __

Proceed with Standard TAT as per project history? Yes __ No __ Not Applicable ✓

Water - VOA vials have zero headspace? No VOA vials submitted __ Yes ✓ No __

Water - pH acceptable upon receipt? Yes ✓ No __ Not Applicable __

Adjusted? _____ Checked by [signature]

Sample Condition: Good ✓ Other(Explain) _____

(For diffusive samples or AIHA lead) Is a known blank included? Yes __ No ✓

See Case Narrative for resolution of the Non-Conformance.

* Samples do not have to comply with the given range for certain parameters.

\\Aes_server\I\Sample Receipt\My Documents\COCs and pH Adjustment Sheet\Sample_Cooler_Recipt_Checklist_Rev1.rtf

Client: Environmental Planning Specialists, Inc.
Project Name: Rheem
Workorder: 1610O96

ANALYTICAL QC SUMMARY REPORT

BatchID: 231913

Sample ID: **MB-231913** Client ID: Units: **ug/L** Prep Date: **11/02/2016** Run No: **328818**
SampleType: **MBLK** TestCode: **GC Analysis of Gaseous Samples SOP-RSK 175** BatchID: **231913** Analysis Date: **11/02/2016** Seq No: **7136758**

Analyte	Result	RPT Limit	SPK value	SPK Ref Val	%REC	Low Limit	High Limit	RPD Ref Val	%RPD	RPD Limit	Qual
Ethane	BRL	9.0									
Ethylene	BRL	7.0									
Methane	BRL	4.0									

Sample ID: **LCS-231913** Client ID: Units: **ug/L** Prep Date: **11/02/2016** Run No: **328818**
SampleType: **LCS** TestCode: **GC Analysis of Gaseous Samples SOP-RSK 175** BatchID: **231913** Analysis Date: **11/02/2016** Seq No: **7136759**

Analyte	Result	RPT Limit	SPK value	SPK Ref Val	%REC	Low Limit	High Limit	RPD Ref Val	%RPD	RPD Limit	Qual
Ethane	137.0	9.0	200.0		68.5	40.9	115				
Ethylene	89.74	7.0	200.0		44.9	26.8	115				
Methane	148.0	4.0	200.0		74.0	45.9	115				

Sample ID: **LCSD-231913** Client ID: Units: **ug/L** Prep Date: **11/02/2016** Run No: **328818**
SampleType: **LCSD** TestCode: **GC Analysis of Gaseous Samples SOP-RSK 175** BatchID: **231913** Analysis Date: **11/02/2016** Seq No: **7136760**

Analyte	Result	RPT Limit	SPK value	SPK Ref Val	%REC	Low Limit	High Limit	RPD Ref Val	%RPD	RPD Limit	Qual
Ethane	130.7	9.0	200.0		65.3	40.9	115	137.0	4.74	20	
Ethylene	87.34	7.0	200.0		43.7	26.8	115	89.74	2.71	20	
Methane	141.2	4.0	200.0		70.6	45.9	115	148.0	4.75	20	

Sample ID: **1610O20-001BMS** Client ID: Units: **ug/L** Prep Date: **11/02/2016** Run No: **328818**
SampleType: **MS** TestCode: **GC Analysis of Gaseous Samples SOP-RSK 175** BatchID: **231913** Analysis Date: **11/02/2016** Seq No: **7136780**

Analyte	Result	RPT Limit	SPK value	SPK Ref Val	%REC	Low Limit	High Limit	RPD Ref Val	%RPD	RPD Limit	Qual
Ethane	135.7	9.0	200.0		67.8	40.5	115				
Ethylene	89.90	7.0	200.0		44.9	23	115				
Methane	147.8	4.0	200.0		73.9	40	115				

Qualifiers:

>	Greater than Result value	<	Less than Result value	B	Analyte detected in the associated method blank
BRL	Below reporting limit	E	Estimated (value above quantitation range)	H	Holding times for preparation or analysis exceeded
J	Estimated value detected below Reporting Limit	N	Analyte not NELAC certified	R	RPD outside limits due to matrix
Rpt Lim	Reporting Limit	S	Spike Recovery outside limits due to matrix		

Analytical Environmental Services, Inc

Date: 8-Nov-16

Client: Environmental Planning Specialists, Inc.
Project Name: Rheem
Workorder: 1610O96

ANALYTICAL QC SUMMARY REPORT

BatchID: 231913

Sample ID: **1610O20-001BMSD** Client ID: Units: **ug/L** Prep Date: **11/02/2016** Run No: **328818**
SampleType: **MSD** TestCode: **GC Analysis of Gaseous Samples SOP-RSK 175** BatchID: **231913** Analysis Date: **11/02/2016** Seq No: **7136781**

Analyte	Result	RPT Limit	SPK value	SPK Ref Val	%REC	Low Limit	High Limit	RPD Ref Val	%RPD	RPD Limit	Qual
Ethane	134.8	9.0	200.0		67.4	40.5	115	135.7	0.658	20	
Ethylene	91.26	7.0	200.0		45.6	23	115	89.90	1.50	20	
Methane	144.8	4.0	200.0		72.4	40	115	147.8	2.05	20	

Qualifiers:

>	Greater than Result value	<	Less than Result value	B	Analyte detected in the associated method blank
BRL	Below reporting limit	E	Estimated (value above quantitation range)	H	Holding times for preparation or analysis exceeded
J	Estimated value detected below Reporting Limit	N	Analyte not NELAC certified	R	RPD outside limits due to matrix
Rpt Lim	Reporting Limit	S	Spike Recovery outside limits due to matrix		

Client: Environmental Planning Specialists, Inc.
Project Name: Rheem
Workorder: 1610O96

ANALYTICAL QC SUMMARY REPORT

BatchID: 232255

Sample ID: **MB-232255** Client ID: Units: **ug/L** Prep Date: **11/03/2016** Run No: **328899**
SampleType: **MBLK** TestCode: **TCL VOLATILE ORGANICS SW8260B** BatchID: **232255** Analysis Date: **11/03/2016** Seq No: **7140418**

Analyte	Result	RPT Limit	SPK value	SPK Ref Val	%REC	Low Limit	High Limit	RPD Ref Val	%RPD	RPD Limit	Qual
1,1,1-Trichloroethane	BRL	5.0									
1,1,2,2-Tetrachloroethane	BRL	5.0									
1,1,2-Trichloroethane	BRL	5.0									
1,1-Dichloroethane	BRL	5.0									
1,1-Dichloroethene	BRL	5.0									
1,2,4-Trichlorobenzene	BRL	5.0									
1,2-Dibromo-3-chloropropane	BRL	5.0									
1,2-Dibromoethane	BRL	5.0									
1,2-Dichlorobenzene	BRL	5.0									
1,2-Dichloroethane	BRL	5.0									
1,2-Dichloropropane	BRL	5.0									
1,3-Dichlorobenzene	BRL	5.0									
1,4-Dichlorobenzene	BRL	5.0									
2-Butanone	BRL	50									
2-Hexanone	BRL	10									
4-Methyl-2-pentanone	BRL	10									
Acetone	BRL	50									
Benzene	BRL	5.0									
Bromodichloromethane	BRL	5.0									
Bromoform	BRL	5.0									
Bromomethane	BRL	5.0									
Carbon disulfide	BRL	5.0									
Carbon tetrachloride	BRL	5.0									
Chlorobenzene	BRL	5.0									
Chloroethane	BRL	10									
Chloroform	BRL	5.0									
Chloromethane	BRL	10									

Qualifiers:

>	Greater than Result value	<	Less than Result value	B	Analyte detected in the associated method blank
BRL	Below reporting limit	E	Estimated (value above quantitation range)	H	Holding times for preparation or analysis exceeded
J	Estimated value detected below Reporting Limit	N	Analyte not NELAC certified	R	RPD outside limits due to matrix
Rpt Lim	Reporting Limit	S	Spike Recovery outside limits due to matrix		

Client: Environmental Planning Specialists, Inc.
Project Name: Rheem
Workorder: 1610O96

ANALYTICAL QC SUMMARY REPORT

BatchID: 232255

Sample ID: **MB-232255** Client ID: Units: **ug/L** Prep Date: **11/03/2016** Run No: **328899**
SampleType: **MBLK** TestCode: **TCL VOLATILE ORGANICS SW8260B** BatchID: **232255** Analysis Date: **11/03/2016** Seq No: **7140418**

Analyte	Result	RPT Limit	SPK value	SPK Ref Val	%REC	Low Limit	High Limit	RPD Ref Val	%RPD	RPD Limit	Qual
cis-1,2-Dichloroethene	BRL	5.0									
cis-1,3-Dichloropropene	BRL	5.0									
Cyclohexane	BRL	5.0									
Dibromochloromethane	BRL	5.0									
Dichlorodifluoromethane	BRL	10									
Ethylbenzene	BRL	5.0									
Freon-113	BRL	10									
Isopropylbenzene	BRL	5.0									
m,p-Xylene	BRL	5.0									
Methyl acetate	BRL	5.0									
Methyl tert-butyl ether	BRL	5.0									
Methylcyclohexane	BRL	5.0									
Methylene chloride	BRL	5.0									
o-Xylene	BRL	5.0									
Styrene	BRL	5.0									
Tetrachloroethene	BRL	5.0									
Toluene	BRL	5.0									
trans-1,2-Dichloroethene	BRL	5.0									
trans-1,3-Dichloropropene	BRL	5.0									
Trichloroethene	BRL	5.0									
Trichlorofluoromethane	BRL	5.0									
Vinyl chloride	BRL	2.0									
Surr: 4-Bromofluorobenzene	41.69	0	50.00		83.4	70.7	125				
Surr: Dibromofluoromethane	53.70	0	50.00		107	82.2	120				
Surr: Toluene-d8	48.79	0	50.00		97.6	81.8	120				

Qualifiers:

>	Greater than Result value	<	Less than Result value	B	Analyte detected in the associated method blank
BRL	Below reporting limit	E	Estimated (value above quantitation range)	H	Holding times for preparation or analysis exceeded
J	Estimated value detected below Reporting Limit	N	Analyte not NELAC certified	R	RPD outside limits due to matrix
Rpt Lim	Reporting Limit	S	Spike Recovery outside limits due to matrix		

Client: Environmental Planning Specialists, Inc.
Project Name: Rheem
Workorder: 1610O96

ANALYTICAL QC SUMMARY REPORT

BatchID: **232255**

Sample ID: **LCS-232255** Client ID: Units: **ug/L** Prep Date: **11/03/2016** Run No: **328899**
SampleType: **LCS** TestCode: **TCL VOLATILE ORGANICS SW8260B** BatchID: **232255** Analysis Date: **11/03/2016** Seq No: **7140415**

Analyte	Result	RPT Limit	SPK value	SPK Ref Val	%REC	Low Limit	High Limit	RPD Ref Val	%RPD	RPD Limit	Qual
1,1-Dichloroethene	50.58	5.0	50.00		101	65.3	137				
Benzene	51.13	5.0	50.00		102	74.9	123				
Chlorobenzene	50.30	5.0	50.00		101	73.9	124				
Toluene	54.07	5.0	50.00		108	75	124				
Trichloroethene	50.32	5.0	50.00		101	73.1	128				
Surr: 4-Bromofluorobenzene	44.11	0	50.00		88.2	70.7	125				
Surr: Dibromofluoromethane	50.10	0	50.00		100	82.2	120				
Surr: Toluene-d8	47.59	0	50.00		95.2	81.8	120				

Sample ID: **1610O20-004AMS** Client ID: Units: **ug/L** Prep Date: **11/03/2016** Run No: **329068**
SampleType: **MS** TestCode: **TCL VOLATILE ORGANICS SW8260B** BatchID: **232255** Analysis Date: **11/04/2016** Seq No: **7147645**

Analyte	Result	RPT Limit	SPK value	SPK Ref Val	%REC	Low Limit	High Limit	RPD Ref Val	%RPD	RPD Limit	Qual
1,1-Dichloroethene	25150	2500	25000		101	60	150				
Benzene	24560	2500	25000		98.2	70.1	132				
Chlorobenzene	23990	2500	25000		96.0	70.9	131				
Toluene	26630	2500	25000		106	70.1	133				
Trichloroethene	50750	2500	25000	24130	106	70	136				
Surr: 4-Bromofluorobenzene	22940	0	25000		91.8	70.7	125				
Surr: Dibromofluoromethane	25540	0	25000		102	82.2	120				
Surr: Toluene-d8	24530	0	25000		98.1	81.8	120				

Sample ID: **1610O20-004AMSD** Client ID: Units: **ug/L** Prep Date: **11/03/2016** Run No: **329068**
SampleType: **MSD** TestCode: **TCL VOLATILE ORGANICS SW8260B** BatchID: **232255** Analysis Date: **11/04/2016** Seq No: **7147646**

Analyte	Result	RPT Limit	SPK value	SPK Ref Val	%REC	Low Limit	High Limit	RPD Ref Val	%RPD	RPD Limit	Qual
1,1-Dichloroethene	21270	2500	25000		85.1	60	150	25150	16.7	17.7	
Benzene	22300	2500	25000		89.2	70.1	132	24560	9.65	20	

Qualifiers:

>	Greater than Result value	<	Less than Result value	B	Analyte detected in the associated method blank
BRL	Below reporting limit	E	Estimated (value above quantitation range)	H	Holding times for preparation or analysis exceeded
J	Estimated value detected below Reporting Limit	N	Analyte not NELAC certified	R	RPD outside limits due to matrix
Rpt Lim	Reporting Limit	S	Spike Recovery outside limits due to matrix		

Analytical Environmental Services, Inc

Date: 8-Nov-16

Client: Environmental Planning Specialists, Inc.
Project Name: Rheem
Workorder: 1610O96

ANALYTICAL QC SUMMARY REPORT

BatchID: 232255

Sample ID: **1610O20-004AMSD** Client ID: Units: **ug/L** Prep Date: **11/03/2016** Run No: **329068**
SampleType: **MSD** TestCode: **TCL VOLATILE ORGANICS SW8260B** BatchID: **232255** Analysis Date: **11/04/2016** Seq No: **7147646**

Analyte	Result	RPT Limit	SPK value	SPK Ref Val	%REC	Low Limit	High Limit	RPD Ref Val	%RPD	RPD Limit	Qual
Chlorobenzene	22700	2500	25000		90.8	70.9	131	23990	5.55	20	
Toluene	23600	2500	25000		94.4	70.1	133	26630	12.1	20	
Trichloroethene	45450	2500	25000	24130	85.3	70	136	50750	11.0	20	
Surr: 4-Bromofluorobenzene	22160	0	25000		88.6	70.7	125	22940	0	0	
Surr: Dibromofluoromethane	23910	0	25000		95.6	82.2	120	25540	0	0	
Surr: Toluene-d8	23070	0	25000		92.3	81.8	120	24530	0	0	

Qualifiers:

>	Greater than Result value	<	Less than Result value	B	Analyte detected in the associated method blank
BRL	Below reporting limit	E	Estimated (value above quantitation range)	H	Holding times for preparation or analysis exceeded
J	Estimated value detected below Reporting Limit	N	Analyte not NELAC certified	R	RPD outside limits due to matrix
Rpt Lim	Reporting Limit	S	Spike Recovery outside limits due to matrix		

Client: Environmental Planning Specialists, Inc.
Project Name: Rheem
Workorder: 1610O96

ANALYTICAL QC SUMMARY REPORT

BatchID: R329014

Sample ID: **MB-R329014** Client ID: Units: **mg/L** Prep Date: Run No: **329014**
SampleType: **MBLK** TestCode: **Total Organic Carbon (TOC) SW9060A** BatchID: **R329014** Analysis Date: **11/03/2016** Seq No: **7141956**

Analyte	Result	RPT Limit	SPK value	SPK Ref Val	%REC	Low Limit	High Limit	RPD Ref Val	%RPD	RPD Limit	Qual
Organic Carbon, Total	BRL	1.00									

Sample ID: **LCS-R329014** Client ID: Units: **mg/L** Prep Date: Run No: **329014**
SampleType: **LCS** TestCode: **Total Organic Carbon (TOC) SW9060A** BatchID: **R329014** Analysis Date: **11/03/2016** Seq No: **7141955**

Analyte	Result	RPT Limit	SPK value	SPK Ref Val	%REC	Low Limit	High Limit	RPD Ref Val	%RPD	RPD Limit	Qual
Organic Carbon, Total	23.05	1.00	25.00		92.2	90	110				

Sample ID: **1610O20-004DMS** Client ID: Units: **mg/L** Prep Date: Run No: **329014**
SampleType: **MS** TestCode: **Total Organic Carbon (TOC) SW9060A** BatchID: **R329014** Analysis Date: **11/03/2016** Seq No: **7141959**

Analyte	Result	RPT Limit	SPK value	SPK Ref Val	%REC	Low Limit	High Limit	RPD Ref Val	%RPD	RPD Limit	Qual
Organic Carbon, Total	24.29	1.00	25.00		97.2	80	120				

Sample ID: **1610O20-004DMSD** Client ID: Units: **mg/L** Prep Date: Run No: **329014**
SampleType: **MSD** TestCode: **Total Organic Carbon (TOC) SW9060A** BatchID: **R329014** Analysis Date: **11/03/2016** Seq No: **7141960**

Analyte	Result	RPT Limit	SPK value	SPK Ref Val	%REC	Low Limit	High Limit	RPD Ref Val	%RPD	RPD Limit	Qual
Organic Carbon, Total	23.95	1.00	25.00		95.8	80	120	24.29	1.41	20	

Qualifiers:

>	Greater than Result value	<	Less than Result value	B	Analyte detected in the associated method blank
BRL	Below reporting limit	E	Estimated (value above quantitation range)	H	Holding times for preparation or analysis exceeded
J	Estimated value detected below Reporting Limit	N	Analyte not NELAC certified	R	RPD outside limits due to matrix
Rpt Lim	Reporting Limit	S	Spike Recovery outside limits due to matrix		

Client: Environmental Planning Specialists, Inc.
Project Name: Rheem
Workorder: 1610O96

ANALYTICAL QC SUMMARY REPORT

BatchID: R329048

Sample ID: **MB-R329048** Client ID: Units: **mg/L** Prep Date: Run No: **329048**
SampleType: **MBLK** TestCode: **ION SCAN SW9056A** BatchID: **R329048** Analysis Date: **10/29/2016** Seq No: **7142762**

Analyte	Result	RPT Limit	SPK value	SPK Ref Val	%REC	Low Limit	High Limit	RPD Ref Val	%RPD	RPD Limit	Qual
Nitrate	BRL	0.25									
Sulfate	BRL	1.0									

Sample ID: **LCS-R329048** Client ID: Units: **mg/L** Prep Date: Run No: **329048**
SampleType: **LCS** TestCode: **ION SCAN SW9056A** BatchID: **R329048** Analysis Date: **10/29/2016** Seq No: **7142761**

Analyte	Result	RPT Limit	SPK value	SPK Ref Val	%REC	Low Limit	High Limit	RPD Ref Val	%RPD	RPD Limit	Qual
Nitrate	4.919	0.25	5.000		98.4	90	110				
Sulfate	24.88	1.0	25.00		99.5	90	110				

Sample ID: **1610O96-002CMS** Client ID: **16302-MW-48A** Units: **mg/L** Prep Date: Run No: **329048**
SampleType: **MS** TestCode: **ION SCAN SW9056A** BatchID: **R329048** Analysis Date: **10/29/2016** Seq No: **7142775**

Analyte	Result	RPT Limit	SPK value	SPK Ref Val	%REC	Low Limit	High Limit	RPD Ref Val	%RPD	RPD Limit	Qual
Nitrate	5.315	0.25	5.000	0.4639	97.0	90	110				
Sulfate	27.94	1.0	25.00	3.218	98.9	90	110				

Sample ID: **1610O96-002CMSD** Client ID: **16302-MW-48A** Units: **mg/L** Prep Date: Run No: **329048**
SampleType: **MSD** TestCode: **ION SCAN SW9056A** BatchID: **R329048** Analysis Date: **10/29/2016** Seq No: **7142776**

Analyte	Result	RPT Limit	SPK value	SPK Ref Val	%REC	Low Limit	High Limit	RPD Ref Val	%RPD	RPD Limit	Qual
Nitrate	5.357	0.25	5.000	0.4639	97.9	90	110	5.315	0.783	20	
Sulfate	28.01	1.0	25.00	3.218	99.2	90	110	27.94	0.256	20	

Qualifiers:

>	Greater than Result value	<	Less than Result value	B	Analyte detected in the associated method blank
BRL	Below reporting limit	E	Estimated (value above quantitation range)	H	Holding times for preparation or analysis exceeded
J	Estimated value detected below Reporting Limit	N	Analyte not NELAC certified	R	RPD outside limits due to matrix
Rpt Lim	Reporting Limit	S	Spike Recovery outside limits due to matrix		

APPENDIX E
Boring Logs and Well Construction Information

PROJECT: **Rheem Manufacturing Company**		Log of Boring No. **IW-1 (A-C)**	
SITE LOCATION:	Milledgeville, GA	TOP OF CASING ELEVATION (ft):	N/A
DRILLING CONTRACTOR:	Cascade Drilling	DATE STARTED: 10/3/2016	DATE FINISHED: 10/4/2016
DRILLING METHOD:	Rotosonic	TOTAL DEPTH (ft.): 88	SCREEN INTERVAL (ft.): See Below
DRILLING EQUIPMENT:	Sonic 10-00288	DEPTH TO WATER AT TIME OF BORING (ft.): NM	CASING (ft.): See Below
SAMPLING METHOD:	Sample Sleeves	BOREHOLE DIAMETER (In.): See Below	WELL DIAMETER (In.): 1
LOGGED BY:	Alex Testoff		

Ground Surface Elevation (ft): N/A

DEPTH (feet)	PID Reading	DESCRIPTION
0		Topsoil
5	2	Red, orange, tan micaceous clay
	6	
10	8.9	
15	10.3	
20	9.5	Tan, orange micaceous clay w/ white, green, black sand lenses
25	15.7	
30	29	
35	87.8	Tan, brown micaceous sand
		Light brown, tan clay
40	140.2	Green, gray, white, tan clayey sand
45	159.7	Tan, brown micaceous clay
	859.6	Gray, tan, white sandy weathered rock
50	872.6	
55	1009	Brown, tan, gray clayey weathered rock
60	1057	
65	5	White, gray gravelly weathered rock
70		Gray, white gneiss
75		
80	2.2	
85	2.7	
90		
95		
100		
105		
110		
115		
120		

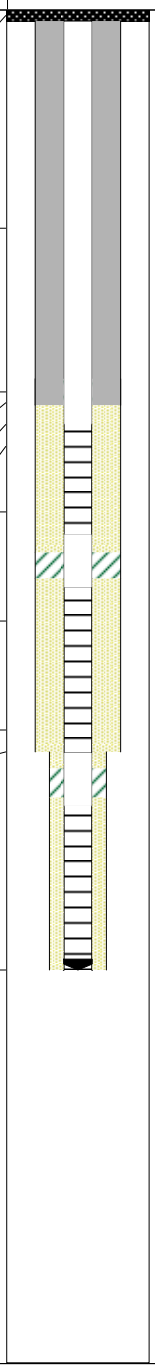

WELL CONSTRUCTION DETAILS AND/OR DRILLING REMARKS

Flush mount well vault

IW-1 (A-C) constructed with 3 separate 1-inch PVC wells within one borehole.

6" borehole from 0-68 ft-bgs

IW-1C screened from 38-48 ft-bgs

IW-1B screened from 53-68 ft-bgs

4" borehole from 68-88 ft-bgs

IW-1A screened from 73-88 ft-bgs

EPS

PROJECT: **Rheem Manufacturing Company**	Log of Boring No. **IW-2 (A-D)**	
SITE LOCATION: Milledgeville, GA	TOP OF CASING ELEVATION (ft): N/A	
DRILLING CONTRACTOR: Cascade Drilling	DATE STARTED: 10/4/2016	DATE FINISHED: 10/6/2016
DRILLING METHOD: Rotosonic	TOTAL DEPTH (ft.): 106	SCREEN INTERVAL (ft.): See Below
DRILLING EQUIPMENT: Sonic 10-00289	DEPTH TO WATER AT TIME OF BORING (ft.): NM	CASING (ft.): See Below
SAMPLING METHOD: Sample Sleeves	BOREHOLE DIAMETER (In.): See Below	WELL DIAMETER (In.): 1
LOGGED BY: Alex Testoff		

Ground Surface Elevation (ft): N/A

DEPTH (feet)	PID Reading	DESCRIPTION	WELL CONSTRUCTION DETAILS AND/OR DRILLING REMARKS
0		Asphalt	Flush mount well vault
5	7.7	Tan, red clay	
	2	Tan, orange clay w/ white sand lenses	IW-2 (A-D) constructed with 4 separate 1-inch PVC wells within one borehole.
10	9.6	Orange, tan clay	
15	8.7	Orange clay w/ white, black sand lenses	
20	7.9		8" borehole from 0-85.5 ft bgs.
25	10.1	White, black sand w/ tan clay	
30	8.8	Orange clay w/ white sand lenses	
35	300.2	Light brown, white, black clayey sand	IW-2D screened from 31-46 ft-bgs
40	412.1	Light brown, white black clayey weathered rock	
45	600.2	Tan, white black clayey weathered rock	
50	890.5		
55			IW-2C screened from 51-66 ft-bgs
60	699.1	Orange, tan clayey weathered rock	
65	870.3	Gray, white clayey weathered rock	
70	681.4	Tan, white clayey weathered rock	
75	665.5	Tan, gray clayey weathered rock	IW-2B screened from 71-86 ft-bgs
80	701.6		
85	3	White, gray gneiss	4" borehole from 85.5-106 ft bgs.
90			
95	0.7	Gray, pink gneiss	IW-2A screened from 91-106 ft-bgs
100			
105	0.1	Gray, white gneiss	
110			
115			
120			

EPS

PROJECT: **Rheem Manufacturing Company**		Log of Boring No. **IW-3 (A-E)**	
SITE LOCATION:	Milledgeville, GA	TOP OF CASING ELEVATION (ft):	N/A
DRILLING CONTRACTOR:	Cascade Drilling	DATE STARTED: 10/6/2016	DATE FINISHED: 10/8/2016
DRILLING METHOD:	Rotosonic	TOTAL DEPTH (ft.): 116	SCREEN INTERVAL (ft.): See Below
DRILLING EQUIPMENT:	Sonic 10-00290	DEPTH TO WATER AT TIME OF BORING (ft.): NM	CASING (ft.): See Below
SAMPLING METHOD:	Sample Sleeves	BOREHOLE DIAMETER (In.): See Below	WELL DIAMETER (In.): 1
LOGGED BY:	Alex Testoff		

DEPTH (feet)	PID Reading	DESCRIPTION (Ground Surface Elevation (ft): N/A)	WELL CONSTRUCTION DETAILS AND/OR DRILLING REMARKS
0		Asphalt	Flush mount well vault
5	9.6	Red, tan clay	
10	36.1, 42.2	Red, tan micaceous clay	IW-3 (A-E) constructed with 5 separate 1-inch PVC wells within one borehole.
15			
20	45.5	Orange, tan clay w/ black mottling	
25	50	Tan micaceous clay w/ sand	
30	39.6		IW-3E screened from 29-39 ft-bgs
35	47.9		
40	>15,000, 369.3	Tan, orange, white clayey sand	8" borehole from 0-56 ft bgs.
45	570	Tan, white clayey weathered rock w/ mica flakes	IW-3D screened from 44-54 ft-bgs
50	445.9	Tan, white sandy weathered rock	
55	3224	Tan, white clayey weathered rock	
60	>15,000	Tan, gray, white micaceous weathered rock	6" borehole from 56-116 ft bgs.
65	860.4	Gray, tan clayey weathered rock	IW-3C screened from 59-74 ft-bgs
70			
75		Gray, white gneiss (<10% recovery)	
80			
85	9.1		IW-3B screened from 79-94 ft-bgs
90		Gray, white micaceous gneiss	
95	0.9		
100			
105	1.1	White, gray gneiss	IW-3A screened from 100-115 ft-bgs
110	0.8		
115			
120			

EPS

PROJECT: **Rheem Manufacturing Company**	Log of Boring No. **IW-4 (A-E)**	
SITE LOCATION: Milledgeville, GA	TOP OF CASING ELEVATION (ft): N/A	
DRILLING CONTRACTOR: Cascade Drilling	DATE STARTED: 10/8/2016	DATE FINISHED: 10/9/2016
DRILLING METHOD: Rotosonic	TOTAL DEPTH (ft.): 116	SCREEN INTERVAL (ft.): See Below
DRILLING EQUIPMENT: Sonic 10-00291	DEPTH TO WATER AT TIME OF BORING (ft.): NM	CASING (ft.): See Below
SAMPLING METHOD: Sample Sleeves	BOREHOLE DIAMETER (In.): See Below	WELL DIAMETER (In.): 1
LOGGED BY: Alex Testoff		

DEPTH (feet)	PID Reading	DESCRIPTION (Ground Surface Elevation (ft): N/A)	WELL CONSTRUCTION DETAILS AND/OR DRILLING REMARKS
0		Topsoil and gravel	Flush mount well vault
5	9.8	Orange, tan clay	
10	520.2	Orange, tan micaceous clay	IW-4 (A-E) constructed with 5 separate 1-inch PVC wells within one borehole.
15	831.1	Orange micaceous clay w/ tan sand	
20	>15,000	Tan, brown clay with gravel, weathered rock lense at 20-24 ft-bgs	
25	>15,000	Tan sandy with clay and gravel	IW-4E screened from 20-35 ft-bgs
30	1032 2023		
35	>15,000	Brown to tan clayey sand with gravel	8" borehole from 0-56 ft bgs.
40	>15,000		
45	>15,000		IW-4D screened from 40-55 ft-bgs
50	>15,000		
55	8950		
60			6" borehole from 56-116 ft bgs.
65	8062		
70	>15,000	Tan, gray clayey weathered rock	IW-4C screened from 60-75 ft-bgs
75		Gray, brown clayey weathered rock	
80	10.2	Gray, white gneiss	
85	2.1		IW-4B screened from 80-95 ft-bgs
90			
95			
100	0.1		
105	0		IW-4A screened from 100-115 ft-bgs
110	6.7		
115			
120			

EPS

PROJECT: **Rheem Manufacturing Company**	Log of Boring No. **IW-5 (A-E)**	
SITE LOCATION: Milledgeville, GA	TOP OF CASING ELEVATION (ft): N/A	
DRILLING CONTRACTOR: Cascade Drilling	DATE STARTED: 10/10/2016	DATE FINISHED: 10/11/2016
DRILLING METHOD: Rotosonic	TOTAL DEPTH (ft.): 118	SCREEN INTERVAL (ft.): See Below
DRILLING EQUIPMENT: Sonic 10-00292	DEPTH TO WATER AT TIME OF BORING (ft.): NM	CASING (ft.): See Below
SAMPLING METHOD: Sample Sleeves	BOREHOLE DIAMETER (In.): See Below	WELL DIAMETER (In.): 1
LOGGED BY: Justin Vickery		

Ground Surface Elevation (ft): N/A

DEPTH (feet)	PID Reading	DESCRIPTION	WELL CONSTRUCTION DETAILS AND/OR DRILLING REMARKS
0	30	Concrete	Flush mount well vault
5	100, 53	Red to tan to white clay	
10	63, 900, 1200	Reddish brown clay w/ sandy streaks and gravel	IW-5 (A-E) constructed with 5 separate 1-inch PVC wells within one borehole.
15	3000, >15,000	Gray to tan sand w/ gravel	
20	>15,000	Reddish brown sandy clay	
25	>15,000	Red to brown sand w/ clay	IW-5E screened from 23-38 ft-bgs
30	>15,000, >15,000	Gray sandy clay with coarse sand lenses	8" borehole from 0-58 ft bgs.
35	>15,000		
40	>15,000, >15,000	Tan to gray fine sand w/ silt	
45	>15,000	Gray sandy clay w/ gravel	IW-5D screened from 43-58 ft-bgs
50	>15,000, 4000	Tan/white/gray/brown sandy clay	
55	1500, 375		
60	150	Tan silt and fine sand	6" borehole from 58-118 ft bgs.
65	175, 250	Tan and gray clay w/ fine sand and gravel	
70	120, 170	Brown to gray fine to coarse sand w/ gravel and clay	IW-5C screened from 63-78 ft-bgs
75	240, 95		
80	20	Dark gray gneiss, void at 103-104 ft-bgs	
85	9		
90	30		IW-5B screened from 83-98 ft-bgs
95			
100	25		
105			
110			IW-5A screened from 103-118 ft-bgs
115	42		
120			

EPS