

**VOLUNTARY REMEDIATION PLAN
SEMI-ANNUAL PROGRESS REPORT #4**

**SOUTHERN STATES, LLC
30 GEORGIA AVENUE
HAMPTON, GEORGIA**

HSI No. 10141

APRIL 15, 2017

Prepared for

**SOUTHERN STATES, LLC
30 Georgia Avenue
Hampton, Georgia**

TABLE OF CONTENTS

	<u>Page</u>
1.0 PROJECT SUMMARY	1
2.0 ACTIONS TAKEN SINCE LAST SUBMITTAL.....	3
2.1 GROUNDWATER PERFORMANCE MONITORING	3
2.2 DISCUSSION AND CONCLUSIONS	4
2.3 SURFACE WATER SAMPLING	5
2.4 SCREENING LEVEL ECOLOGICAL RISK ASSESSMENT	6
3.0 UPDATED CONCEPTUAL SITE MODEL.....	7
3.1 POTENTIAL EXPOSURE PATHWAYS.....	7
3.1.1 Soil Ingestion, Inhalation, or Direct Contact.....	7
3.1.2 Groundwater Ingestion, Inhalation, Direct Contact, or Vapor Intrusion....	8
3.1.3 Future Contaminant Migration to Sediment and/or Surface Water	8
3.2 HUMAN RECEPTORS	8
3.3 ECOLOGICAL RECEPTORS	9
3.4 FATE AND TRANSPORT MODELING	9
3.5 CLEANUP STANDARDS	10
4.0 PROPOSED REMEDIATION PLAN.....	11
4.1 REMEDIAL OPTIONS.....	11
4.1.1 Removal of Soil	11
4.1.2 Installation of a Cap over the Existing Former Landfill	11
4.1.3 Limited ISCO Groundwater Treatment	12
4.1.4 Monitored Natural Attenuation / Groundwater Monitoring	12
4.1.5 Future Land Use and Groundwater Restriction Covenants.....	13
4.1.6 Ecological Risk Assessment	13
5.0 SCHEDULE AND FUTURE SUBMITTALS.....	14
6.0 PROFESSIONAL GEOLOGIST CERTIFICATION STATEMENT	15

LIST OF FIGURES

Following
Report

FIGURE 1	PROPERTY LOCATION PLAN
FIGURE 2	SITE LOCATION MAP
FIGURE 3	TREATMENT ZONE LOCATION MAP
FIGURE 4	GROUNDWATER ELEVATION MAP - NOVEMBER 2, 2016
FIGURE 5	POST-INJECTION TOTAL VOC ISO-CONCENTRATION CONTOURS
FIGURE 6	POST-INJECTION TCE ISO-CONCENTRATION CONTOURS
FIGURE 7	UPDATED CONCEPTUAL SITE MODEL

LIST OF TABLES

TABLE 1	GROUNDWATER LEVEL MEASUREMENTS - NOVEMBER 2, 2016
TABLE 2	SUMMARY OF DETECTED COMPOUNDS - PERFORMANCE MONITORING WELLS


LIST OF APPENDICES

APPENDIX A	GROUNDWATER PURGE FORMS & ANALYTICAL LABORATORY REPORTS - NOVEMBER 2016
APPENDIX B	TOTAL VOC TREND GRAPHS FOR SELECT PERFORMANCE MONITORING WELLS
APPENDIX C	UPDATED MILESTONE SCHEDULE
APPENDIX D	SUMMARY OF PROFESSIONAL GELOGIST EFFORT
APPENDIX E	RESPONSE TO COMMENTS - DECEMBER 2, 2016

CERTIFICATION OF GROUNDWATER REPORT

I certify that I am a qualified ground-water scientist who has received a baccalaureate or post-graduate degree in the natural sciences or engineering, and have sufficient training and experience in ground-water hydrology and related fields, as demonstrated by state registration and completion of accredited university courses, that enable me to make sound professional judgments regarding ground-water monitoring and contaminant fate and transport. I further certify that this report was prepared by me or by a subordinate working under my direction.

John O. Schwaller
Printed Name (GA Professional Geologist 1617)


Signature (Professional Geologist)



1.0 PROJECT SUMMARY

On behalf of Southern States, LLC (SSL), Environmental Management Associates, LLC (EMA) is submitting this Voluntary Remediation Plan - Semi-Annual Progress Report #4 (Progress Report) to the Georgia Environmental Protection Division for SSI's manufacturing facility located at 30 Georgia Avenue, Hampton, Georgia. This Progress Report has been prepared to meet the requirements contained in the Georgia Voluntary Remediation Program Act and covers the activities conducted since the submittal of Progress Report #3 dated October 15, 2016.

The SSL site (Site) is located at 30 Georgia Avenue, Hampton, Henry County, Georgia. The surrounding properties are predominantly residential. A topographic map (Property Location Map) of the surrounding area is included as Figure 1. A Site Plan is presented as Figure 2.

SSL began manufacturing operations at the Hampton, GA location in 1940. SSL manufactures high-voltage electrical switches and fuses at its 30-acre manufacturing facility located in Hampton, Georgia. In 1986, SSL conducted a focused groundwater investigation to determine the impact from an existing wastewater sludge impoundment. The results of this and subsequent investigations identified a release of select VOCs had occurred at the Property. In December 1989, SSL and the Georgia Environmental Protection Division (EPD) entered into a Consent Order (Order), No. EPD-HW-529. The Property was listed on the Hazardous Site Inventory on June 30, 1997 as Site No. 10141.

Since 1986, the Property has been the subject of a number of investigations which identified the presence of volatile organic compounds in the soil and groundwater.

EMA prepared the VRPAP and submitted to EPD on October 30, 2014. EPD approved the VRPAP with conditions and comments in two letters dated April 10, 2015.

EMA conducted two formal injections (June 2015 and January 2016 as proposed) of an in-situ chemical oxidation (ISCO) reagent (PeroxyChem's (formerly FMC Corporation) Klozur® sodium persulfate mixed with an alkaline activator (sodium hydroxide) to form sulfate and hydroxyl radicals) to reduce the existing groundwater contamination to levels at or below the Type 4 RRS proposed in the VRP. ISCO application was performed at three specific areas identified on Figure 3 with the following rationale:

<u>Treatment Area</u>	<u>Rationale</u>
Zone A - MW-39	suspected source zone (~ 200,000 µg/L TCE);
Zone B - TP-1 / TP-2	lateral impact area (~ 2,000 µg/L TCE); and
Zone C - MW-18	pilot study to determine sapolite/shallow bedrock treatment effectiveness on MW-32.

In June 2015, EMA's subcontractors, REM-CON, LLC and Geo Lab Probing Services, installed temporary injection points at each of the three treatment zones. The injection points include open screened areas targeting the contaminant zones from 12 feet (ft) below ground surface (bgs) to 35 ft bgs. The sodium persulfate reagent was injected throughout the overburden aquifer. ISCO injections occurred in June 2015 and January 2016. Only Treatment Zone A was utilized during Round #2 completed in January 2016.

This Semi-annual VRP Progress Report No. 4 was prepared in accordance with the VRP and covers the activities conducted since the Semi-Annual Progress Report No. 3 submittal and covers the period October 15, 2016 through April 15, 2017. These activities included a quarterly groundwater monitoring event, and initiating a screening level ecological risk assessment.

2.0 ACTIONS TAKEN SINCE LAST SUBMITTAL

2.1 GROUNDWATER PERFORMANCE MONITORING

Groundwater performance monitoring was performed in November 2016. The following select monitoring wells were utilized for the groundwater performance monitoring to determine the effectiveness following the January 2016 injection event:

Overburden Wells

- MW-9;
- MW-13;
- MW-18;
- MW-21;
- MW-39;
- MW-40;
- MW-41;
- TP-1;
- TP-2; and
- TP-3.

Groundwater samples were collected on November 2, 2016 using low-flow purging and sampling technique referenced in USEPA Region IV's SEDS Operating Procedures - Groundwater Sampling dated March 6, 2013. Peristaltic pumps using disposable Teflon tubing was used for the purging and sampling. Static groundwater level measurements were recorded at each monitoring well on November 2, 2016. The measurements were made with a pre-cleaned "Slope" electronic water level detector and were reported to the nearest 0.01-foot based on a fixed point on the top of the well casing. A potentiometric contour map for the shallow water table was prepared based on the groundwater elevations presented in Table 1 and is provided as Figure 4. The groundwater flow direction is consistent with historic monitoring events.

During the low-flow purging procedure, field measurements of reduction oxidation potential (redox), dissolved oxygen (D.O.), turbidity, pH, conductivity, and temperature were recorded. Once the field measurements stabilized for three consecutive readings, samples were collected directly into the pre-preserved laboratory supplied containers. Monitoring well purge records are presented in Appendix A.

The groundwater samples were delivered under standard chain-of-custody (COC) protocols to Analytical Environmental Services, Inc. (AES) located in Atlanta, Georgia. AES is an accredited laboratory under the National Environmental Laboratory Accreditation Program (NELAC) (Accreditation ID: E87582). The groundwater samples were submitted for select target compound list (TCL) volatile organic compounds (VOCs) including 1,4-dioxane by SW-846 Method 8260B. In addition, the groundwater sample collected from monitoring well MW-13 was also analyzed for total and dissolved lead and turbidity. Historically, turbidity less than 10 NTU in MW-13 has not been achieved in samples resulting in elevated lead result which are not representative of the groundwater.

The detected compounds observed during the quarterly events since the baseline event of June 2015 through the November 2016 quarterly performance event are summarized in Table 2. Figure 5 presents the most recent total VOC iso-concentration contours. Figure 6 presents the most recent trichloroethylene (TCE) iso-concentration contours. The analytical reports are included in Appendix A.

2.2 DISCUSSION AND CONCLUSIONS

Review of the groundwater data presented in Table indicates favorable results in all three treatment zones even though some rebound has occurred. The following summarizes the reductions observed at representative monitoring wells within each Treatment Zone using the baseline data collected in June 2015 as a reference:

Treatment Zone A

MW-39: 214,900 µg/L to 9,800 µg/L (approximately 95% reduction);
MW-40: 5,438 µg/L to 1,369 µg/L (approximately 75% reduction); and
MW-41: 4,170 µg/L to 2,114 µg/L (approximately 49% reduction).

Treatment Zone B

TP-1: 2,300 µg/L to 1,030 µg/L (approximately 55% reduction); and
TP-2: 856 µg/L to 781 µg/L (approximately 8% reduction).

Treatment Zone C

MW-18: 106 µg/L to 163 µg/L (reduction to non-detect followed by rebound of cis-1,2 DCE).

For monitoring well MW-13, total lead was detected at 0.0577 mg/L with a turbidity of 93 NTU. The associated dissolved lead concentration was non-detect at the associated reporting limit of 0.01 mg/L indicating that the detected total lead was due to the elevated turbidity within this sample.

Table 2 presents the summary of analytical data collected since the baseline monitoring event of June 2015. Appendix B presents total VOC and select chlorinated contaminant trend graphs for each of the performance monitoring wells.

The reduction of contaminant concentrations from within Treatment Zone A has been significant to this point resulting in approximately 95% removal from monitoring well MW-39. This monitoring well has historically exhibited the highest contaminant concentrations on the Site. Continued semi-annual monitoring will be required to track any rebound.

2.3 SURFACE WATER SAMPLING

In correspondence from EPD (Brownlee to Shelley, May 25, 2016), EPD requested surface water samples be collected within Little Bear Creek to monitor the effects of the ISCO injections within surface water. Surface water samples (S-1 and S-2) were collected from the locations identified on Figure 2. The locations are to the north of treatment Zone A (MW-39 area) where the majority of the treatment injections occurred. The groundwater samples were delivered under standard chain-of-custody (COC) protocols to Analytical Environmental Services, Inc. (AES) located in Atlanta, Georgia. AES is an accredited laboratory under the National Environmental Laboratory Accreditation Program (NELAC) (Accreditation ID: E87582). The surface water samples were submitted for select target compound list (TCL) volatile organic compounds (VOCs) including 1,4-dioxane by SW-846 Method 8260B.

No analytes were detected above the respective detection limits. The laboratory report is presented in Appendix A.

2.4 SCREENING LEVEL ECOLOGICAL RISK ASSESSMENT

A Screening Level Ecological Risk Assessment (SLERA) has been initiated by Dr. Chris Saranko of Geosyntec Consultants. The SLERA will be performed following ecological risk assessment guidance from the United States Environmental Protection Agency (USEPA), including the following documents: *Ecological Risk Assessment for Superfund* (1997), *Guidelines for Ecological Risk Assessment* (1998), and *Region 4 Ecological Risk Assessment Supplemental Guidance* (2015). The results of the SLERA will be presented in the VRP Progress Report #5 that will be submitted in October 2017.

3.0 UPDATED CONCEPTUAL SITE MODEL

The preliminary Conceptual Site Model (CSM) was intended to establish a common knowledge base about the Property and its environmental condition, to facilitate the development of basic remedial action objectives appropriate for the Property, and to allow an informed decision regarding possible remedial action measures for the Property. This section updates the CSM and discusses the potential receptors and exposure pathways associated with the COC.

A preliminary CSM was developed based on the available Property information. A discussion of the updated CSM components is presented below, and the CSM is presented as Figure 7.

3.1 POTENTIAL EXPOSURE PATHWAYS

The potential exposure pathways were determined for the Property. These pathways include:

- Potential exposure to VOC COC in the soil via ingestion, inhalation, or direct contact.
- Potential exposure to VOC COC in groundwater via ingestion, dermal contact, or vapor intrusion.
- COC in the groundwater migrating to surface water and/or surface soil migrating to surface water and/or sediment (erosion).

It was concluded that the following exposure pathways are currently incomplete on the Property:

- Exposure to COC in soil to industrial workers and trespassers.
- Vapor intrusion from the COC is considered incomplete as there are no enclosed structures over the groundwater contaminant plume or in the downgradient groundwater flow direction (west).

Each of these pathways is evaluated in the following subsections. Based on the current and anticipated future land use, the Property will remain industrial.

3.1.1 Soil Ingestion, Inhalation, or Direct Contact

The soil exposure pathway to industrial workers and trespassers is potentially incomplete for VOC COC since all surface and subsurface soil VOC COC concentrations across the Property are below the applicable Type 1 RRS and

therefore do not pose a risk to human health by these pathways. The soil exposure pathway to industrial workers and trespassers is potentially complete for surface and subsurface soil PCB COC. However, this exposure pathway is minimal since only two historic soil sampling locations (SL-3 and SB-07 – see Figure 2) exhibited PCB COC concentrations above the applicable Type 1 RRS.

3.1.2 Groundwater Ingestion, Inhalation, Direct Contact, or Vapor Intrusion

The on-site groundwater exposure pathway for future direct contact by construction workers during on-site excavation activities is potentially complete. The off-site groundwater exposure pathway is currently incomplete since the VOC COC are limited to the Property and no drinking water or irrigation wells exist on the property; however, future off-site migration could potentially complete this pathway so this pathway has been defined as potentially complete. Vapor intrusion from the VOC COC is considered incomplete as there are no enclosed structures over the groundwater contaminant plume or in the downgradient groundwater flow direction (west). Based on the soil vapor survey completed by CRA in 1997, all soil vapor survey points at or near the Property buildings were non-detect for organic vapors.

SSL will ensure that the UEC includes vapor intrusion evaluation and/or mitigation language in the event the future land use changes.

3.1.3 Future Contaminant Migration to Sediment and/or Surface Water

Historical impacts to surface water and sediment within Little Bear Creek were noted in the early assessments for COC. However, numerous investigation results indicate that surface soils across the Property do not contain levels of VOC COC above HSRA reporting limits and therefore do not pose a current or future risk to surface water or sediment. PCB COC were however detected in the sediment within Little Bear Creek located on the Property. In addition, select surface soil samples in the landfill, the former Beaver Pond, and adjacent to the Little Bear Creek are impacted with PCB COC that exceed the Type 1 RRS for this parameter and therefore the pathway for future impact to the sediment via potential erosion should be considered potentially complete.

3.2 HUMAN RECEPTORS

The current and future use of the Property is industrial. Therefore, current and future on-Site receptors to impacted soils and groundwater are industrial and construction workers. In addition, potential future receptors include off-site residents that might contact impacted groundwater if off-site migration occurs.

It is important to recognize that the current edge of the contaminant plume is 1,475 feet upgradient from the SSL property boundary and the plume is stable and not migrating. Based on the drinking water survey completed by EPD in 1988, the use of all previously impacted City of Hampton drinking water supply wells have been discontinued (It should be noted that it was not confirmed that SSL was the source of this contamination based on groundwater flow direction). All surrounding residents obtain potable water from Henry County. Additionally, there is local zoning which prohibits the installation of wells without prior approval from the city of Hampton. This ordinance was enacted in 1993. Since that period, no water well permits have been filed and approved by the City of Hampton.

3.3 ECOLOGICAL RECEPTORS

Sediment within the first 300 feet of Little Bear Creek that is located on the Property was reported with levels of PCB COC above the Freshwater Sediment Screening Benchmark concentrations; however, the PCB COC sediment contamination does not extend off-Site. An ecological risk assessment is currently being performed to determine if remediation is required to protect this receptor.

The PCB COC detected in the surface soils of the landfill, in the areas within the former Beaver Pond, and adjacent to Little Bear Creek may migrate via erosion to the sediment and surface water in Little Bear Creek. However, impact would be expected to be minimal since the PCB COC concentrations are predominantly below the Type 1 RRS. No VOCs were identified in the surface soils based on recent investigations and therefore do not pose a risk to the ecological receptors.

3.4 FATE AND TRANSPORT MODELING

Fate and transport modeling will be conducted to support a HSRA Type 5 for select groundwater VOC COC that exceed the Type 4 RRS. The HSRA Type I RRS's will be the off-site standards for groundwater VOC COC at the point of exposure (POE). All downgradient properties within 1,000 feet of the delineated extent of contamination are owned and under the control of SSL. Further downgradient properties are on public water; therefore, the POE has artificially been set to a point 1,000 feet downgradient from the edge of the contaminant plume identified by monitoring well MW-18. The point of demonstration (POD) well will be existing on-site monitoring well MW-17 for the overburden and for the bedrock, existing monitoring well MW-36.

Fate and transport of the VOC COC exceeding the HSRA Type 1 RRS in the overburden groundwater unit will be conducted using an USEPA accepted fate and transport model. The model will incorporate all existing and newly collected Property information concerning hydrogeological and contaminant information. Data will be used to construct a calibration model from which the following models would be run:

- a model to determine the maximum distance the plume is expected to travel;
- a model to determine when the plume begins to retreat; and
- a model to determine the maximum groundwater VOC COC concentrations at the source at which the HSRA Type I RRS is not exceeded at the POE (downgradient property line).

3.5 CLEANUP STANDARDS

The groundwater cleanup standards for the VOC COC will be a combination of HSRA Type 1, 3, 4 RRS, or if not practical, the HSRA Type 5 RRS. The final groundwater cleanup standards will be defined in the October 2017 Progress Report.

The soil cleanup standards for the PCB COC will be the HSRA Type 1 RRS for everywhere except for the former landfill which will be capped and therefore fall under a HSRA Type 5 RRS classification.

The sediment cleanup standards will be determined by the results of the screening level or baseline Ecological Risk Assessment (SLERA or BERA) which will be defined in the October 2017 Progress Report.

All RRS will be implemented in accordance with the VRP timeline.

4.0 PROPOSED REMEDIATION PLAN

It is SSL's objective to implement this VRP to satisfy the requirements of the Georgia Voluntary Remediation Program Act for the preparation of a VRP Compliance Status Report.

4.1 REMEDIAL OPTIONS

EMA is proposing a combination of the following remedial actions to meet the objective for the Property:

Soil

- Removal of soil exceeding the Type 1 RRS for PCBs at locations SED-3 and SED-4 and confirmatory sampling; and
- Completion of the capping of the former landfill.

Groundwater

- Limited in-situ chemical oxidation (ISCO);
- Monitored natural attenuation/Groundwater Monitoring; and
- Future land use and groundwater restriction covenants.

Sediment

- Ecological risk assessment to determine remedial options for the exposed portion of Little Bear Creek

4.1.1 Removal of Soil

The soil exceeding the Type 1 RRS for PCB COC at location SED-3 and SED-4 identified on Figure 2 will be excavated and confirmatory soil samples will be collected to confirm that existing soil meets the Type 1 RRS. The soil will be disposed off-site in an approved TSD facility.

4.1.2 Installation of a Cap over the Existing Former Landfill

To prevent future surface soil migration of PCB COC contamination, industrial worker or trespasser contact with these soils, and minimize VOC COC migration within the groundwater, a permanent cap is proposed for portions of the former landfill area adjacent to Little Bear Creek. The objective of the cap would be to minimize rainfall infiltration and run-off. The permanent cap design will be

submitted to EPD at a later date but it may incorporate a combination of reinforced concrete slab, asphalt, or geotextile membrane and vegetated soil.

The concrete area of the cap will be physically constructed to serve the dual purpose of site cap and lay down yard for SSL. The cap will be designed to provide adequate surface water run-off drainage and minimize erosion. Vegetative soil would be placed on the sloped areas not conducive to physical use. A HSRA Type 5 RRS for PCBs in soil COC would be met for this area.

4.1.3 Limited ISCO Groundwater Treatment

The use of in-situ chemical oxidation (ISCO) reagents was implemented at select suspected overburden groundwater source area locations to reduce the VOC COC concentrations. Treatment in select areas where groundwater currently exceeds the Type 4 RRS was performed throughout the area surrounding monitoring well locations MW-39, TP-1/TP-2, and MW-18. Performance monitoring was evaluated through quarterly groundwater sampling events and determined to be highly effective with an approximate 95% reduction in the MW-39 area. The treatment of the overburden significantly reduces the source that is impacting the bedrock groundwater zone.

4.1.4 Monitored Natural Attenuation / Groundwater Monitoring

Subsequent to the ISCO injections, select groundwater monitoring wells were sampled. Continued long term monitoring will be implemented as a continued remedial option which will include monitored natural attenuation parameters as well as the groundwater COC to validate the fate and transport model predictions. A summary of the proposed monitoring program details is as follows:

Overburden Wells	Bedrock Wells
MW-9, MW-13, MW-17, MW-18, MW-21, MW-35, MW-39, MW-40, MW-41, TP-1, and TP-2	MW-19, MW-20, MW-28, MW-31, MW-32, and MW-36

The MNA parameters will include ferrous iron, sulfide, sulfate, nitrate, alkalinity, chloride, carbon, dioxide, and dissolved methane and ethane/ethane, VOC analysis, and field parameters which will include pH, conductivity, ORP, D.O., and temperature.

4.1.5 Future Land Use and Groundwater Restriction Covenants

Based on the limited exposure pathways present on the Property, institutional controls will be utilized at the Property to eliminate future exposure pathways for on-site exposure. Where institutional controls are implemented, the environmental covenants will conform with the Uniform Environmental Covenants Act (O.C.G.A. § 44-16-1). The City of Hampton currently has a zoning prohibition (Ord. No. 77, § 2.01, 10-12-93) requiring approval prior to digging, drilling, or boring a well for water which was enacted in 1993. The City of Hampton has not approved a well since the inception of the ordinance.

In addition, SSL will implement a site specific UEC to include a site specific groundwater use restriction as part of the site limitations.

4.1.6 Ecological Risk Assessment

A screening-level ecological risk assessment (SLERA) is being performed along Little Bear Creek. The objective of the assessment is to determine if remediation is required. The results of the SLERA will be presented in the October 2017 VRP Progress Report #5.

5.0 SCHEDULE AND FUTURE SUBMITTALS

A semi-annual groundwater sampling event including additional monitoring wells and monitored natural attenuation parameters is scheduled for June 2017.

Removal of impacted soil from the SED-4 location will be performed followed by the finalization of the SLERA.

Groundwater fate and transport modeling will be performed using the POD and POE described in this report to pursue development of groundwater ACLs where appropriate to demonstrate that any off-site receptor will not be adversely impacted. Long term groundwater monitoring with MNA will be performed to confirm model results.

Once a groundwater ACL has been agreed upon, a partial cap and re-vegetation to cover exposed areas of the former landfill will be initiated to prevent further surface water infiltration and potential movement of any subsurface contaminants.

A Projected Milestone Schedule, showing timelines for the above items, is included in Appendix C.

Semiannual progress reports will continue to be submitted updating the progress and implementation of the VRPAP throughout the program. Additionally the Projected Milestone Schedule will be updated to show progress on the VRP objectives. The VRP Progress Report #5 will be submitted by October 15, 2017.


6.0 PROFESSIONAL GEOLOGIST CERTIFICATION STATEMENT

"I certify under penalty of law that this report and all attachments were prepared by me or under my direct supervision in accordance with the Voluntary Remediation Program Act (O.C.G.A. Section 12-8-101, et seq.). I am a professional engineer/professional geologist who is registered with the Georgia State Board of Registration for Professional Engineers and Land Surveyors/Georgia State Board for Professional Geologists and I have the necessary experience and am in charge of the investigation and remediation of this release of regulated substances.

Furthermore, to document my direct oversight of the Voluntary Remediation Plan development, implementation of corrective action, and log term monitoring, I have attached a monthly summary of hours invoiced and description of services provided by me to the Voluntary Remediation Program participant since the previous submittal to the Georgia Environmental Protection Division.

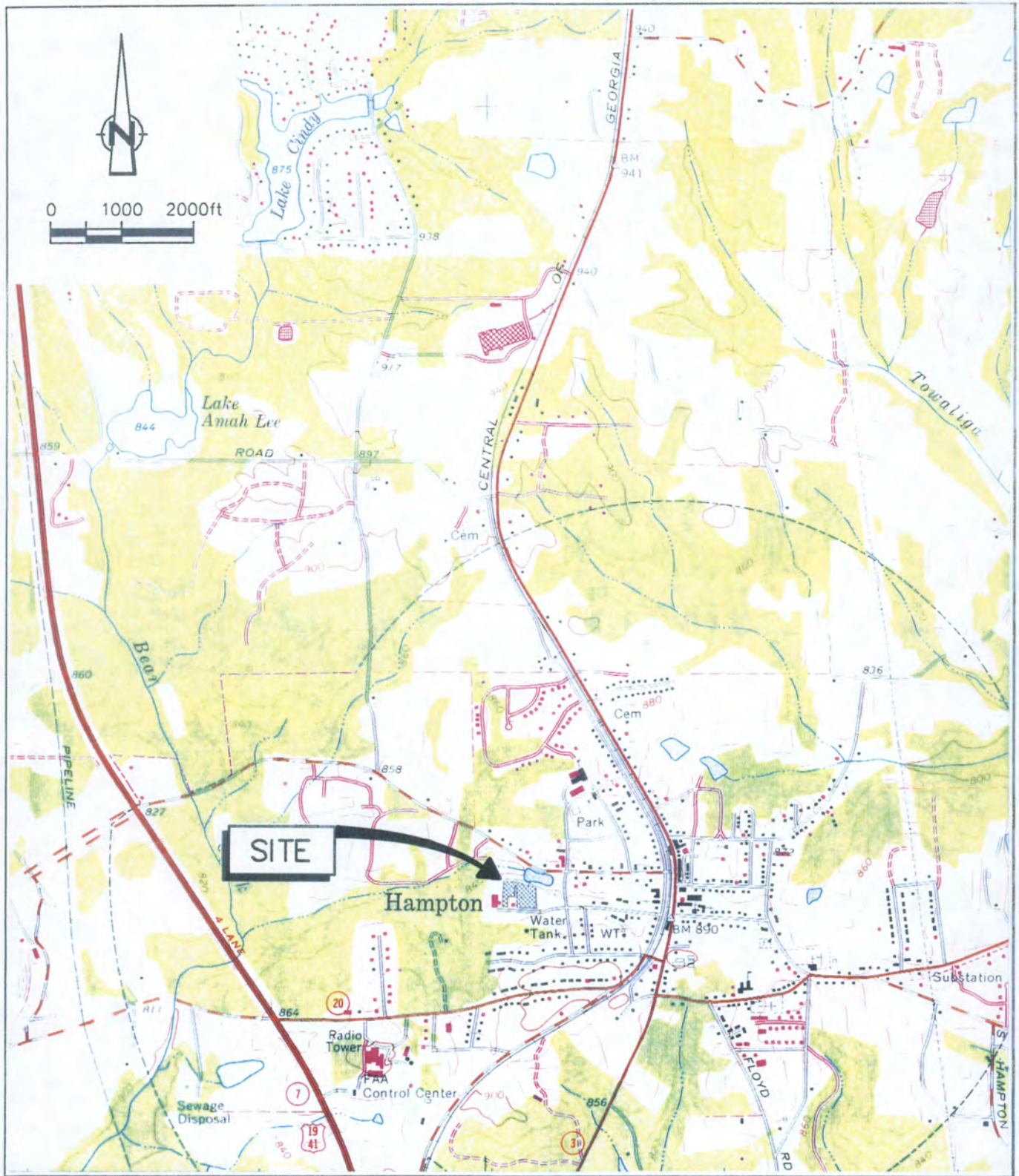
The information submitted is, to the best of my knowledge and belief, true, accurate, and complete. I am aware that there are significant penalties for submitting false information, including the possibility of fine and imprisonment for knowing violations. "

Mr. John O. Schwaller, P.G.
Georgia Registration No. 1617


Signature/Stamp

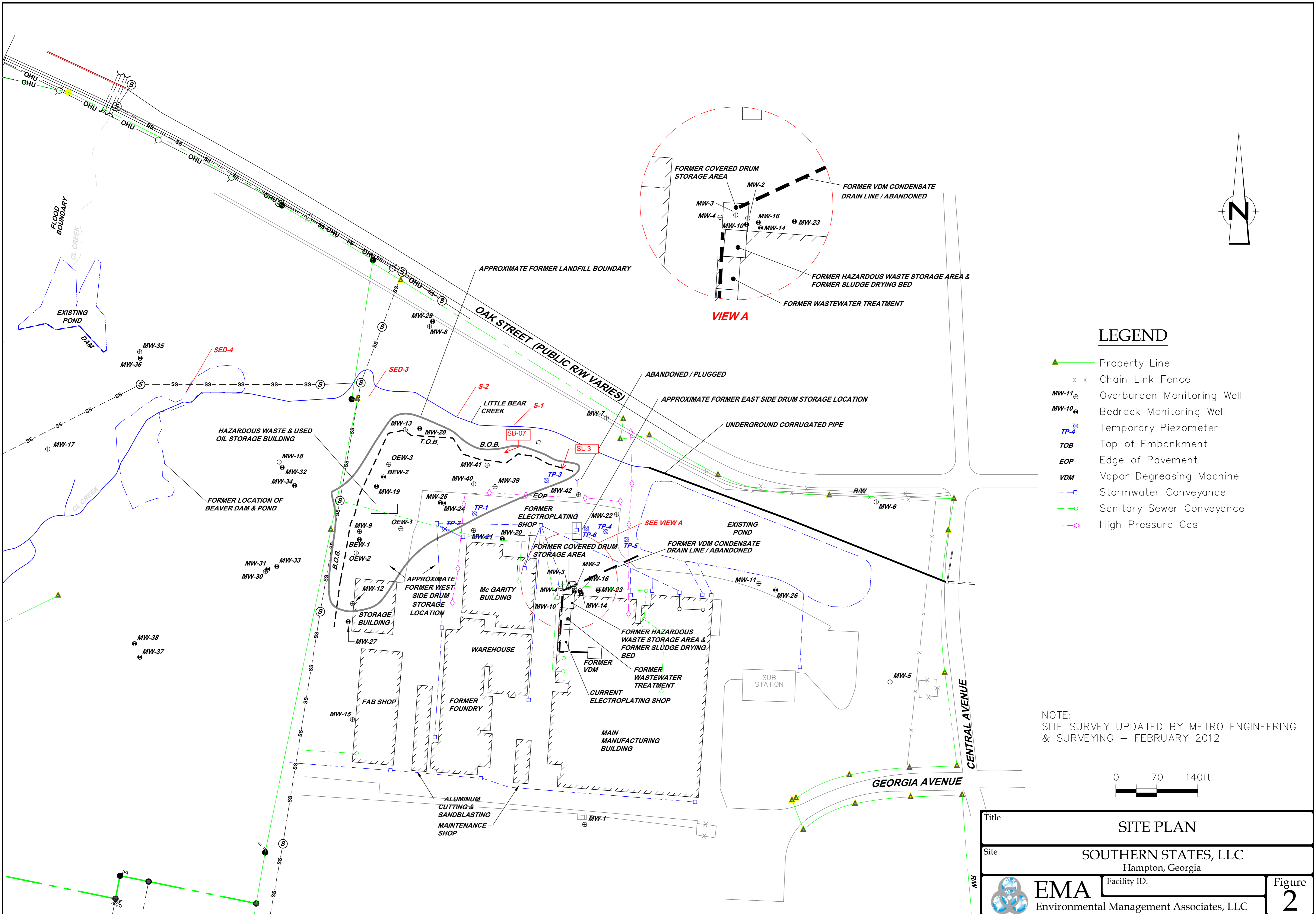


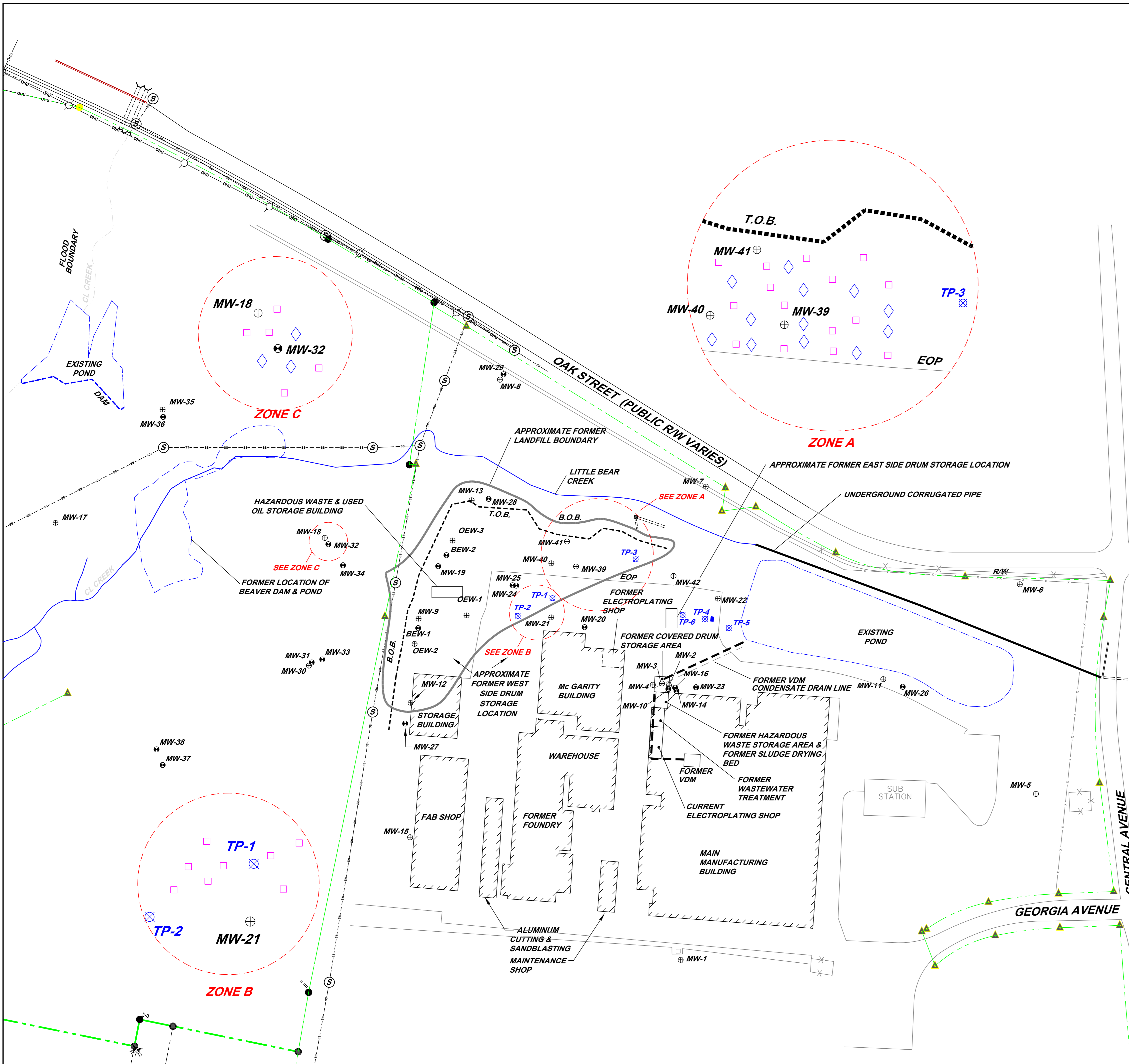
FIGURES



SOURCE: USGS QUADRANGLE;
HAMPTON, GEORGIA

figure 1
LOCATION MAP
SOUTHERN STATES SITE
Hampton, Georgia





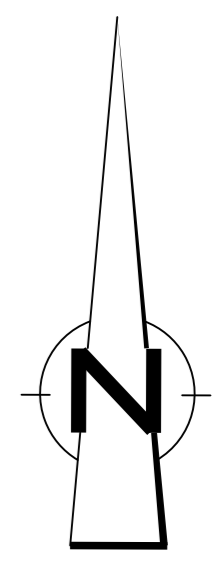
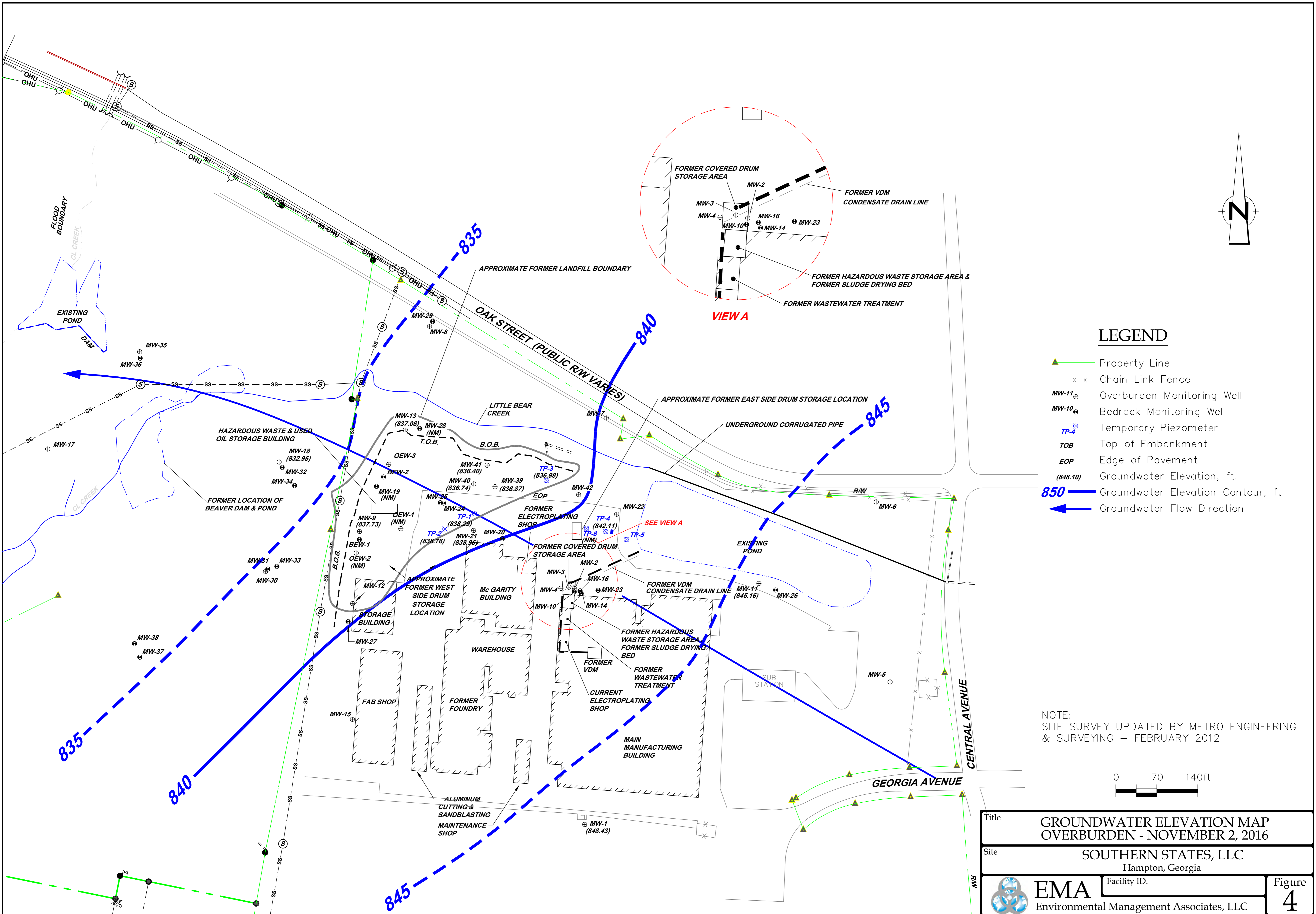
LEGEND

- Property Line
- Chain Link Fence
- MW-11 Overburden Monitoring Well
- MW-10 Bedrock Monitoring Well
- TP-4 Temporary Piezometer
- T.O.B. Top of Embankment
- E.O.P. Edge of Pavement
- (105) Total VOC's, ug/L
- Deep Injection Point
- Shallow Injections Point

NOTE:
 1.) SITE SURVEY UPDATED BY METRO ENGINEERING & SURVEYING – FEBRUARY 2012
 2.) NO INJECTION PERFORMED IN ZONE B&C



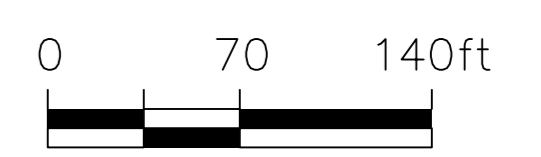
Title		TREATMENT ZONE LOCATION MAP	
Site		SOUTHERN STATES, LLC Hampton, Georgia	
	Facility ID.		
	Environmental Management Associates, LLC	Figure	3



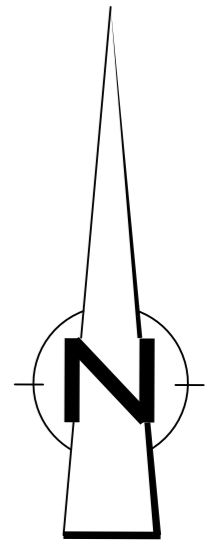
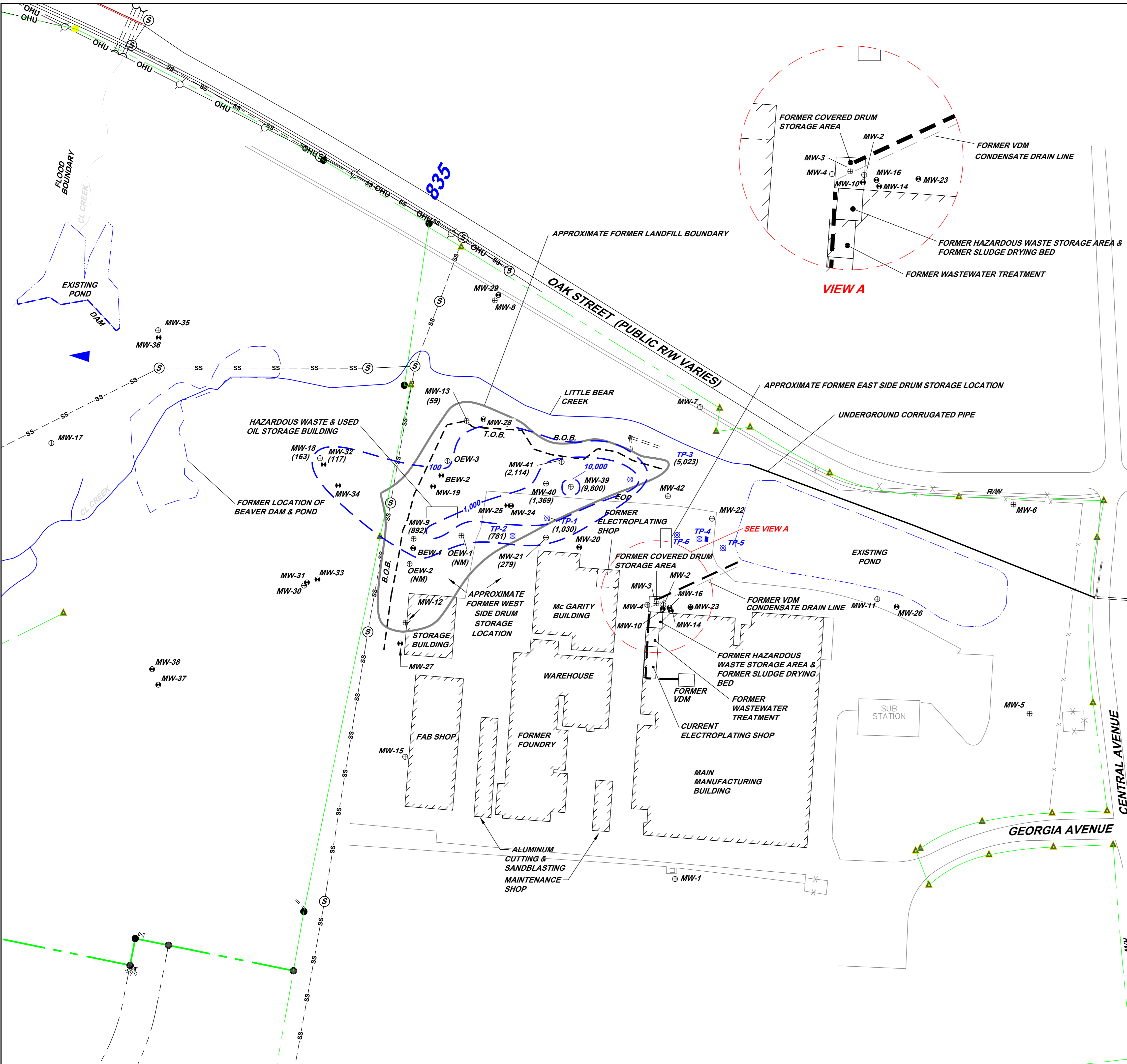
LEGEND

- Property Line
- Chain Link Fence
- MW-11 Overburden Monitoring Well
- MW-10 Bedrock Monitoring Well
- TP-4 Temporary Piezometer
- TOB Top of Embankment
- EOP Edge of Pavement
- (848.10) Groundwater Elevation, ft.
- 850 Groundwater Elevation Contour, ft.
- Groundwater Flow Direction

NOTE:
SITE SURVEY UPDATED BY METRO ENGINEERING
& SURVEYING - FEBRUARY 2012



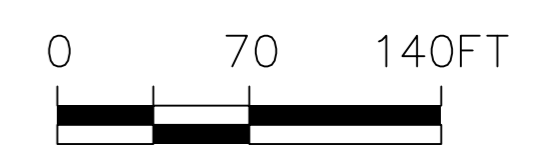
Title	GROUNDWATER ELEVATION MAP OVERBURDEN - NOVEMBER 2, 2016		
Site	SOUTHERN STATES, LLC Hampton, Georgia		
	EMA Environmental Management Associates, LLC	Facility ID.	Figure 4



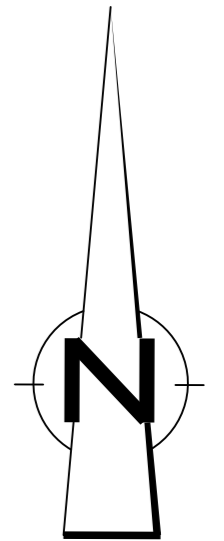
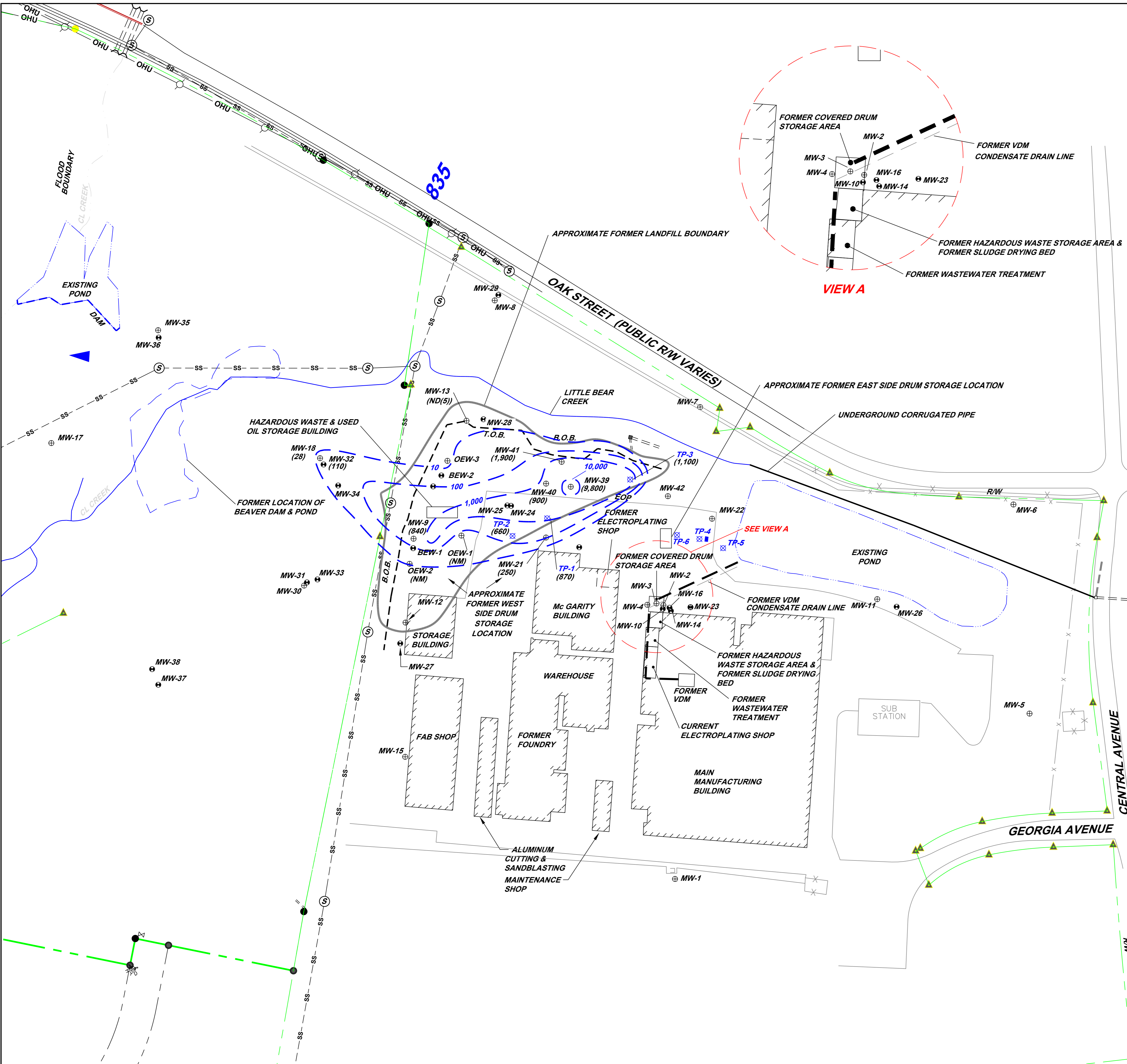
LEGEND

- Property Line
- Chain Link Fence
- MW-11 Overburden Monitoring Well
- MW-10 Bedrock Monitoring Well
- TP-1 Temporary Piezometer
- TOB Top of Embankment
- EOP Edge of Pavement
- (91) TOTAL VOC CONCENTRATION
- 100 TOTAL VOC CONCENTRATION CONTOUR

NOTE:
 1.) SITE SURVEY UPDATED BY METRO ENGINEERING & SURVEYING – FEBRUARY 2012
 2.) MW-32 IS BEDROCK WELL.



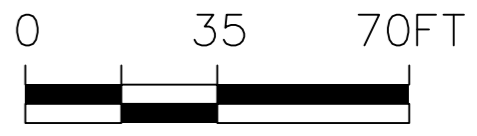
Title	POST INJECTION TOTAL VOC ISO-CONCENTRATION CONTOURS - NOV 2016
Site	SOUTHERN STATES, LLC Hampton, Georgia
EMA Environmental Management Associates, LLC	Facility ID.
Figure	5



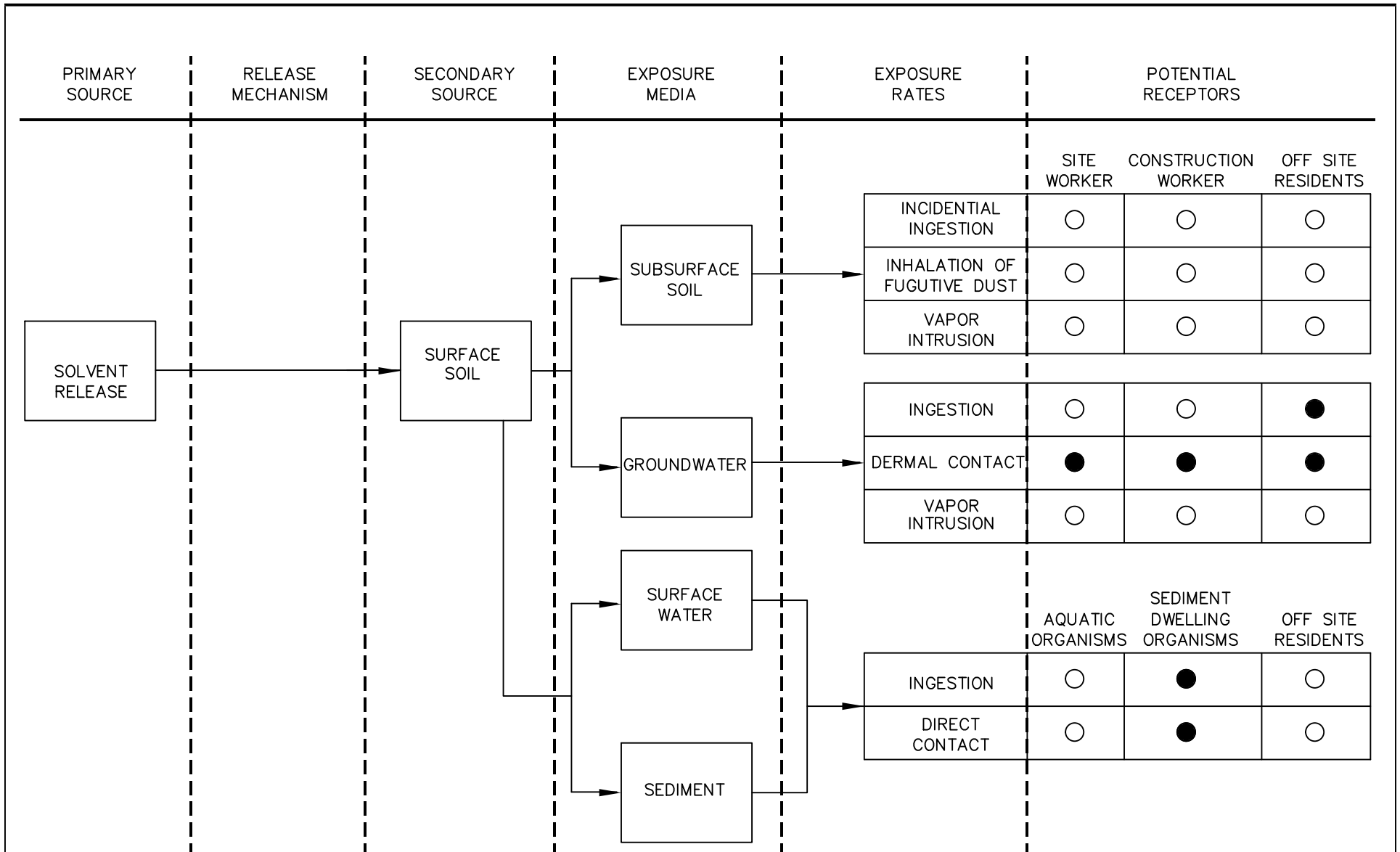
LEGEND

- Property Line
- Chain Link Fence
- MW-11 Overburden Monitoring Well
- MW-10 Bedrock Monitoring Well
- TP-4 Temporary Piezometer
- TOB Top of Embankment
- EOP Edge of Pavement
- (848.10) TCE ISO-CONCENTRATION
- 100 TCE ISO-CONCENTRATION CONTOUR

NOTE:
 1.) SITE SURVEY UPDATED BY METRO ENGINEERING & SURVEYING – FEBRUARY 2012
 2.) MW-32 IS BEDROCK WELL.




Title	POST INJECTION TCE ISO-CONCENTRATION CONTOURS - NOV 2016
Site	SOUTHERN STATES, LLC Hampton, Georgia
EMA Environmental Management Associates, LLC	Facility ID.
Figure	6



LEGEND:

- POTENTIALLY COMPLETE PATHWAY
- POTENTIALLY INCOMPLETE PATHWAY

Title	CONCEPTUAL SITE MODEL	
Site	SOUTHERN STATES, LLC Hampton, Georgia	
 EMA <i>Environmental Management Associates, LLC</i>	Facility ID.	
	Figure 7	

TABLES

TABLE 1

SUMMARY OF GROUNDWATER ELEVATIONS
 PERFORMANCE EVALUATION MONITORING WELLS
 POST-INJECTION PERFORMANCE MONITORING ROUND #5*
 SOUTHERN STATES, LLC.
 NOVEMBER 2, 2016

<i>Monitoring Well</i>	<i>Reference Elevation (ft.)</i> ⁽¹⁾	<i>Depth to Groundwater (ft.)</i> ⁽²⁾	<i>Groundwater Elevation (ft.)</i>
MW-9	856.50	18.77	837.73
MW-13	850.30	13.24	837.06
MW-18	838.03	5.08	832.95
MW-19 ⁽³⁾	850.81	NM	
MW-21	851.32	12.36	838.96
MW-28 ⁽³⁾	847.20	NM	
MW-32 ⁽³⁾	838.86	5.65	833.21
MW-39	848.47	11.60	836.87
MW-40	851.86	15.12	836.74
MW-41	851.38	14.98	836.40
OEW-1	855.66	NM	
OEW-2	856.90	NM	
TP-1	850.44	12.15	838.29
TP-2	851.36	12.6	838.76
TP-3	848.34	11.36	836.98
TP-4	848.96	NM	
TP-6	849.43	NM	

Notes:

* - This monitoring event is the fifth sampling event since the intital injection of June 2015

⁽¹⁾ North Atlantic Vertical Datum in feet

⁽²⁾ Feet below top of casing

⁽³⁾ Bedrock Well

NM - Monitoring wells were not evaluated during this sample round

MW-1 - 848.43

MW-11 - 845.16

TABLE 2
SUMMARY OF DETECTED COMPOUNDS - PERFORMANCE MONITORING WELLS
SOUTHERN STATES, LLC.
HAMPTON, GEORGIA

Location ID:																
Sample Name:																
Sample Date:																
	MW-9	MW-9	MW-9	MW-9	MW-9	MW-9	MW-9	MW-9	MW-13	MW-13	MW-13	MW-13	MW-13	MW-13	MW-13	
	7/1/14	6/18/15	9/3/15	12/16/15	3/31/16	7/7/16	11/2/16	7/2/14	6/18/15	9/3/15	12/16/15	3/31/16	7/7/16	11/2/16		
	Historic	Baseline	Post-Injection #1	Pre-injection #2	Post-injection #2	Post-injection	Post-injection	Historic	Baseline	Post-Injection #1	Pre-injection #2	Post-injection #2	Post-injection	Post-injection		
Parameters	Units	Type 4 RRS														
Volatile Organic Compounds																
1,1,1-Trichloroethane	ug/L	13600	5.0 U	5.0 U	NS	5.0 U	5.0 U	5.0 U	5.0 U	5.0 U	5.0 U	NS	NS	5.0 U	5.0 U	5.0 U
1,1,2-Trichloroethane	ug/L	5	5.0 U	5.0 U	NS	5.0 U	5.0 U	5.0 U	5.0 U	5.0 U	5.0 U	NS	NS	5.0 U	5.0 U	5.0 U
1,1-Dichloroethane	ug/L	4000	8.5	7.2	NS	6.4	5.5	5.6	7.4	11	8.1	NS	NS	7.6	5.6	5.0 U
1,1-Dichloroethene	ug/L	524	6.3	7.2	NS	6.4	5.7	5.0 U	7.1	36	24	NS	NS	21	13	7.5
1,4-Dioxane	ug/L	-	-	150 U	NS	150 U	150 U	150 U	150 U	150 U	150 U	NS	NS	150 U	150 U	150 U
Acetone	ug/L	45620	50 U	50 U	NS	50 U	50 U	50 U	50 U	50 U	50 U	NS	NS	50 U	50 U	50 U
Carbon tetrachloride	ug/L	10.2	5.0 U	5.0 U	NS	5.0 U	5.0 U	5.0 U	5.0 U	5.0 U	5.0 U	NS	NS	5.0 U	5.0 U	5.0 U
Chloroethane	ug/L	29200	10 U	10 U	NS	10 U	10 U	10 U	10 U	10 U	10 U	NS	NS	10 U	10 U	10 U
Chloroform (Trichloromethane)	ug/L	80	5.0 U	5.0 U	NS	5.0 U	5.0 U	5.0 U	5.0 U	5.0 U	5.0 U	NS	NS	5.0 U	5.0 U	5.0 U
cis-1,2-Dichloroethene	ug/L	204	38	35	NS	29	24	30	37	170	84	NS	NS	62	66	46
Methyl tert butyl ether (MTBE)	ug/L	263	5.0 U	5.0 U	NS	5.0 U	5.0 U	5.0 U	5.0 U	5.0 U	5.0 U	NS	NS	5.0 U	5.0 U	5.0 U
Toluene	ug/L	5241	5.0 U	5.0 U	NS	5.0 U	5.0 U	5.0 U	5.0 U	5.0 U	5.0 U	NS	NS	5.0 U	5.0 U	5.0 U
trans-1,2-Dichloroethene	ug/L	2044	5.0 U	5.0 U	NS	5.0 U	5.0 U	5.0 U	5.0 U	5.0 U	5.0 U	NS	NS	5.0 U	5.0 U	5.0 U
Trichloroethene	ug/L	5.24	690	740	NS	810	720	810	840	40	23	NS	NS	61	24	5.0 U
Vinyl chloride	ug/L	3.27	2.0 U	2.0 U	NS	2.0 U	2.0 U	2.0 U	2.0 U	2.0 U	4	NS	NS	4	3.7	5.5
Tetrachloroethane	ug/L	98	5.0 U	5.0 U	NS	5.0 U	5.0 U	5.0 U	5.0 U	5.0 U	5.0 U	NS	NS	5.0 U	5.0 U	5.0 U
					NS							NS	NS			
Total chlorinated VOCs	ug/L	NC	743	789	NS	852	755	846	892	262	143	NS	NS	156	112	59
Metals																
Arsenic	mg/L	0.01	2/1/12							3/30/12*						0.05 U
Barium	mg/L	2	NS					0.05 U		NS						0.196
Cadmium	mg/L	0.005	0.005 U					0.005 U		0.005 U						0.005 U
Chromium	mg/L	0.1	0.01 U					0.01 U		0.01 U						0.01 U
Hexavalent chromium	mg/L	NC	NS					0.01 U		NS						0.01 U
Copper	mg/L	1.3	0.01 U					NS		0.102						NS
Lead	mg/L	0.015	0.01 U					0.01 U		0.0667*						0.0349**
Mercury	mg/L	0.002	0.0002 U					0.0002 U		NS						0.0002 U
Nickel	mg/L	0.1	0.0325					NS		0.002 U						NS
Selenium	mg/L	0.05	0.02 U					NS		0.02 U						NS
Silver	mg/L	0.1	0.01 U					0.01 U		0.01 U						0.01 U
Zinc	mg/L	2	0.02 U					NS		0.631						NS

Notes:

ug/L - micrograms per liter

mg/L - milligrams per liter

NC - No established criteria (remediation goal)

5.0 U - not detected at associated method reporting limit

100 UJ - estimated result reported below associated reporting limit

"-" Not analyzed

ND - not detected

230 - Above the Type 4 RRS

NS - Not sampled

* - Turbidity of <10 could not be achieved March 30, 2012 Turbidity + 370. Dissolved lead is 0.01 mg/L

** - Turbidity of <10 could not be achieved July 7, 2016 Turbidity + 140. Dissolved lead is 0.01 mg/L

** - Turbidity of <10 could not be achieved November 2, 2016 Turbidity + 93. Dissolved lead is 0.01 mg/L

TABLE 2
SUMMARY OF DETECTED COMPOUNDS - PERFORMANCE MONITORING WELLS
SOUTHERN STATES, LLC.
HAMPTON, GEORGIA

Location ID:	MW-18																MW-19		MW-21		MW-21		MW-21		MW-21		MW-21			
Sample Name:	MW-18																MW-19		MW-21		MW-21		MW-21		MW-21		MW-21			
Sample Date:	7/2/14																6/18/15		7/1/14		6/18/15		9/3/15		12/16/15		3/31/16		7/7/16	
Parameters	Units	Type 4 RRS	Historic	Baseline	Post-Injection #1	Pre-injection #2	Post-injection #2	Post-injection	Post-injection	Historic	Baseline	Historic	Baseline	Post-Injection #1	Pre-injection #2	Post-injection #2	Post-injection	Post-injection	Historic	Baseline	Historic	Baseline	Post-Injection #1	Pre-injection #2	Post-injection #2	Post-injection	Post-injection			
Volatile Organic Compounds																														
1,1,1-Trichloroethane	ug/L	13600	5.0 U	5.0 U	5.0 U	NS	5.0 U	5.0 U	5.0 U	5.0 U	5.0 U	5.0 U	5.0 U	NS	5.0 U	5.0 U	5.0 U	5.0 U	5.0 U	5.0 U	5.0 U	5.0 U	NS	5.0 U	5.0 U	5.0 U	5.0 U	5.0 U	5.0 U	
1,1,2-Trichloroethane	ug/L	5	5.0 U	5.0 U	5.0 U	NS	5.0 U	5.0 U	5.0 U	5.0 U	5.0 U	5.0 U	5.0 U	NS	5.0 U	5.0 U	5.0 U	5.0 U	5.0 U	5.0 U	5.0 U	5.0 U	NS	5.0 U	5.0 U	5.0 U	5.0 U	5.0 U	5.0 U	
1,1-Dichloroethane	ug/L	4000	5.0 U	5.0 U	5.0 U	NS	5.0 U	5.0 U	5.0 U	5.0 U	5.0 U	5.0 U	5.0 U	NS	5.0 U	5.0 U	5.0 U	5.0 U	5.0 U	5.0 U	5.0 U	5.0 U	NS	5.0 U	5.0 U	5.0 U	5.0 U	5.0 U	5.0 U	
1,1-Dichloroethene	ug/L	524	5.0 U	5.0 U	5.0 U	NS	5.0 U	5.0 U	5.0 U	5.0 U	5.0 U	5.0 U	5.0 U	NS	5.0 U	5.0 U	5.0 U	5.0 U	5.0 U	5.0 U	5.0 U	5.0 U	NS	5.0 U	5.0 U	5.0 U	5.0 U	5.0 U	5.0 U	
1,4-Dioxane	ug/L	-	5.0 U	150 U	150 U	NS	150 U	150 U	150 U	5.0 U	150 U	5.0 U	150 U	NS	150 U	150 U	150 U	150 U	5.0 U	150 U	5.0 U	150 U	NS	150 U	150 U	150 U	150 U	150 U	150 U	
Acetone	ug/L	45620	5.0 U	5.0 U	5.0 U	NS	5.0 U	5.0 U	5.0 U	5.0 U	5.0 U	5.0 U	5.0 U	NS	5.0 U	5.0 U	5.0 U	5.0 U	5.0 U	5.0 U	5.0 U	5.0 U	NS	5.0 U	5.0 U	5.0 U	5.0 U	5.0 U	5.0 U	
Carbon tetrachloride	ug/L	10.2	5.0 U	5.0 U	5.0 U	NS	5.0 U	5.0 U	5.0 U	5.0 U	5.0 U	5.0 U	5.0 U	NS	5.0 U	5.0 U	5.0 U	5.0 U	5.0 U	5.0 U	5.0 U	5.0 U	NS	5.0 U	5.0 U	5.0 U	5.0 U	5.0 U	5.0 U	
Chloroethane	ug/L	29200	10 U	10 U	10 U	NS	10 U	10 U	10 U	10 U	10 U	10 U	10 U	NS	10 U	10 U	10 U	10 U	10 U	10 U	10 U	10 U	NS	10 U	10 U	10 U	10 U	10 U	10 U	
Chloroform (Trichloromethane)	ug/L	80	5.0 U	5.0 U	5.0 U	NS	5.0 U	5.0 U	5.0 U	5.0 U	5.0 U	5.0 U	5.0 U	NS	5.0 U	5.0 U	5.0 U	5.0 U	5.0 U	5.0 U	5.0 U	5.0 U	NS	5.0 U	5.0 U	5.0 U	5.0 U	5.0 U	5.0 U	
cis-1,2-Dichloroethene	ug/L	204	120	72	77	NS	5.7	54	130	5.0 U	5.0 U	5.0 U	5.0 U	NS	6.7	5.0 U	5.0 U	5.0 U	5.0 U	5.0 U	5.0 U	5.0 U	NS	6.7	5.0 U	5.0 U	5.0 U	5.0 U	7.2	
Methyl tert butyl ether (MTBE)	ug/L	263	5.0 U	5.0 U	5.0 U	NS	5.0 U	5.0 U	5.0 U	5.0 U	5.0 U	5.0 U	5.0 U	NS	5.0 U	5.0 U	5.0 U	5.0 U	5.0 U	5.0 U	5.0 U	5.0 U	NS	5.0 U	5.0 U	5.0 U	5.0 U	5.0 U	5.0 U	
Toluene	ug/L	5241	5.0 U	5.0 U	5.0 U	NS	5.0 U	5.0 U	5.0 U	5.0 U	5.0 U	5.0 U	5.0 U	NS	5.0 U	5.0 U	5.0 U	5.0 U	5.0 U	5.0 U	5.0 U	5.0 U	NS	5.0 U	5.0 U	5.0 U	5.0 U	5.0 U	5.0 U	
trans-1,2-Dichloroethene	ug/L	2044	5.0 U	5.0 U	5.0 U	NS	5.0 U	5.0 U	5.0 U	5.0 U	5.0 U	5.0 U	5.0 U	NS	5.0 U	5.0 U	5.0 U	5.0 U	5.0 U	5.0 U	5.0 U	5.0 U	NS	5.0 U	5.0 U	5.0 U	5.0 U	5.0 U	5.0 U	
Trichloroethene	ug/L	5.24	26	22	14	NS	5.0 U	21	28	14	14	340	210	NS	160	210	100	250	5.0 U	5.0 U	5.0 U	5.0 U	NS	5.0 U	5.0 U	5.0 U	5.0 U	5.0 U	5.0 U	
Vinyl chloride	ug/L	3.27	20	12	14	NS	5.0 U	7	5.3	2.0 U	2.0 U	2.0 U	2.0 U	NS	2.0 U	2.0 U	2.0 U	2.0 U	2.0 U	2.0 U	2.0 U	NS	2.0 U	2.0 U	2.0 U	2.0 U	2.0 U	2.0 U		
Tetrachloroethane	ug/L	98	5.0 U	5.0 U	5.0 U	NS	5.0 U	5.0 U	5.0 U	5.0 U	5.0 U	5.0 U	5.0 U	NS	5.0 U	5.0 U	5.0 U	5.0 U	5.0 U	5.0 U	5.0 U	5.0 U	NS	5.0 U	5.0 U	5.0 U	5.0 U	5.0 U	5.0 U	
Total chlorinated VOCs	ug/L	NC	166	106	105	NS	5.7	82	163	14	14	379	228	NS	174	232	105	279	NS	NS	NS	NS	NS	NS	NS	NS	NS	NS	NS	
Metals																														
Arsenic	mg/L	0.01						0.05 U																					0.05 U	
Barium	mg/L	2						0.0299																					0.199	
Cadmium	mg/L	0.005						0.005 U																					0.005 U	
Chromium	mg/L	0.1						0.01 U																					0.01 U	
Hexavalent chromium	mg/L	NC						0.01 U																					0.01 U	
Copper	mg/L	1.3						NS																					NS	
Lead	mg/L	0.015						0.01 U																					0.01 U	
Mercury	mg/L	0.002						0.0002 U																					0.0002 U	
Nickel	mg/L	0.1						NS																					NS	
Selenium	mg/L	0.05						NS																					NS	
Silver	mg/L	0.1						0.01 U																					0.01 U	
Zinc	mg/L	2						NS																					NS	

Notes:
ug/L - micrograms per liter
mg/L - milligrams per liter
NC - No established criteria (remediation goal)
5.0 U - not detected at associated method reporting limit
100 UJ - estimated result reported below associated reporting limit
"--" Not analyzed
ND - not detected
230 - Above the Type 4 RRS
NS - Not sampled
* - Turbidity of <10 could not be achieved March 30, 2012 Turb
** - Turbidity of <10 could not be achieved July 7, 2016 Turb
** - Turbidity of <10 could not be achieved November 2, 201

TABLE 2
SUMMARY OF DETECTED COMPOUNDS - PERFORMANCE MONITORING WELLS
SOUTHERN STATES, LLC.
HAMPTON, GEORGIA

Location ID:	MW-28	MW-28	MW-32	MW-32	MW-32	MW-32	MW-32	MW-32	MW-39	MW-39	MW-39	MW-39	MW-39	MW-39	MW-39	
Sample Name:	MW-28	MW-28	MW-32	MW-32	MW-32	MW-32	MW-32	MW-32	MW-39	MW-39	MW-39	MW-39	MW-39	MW-39	MW-39	
Sample Date:	7/1/14	6/18/15	7/2/14	6/18/15	9/3/15	7/7/16	11/2/16		7/2/14	6/18/15	9/3/15	12/16/15	3/31/16	7/7/16	11/2/16	
	Historic	Baseline	Historic	Baseline	Post-Injection #1	Post-Injection	Post-Injection		Historic	Baseline	Post-Injection #1	Pre-injection #2	Post-injection #2	Post-injection	Post-injection	
Parameters	Units	Type 4 RRS														
Volatile Organic Compounds																
1,1,1-Trichloroethane	ug/L	13600	5.0 U	5.0 U	5.0 U	5.0 U	5.0 U	5.0 U	25000 U	2500 U	25000 U	5000 U	500 U	500 U	500 U	
1,1,2-Trichloroethane	ug/L	5	5.0 U	5.0 U	5.0 U	5.0 U	5.0 U	5.0 U	25000 U	2500 U	25000 U	5000 U	500 U	500 U	500 U	
1,1-Dichloroethane	ug/L	4000	5.0 U	5.0 U	5.0 U	5.0 U	5.0 U	5.0 U	25000 U	2500 U	25000 U	5000 U	500 U	500 U	500 U	
1,1-Dichloroethene	ug/L	524	5.0 U	5.0 U	5.8	5.0 U	5.0 U	5.0 U	25000 U	4900	25000 U	5000 U	500 U	500 U	500 U	
1,4-Dioxane	ug/L	-		150 U		150 U	150 U	150 U		75000 U	75000 U	150000 U	15000 U	15000 U	15000 U	
Acetone	ug/L	45620	50 U	50 U	50 U	50 U	50 U	50 U	50000 U	25000 U	50000 U	50000 U	5000 U	5000 U	5000 U	
Carbon tetrachloride	ug/L	10.2	5.0 U	5.0 U	5.0 U	5.0 U	5.0 U	5.0 U	25000 U	2500 U	25000 U	5000 U	500 U	500 U	500 U	
Chloroethane	ug/L	29200	10 U	10 U	10 U	10 U	10 U	10 U	25000 U	2500 U	25000 U	10000 U	1000 U	1000 U	1000 U	
Chloroform (Trichloromethane)	ug/L	80	5.0 U	5.0 U	5.0 U	5.0 U	5.0 U	5.0 U	25000 U	2500 U	25000 U	5000 U	500 U	500 U	500 U	
cis-1,2-Dichloroethene	ug/L	204	5.0 U	5.0 U	10	7.4	7.9	6.4	25000 U	2500 U	25000 U	5000 U	500 U	500 U	500 U	
Methyl tert butyl ether (MTBE)	ug/L	263	5.0 U	5.0 U	5.0 U	5.0 U	5.0 U	5.0 U	25000 U	2500 U	25000 U	5000 U	500 U	500 U	500 U	
Toluene	ug/L	5241	5.0 U	5.0 U	5.0 U	5.0 U	5.0 U	5.0 U	25000 U	2500 U	25000 U	5000 U	500 U	500 U	500 U	
trans-1,2-Dichloroethene	ug/L	2044	5.0 U	5.0 U	5.0 U	5.0 U	5.0 U	5.0 U	25000 U	2500 U	25000 U	5000 U	500 U	500 U	500 U	
Trichloroethene	ug/L	5.24	16	15	110	110	120	85	110	200,000	210,000	100,000	110,000	19,000	8600	
Vinyl chloride	ug/L	3.27	2.0 U	2.0 U	2.0 U	2.0 U	2.0 U	2.0 U	10000 U	1000 U	10000 U	5000 U	500 U	500 U	500 U	
Tetrachloroethane	ug/L	98	5.0 U	5.0 U	5.0 U	5.0 U	5.0 U	5.0 U	25000 U	2500 U	25000 U	5000 U	500 U	500 U	500 U	
Total chlorinated VOCs	ug/L	NC	16	15	126	118	128	91	117	200,000	214,900	100,000	110,000	19,000	8600	
Metals																
Arsenic	mg/L	0.01								NS					0.05 U	
Barium	mg/L	2								NS					0.0713	
Cadmium	mg/L	0.005								0.005 U					0.005 U	
Chromium	mg/L	0.1								0.01 U					0.01 U	
Hexavalent chromium	mg/L	NC								NS					0.01 U	
Copper	mg/L	1.3								0.01 U					NS	
Lead	mg/L	0.015								0.01 U					0.01 U	
Mercury	mg/L	0.002								0.0002 U					0.0002 U	
Nickel	mg/L	0.1								0.02 U					NS	
Selenium	mg/L	0.05								0.02 U					NS	
Silver	mg/L	0.1								0.01 U					0.01 U	
Zinc	mg/L	2								0.02 U					NS	

Notes:

ug/L - micrograms per liter

mg/L - milligrams per liter

NC - No established criteria (remediation goal)

5.0 U - not detected at associated method reporting limit

100 UJ - estimated result reported below associated reporting limit

"--" - Not analyzed

ND - not detected

230 - Above the Type 4 RRS

NS - Not sampled

* - Turbidity of <10 could not be achieved March 30, 2012 Tr

** - Turbidity of <10 could not be achieved July 7, 2016 Turb

** - Turbidity of <10 could not be achieved November 2, 201

TABLE 2
SUMMARY OF DETECTED COMPOUNDS - PERFORMANCE MONITORING WELLS
SOUTHERN STATES, LLC.
HAMPTON, GEORGIA

Location ID:	MW-40	MW-40	MW-40	MW-40	MW-40	MW-40	MW-40	MW-40	MW-41	MW-41	MW-41	MW-41	MW-41	MW-41	MW-41	MW-41
Sample Name:	MW-40	MW-40	MW-40	MW-40	MW-40	MW-40	MW-40	MW-40	MW-41	MW-41	MW-41	MW-41	MW-41	MW-41	MW-41	MW-41
Sample Date:	7/1/14	6/18/15	9/3/15	12/16/15	3/31/16	7/7/16	11/2/16		7/1/14	6/18/15	9/3/15	12/16/15	3/31/16	7/7/16	11/2/16	
	Historic	Baseline	Post-Injection #1	Pre-injection #2	Post-injection #2	Post-injection	Post-injection		Historic	Baseline	Post-Injection #1	Pre-injection #2	Post-injection #2	Post-injection	Post-injection	
Parameters	Units	Type 4 RRS														
Volatile Organic Compounds																
1,1,1-Trichloroethane	ug/L	13600	5.0 U	5.0 U	250 U	5.0 U	5.0 U	5.0 U	5.0 U	250 U	250 U	NS	5.0 U	5.0 U	5.0 U	5.0 U
1,1,2-Trichloroethane	ug/L	5	16	23	250 U	6.1	14	7.1	8.4	5.0 U	250 U	250 U	NS	5.0 U	5.0 U	5.0 U
1,1-Dichloroethane	ug/L	4000	36	44	250 U	28	14	12	15	23	250 U	250 U	NS	16	9.7	13
1,1-Dichloroethene	ug/L	524	42	61	250 U	38	61	5.0 U	5.1	24	250 U	250 U	NS	24	10	17
1,4-Dioxane	ug/L	-	150 U	150 U	7500 U	150 U	150 U	150 U	150 U	7500 U	7500 U	NS	150 U	150 U	150 U	150 U
Acetone	ug/L	45620	50 U	50 U	2500 U	50 U	50 U	50 U	50 U	50 U	2500 U	2500 U	NS	50 U	50 U	50 U
Carbon tetrachloride	ug/L	10.2	5.0 U	5.0 U	250 U	5.0 U	5.0 U	5.0 U	5.0 U	5.0 U	250 U	250 U	NS	5.0 U	5.0 U	5.0 U
Chloroethane	ug/L	29200	10 U	10 U	500 U	10 U	10 U	10 U	10 U	10 U	500 U	500 U	NS	10 U	10 U	10 U
Chloroform (Trichloromethane)	ug/L	80	5.0 U	5.0 U	250 U	5.0 U	5.3	5.0 U	5.0 U	5.0 U	250 U	250 U	NS	5.0 U	5.0 U	5.0 U
cis-1,2-Dichloroethene	ug/L	204	1500	1700	1600	720	250	230	330	880	670	690	NS	200	170	180
Methyl tert butyl ether (MTBE)	ug/L	263	5.0 U	5.0 U	250 U	5.0 U	5.0 U	5.0 U	5.0 U	5.0 U	250 U	5.0 U	NS	5.0 U	5.0 U	5.0 U
Toluene	ug/L	5241	5.0 U	5.0 U	250 U	5.0 U	5.0 U	5.0 U	5.0 U	5.0 U	250 U	5.0 U	NS	5.0 U	5.0 U	5.0 U
trans-1,2-Dichloroethene	ug/L	2044	5.0 U	5.0 U	250 U	6.9	5.0 U	5.0 U	5.0 U	5.0 U	250 U	5.0 U	NS	5.0 U	5.0 U	5.0 U
Trichloroethene	ug/L	5.24	2100	3500	3200	5200	1500	950	900	2800	3500	4400	NS	2800	1800	1900
Vinyl chloride	ug/L	3.27	100	110	140	8.8	120	66	110	6.8	100 U	100 U	NS	4.2	3.8	4.4
Tetrachloroethane	ug/L	98	5.0 U	5.0 U	250 U	14	5.0 U	5.0 U	5.0 U	7.3	250 U	250 U	NS	6.3	5.0 U	5.0 U
Total chlorinated VOCs	ug/L	NC	3794	5438	4940	6001	1964	1265	1369	3741	4170	5090	NS	3051	1994	2114
Metals																
Arsenic	mg/L	0.01						0.05 U								0.05 U
Barium	mg/L	2						0.0544								0.0234
Cadmium	mg/L	0.005						0.005 U								0.005 U
Chromium	mg/L	0.1						0.01 U								0.0355
Hexavalent chromium	mg/L	NC						0.01 U								0.0218
Copper	mg/L	1.3						NS								NS
Lead	mg/L	0.015						0.01 U								0.01 U
Mercury	mg/L	0.002						0.0002 U								0.0002 U
Nickel	mg/L	0.1						NS								NS
Selenium	mg/L	0.05						NS								NS
Silver	mg/L	0.1						0.01 U								0.01 U
Zinc	mg/L	2						NS								NS

Notes:
ug/L - micrograms per liter
mg/L - milligrams per liter
NC - No established criteria (remediation goal)
5.0 U - not detected at associated method reporting limit
100 UJ - estimated result reported below associated reporting limit
"--" Not analyzed
ND - not detected
230 - Above the Type 4 RRS
NS - Not sampled
* - Turbidity of <10 could not be achieved March 30, 2012 Turb
** - Turbidity of <10 could not be achieved July 7, 2016 Turb
** - Turbidity of <10 could not be achieved November 2, 201

TABLE 2
SUMMARY OF DETECTED COMPOUNDS - PERFORMANCE MONITORING WELLS
SOUTHERN STATES, LLC.
HAMPTON, GEORGIA

Location ID:			OEW-1	OEW-1	OEW-1	OEW-1	OEW-2	OEW-2	OEW-2	TP-1	TP-1	TP-1	TP-1	TP-1	TP-1	TP-1
Sample Name:			OEW-1	OEW-1	OEW-1	OEW-1	OEW-2	OEW-2	OEW-2	TP-1	TP-1	TP-1	TP-1	TP-1	TP-1	TP-1
Sample Date:			7/2/14	6/18/15	9/3/15	7/7/16	7/1/14	6/18/15	9/3/15	7/1/14	6/18/15	9/3/15	12/16/15	3/31/16	7/7/16	11/2/16
			Historic	Baseline	Post-Injection #1	Post-Injection	Historic	Baseline	Post-Injection #1	Historic	Baseline	Post-Injection #1	Pre-injection #2	Post-injection #2	Post-injection	Post-injection
Parameters	Units	Type 4 RRS														
Volatile Organic Compounds																
1,1,1-Trichloroethane	ug/L	13600	5.0 U	5.0 U	NS	5.0 U	5.0 U	5.0 U	NS	5.0 U	250 U	5.0 U	5.0 U	5.0 U	5.0 U	5.0 U
1,1,2-Trichloroethane	ug/L	5	5.0 U	5.0 U	NS	5.0 U	5.0 U	5.0 U	NS	19	250 U	18	12	5.5	5.2	5.6
1,1-Dichloroethane	ug/L	4000	5.0 U	5.0 U	NS	5.0 U	5.2	5.5	NS	7.5	250 U	7.8	6	5.3	5.0 U	5.0 U
1,1-Dichloroethene	ug/L	524	5.0 U	5.0 U	NS	5.0 U	5.0 U	5.0 U	NS	5.0 U	250 U	6.1	6.1	5.0 U	5.0 U	5.0 U
1,4-Dioxane	ug/L	-	-	150 U	NS	150 U	-	150 U	NS	-	7500 U	150 U	150 U	150 U	150 U	150 U
Acetone	ug/L	45620	5.0 U	5.0 U	NS	5.0 U	5.0 U	5.0 U	NS	5.0 U	250 U	5.0 U	5.0 U	5.0 U	5.0 U	5.0 U
Carbon tetrachloride	ug/L	10.2	5.0 U	5.0 U	NS	5.0 U	5.0 U	5.0 U	NS	5.0 U	250 U	5.0 U	5.0 U	5.0 U	5.0 U	5.0 U
Chloroethane	ug/L	29200	10 U	10 U	NS	10 U	10 U	10 U	NS	10 U	250 U	10 U	10 U	10 U	10 U	10 U
Chloroform (Trichloromethane)	ug/L	80	5.0 U	5.0 U	NS	5.0 U	5.0 U	5.0 U	NS	26	250 U	24	17	15	9.2	6
cis-1,2-Dichloroethene	ug/L	204	110	120	NS	84	200	220	NS	110	250 U	110	87	69	55	140
Methyl tert butyl ether (MTBE)	ug/L	263	5.0 U	5.0 U	NS	5.0 U	5.0 U	5.0 U	NS	5.0 U	250 U	5.0 U	5.0 U	5.0 U	5.0 U	5.0 U
Toluene	ug/L	5241	5.0 U	5.0 U	NS	5.0 U	5.0 U	5.0 U	NS	5.0 U	250 U	5.0 U	5.0 U	5.0 U	5.0 U	5.0 U
trans-1,2-Dichloroethene	ug/L	2044	5.0 U	5.0 U	NS	5.0 U	5.0 U	5.0 U	NS	5.0 U	250 U	5.0 U	5.0 U	5.0 U	5.0 U	5.0 U
Trichloroethene	ug/L	5.24	6.3	7.3	NS	5.1	300	220	NS	2400	2300	2300	1800	1000	1100	870
Vinyl chloride	ug/L	3.27	28	31	NS	20	15	17	NS	3.8	250 U	3.3	2.0 U	2.0 U	2.0 U	8.8
Tetrachloroethane	ug/L	98	5.0 U	5.0 U	NS	5.0 U	5.0 U	5.0 U	NS	5.0 U	250 U	5.0 U	5.0 U	5.0 U	5.0 U	5.0 U
Total chlorinated VOCs	ug/L	NC	152	158	NS	109	520	457	NS	2566	2300	2469	1928	1095	1169	1030
Metals																
Arsenic	mg/L	0.01														0.05 U
Barium	mg/L	2														0.162
Cadmium	mg/L	0.005														0.005 U
Chromium	mg/L	0.1														0.0142
Hexavalent chromium	mg/L	NC				0.01 U										0.01 U
Copper	mg/L	1.3														NS
Lead	mg/L	0.015														0.01 U
Mercury	mg/L	0.002														0.0002 U
Nickel	mg/L	0.1														NS
Selenium	mg/L	0.05														NS
Silver	mg/L	0.1														0.01 U
Zinc	mg/L	2														NS

Notes:

- ug/L - micrograms per liter
- mg/L - milligrams per liter
- NC - No established criteria (remediation goal)
- 5.0 U - not detected at associated method reporting limit
- 100 UJ - estimated result reported below associated reporting limit
- "-" Not analyzed
- ND - not detected
- 230 - Above the Type 4 RRS
- NS - Not sampled
- * - Turbidity of <10 could not be achieved March 30, 2012 Turb
- ** - Turbidity of <10 could not be achieved July 7, 2016 Turb
- ** - Turbidity of <10 could not be achieved November 2, 201

TABLE 2
SUMMARY OF DETECTED COMPOUNDS - PERFORMANCE MONITORING WELLS
SOUTHERN STATES, LLC.
HAMPTON, GEORGIA

Location ID:	TP-2	TP-2	TP-2	TP-2	TP-2	TP-2	TP-2	TP-2	TP-3	TP-3	TP-3	TP-3	TP-3	TP-3	TP-3	TP-3
Sample Name:	TP-2	TP-2	TP-2	TP-2	TP-2	TP-2	TP-2	TP-2	TP-3	TP-3	TP-3	TP-3	TP-3	TP-3	TP-3	TP-3
Sample Date:	7/1/14	6/18/15	9/3/15	12/16/15	3/31/16	7/7/16	11/2/16		7/2/14	6/18/15	9/3/15	12/16/15	3/31/16	7/7/16	11/2/16	
	Historic	Baseline	Post-Injection #1	Pre-injection #2	Post-injection #2	Post-injection	Post-injection		Historic	Baseline	Post-Injection #1	Pre-injection #2	Post-injection #2	Post-injection	Post-injection	
Parameters	Units	Type 4 RRS														
Volatile Organic Compounds																
1,1,1-Trichloroethane	ug/L	13600	5.0 U	5.0 U	5.0 U	5.0 U	5.0 U	5.0 U	540	510	NS	830	760	720	840	
1,1,2-Trichloroethane	ug/L	5	5.0 U	5.0 U	5.0 U	5.0 U	5.0 U	5.0 U	5.0 U	5.0 U	NS	5.0 U	5.0 U	5.0 U	5.0 U	
1,1-Dichloroethane	ug/L	4000	16	16	13	12	11	10	470	660	NS	780	840	900	1200	
1,1-Dichloroethene	ug/L	524	79	68	47	40	32	32	1000	1300	NS	1300	1300	1200	1700	
1,4-Dioxane	ug/L	-		150U	150 U	150 U	150 U	150 U		150 U	NS	150 U	150 U	150 U	150 U	
Acetone	ug/L	45620	50 U	50 U	50 U	50 U	50 U	50 U	50 U	50 U	NS	50 U	50 U	50 U	50 U	
Carbon tetrachloride	ug/L	10.2	5.0 U	5.0 U	5.0 U	5.0 U	5.0 U	5.0 U	5.0 U	5.0 U	NS	5.0 U	5.0 U	5.0 U	5.0 U	
Chloroethane	ug/L	29200	10 U	10 U	10 U	10 U	10 U	10 U	11	11	NS	15	18	18	32	
Chloroform (Trichloromethane)	ug/L	80	5.0 U	5.0 U	5.0 U	5.0 U	5.0 U	5.0 U	5.0 U	5.0 U	NS	5.0 U	5.0 U	5.0 U	5.0 U	
cis-1,2-Dichloroethene	ug/L	204	43	46	48	41	37	39	55	63	NS	56	46	57	110	
Methyl tert butyl ether (MTBE)	ug/L	263	5.0 U	5.0 U	5.0 U	5.0 U	5.0 U	5.0 U	5.0 U	5.0 U	NS	5.0 U	5.0 U	5.0 U	5.0 U	
Toluene	ug/L	5241	5.0 U	5.0 U	5.0 U	5.0 U	5.0 U	5.0 U	5.0 U	5.0 U	NS	5.0 U	5.0 U	5.0 U	5.0 U	
trans-1,2-Dichloroethene	ug/L	2044	5.0 U	5.0 U	5.0 U	5.0 U	5.0 U	5.0 U	5.0 U	5.0 U	NS	5.0 U	5.0 U	5.0 U	5.0 U	
Trichloroethene	ug/L	5.24	900	720	500	500	530	590	660	590	760	NS	730	730	860	1100
Vinyl chloride	ug/L	3.27	6.3	5.7	9.8	4.8	5.0	3.2	5.0	13	13	NS	15	16	14	41
Tetrachloroethane	ug/L	98	5.0 U	5.0 U	5.0 U	5.0 U	5.0 U	5.0 U	5.0 U	5.0 U	NS	5.0 U	5.0 U	5.0 U	5.0 U	
Total chlorinated VOCs	ug/L	NC	1044	856	618	598	615	674	781	2679	3317	NS	3726	3710	3712	5023
Metals																
Arsenic	mg/L	0.01						0.05 U								0.05 U
Barium	mg/L	2						0.0834								0.116
Cadmium	mg/L	0.005						0.005 U								0.005 U
Chromium	mg/L	0.1						0.0142								0.0142
Hexavalent chromium	mg/L	NC						0.01 U								0.01 U
Copper	mg/L	1.3						NS								NS
Lead	mg/L	0.015						0.01 U								0.01 U
Mercury	mg/L	0.002						0.0002 U								0.0002 U
Nickel	mg/L	0.1						NS								NS
Selenium	mg/L	0.05						NS								NS
Silver	mg/L	0.1						0.01 U								0.01 U
Zinc	mg/L	2						NS								NS

Notes:
ug/L - micrograms per liter
mg/L - milligrams per liter
NC - No established criteria (remediation goal)
5.0 U - not detected at associated method reporting limit
100 UJ - estimated result reported below associated reporting limit
"--" Not analyzed
ND - not detected
230 - Above the Type 4 RRS
NS - Not sampled
* - Turbidity of <10 could not be achieved March 30, 2012 Turb
** - Turbidity of <10 could not be achieved July 7, 2016 Turb
** - Turbidity of <10 could not be achieved November 2, 201

TABLE 2
SUMMARY OF DETECTED COMPOUNDS - PERFORMANCE MONITORING WELLS
SOUTHERN STATES, LLC.
HAMPTON, GEORGIA

Location ID:			TP-4	TP-4	TP-6	TP-6
Sample Name:			TP-4	TP-4	TP-6	TP-6
Sample Date:			7/2/14	6/18/15	7/2/14	6/18/15
			Historic	Baseline	Historic	Baseline
Parameters	Units	Type 4 RRS				
Volatile Organic Compounds						
1,1,1-Trichloroethane	ug/L	13600	1900	2800	670	3400
1,1,2-Trichloroethane	ug/L	5	5 U	250 U	5.0 U	500 U
1,1-Dichloroethane	ug/L	4000	650	770	470	2100
1,1-Dichloroethene	ug/L	524	260	390	370	1200
1,4-Dioxane	ug/L	-	-	150 U	-	150 U
Acetone	ug/L	45620	50 U	2500 U	5.0 U	5000 U
Carbon tetrachloride	ug/L	10.2	5.0 U	250 U	5.0 U	500 U
Chloroethane	ug/L	29200	10 U	500 U	30	1000 U
Chloroform (Trichloromethane)	ug/L	80	30	250 U	5.0 U	500 U
cis-1,2-Dichloroethene	ug/L	204	5.0 U	250 U	5.0 U	500 U
Methyl tert butyl ether (MTBE)	ug/L	263	5.0 U	250 U	5.0 U	500 U
Toluene	ug/L	5241	5.0 U	250 U	5.0 U	500 U
trans-1,2-Dichloroethene	ug/L	2044	5.0 U	250 U	5.0 U	500 U
Trichloroethene	ug/L	5.24	5.0 U	250 U	5.0 U	500 U
Vinyl chloride	ug/L	3.27	3.5	100 U	8.1	200 U
Tetrachloroethane	ug/L	98	5.0 U	250 U	5.0 U	500 U
Total chlorinated VOCs	ug/L	NC	3113	3960	1548	6700
Metals						
Arsenic	mg/L	0.01				
Barium	mg/L	2				
Cadmium	mg/L	0.005				
Chromium	mg/L	0.1				
Hexavalent chromium	mg/L	NC				
Copper	mg/L	1.3				
Lead	mg/L	0.015				
Mercury	mg/L	0.002				
Nickel	mg/L	0.1				
Selenium	mg/L	0.05				
Silver	mg/L	0.1				
Zinc	mg/L	2				

Notes:
ug/L - micrograms per liter
mg/L - milligrams per liter
NC - No established criteria (remediation goal)
5.0 U - not detected at associated method reporting limit
100 UJ - estimated result reported below associated reporting limit
"-." - Not analyzed
ND - not detected
230 - Above the Type 4 RRS
NS - Not sampled
* - Turbidity of <10 could not be achieved March 30, 2012 T1
** - Turbidity of <10 could not be achieved July 7, 2016 Turb
** - Turbidity of <10 could not be achieved November 2, 201

APPENDIX A
GROUNDWATER PURGE FORMS
&
ANALYTICAL LABORATORY REPORTS

MONITORING WELL RECORD FOR LOW-FLOW PURGING

Project Data:

Project Name: Southern States LLC
 Ref. No.: _____

Date: 11/2/16
 Personnel: JS

Monitoring Well Data:

Well No.: MW-9
 Measurement Point: TOC
 Constructed Well Depth (ft): 35.00
 Measured Well Depth (ft): 35.00
 Depth of Sediment (ft): N/A

Screen Length (ft): _____
 Depth to Pump Intake (ft)⁽¹⁾: 30
 Well Diameter, D (in): 2
 Well Screen Volume, V_s (mL): _____
 Initial Depth to Water (ft): 18.77

Drawdown

Pumping Rate	Depth to Water	Drawdown
(mL/min)	(ft)	(ft)
		Precision Required ⁽²⁾

Time	Pumping Rate (mL/min)	Depth to Water (ft)	Drawdown (ft)	pH	Temperature °C	Conductivity (mS/cm)	ORP (mV)	DO (mg/L)	Turbidity (NTU)
				±0.1 DIV10	±3%	±0.005 or 0.01	±10 mV	±10%	±10%
0930		18.77		23.55	23.35	0.169	282	0.02	3.29
0930		18.53		5.10	23.33	0.164	250	0.02	2.10
0938		18.95		5.63	23.32	0.117	270	0.03	2.05
0946		18.90		5.15	23.30	0.115	268	0.03	2.02
0951		18.53		5.65	23.34	0.167	269	0.02	1.84
0955									
Sample ID: <u>MW-9</u>									
	VOCs								

Notes:

- (1) The pump intake was placed at the well mid-screen or 2 ft above any sediment accumulated at the well bottom.
 - (2) The drawdown from the initial water level should not exceed 0.33 ft. The pumping rate should not exceed 600 mL/min.
 - (3) For conductivity, the average value of three readings < 1 mS/cm ±0.005 mS/cm or where conductivity > 1 mS/cm ±0.01 mS/cm.
- Purging will continue until stabilization is achieved or until 20 well screen volumes have been purged (unless purge water remains visually turbid and appears to be clearing, or unless stabilization parameters are varying slightly outside of the stabilization criteria and appear to be stabilizing)

MONITORING WELL RECORD FOR LOW-FLOW PURGING

Project Data:

Project Name: Southern States LLC
Ref. No.: 619

Date: 11/2/16
Personnel: JS

Monitoring Well Data:

Well No.: MW-13
Measurement Point: TOC
Constructed Well Depth (ft): 20.10
Measured Well Depth (ft): 20.10
Depth of Sediment (ft): N/A
Screen Length (ft):
Depth to Pump Intake (ft)⁽¹⁾: 15
Well Diameter, D (in): 2
Well Screen Volume, V_s (mL):
Initial Depth to Water (ft): 13.24

Time	Pumping Rate (mL/min)	Depth to Water (ft)	Drawdown from Initial Water Level ⁽²⁾ (ft)	Precision Required ⁽³⁾ : ±0.1 Yr	pH	Temperature °C	Conductivity ⁽³⁾ (mS/cm)	ORP (mV)	DO (mg/L)	Turbidity (NTU)
					±0.1 Yr	±3%	±0.005 or 0.01	±10 mV	±10%	±10%
1340	56	13.24			7.81	25.02	2.02	96	1.04	240
1350		13.40			7.73	24.40	1.50	116	0.58	120
1356		13.45			7.70	24.28	1.25	104	0.10	140
1404		13.46			7.65	24.70	1.14	170	0.04	108
1415		13.40			7.63	24.20	1.17	128	0.02	116
1420		13.45			7.63	24.24	1.16	125	0.02	110
1436		13.40			7.63	24.21	1.17	131	0.02	101
Sample ID: MW-13										
	VOCS - Iron bacteria??									

Notes:

- (1) The pump intake was placed at the well mid-screen or 2 ft above any sediment accumulated at the well bottom.
 - (2) The drawdown from the initial water level should not exceed 0.33 ft. The pumping rate should not exceed 600 mL/min.
 - (3) For conductivity, the average value of three readings <1 mS/cm ±0.005 mS/cm or where conductivity >1 mS/cm ±0.01 mS/cm.
- Purging will continue until stabilization is achieved or until 20 well screen volumes have been purged (unless purge water remains visually turbid and appears to be clearing or unless stabilization parameters are varying slightly outside of the stabilization criteria and appear to be stabilizing)

MONITORING WELL RECORD FOR LOW-FLOW PURGING

Project Data:

Project Name: Southern States LLC

Ref. No.:

Date:

Personnel: B. Sorethoni

11/2/16
JS

Monitoring Well Data:

Well No.: MW-21

Measurement Point: TOC

Constructed Well Depth (ft): 23.80

Measured Well Depth (ft): 23.80

Depth of Sediment (ft): N/A

Screen Length (ft):

Depth to Pump Intake (ft)⁽¹⁾:

Well Diameter, D (in):

Well Screen Volume, V_s (mL):

Initial Depth to Water (ft):

21

2

12.36

Drawdown

Pumping Rate Depth to Water from Initial Water Level⁽²⁾

Time (mL/min) (ft) (ft)

Precision Required:

pH ±0.1 Yviro

Temperature °C ±3%

Conductivity⁽³⁾ (mS/cm) ±0.005 or 0.01

ORP (mV) ±10 mV

DO (mg/L) ±10%

Turbidity (NTU) ±10%

Sample ID	Time	Pumping Rate (mL/min)	Depth to Water (ft)	Drawdown from Initial Water Level ⁽²⁾ (ft)	pH	Temperature °C	Conductivity ⁽³⁾ (mS/cm)	ORP (mV)	DO (mg/L)	Turbidity (NTU)
1038	50	12.36			5.52	25.16	0.227	287	0.04	10.4
1043		12.48			5.50	25.02	0.224	270	0.04	6.2
1050		12.38			5.50	25.10	0.220	268	0.04	7.10
1058		12.40			5.49	25.04	0.218	260	0.03	3.04
1104		12.44			5.49	24.80	0.214	260	0.02	2.89
1106		12.48			5.49	24.94	0.218	261	0.02	3.62
Sample ID: MW-21										
VOCS										

Notes:

- (1) The pump intake was placed at the well mid-screen or approx. 2 ft above any sediment accumulated at the well bottom.
- (2) The drawdown from the initial water level should not exceed 0.33 ft. The pumping rate should not exceed 600 mL/min.
- (3) For conductivity, the average value of three readings <1 mS/cm ±0.005 mS/cm or where conductivity >1 mS/cm ±0.01 mS/cm. Purging will continue until stabilization is achieved or until 20 well screen volumes have been purged (unless purge water remains visually turbid and appears to be clearing, or unless stabilization parameters are varying slightly outside of the stabilization criteria and appear to be stabilizing)

MONITORING WELL RECORD FOR LOW-FLOW PURGING

Project Data:

Project Name: Southern States LLC
 Ref. No.: _____

Date: 11/11/11
 Personnel: J. Schwaller

Monitoring Well Data:

Well No.: MW-32
 Measurement Point: TOC
 Constructed Well Depth (ft): 57.00
 Measured Well Depth (ft): 57.00
 Depth of Sediment (ft): N/A

Screen Length (ft): _____
 Depth to Pump Intake (ft)⁽¹⁾: 52
 Well Diameter, D (in): 2
 Well Screen Volume, V_s (mL): _____
 Initial Depth to Water (ft): 5.65

Drawdown

Time	Pumping Rate	Depth to Water	from Initial Water Level (2)	Precision Required:	pH	Temperature °C	Conductivity (3)	ORP	DO	Turbidity
1520	50	5.65			6.29	21.45	0.190	167	1.10	8.8
1525		5.80			6.02	20.57	0.188	170	1.02	4.40
1531		5.53			5.88	20.50	0.188	173	2.54	5.04
1538		5.88			5.85	20.60	0.188	178	0.60	4.30
1543		5.90			5.85	20.58	0.188	179	0.68	4.25
1548		5.85			5.95	20.54	0.188	179	0.62	4.40
Sample ID: MW-32										
	VOCs									

Notes:

- (1) The pump intake was placed at the well mid-screen or 2 ft above any sediment accumulated at the well bottom.
- (2) The drawdown from the initial water level should not exceed 0.33 ft. The pumping rate should not exceed 600 mL/min.
- (3) For conductivity, the average value of three readings <1 mS/cm ±0.005 mS/cm or where conductivity >1 mS/cm ±0.01 mS/cm. Purging will continue until stabilization is achieved or until 20 well screen volumes have been purged (unless purge water remains visually turbid and appears to be clearing, or unless stabilization parameters are varying slightly outside of the stabilization criteria and appear to be stabilizing)

MONITORING WELL RECORD FOR LOW-FLOW PURGING

Project Data:

Project Name: Southern States LLC
 Ref. No.: _____

Date: 11/2/16
 Personnel: B. Cortelloni
JS

Monitoring Well Data:

Well No.: MW-39
 Measurement Point: TOC
 Constructed Well Depth (ft): 32.00
 Measured Well Depth (ft): 32.00
 Depth of Sediment (ft): N/A
 Screen Length (ft): _____
 Depth to Pump Intake (ft)⁽¹⁾: 22
 Well Diameter, D (in): 2
 Well Screen Volume, V_s (mL): _____
 Initial Depth to Water (ft): 11.60

Time	Pumping Rate (mL/min)	Depth to Water (ft)	Drawdown from Initial Water Level ⁽²⁾ (ft)	pH	Temperature °C	Conductivity ⁽³⁾ (mS/cm)	ORP (mV)	DO (mg/L)	Turbidity (NTU)
1250	50	11.60		3.76	26.06	0.432	444	2.01	11.7
1256		11.65		3.76	26.08	0.430	446	1.58	6.25
1308		11.70		3.74	26.10	0.435	448	2.01	6.08
1312		11.79		3.70	25.54	0.432	445	2.00	5.16
1318		11.80		3.73	26.10	0.432	446	1.58	5.10
1321		11.83		3.73	26.05	0.432	447	1.99	5.15
Sample ID: MW-39									
VOCs									

Notes:
 (1) The pump intake was placed at the well screen mid-point or at approx. 2 ft above any sediment accumulated at the well bottom.
 (2) The drawdown from the initial water level should not exceed 0.33 ft. The pumping rate should not exceed 600 mL/min.
 (3) For conductivity, the average value of three readings <1 mS/cm ±0.005 mS/cm or where conductivity >1 mS/cm ±0.01 mS/cm.
 Purging will continue until stabilization is achieved or until 20 well screen volumes have been purged (unless purge water remains visually turbid and appears to be clearing, or unless stabilization parameters are varying slightly outside of the stabilization criteria and appear to be stabilizing).

MONITORING WELL RECORD FOR LOW-FLOW PURGING

Project Data:

Project Name: Southern States LLC
 Ref. No.: _____

Date: 11/2/16
 Personnel: B. Cortes

Monitoring Well Data:

Well No.: MW-40
 Measurement Point: TOC
 Constructed Well Depth (ft): 32.00
 Measured Well Depth (ft): 32.00
 Depth of Sediment (ft): N/A

Screen Length (ft): _____
 Depth to Pump Intake (ft)⁽¹⁾: 22
 Well Diameter, D (in): 2
 Well Screen Volume, V_s (mL): _____
 Initial Depth to Water (ft): 15.12

Time	Pumping Rate (mL/min)	Depth to Water (ft)	Drawdown from Initial Water Level ⁽²⁾ (ft)	pH	Temperature °C	Conductivity ⁽³⁾ (mS/cm)	ORP (mV)	DO (mg/L)	Turbidity (NTU)
1140	50	15.12		5.54	24.94	0.355	206	6.88	6.90
1143		15.20		5.56	25.06	0.355	210	5.91	6.21
1148		15.28		5.55	24.93	0.351	228	5.60	6.18
1150		15.30		5.57	24.90	0.351	270	5.40	6.11
1156		15.33		5.58	25.10	0.351	285	5.30	5.61
1203		15.34		5.56	25.02	0.351	291	5.40	5.84
1205		15.38		5.56	24.99	0.351	290	5.37	5.71
Sample ID: MW-40									
	VOCs								

- Notes:
- (1) The pump intake was placed at the well screen mid-point or at approx. 2 ft above any sediment accumulated at the well bottom.
 - (2) The drawdown from the initial water level should not exceed 0.33 ft. The pumping rate should not exceed 600 mL/min.
 - (3) For conductivity, the average value of three readings <1 mS/cm ±0.005 mS/cm or where conductivity >1 mS/cm ±0.01 mS/cm. Purging will continue until stabilization is achieved or until 20 well screen volumes have been purged (unless purge water remains visually turbid and appears to be clearing, or unless stabilization parameters are varying slightly outside of the stabilization criteria and appear to be stabilizing).

MONITORING WELL RECORD FOR LOW-FLOW PURGING

Project Data:

Project Name: Southern States LLC
 Ref. No.: _____

Date: 11/2/16
 Personnel: B. Carathoni

Monitoring Well Data:

Well No.: MW-41
 Measurement Point: TOC
 Constructed Well Depth (ft): 32.00
 Measured Well Depth (ft): 32.00
 Depth of Sediment (ft): N/A
 Screen Length (ft): _____
 Depth to Pump Intake (ft)⁽¹⁾: 22
 Well Diameter, D (in): 2
 Well Screen Volume, V_s (mL): _____
 Initial Depth to Water (ft): 14.98

Time	Pumping Rate (mL/min)	Depth to Water (ft)	Drawdown from Initial Water Level ⁽²⁾ (ft)	pH	Temperature °C	Conductivity ⁽³⁾ (mS/cm)	ORP (mV)	DO (mg/L)	Turbidity (NTU)
12/12	50	14.98		6.02	25.35	0.812	260	2.34	11.2
12/15		15.06		5.94	26.0	0.943	255	4.10	6.4
12/20		15.10		5.80	25.80	0.972	248	4.65	8.4
12/26		15.14		5.51	25.54	0.972	241	4.60	5.6
12/30		15.18		5.81	25.54	0.972	230	4.15	5.8
12/39		15.11		5.81	25.89	0.972	235	4.67	5.4
Sample ID: MW-41									
VOCs									

Notes:
 (1) The pump intake was placed at the well screen mid-point or at approx. 2 ft above any sediment accumulated at the well bottom.
 (2) The drawdown from the initial water level should not exceed 0.33 ft. The pumping rate should not exceed 600 mL/min.
 (3) For conductivity, the average value of three readings < 1 mS/cm ±0.005 mS/cm or where conductivity > 1 mS/cm ±0.01 mS/cm.
 Purging will continue until stabilization is achieved or until 20 well screen volumes have been purged (unless purge water remains visually turbid and appears to be clearing, or unless stabilization parameters are varying slightly outside of the stabilization criteria and appear to be stabilizing).

MONITORING WELL RECORD FOR LOW-FLOW PURGING

Project Data:

Project Name: Southern States LLC
 Ref. No.: _____

Date: 11/2/16
 Personnel: B. Corbett
JS

Monitoring Well Data:

Well No.: TP-1
 Measurement Point: TOC
 Constructed Well Depth (ft): 22.40
 Measured Well Depth (ft): _____
 Depth of Sediment (ft): N/A

Screen Length (ft): _____
 Depth to Pump Intake (ft)⁽¹⁾: 20
 Well Diameter, D (in): 1
 Well Screen Volume, V_s (mL): _____
 Initial Depth to Water (ft): 12.15

Drawdown

Pumping Rate	Depth to Water	from Initial Water Level ⁽²⁾	Temperature	Conductivity ⁽³⁾	ORP	DO	Turbidity
(mL/min)	(ft)	(ft)	° C	(mS/cm)	(mV)	(mg/L)	(NTU)
			±3%	±0.005 or 0.01	±10 mV	±10%	±10%

Time	Pumping Rate	Depth to Water	from Initial Water Level ⁽²⁾	Temperature	Conductivity ⁽³⁾	ORP	DO	Turbidity
(mL/min)	(ft)	(ft)	(ft)	° C	(mS/cm)	(mV)	(mg/L)	(NTU)
				±3%	±0.005 or 0.01	±10 mV	±10%	±10%
1110	50	12.15		4.85	25.20	212	1.04	8.6
1115		12.14		4.74	25.30	238	0.56	5.2
1118		12.24		4.60	25.26	254	0.04	9.3
1122		12.18		4.28	25.24	278	0.03	10.4
1126		12.20		4.23	25.23	280	0.02	7.6
1130		12.25		4.25	25.20	290	0.05	8.8
1132		12.28		4.25	25.25	284	0.02	7.4
Sample ID: TP-1								
VOCs								

- Notes:
- (1) The pump intake was placed at the well mid-screen at approx. 2 ft above any sediment accumulated at the well bottom.
 - (2) The drawdown from the initial water level should not exceed 0.33 ft. The pumping rate should not exceed 600 mL/min.
 - (3) For conductivity, the average value of three readings < 1 mS/cm ±0.005 mS/cm or where conductivity > 1 mS/cm ±0.01 mS/cm.

Purging will continue until stabilization is achieved or until 20 well screen volumes have been purged (unless purge water remains visually turbid and appears to be clearing, or unless stabilization parameters are varying slightly outside of the stabilization criteria and appear to be stabilizing)

MONITORING WELL RECORD FOR LOW-FLOW PURGING

Project Data:

Project Name: Southern States LLC
 Ref. No.: _____

Date: 11/2/16
 Personnel: B. Corbelloni
JS

Monitoring Well Data:

Well No.: TP-2
 Measurement Point: IOC
 Constructed Well Depth (ft): 30.00
 Measured Well Depth (ft): 30.00
 Depth of Sediment (ft): N/A
 Screen Length (ft): _____
 Depth to Pump Intake (ft)⁽¹⁾: 25
 Well Diameter, D (in): 2
 Well Screen Volume, V_s (mL): _____
 Initial Depth to Water (ft): 12.63

Time	Pumping Rate (mL/min)	Depth to Water (ft)	Drawdown from Initial Water Level ⁽²⁾ (ft)	pH	Temperature °C	Conductivity ⁽³⁾ (mS/cm)	ORP (mV)	DO (mg/L)	Turbidity (NTU)
1008	12.60			5.28	26.70	0.173	716	6.16	5.65
1011	12.70			5.27	24.50	0.165	725	6.43	3.12
1016	12.73			5.26	24.71	0.160	720	6.50	1.65
1019	12.81			5.24	24.50	0.165	712	6.64	1.80
1023	12.56			5.25	25.02	0.165	710	6.70	1.70
1025	12.85			5.23	24.61	0.165	714	6.77	1.84
Sample ID: TP-2									
VOCs									

- Notes:
- (1) The pump intake was placed at the well mid-screen or 2 ft above any sediment accumulated at the well bottom.
 - (2) The drawdown from the initial water level should not exceed 0.33 ft. The pumping rate should not exceed 600 mL/min.
 - (3) For conductivity, the average value of three readings <1 mS/cm ±0.005 mS/cm or where conductivity >1 mS/cm ±0.01 mS/cm.
- Purging will continue until stabilization is achieved or until 20 well screen volumes have been purged (unless purge water remains visually turbid and appears to be clearing, or unless stabilization parameters are varying slightly outside of the stabilization criteria and appear to be stabilizing)

MONITORING WELL RECORD FOR LOW-FLOW PURGING

Project Data:

Project Name: Southern States LLC
 Ref. No.:

Date: 11/2/16
 Personnel: B. Corbett
 JS

Monitoring Well Data:

Well No.: TP-3
 Measurement Point: TOC
 Constructed Well Depth (ft): 30.00
 Measured Well Depth (ft): 30.00
 Depth of Sediment (ft): N/A

Screen Length (ft):
 Depth to Pump Intake (ft): 24
 Well Diameter, D (in): 2
 Well Screen Volume, V_s (mL):
 Initial Depth to Water (ft): 11.36

Time	Pumping Rate (mL/min)	Depth to Water (ft)	Drawdown from Initial Water Level (3) (ft)	pH	Temperature (3) (°C)	Conductivity (3) (mS/cm)	ORP (mV)	DO (mg/L)	Turbidity (NTU)	
										Precision Required: ±0.1 V _{PH}
1440	SD	11.36		6.14	24.43	0.316	116	0.43	14.9	
1443		11.40		6.10	24.21	0.310	93	0.10	8.10	
1448		11.43		6.07	27.60	0.254	81	0.02	8.13	
1452		11.51		6.07	24.10	0.254	74	0.02	7.61	
1500		11.40		6.08	24.50	0.254	70	0.02	7.14	
1505		11.45		6.07	23.96	0.254	76	0.02	7.88	
Sample ID: TP-3	VOCs									

Notes:
 (1) The pump intake was placed at the well mid-screen or 2 ft above any sediment accumulated at the well bottom.
 (2) The drawdown from the initial water level should not exceed 0.33 ft. The pumping rate should not exceed 600 mL/min.
 (3) For conductivity, the average value of three readings <1 mS/cm ±0.005 mS/cm or where conductivity >1 mS/cm ±0.01 mS/cm. Purging will continue until stabilization is achieved or until 20 well screen volumes have been purged (unless purge water remains visually turbid and appears to be clearing, or unless stabilization parameters are varying slightly outside of the stabilization criteria and appear to be stabilizing)



November 10, 2016

John Schwaller
Environmental Management Associates, LLC
5262 Belle Wood Ct.
Buford GA 30518

TEL: (770) 271-4628
FAX: (770) 271-8944

RE: Southern States

Dear John Schwaller:

Order No: 1611262

Analytical Environmental Services, Inc. received 13 samples on 11/3/2016 9:07:00 AM for the analyses presented in following report.

No problems were encountered during the analyses. Additionally, all results for the associated Quality Control samples were within EPA and/or AES established limits. Any discrepancies associated with the analyses contained herein will be noted and submitted in the form of a project Case Narrative.

AES's accreditations are as follows:

- NELAC/Florida State Laboratory ID E87582 for analysis of Non-Potable Water, Solid & Chemical Materials, and Drinking Water Microbiology, effective 07/01/16-06/30/17.
- NELAC/Louisiana Agency Interest No. 100818 for or analysis of Non-Potable Water and Solid & Chemical Materials, effective 07/01/16-06/30/17.
- NELAC/Texas Certificate No. T104704509-16-6 for or analysis of Non-Potable Water and Solid & Chemical Materials, effective 03/01/16-02/28/17.
- AIHA-LAP, LLC Laboratory ID: 100671 for Industrial Hygiene samples (Organics, Metals, PCM Asbestos, Gravimetric), Environmental Lead (Paint, Soil, Dust Wipes, Air), and Environmental Microbiology (Fungal) Direct Examination, effective until 09/01/17.

Mirzeta Kararic
Project Manager

Client: Environmental Management Associates, LLC
Project: Southern States
Lab ID: 1611262

Case Narrative

Volatiles Organic Compounds Analysis by Method 8260B:

Due to sample matrix, sample 1611262-006 required dilution during preparation and/or analysis resulting in elevated reporting limits.

Client: Environmental Management Associates, LLC	Client Sample ID: MW-9
Project Name: Southern States	Collection Date: 11/2/2016 9:55:00 AM
Lab ID: 1611262-001	Matrix: Groundwater

Analyses	Result	Reporting Limit	Qual	Units	BatchID	Dilution Factor	Date Analyzed	Analyst
Volatile Organic Compounds by GC/MS SW8260B (SW5030B)								
1,1,1-Trichloroethane	BRL	5.0		ug/L	232524	1	11/08/2016 23:06	NP
1,1,2,2-Tetrachloroethane	BRL	5.0		ug/L	232524	1	11/08/2016 23:06	NP
1,1,2-Trichloroethane	BRL	5.0		ug/L	232524	1	11/08/2016 23:06	NP
1,1-Dichloroethane	7.4	5.0		ug/L	232524	1	11/08/2016 23:06	NP
1,1-Dichloroethene	7.1	5.0		ug/L	232524	1	11/08/2016 23:06	NP
1,2,4-Trichlorobenzene	BRL	5.0		ug/L	232524	1	11/08/2016 23:06	NP
1,2-Dibromo-3-chloropropane	BRL	5.0		ug/L	232524	1	11/08/2016 23:06	NP
1,2-Dibromoethane	BRL	5.0		ug/L	232524	1	11/08/2016 23:06	NP
1,2-Dichlorobenzene	BRL	5.0		ug/L	232524	1	11/08/2016 23:06	NP
1,2-Dichloroethane	BRL	5.0		ug/L	232524	1	11/08/2016 23:06	NP
1,2-Dichloropropane	BRL	5.0		ug/L	232524	1	11/08/2016 23:06	NP
1,3-Dichlorobenzene	BRL	5.0		ug/L	232524	1	11/08/2016 23:06	NP
1,4-Dichlorobenzene	BRL	5.0		ug/L	232524	1	11/08/2016 23:06	NP
1,4-Dioxane	BRL	150		ug/L	232524	1	11/08/2016 23:06	NP
2-Butanone	BRL	50		ug/L	232524	1	11/08/2016 23:06	NP
2-Hexanone	BRL	10		ug/L	232524	1	11/08/2016 23:06	NP
4-Methyl-2-pentanone	BRL	10		ug/L	232524	1	11/08/2016 23:06	NP
Acetone	BRL	50		ug/L	232524	1	11/08/2016 23:06	NP
Benzene	BRL	5.0		ug/L	232524	1	11/08/2016 23:06	NP
Bromodichloromethane	BRL	5.0		ug/L	232524	1	11/08/2016 23:06	NP
Bromoform	BRL	5.0		ug/L	232524	1	11/08/2016 23:06	NP
Bromomethane	BRL	5.0		ug/L	232524	1	11/08/2016 23:06	NP
Carbon disulfide	BRL	5.0		ug/L	232524	1	11/08/2016 23:06	NP
Carbon tetrachloride	BRL	5.0		ug/L	232524	1	11/08/2016 23:06	NP
Chlorobenzene	BRL	5.0		ug/L	232524	1	11/08/2016 23:06	NP
Chloroethane	BRL	10		ug/L	232524	1	11/08/2016 23:06	NP
Chloroform	BRL	5.0		ug/L	232524	1	11/08/2016 23:06	NP
Chloromethane	BRL	10		ug/L	232524	1	11/08/2016 23:06	NP
cis-1,2-Dichloroethene	37	5.0		ug/L	232524	1	11/08/2016 23:06	NP
cis-1,3-Dichloropropene	BRL	5.0		ug/L	232524	1	11/08/2016 23:06	NP
Cyclohexane	BRL	5.0		ug/L	232524	1	11/08/2016 23:06	NP
Dibromochloromethane	BRL	5.0		ug/L	232524	1	11/08/2016 23:06	NP
Dichlorodifluoromethane	BRL	10		ug/L	232524	1	11/08/2016 23:06	NP
Ethylbenzene	BRL	5.0		ug/L	232524	1	11/08/2016 23:06	NP
Freon-113	BRL	10		ug/L	232524	1	11/08/2016 23:06	NP
Isopropylbenzene	BRL	5.0		ug/L	232524	1	11/08/2016 23:06	NP
m,p-Xylene	BRL	5.0		ug/L	232524	1	11/08/2016 23:06	NP
Methyl acetate	BRL	5.0		ug/L	232524	1	11/08/2016 23:06	NP
Methyl tert-butyl ether	BRL	5.0		ug/L	232524	1	11/08/2016 23:06	NP
Methylcyclohexane	BRL	5.0		ug/L	232524	1	11/08/2016 23:06	NP
Methylene chloride	BRL	5.0		ug/L	232524	1	11/08/2016 23:06	NP

Qualifiers:

- * Value exceeds maximum contaminant level
- BRL Below reporting limit
- H Holding times for preparation or analysis exceeded
- N Analyte not NELAC certified
- B Analyte detected in the associated method blank
- > Greater than Result value

- E Estimated (value above quantitation range)
- S Spike Recovery outside limits due to matrix
- Narr See case narrative
- NC Not confirmed
- < Less than Result value
- J Estimated value detected below Reporting Limit

Analytical Environmental Services, Inc

Date: 10-Nov-16

Client: Environmental Management Associates, LLC	Client Sample ID: MW-9
Project Name: Southern States	Collection Date: 11/2/2016 9:55:00 AM
Lab ID: 1611262-001	Matrix: Groundwater

Analyses	Result	Reporting Limit	Qual	Units	BatchID	Dilution Factor	Date Analyzed	Analyst
Volatile Organic Compounds by GC/MS SW8260B (SW5030B)								
o-Xylene	BRL	5.0		ug/L	232524	1	11/08/2016 23:06	NP
Styrene	BRL	5.0		ug/L	232524	1	11/08/2016 23:06	NP
Tetrachloroethene	BRL	5.0		ug/L	232524	1	11/08/2016 23:06	NP
Toluene	BRL	5.0		ug/L	232524	1	11/08/2016 23:06	NP
trans-1,2-Dichloroethene	BRL	5.0		ug/L	232524	1	11/08/2016 23:06	NP
trans-1,3-Dichloropropene	BRL	5.0		ug/L	232524	1	11/08/2016 23:06	NP
Trichloroethene	840	50		ug/L	232524	10	11/08/2016 23:32	NP
Trichlorofluoromethane	BRL	5.0		ug/L	232524	1	11/08/2016 23:06	NP
Vinyl chloride	BRL	2.0		ug/L	232524	1	11/08/2016 23:06	NP
1,2-Dichloroethene, Total	37	5.0		ug/L	232524	1	11/08/2016 23:06	NP
Xylenes, Total	BRL	5.0		ug/L	232524	1	11/08/2016 23:06	NP
Surr: 4-Bromofluorobenzene	88.9	70.7-125		%REC	232524	1	11/08/2016 23:06	NP
Surr: 4-Bromofluorobenzene	91.2	70.7-125		%REC	232524	10	11/08/2016 23:32	NP
Surr: Dibromofluoromethane	110	82.2-120		%REC	232524	10	11/08/2016 23:32	NP
Surr: Dibromofluoromethane	115	82.2-120		%REC	232524	1	11/08/2016 23:06	NP
Surr: Toluene-d8	98.4	81.8-120		%REC	232524	10	11/08/2016 23:32	NP
Surr: Toluene-d8	102	81.8-120		%REC	232524	1	11/08/2016 23:06	NP

Qualifiers:

- * Value exceeds maximum contaminant level
- BRL Below reporting limit
- H Holding times for preparation or analysis exceeded
- N Analyte not NELAC certified
- B Analyte detected in the associated method blank
- > Greater than Result value

- E Estimated (value above quantitation range)
- S Spike Recovery outside limits due to matrix
- Narr See case narrative
- NC Not confirmed
- < Less than Result value
- J Estimated value detected below Reporting Limit

Client: Environmental Management Associates, LLC	Client Sample ID: MW-13
Project Name: Southern States	Collection Date: 11/2/2016 2:30:00 PM
Lab ID: 1611262-002	Matrix: Groundwater

Analyses	Result	Reporting Limit	Qual	Units	BatchID	Dilution Factor	Date Analyzed	Analyst
Volatile Organic Compounds by GC/MS SW8260B (SW5030B)								
1,1,1-Trichloroethane	BRL	5.0		ug/L	232524	1	11/08/2016 21:22	NP
1,1,2,2-Tetrachloroethane	BRL	5.0		ug/L	232524	1	11/08/2016 21:22	NP
1,1,2-Trichloroethane	BRL	5.0		ug/L	232524	1	11/08/2016 21:22	NP
1,1-Dichloroethane	BRL	5.0		ug/L	232524	1	11/08/2016 21:22	NP
1,1-Dichloroethene	7.5	5.0		ug/L	232524	1	11/08/2016 21:22	NP
1,2,4-Trichlorobenzene	BRL	5.0		ug/L	232524	1	11/08/2016 21:22	NP
1,2-Dibromo-3-chloropropane	BRL	5.0		ug/L	232524	1	11/08/2016 21:22	NP
1,2-Dibromoethane	BRL	5.0		ug/L	232524	1	11/08/2016 21:22	NP
1,2-Dichlorobenzene	BRL	5.0		ug/L	232524	1	11/08/2016 21:22	NP
1,2-Dichloroethane	BRL	5.0		ug/L	232524	1	11/08/2016 21:22	NP
1,2-Dichloropropane	BRL	5.0		ug/L	232524	1	11/08/2016 21:22	NP
1,3-Dichlorobenzene	BRL	5.0		ug/L	232524	1	11/08/2016 21:22	NP
1,4-Dichlorobenzene	BRL	5.0		ug/L	232524	1	11/08/2016 21:22	NP
1,4-Dioxane	BRL	150		ug/L	232524	1	11/08/2016 21:22	NP
2-Butanone	BRL	50		ug/L	232524	1	11/08/2016 21:22	NP
2-Hexanone	BRL	10		ug/L	232524	1	11/08/2016 21:22	NP
4-Methyl-2-pentanone	BRL	10		ug/L	232524	1	11/08/2016 21:22	NP
Acetone	BRL	50		ug/L	232524	1	11/08/2016 21:22	NP
Benzene	BRL	5.0		ug/L	232524	1	11/08/2016 21:22	NP
Bromodichloromethane	BRL	5.0		ug/L	232524	1	11/08/2016 21:22	NP
Bromoform	BRL	5.0		ug/L	232524	1	11/08/2016 21:22	NP
Bromomethane	BRL	5.0		ug/L	232524	1	11/08/2016 21:22	NP
Carbon disulfide	BRL	5.0		ug/L	232524	1	11/08/2016 21:22	NP
Carbon tetrachloride	BRL	5.0		ug/L	232524	1	11/08/2016 21:22	NP
Chlorobenzene	BRL	5.0		ug/L	232524	1	11/08/2016 21:22	NP
Chloroethane	BRL	10		ug/L	232524	1	11/08/2016 21:22	NP
Chloroform	BRL	5.0		ug/L	232524	1	11/08/2016 21:22	NP
Chloromethane	BRL	10		ug/L	232524	1	11/08/2016 21:22	NP
cis-1,2-Dichloroethene	46	5.0		ug/L	232524	1	11/08/2016 21:22	NP
cis-1,3-Dichloropropene	BRL	5.0		ug/L	232524	1	11/08/2016 21:22	NP
Cyclohexane	BRL	5.0		ug/L	232524	1	11/08/2016 21:22	NP
Dibromochloromethane	BRL	5.0		ug/L	232524	1	11/08/2016 21:22	NP
Dichlorodifluoromethane	BRL	10		ug/L	232524	1	11/08/2016 21:22	NP
Ethylbenzene	BRL	5.0		ug/L	232524	1	11/08/2016 21:22	NP
Freon-113	BRL	10		ug/L	232524	1	11/08/2016 21:22	NP
Isopropylbenzene	BRL	5.0		ug/L	232524	1	11/08/2016 21:22	NP
m,p-Xylene	BRL	5.0		ug/L	232524	1	11/08/2016 21:22	NP
Methyl acetate	BRL	5.0		ug/L	232524	1	11/08/2016 21:22	NP
Methyl tert-butyl ether	BRL	5.0		ug/L	232524	1	11/08/2016 21:22	NP
Methylcyclohexane	BRL	5.0		ug/L	232524	1	11/08/2016 21:22	NP
Methylene chloride	BRL	5.0		ug/L	232524	1	11/08/2016 21:22	NP

Qualifiers:

- * Value exceeds maximum contaminant level
- BRL Below reporting limit
- H Holding times for preparation or analysis exceeded
- N Analyte not NELAC certified
- B Analyte detected in the associated method blank
- > Greater than Result value

- E Estimated (value above quantitation range)
- S Spike Recovery outside limits due to matrix
- Narr See case narrative
- NC Not confirmed
- < Less than Result value
- J Estimated value detected below Reporting Limit

Client: Environmental Management Associates, LLC	Client Sample ID: MW-13
Project Name: Southern States	Collection Date: 11/2/2016 2:30:00 PM
Lab ID: 1611262-002	Matrix: Groundwater

Analyses	Result	Reporting Limit	Qual	Units	BatchID	Dilution Factor	Date Analyzed	Analyst
Volatile Organic Compounds by GC/MS SW8260B (SW5030B)								
o-Xylene	BRL	5.0		ug/L	232524	1	11/08/2016 21:22	NP
Styrene	BRL	5.0		ug/L	232524	1	11/08/2016 21:22	NP
Tetrachloroethene	BRL	5.0		ug/L	232524	1	11/08/2016 21:22	NP
Toluene	BRL	5.0		ug/L	232524	1	11/08/2016 21:22	NP
trans-1,2-Dichloroethene	BRL	5.0		ug/L	232524	1	11/08/2016 21:22	NP
trans-1,3-Dichloropropene	BRL	5.0		ug/L	232524	1	11/08/2016 21:22	NP
Trichloroethene	BRL	5.0		ug/L	232524	1	11/08/2016 21:22	NP
Trichlorofluoromethane	BRL	5.0		ug/L	232524	1	11/08/2016 21:22	NP
Vinyl chloride	5.5	2.0		ug/L	232524	1	11/08/2016 21:22	NP
1,2-Dichloroethene, Total	46	5.0		ug/L	232524	1	11/08/2016 21:22	NP
Xylenes, Total	BRL	5.0		ug/L	232524	1	11/08/2016 21:22	NP
Surr: 4-Bromofluorobenzene	86.9	70.7-125		%REC	232524	1	11/08/2016 21:22	NP
Surr: Dibromofluoromethane	110	82.2-120		%REC	232524	1	11/08/2016 21:22	NP
Surr: Toluene-d8	95.3	81.8-120		%REC	232524	1	11/08/2016 21:22	NP

Qualifiers:

- * Value exceeds maximum contaminant level
- BRL Below reporting limit
- H Holding times for preparation or analysis exceeded
- N Analyte not NELAC certified
- B Analyte detected in the associated method blank
- > Greater than Result value

- E Estimated (value above quantitation range)
- S Spike Recovery outside limits due to matrix
- Narr See case narrative
- NC Not confirmed
- < Less than Result value
- J Estimated value detected below Reporting Limit

Client: Environmental Management Associates, LLC	Client Sample ID: MW-18
Project Name: Southern States	Collection Date: 11/2/2016 4:15:00 PM
Lab ID: 1611262-003	Matrix: Groundwater

Analyses	Result	Reporting Limit	Qual	Units	BatchID	Dilution Factor	Date Analyzed	Analyst
Volatile Organic Compounds by GC/MS SW8260B (SW5030B)								
1,1,1-Trichloroethane	BRL	5.0		ug/L	232524	1	11/08/2016 21:49	NP
1,1,2,2-Tetrachloroethane	BRL	5.0		ug/L	232524	1	11/08/2016 21:49	NP
1,1,2-Trichloroethane	BRL	5.0		ug/L	232524	1	11/08/2016 21:49	NP
1,1-Dichloroethane	BRL	5.0		ug/L	232524	1	11/08/2016 21:49	NP
1,1-Dichloroethene	BRL	5.0		ug/L	232524	1	11/08/2016 21:49	NP
1,2,4-Trichlorobenzene	BRL	5.0		ug/L	232524	1	11/08/2016 21:49	NP
1,2-Dibromo-3-chloropropane	BRL	5.0		ug/L	232524	1	11/08/2016 21:49	NP
1,2-Dibromoethane	BRL	5.0		ug/L	232524	1	11/08/2016 21:49	NP
1,2-Dichlorobenzene	BRL	5.0		ug/L	232524	1	11/08/2016 21:49	NP
1,2-Dichloroethane	BRL	5.0		ug/L	232524	1	11/08/2016 21:49	NP
1,2-Dichloropropane	BRL	5.0		ug/L	232524	1	11/08/2016 21:49	NP
1,3-Dichlorobenzene	BRL	5.0		ug/L	232524	1	11/08/2016 21:49	NP
1,4-Dichlorobenzene	BRL	5.0		ug/L	232524	1	11/08/2016 21:49	NP
1,4-Dioxane	BRL	150		ug/L	232524	1	11/08/2016 21:49	NP
2-Butanone	BRL	50		ug/L	232524	1	11/08/2016 21:49	NP
2-Hexanone	BRL	10		ug/L	232524	1	11/08/2016 21:49	NP
4-Methyl-2-pentanone	BRL	10		ug/L	232524	1	11/08/2016 21:49	NP
Acetone	BRL	50		ug/L	232524	1	11/08/2016 21:49	NP
Benzene	BRL	5.0		ug/L	232524	1	11/08/2016 21:49	NP
Bromodichloromethane	BRL	5.0		ug/L	232524	1	11/08/2016 21:49	NP
Bromoform	BRL	5.0		ug/L	232524	1	11/08/2016 21:49	NP
Bromomethane	BRL	5.0		ug/L	232524	1	11/08/2016 21:49	NP
Carbon disulfide	BRL	5.0		ug/L	232524	1	11/08/2016 21:49	NP
Carbon tetrachloride	BRL	5.0		ug/L	232524	1	11/08/2016 21:49	NP
Chlorobenzene	BRL	5.0		ug/L	232524	1	11/08/2016 21:49	NP
Chloroethane	BRL	10		ug/L	232524	1	11/08/2016 21:49	NP
Chloroform	BRL	5.0		ug/L	232524	1	11/08/2016 21:49	NP
Chloromethane	BRL	10		ug/L	232524	1	11/08/2016 21:49	NP
cis-1,2-Dichloroethene	130	5.0		ug/L	232524	1	11/08/2016 21:49	NP
cis-1,3-Dichloropropene	BRL	5.0		ug/L	232524	1	11/08/2016 21:49	NP
Cyclohexane	BRL	5.0		ug/L	232524	1	11/08/2016 21:49	NP
Dibromochloromethane	BRL	5.0		ug/L	232524	1	11/08/2016 21:49	NP
Dichlorodifluoromethane	BRL	10		ug/L	232524	1	11/08/2016 21:49	NP
Ethylbenzene	BRL	5.0		ug/L	232524	1	11/08/2016 21:49	NP
Freon-113	BRL	10		ug/L	232524	1	11/08/2016 21:49	NP
Isopropylbenzene	BRL	5.0		ug/L	232524	1	11/08/2016 21:49	NP
m,p-Xylene	BRL	5.0		ug/L	232524	1	11/08/2016 21:49	NP
Methyl acetate	BRL	5.0		ug/L	232524	1	11/08/2016 21:49	NP
Methyl tert-butyl ether	BRL	5.0		ug/L	232524	1	11/08/2016 21:49	NP
Methylcyclohexane	BRL	5.0		ug/L	232524	1	11/08/2016 21:49	NP
Methylene chloride	BRL	5.0		ug/L	232524	1	11/08/2016 21:49	NP

Qualifiers:

- * Value exceeds maximum contaminant level
- BRL Below reporting limit
- H Holding times for preparation or analysis exceeded
- N Analyte not NELAC certified
- B Analyte detected in the associated method blank
- > Greater than Result value

- E Estimated (value above quantitation range)
- S Spike Recovery outside limits due to matrix
- Narr See case narrative
- NC Not confirmed
- < Less than Result value
- J Estimated value detected below Reporting Limit

Client: Environmental Management Associates, LLC	Client Sample ID: MW-18
Project Name: Southern States	Collection Date: 11/2/2016 4:15:00 PM
Lab ID: 1611262-003	Matrix: Groundwater

Analyses	Result	Reporting Limit	Qual	Units	BatchID	Dilution Factor	Date Analyzed	Analyst
Volatile Organic Compounds by GC/MS SW8260B (SW5030B)								
o-Xylene	BRL	5.0		ug/L	232524	1	11/08/2016 21:49	NP
Styrene	BRL	5.0		ug/L	232524	1	11/08/2016 21:49	NP
Tetrachloroethene	BRL	5.0		ug/L	232524	1	11/08/2016 21:49	NP
Toluene	BRL	5.0		ug/L	232524	1	11/08/2016 21:49	NP
trans-1,2-Dichloroethene	BRL	5.0		ug/L	232524	1	11/08/2016 21:49	NP
trans-1,3-Dichloropropene	BRL	5.0		ug/L	232524	1	11/08/2016 21:49	NP
Trichloroethene	28	5.0		ug/L	232524	1	11/08/2016 21:49	NP
Trichlorofluoromethane	BRL	5.0		ug/L	232524	1	11/08/2016 21:49	NP
Vinyl chloride	5.3	2.0		ug/L	232524	1	11/08/2016 21:49	NP
1,2-Dichloroethene, Total	130	5.0		ug/L	232524	1	11/08/2016 21:49	NP
Xylenes, Total	BRL	5.0		ug/L	232524	1	11/08/2016 21:49	NP
Surr: 4-Bromofluorobenzene	86.8	70.7-125		%REC	232524	1	11/08/2016 21:49	NP
Surr: Dibromofluoromethane	109	82.2-120		%REC	232524	1	11/08/2016 21:49	NP
Surr: Toluene-d8	99.8	81.8-120		%REC	232524	1	11/08/2016 21:49	NP

Qualifiers:	* Value exceeds maximum contaminant level	E Estimated (value above quantitation range)
	BRL Below reporting limit	S Spike Recovery outside limits due to matrix
	H Holding times for preparation or analysis exceeded	Narr See case narrative
	N Analyte not NELAC certified	NC Not confirmed
	B Analyte detected in the associated method blank	< Less than Result value
	> Greater than Result value	J Estimated value detected below Reporting Limit

Client: Environmental Management Associates, LLC	Client Sample ID: MW-21
Project Name: Southern States	Collection Date: 11/2/2016 11:06:00 AM
Lab ID: 1611262-004	Matrix: Groundwater

Analyses	Result	Reporting Limit	Qual	Units	BatchID	Dilution Factor	Date Analyzed	Analyst
Volatile Organic Compounds by GC/MS SW8260B (SW5030B)								
1,1,1-Trichloroethane	BRL	5.0		ug/L	232524	1	11/08/2016 22:15	NP
1,1,2,2-Tetrachloroethane	BRL	5.0		ug/L	232524	1	11/08/2016 22:15	NP
1,1,2-Trichloroethane	BRL	5.0		ug/L	232524	1	11/08/2016 22:15	NP
1,1-Dichloroethane	BRL	5.0		ug/L	232524	1	11/08/2016 22:15	NP
1,1-Dichloroethene	22	5.0		ug/L	232524	1	11/08/2016 22:15	NP
1,2,4-Trichlorobenzene	BRL	5.0		ug/L	232524	1	11/08/2016 22:15	NP
1,2-Dibromo-3-chloropropane	BRL	5.0		ug/L	232524	1	11/08/2016 22:15	NP
1,2-Dibromoethane	BRL	5.0		ug/L	232524	1	11/08/2016 22:15	NP
1,2-Dichlorobenzene	BRL	5.0		ug/L	232524	1	11/08/2016 22:15	NP
1,2-Dichloroethane	BRL	5.0		ug/L	232524	1	11/08/2016 22:15	NP
1,2-Dichloropropane	BRL	5.0		ug/L	232524	1	11/08/2016 22:15	NP
1,3-Dichlorobenzene	BRL	5.0		ug/L	232524	1	11/08/2016 22:15	NP
1,4-Dichlorobenzene	BRL	5.0		ug/L	232524	1	11/08/2016 22:15	NP
1,4-Dioxane	BRL	150		ug/L	232524	1	11/08/2016 22:15	NP
2-Butanone	BRL	50		ug/L	232524	1	11/08/2016 22:15	NP
2-Hexanone	BRL	10		ug/L	232524	1	11/08/2016 22:15	NP
4-Methyl-2-pentanone	BRL	10		ug/L	232524	1	11/08/2016 22:15	NP
Acetone	BRL	50		ug/L	232524	1	11/08/2016 22:15	NP
Benzene	BRL	5.0		ug/L	232524	1	11/08/2016 22:15	NP
Bromodichloromethane	BRL	5.0		ug/L	232524	1	11/08/2016 22:15	NP
Bromoform	BRL	5.0		ug/L	232524	1	11/08/2016 22:15	NP
Bromomethane	BRL	5.0		ug/L	232524	1	11/08/2016 22:15	NP
Carbon disulfide	BRL	5.0		ug/L	232524	1	11/08/2016 22:15	NP
Carbon tetrachloride	BRL	5.0		ug/L	232524	1	11/08/2016 22:15	NP
Chlorobenzene	BRL	5.0		ug/L	232524	1	11/08/2016 22:15	NP
Chloroethane	BRL	10		ug/L	232524	1	11/08/2016 22:15	NP
Chloroform	BRL	5.0		ug/L	232524	1	11/08/2016 22:15	NP
Chloromethane	BRL	10		ug/L	232524	1	11/08/2016 22:15	NP
cis-1,2-Dichloroethene	7.2	5.0		ug/L	232524	1	11/08/2016 22:15	NP
cis-1,3-Dichloropropene	BRL	5.0		ug/L	232524	1	11/08/2016 22:15	NP
Cyclohexane	BRL	5.0		ug/L	232524	1	11/08/2016 22:15	NP
Dibromochloromethane	BRL	5.0		ug/L	232524	1	11/08/2016 22:15	NP
Dichlorodifluoromethane	BRL	10		ug/L	232524	1	11/08/2016 22:15	NP
Ethylbenzene	BRL	5.0		ug/L	232524	1	11/08/2016 22:15	NP
Freon-113	BRL	10		ug/L	232524	1	11/08/2016 22:15	NP
Isopropylbenzene	BRL	5.0		ug/L	232524	1	11/08/2016 22:15	NP
m,p-Xylene	BRL	5.0		ug/L	232524	1	11/08/2016 22:15	NP
Methyl acetate	BRL	5.0		ug/L	232524	1	11/08/2016 22:15	NP
Methyl tert-butyl ether	BRL	5.0		ug/L	232524	1	11/08/2016 22:15	NP
Methylcyclohexane	BRL	5.0		ug/L	232524	1	11/08/2016 22:15	NP
Methylene chloride	BRL	5.0		ug/L	232524	1	11/08/2016 22:15	NP

Qualifiers:

- * Value exceeds maximum contaminant level
- BRL Below reporting limit
- H Holding times for preparation or analysis exceeded
- N Analyte not NELAC certified
- B Analyte detected in the associated method blank
- > Greater than Result value

- E Estimated (value above quantitation range)
- S Spike Recovery outside limits due to matrix
- Narr See case narrative
- NC Not confirmed
- < Less than Result value
- J Estimated value detected below Reporting Limit

Analytical Environmental Services, Inc

Date: 10-Nov-16

Client: Environmental Management Associates, LLC	Client Sample ID: MW-21
Project Name: Southern States	Collection Date: 11/2/2016 11:06:00 AM
Lab ID: 1611262-004	Matrix: Groundwater

Analyses	Result	Reporting Limit	Qual	Units	BatchID	Dilution Factor	Date Analyzed	Analyst
Volatile Organic Compounds by GC/MS SW8260B (SW5030B)								
o-Xylene	BRL	5.0		ug/L	232524	1	11/08/2016 22:15	NP
Styrene	BRL	5.0		ug/L	232524	1	11/08/2016 22:15	NP
Tetrachloroethene	BRL	5.0		ug/L	232524	1	11/08/2016 22:15	NP
Toluene	BRL	5.0		ug/L	232524	1	11/08/2016 22:15	NP
trans-1,2-Dichloroethene	BRL	5.0		ug/L	232524	1	11/08/2016 22:15	NP
trans-1,3-Dichloropropene	BRL	5.0		ug/L	232524	1	11/08/2016 22:15	NP
Trichloroethene	250	50		ug/L	232524	10	11/09/2016 15:17	NP
Trichlorofluoromethane	BRL	5.0		ug/L	232524	1	11/08/2016 22:15	NP
Vinyl chloride	BRL	2.0		ug/L	232524	1	11/08/2016 22:15	NP
1,2-Dichloroethene, Total	7.2	5.0		ug/L	232524	1	11/08/2016 22:15	NP
Xylenes, Total	BRL	5.0		ug/L	232524	1	11/08/2016 22:15	NP
Surr: 4-Bromofluorobenzene	84.9	70.7-125		%REC	232524	10	11/09/2016 15:17	NP
Surr: 4-Bromofluorobenzene	88.3	70.7-125		%REC	232524	1	11/08/2016 22:15	NP
Surr: Dibromofluoromethane	103	82.2-120		%REC	232524	10	11/09/2016 15:17	NP
Surr: Dibromofluoromethane	109	82.2-120		%REC	232524	1	11/08/2016 22:15	NP
Surr: Toluene-d8	93.5	81.8-120		%REC	232524	10	11/09/2016 15:17	NP
Surr: Toluene-d8	96.3	81.8-120		%REC	232524	1	11/08/2016 22:15	NP

Qualifiers:

- * Value exceeds maximum contaminant level
- BRL Below reporting limit
- H Holding times for preparation or analysis exceeded
- N Analyte not NELAC certified
- B Analyte detected in the associated method blank
- > Greater than Result value

- E Estimated (value above quantitation range)
- S Spike Recovery outside limits due to matrix
- Narr See case narrative
- NC Not confirmed
- < Less than Result value
- J Estimated value detected below Reporting Limit

Client: Environmental Management Associates, LLC	Client Sample ID: MW-32
Project Name: Southern States	Collection Date: 11/2/2016 3:48:00 PM
Lab ID: 1611262-005	Matrix: Groundwater

Analyses	Result	Reporting Limit	Qual	Units	BatchID	Dilution Factor	Date Analyzed	Analyst
Volatile Organic Compounds by GC/MS SW8260B (SW5030B)								
1,1,1-Trichloroethane	BRL	5.0		ug/L	232524	1	11/08/2016 22:41	NP
1,1,2,2-Tetrachloroethane	BRL	5.0		ug/L	232524	1	11/08/2016 22:41	NP
1,1,2-Trichloroethane	BRL	5.0		ug/L	232524	1	11/08/2016 22:41	NP
1,1-Dichloroethane	BRL	5.0		ug/L	232524	1	11/08/2016 22:41	NP
1,1-Dichloroethene	BRL	5.0		ug/L	232524	1	11/08/2016 22:41	NP
1,2,4-Trichlorobenzene	BRL	5.0		ug/L	232524	1	11/08/2016 22:41	NP
1,2-Dibromo-3-chloropropane	BRL	5.0		ug/L	232524	1	11/08/2016 22:41	NP
1,2-Dibromoethane	BRL	5.0		ug/L	232524	1	11/08/2016 22:41	NP
1,2-Dichlorobenzene	BRL	5.0		ug/L	232524	1	11/08/2016 22:41	NP
1,2-Dichloroethane	BRL	5.0		ug/L	232524	1	11/08/2016 22:41	NP
1,2-Dichloropropane	BRL	5.0		ug/L	232524	1	11/08/2016 22:41	NP
1,3-Dichlorobenzene	BRL	5.0		ug/L	232524	1	11/08/2016 22:41	NP
1,4-Dichlorobenzene	BRL	5.0		ug/L	232524	1	11/08/2016 22:41	NP
1,4-Dioxane	BRL	150		ug/L	232524	1	11/08/2016 22:41	NP
2-Butanone	BRL	50		ug/L	232524	1	11/08/2016 22:41	NP
2-Hexanone	BRL	10		ug/L	232524	1	11/08/2016 22:41	NP
4-Methyl-2-pentanone	BRL	10		ug/L	232524	1	11/08/2016 22:41	NP
Acetone	BRL	50		ug/L	232524	1	11/08/2016 22:41	NP
Benzene	BRL	5.0		ug/L	232524	1	11/08/2016 22:41	NP
Bromodichloromethane	BRL	5.0		ug/L	232524	1	11/08/2016 22:41	NP
Bromoform	BRL	5.0		ug/L	232524	1	11/08/2016 22:41	NP
Bromomethane	BRL	5.0		ug/L	232524	1	11/08/2016 22:41	NP
Carbon disulfide	BRL	5.0		ug/L	232524	1	11/08/2016 22:41	NP
Carbon tetrachloride	BRL	5.0		ug/L	232524	1	11/08/2016 22:41	NP
Chlorobenzene	BRL	5.0		ug/L	232524	1	11/08/2016 22:41	NP
Chloroethane	BRL	10		ug/L	232524	1	11/08/2016 22:41	NP
Chloroform	BRL	5.0		ug/L	232524	1	11/08/2016 22:41	NP
Chloromethane	BRL	10		ug/L	232524	1	11/08/2016 22:41	NP
cis-1,2-Dichloroethene	7.1	5.0		ug/L	232524	1	11/08/2016 22:41	NP
cis-1,3-Dichloropropene	BRL	5.0		ug/L	232524	1	11/08/2016 22:41	NP
Cyclohexane	BRL	5.0		ug/L	232524	1	11/08/2016 22:41	NP
Dibromochloromethane	BRL	5.0		ug/L	232524	1	11/08/2016 22:41	NP
Dichlorodifluoromethane	BRL	10		ug/L	232524	1	11/08/2016 22:41	NP
Ethylbenzene	BRL	5.0		ug/L	232524	1	11/08/2016 22:41	NP
Freon-113	BRL	10		ug/L	232524	1	11/08/2016 22:41	NP
Isopropylbenzene	BRL	5.0		ug/L	232524	1	11/08/2016 22:41	NP
m,p-Xylene	BRL	5.0		ug/L	232524	1	11/08/2016 22:41	NP
Methyl acetate	BRL	5.0		ug/L	232524	1	11/08/2016 22:41	NP
Methyl tert-butyl ether	BRL	5.0		ug/L	232524	1	11/08/2016 22:41	NP
Methylcyclohexane	BRL	5.0		ug/L	232524	1	11/08/2016 22:41	NP
Methylene chloride	BRL	5.0		ug/L	232524	1	11/08/2016 22:41	NP

Qualifiers:

- * Value exceeds maximum contaminant level
- BRL Below reporting limit
- H Holding times for preparation or analysis exceeded
- N Analyte not NELAC certified
- B Analyte detected in the associated method blank
- > Greater than Result value

- E Estimated (value above quantitation range)
- S Spike Recovery outside limits due to matrix
- Narr See case narrative
- NC Not confirmed
- < Less than Result value
- J Estimated value detected below Reporting Limit

Client: Environmental Management Associates, LLC	Client Sample ID: MW-32
Project Name: Southern States	Collection Date: 11/2/2016 3:48:00 PM
Lab ID: 1611262-005	Matrix: Groundwater

Analyses	Result	Reporting Limit	Qual	Units	BatchID	Dilution Factor	Date Analyzed	Analyst
Volatile Organic Compounds by GC/MS SW8260B (SW5030B)								
o-Xylene	BRL	5.0		ug/L	232524	1	11/08/2016 22:41	NP
Styrene	BRL	5.0		ug/L	232524	1	11/08/2016 22:41	NP
Tetrachloroethene	BRL	5.0		ug/L	232524	1	11/08/2016 22:41	NP
Toluene	BRL	5.0		ug/L	232524	1	11/08/2016 22:41	NP
trans-1,2-Dichloroethene	BRL	5.0		ug/L	232524	1	11/08/2016 22:41	NP
trans-1,3-Dichloropropene	BRL	5.0		ug/L	232524	1	11/08/2016 22:41	NP
Trichloroethene	110	5.0		ug/L	232524	1	11/08/2016 22:41	NP
Trichlorofluoromethane	BRL	5.0		ug/L	232524	1	11/08/2016 22:41	NP
Vinyl chloride	BRL	2.0		ug/L	232524	1	11/08/2016 22:41	NP
1,2-Dichloroethene, Total	7.1	5.0		ug/L	232524	1	11/08/2016 22:41	NP
Xylenes, Total	BRL	5.0		ug/L	232524	1	11/08/2016 22:41	NP
Surr: 4-Bromofluorobenzene	88.1	70.7-125		%REC	232524	1	11/08/2016 22:41	NP
Surr: Dibromofluoromethane	111	82.2-120		%REC	232524	1	11/08/2016 22:41	NP
Surr: Toluene-d8	98.1	81.8-120		%REC	232524	1	11/08/2016 22:41	NP

Qualifiers:

- * Value exceeds maximum contaminant level
- BRL Below reporting limit
- H Holding times for preparation or analysis exceeded
- N Analyte not NELAC certified
- B Analyte detected in the associated method blank
- > Greater than Result value

- E Estimated (value above quantitation range)
- S Spike Recovery outside limits due to matrix
- Narr See case narrative
- NC Not confirmed
- < Less than Result value
- J Estimated value detected below Reporting Limit

Client: Environmental Management Associates, LLC	Client Sample ID: MW-39
Project Name: Southern States	Collection Date: 11/2/2016 1:21:00 PM
Lab ID: 1611262-006	Matrix: Groundwater

Analyses	Result	Reporting Limit	Qual	Units	BatchID	Dilution Factor	Date Analyzed	Analyst
Volatile Organic Compounds by GC/MS SW8260B (SW5030B)								
1,1,1-Trichloroethane	BRL	500		ug/L	232524	100	11/08/2016 20:56	NP
1,1,2,2-Tetrachloroethane	BRL	500		ug/L	232524	100	11/08/2016 20:56	NP
1,1,2-Trichloroethane	BRL	500		ug/L	232524	100	11/08/2016 20:56	NP
1,1-Dichloroethane	BRL	500		ug/L	232524	100	11/08/2016 20:56	NP
1,1-Dichloroethene	BRL	500		ug/L	232524	100	11/08/2016 20:56	NP
1,2,4-Trichlorobenzene	BRL	500		ug/L	232524	100	11/08/2016 20:56	NP
1,2-Dibromo-3-chloropropane	BRL	500		ug/L	232524	100	11/08/2016 20:56	NP
1,2-Dibromoethane	BRL	500		ug/L	232524	100	11/08/2016 20:56	NP
1,2-Dichlorobenzene	BRL	500		ug/L	232524	100	11/08/2016 20:56	NP
1,2-Dichloroethane	BRL	500		ug/L	232524	100	11/08/2016 20:56	NP
1,2-Dichloropropane	BRL	500		ug/L	232524	100	11/08/2016 20:56	NP
1,3-Dichlorobenzene	BRL	500		ug/L	232524	100	11/08/2016 20:56	NP
1,4-Dichlorobenzene	BRL	500		ug/L	232524	100	11/08/2016 20:56	NP
1,4-Dioxane	BRL	15000		ug/L	232524	100	11/08/2016 20:56	NP
2-Butanone	BRL	5000		ug/L	232524	100	11/08/2016 20:56	NP
2-Hexanone	BRL	1000		ug/L	232524	100	11/08/2016 20:56	NP
4-Methyl-2-pentanone	BRL	1000		ug/L	232524	100	11/08/2016 20:56	NP
Acetone	BRL	5000		ug/L	232524	100	11/08/2016 20:56	NP
Benzene	BRL	500		ug/L	232524	100	11/08/2016 20:56	NP
Bromodichloromethane	BRL	500		ug/L	232524	100	11/08/2016 20:56	NP
Bromoform	BRL	500		ug/L	232524	100	11/08/2016 20:56	NP
Bromomethane	BRL	500		ug/L	232524	100	11/08/2016 20:56	NP
Carbon disulfide	BRL	500		ug/L	232524	100	11/08/2016 20:56	NP
Carbon tetrachloride	BRL	500		ug/L	232524	100	11/08/2016 20:56	NP
Chlorobenzene	BRL	500		ug/L	232524	100	11/08/2016 20:56	NP
Chloroethane	BRL	1000		ug/L	232524	100	11/08/2016 20:56	NP
Chloroform	BRL	500		ug/L	232524	100	11/08/2016 20:56	NP
Chloromethane	BRL	1000		ug/L	232524	100	11/08/2016 20:56	NP
cis-1,2-Dichloroethene	BRL	500		ug/L	232524	100	11/08/2016 20:56	NP
cis-1,3-Dichloropropene	BRL	500		ug/L	232524	100	11/08/2016 20:56	NP
Cyclohexane	BRL	500		ug/L	232524	100	11/08/2016 20:56	NP
Dibromochloromethane	BRL	500		ug/L	232524	100	11/08/2016 20:56	NP
Dichlorodifluoromethane	BRL	1000		ug/L	232524	100	11/08/2016 20:56	NP
Ethylbenzene	BRL	500		ug/L	232524	100	11/08/2016 20:56	NP
Freon-113	BRL	1000		ug/L	232524	100	11/08/2016 20:56	NP
Isopropylbenzene	BRL	500		ug/L	232524	100	11/08/2016 20:56	NP
m,p-Xylene	BRL	500		ug/L	232524	100	11/08/2016 20:56	NP
Methyl acetate	BRL	500		ug/L	232524	100	11/08/2016 20:56	NP
Methyl tert-butyl ether	BRL	500		ug/L	232524	100	11/08/2016 20:56	NP
Methylcyclohexane	BRL	500		ug/L	232524	100	11/08/2016 20:56	NP
Methylene chloride	BRL	500		ug/L	232524	100	11/08/2016 20:56	NP

Qualifiers:

- * Value exceeds maximum contaminant level
- BRL Below reporting limit
- H Holding times for preparation or analysis exceeded
- N Analyte not NELAC certified
- B Analyte detected in the associated method blank
- > Greater than Result value

- E Estimated (value above quantitation range)
- S Spike Recovery outside limits due to matrix
- Narr See case narrative
- NC Not confirmed
- < Less than Result value
- J Estimated value detected below Reporting Limit

Client: Environmental Management Associates, LLC	Client Sample ID: MW-39
Project Name: Southern States	Collection Date: 11/2/2016 1:21:00 PM
Lab ID: 1611262-006	Matrix: Groundwater

Analyses	Result	Reporting Limit	Qual	Units	BatchID	Dilution Factor	Date Analyzed	Analyst
Volatile Organic Compounds by GC/MS SW8260B				(SW5030B)				
o-Xylene	BRL	500		ug/L	232524	100	11/08/2016 20:56	NP
Styrene	BRL	500		ug/L	232524	100	11/08/2016 20:56	NP
Tetrachloroethene	BRL	500		ug/L	232524	100	11/08/2016 20:56	NP
Toluene	BRL	500		ug/L	232524	100	11/08/2016 20:56	NP
trans-1,2-Dichloroethene	BRL	500		ug/L	232524	100	11/08/2016 20:56	NP
trans-1,3-Dichloropropene	BRL	500		ug/L	232524	100	11/08/2016 20:56	NP
Trichloroethene	9800	500		ug/L	232524	100	11/08/2016 20:56	NP
Trichlorofluoromethane	BRL	500		ug/L	232524	100	11/08/2016 20:56	NP
Vinyl chloride	BRL	200		ug/L	232524	100	11/08/2016 20:56	NP
1,2-Dichloroethene, Total	BRL	500		ug/L	232524	100	11/08/2016 20:56	NP
Xylenes, Total	BRL	500		ug/L	232524	100	11/08/2016 20:56	NP
Surr: 4-Bromofluorobenzene	90.8	70.7-125		%REC	232524	100	11/08/2016 20:56	NP
Surr: Dibromofluoromethane	110	82.2-120		%REC	232524	100	11/08/2016 20:56	NP
Surr: Toluene-d8	100	81.8-120		%REC	232524	100	11/08/2016 20:56	NP

Qualifiers:

- * Value exceeds maximum contaminant level
- BRL Below reporting limit
- H Holding times for preparation or analysis exceeded
- N Analyte not NELAC certified
- B Analyte detected in the associated method blank
- > Greater than Result value

- E Estimated (value above quantitation range)
- S Spike Recovery outside limits due to matrix
- Narr See case narrative
- NC Not confirmed
- < Less than Result value
- J Estimated value detected below Reporting Limit

Client: Environmental Management Associates, LLC	Client Sample ID: MW-40
Project Name: Southern States	Collection Date: 11/2/2016 12:05:00 PM
Lab ID: 1611262-007	Matrix: Groundwater

Analyses	Result	Reporting Limit	Qual	Units	BatchID	Dilution Factor	Date Analyzed	Analyst
Volatile Organic Compounds by GC/MS SW8260B (SW5030B)								
1,1,1-Trichloroethane	BRL	5.0		ug/L	232524	1	11/08/2016 23:58	NP
1,1,2,2-Tetrachloroethane	BRL	5.0		ug/L	232524	1	11/08/2016 23:58	NP
1,1,2-Trichloroethane	8.4	5.0		ug/L	232524	1	11/08/2016 23:58	NP
1,1-Dichloroethane	15	5.0		ug/L	232524	1	11/08/2016 23:58	NP
1,1-Dichloroethene	5.1	5.0		ug/L	232524	1	11/08/2016 23:58	NP
1,2,4-Trichlorobenzene	BRL	5.0		ug/L	232524	1	11/08/2016 23:58	NP
1,2-Dibromo-3-chloropropane	BRL	5.0		ug/L	232524	1	11/08/2016 23:58	NP
1,2-Dibromoethane	BRL	5.0		ug/L	232524	1	11/08/2016 23:58	NP
1,2-Dichlorobenzene	BRL	5.0		ug/L	232524	1	11/08/2016 23:58	NP
1,2-Dichloroethane	BRL	5.0		ug/L	232524	1	11/08/2016 23:58	NP
1,2-Dichloropropane	BRL	5.0		ug/L	232524	1	11/08/2016 23:58	NP
1,3-Dichlorobenzene	BRL	5.0		ug/L	232524	1	11/08/2016 23:58	NP
1,4-Dichlorobenzene	BRL	5.0		ug/L	232524	1	11/08/2016 23:58	NP
1,4-Dioxane	BRL	150		ug/L	232524	1	11/08/2016 23:58	NP
2-Butanone	BRL	50		ug/L	232524	1	11/08/2016 23:58	NP
2-Hexanone	BRL	10		ug/L	232524	1	11/08/2016 23:58	NP
4-Methyl-2-pentanone	BRL	10		ug/L	232524	1	11/08/2016 23:58	NP
Acetone	BRL	50		ug/L	232524	1	11/08/2016 23:58	NP
Benzene	BRL	5.0		ug/L	232524	1	11/08/2016 23:58	NP
Bromodichloromethane	BRL	5.0		ug/L	232524	1	11/08/2016 23:58	NP
Bromoform	BRL	5.0		ug/L	232524	1	11/08/2016 23:58	NP
Bromomethane	BRL	5.0		ug/L	232524	1	11/08/2016 23:58	NP
Carbon disulfide	BRL	5.0		ug/L	232524	1	11/08/2016 23:58	NP
Carbon tetrachloride	BRL	5.0		ug/L	232524	1	11/08/2016 23:58	NP
Chlorobenzene	BRL	5.0		ug/L	232524	1	11/08/2016 23:58	NP
Chloroethane	BRL	10		ug/L	232524	1	11/08/2016 23:58	NP
Chloroform	BRL	5.0		ug/L	232524	1	11/08/2016 23:58	NP
Chloromethane	BRL	10		ug/L	232524	1	11/08/2016 23:58	NP
cis-1,2-Dichloroethene	330	50		ug/L	232524	10	11/09/2016 00:24	NP
cis-1,3-Dichloropropene	BRL	5.0		ug/L	232524	1	11/08/2016 23:58	NP
Cyclohexane	BRL	5.0		ug/L	232524	1	11/08/2016 23:58	NP
Dibromochloromethane	BRL	5.0		ug/L	232524	1	11/08/2016 23:58	NP
Dichlorodifluoromethane	BRL	10		ug/L	232524	1	11/08/2016 23:58	NP
Ethylbenzene	BRL	5.0		ug/L	232524	1	11/08/2016 23:58	NP
Freon-113	BRL	10		ug/L	232524	1	11/08/2016 23:58	NP
Isopropylbenzene	BRL	5.0		ug/L	232524	1	11/08/2016 23:58	NP
m,p-Xylene	BRL	5.0		ug/L	232524	1	11/08/2016 23:58	NP
Methyl acetate	BRL	5.0		ug/L	232524	1	11/08/2016 23:58	NP
Methyl tert-butyl ether	BRL	5.0		ug/L	232524	1	11/08/2016 23:58	NP
Methylcyclohexane	BRL	5.0		ug/L	232524	1	11/08/2016 23:58	NP
Methylene chloride	BRL	5.0		ug/L	232524	1	11/08/2016 23:58	NP

Qualifiers:

- * Value exceeds maximum contaminant level
- BRL Below reporting limit
- H Holding times for preparation or analysis exceeded
- N Analyte not NELAC certified
- B Analyte detected in the associated method blank
- > Greater than Result value

- E Estimated (value above quantitation range)
- S Spike Recovery outside limits due to matrix
- Narr See case narrative
- NC Not confirmed
- < Less than Result value
- J Estimated value detected below Reporting Limit

Analytical Environmental Services, Inc

Date: 10-Nov-16

Client: Environmental Management Associates, LLC	Client Sample ID: MW-40
Project Name: Southern States	Collection Date: 11/2/2016 12:05:00 PM
Lab ID: 1611262-007	Matrix: Groundwater

Analyses	Result	Reporting Limit	Qual	Units	BatchID	Dilution Factor	Date Analyzed	Analyst
Volatile Organic Compounds by GC/MS SW8260B (SW5030B)								
o-Xylene	BRL	5.0		ug/L	232524	1	11/08/2016 23:58	NP
Styrene	BRL	5.0		ug/L	232524	1	11/08/2016 23:58	NP
Tetrachloroethene	BRL	5.0		ug/L	232524	1	11/08/2016 23:58	NP
Toluene	BRL	5.0		ug/L	232524	1	11/08/2016 23:58	NP
trans-1,2-Dichloroethene	BRL	5.0		ug/L	232524	1	11/08/2016 23:58	NP
trans-1,3-Dichloropropene	BRL	5.0		ug/L	232524	1	11/08/2016 23:58	NP
Trichloroethene	900	50		ug/L	232524	10	11/09/2016 00:24	NP
Trichlorofluoromethane	BRL	5.0		ug/L	232524	1	11/08/2016 23:58	NP
Vinyl chloride	110	2.0		ug/L	232524	1	11/08/2016 23:58	NP
1,2-Dichloroethene, Total	330	50		ug/L	232524	10	11/09/2016 00:24	NP
Xylenes, Total	BRL	5.0		ug/L	232524	1	11/08/2016 23:58	NP
Surr: 4-Bromofluorobenzene	86.9	70.7-125		%REC	232524	1	11/08/2016 23:58	NP
Surr: 4-Bromofluorobenzene	90.3	70.7-125		%REC	232524	10	11/09/2016 00:24	NP
Surr: Dibromofluoromethane	105	82.2-120		%REC	232524	1	11/08/2016 23:58	NP
Surr: Dibromofluoromethane	108	82.2-120		%REC	232524	10	11/09/2016 00:24	NP
Surr: Toluene-d8	95.1	81.8-120		%REC	232524	1	11/08/2016 23:58	NP
Surr: Toluene-d8	97.4	81.8-120		%REC	232524	10	11/09/2016 00:24	NP

Qualifiers:

- * Value exceeds maximum contaminant level
- BRL Below reporting limit
- H Holding times for preparation or analysis exceeded
- N Analyte not NELAC certified
- B Analyte detected in the associated method blank
- > Greater than Result value

- E Estimated (value above quantitation range)
- S Spike Recovery outside limits due to matrix
- Narr See case narrative
- NC Not confirmed
- < Less than Result value
- J Estimated value detected below Reporting Limit

Client: Environmental Management Associates, LLC	Client Sample ID: MW-41
Project Name: Southern States	Collection Date: 11/2/2016 12:39:00 PM
Lab ID: 1611262-008	Matrix: Groundwater

Analyses	Result	Reporting Limit	Qual	Units	BatchID	Dilution Factor	Date Analyzed	Analyst
Volatile Organic Compounds by GC/MS SW8260B (SW5030B)								
1,1,1-Trichloroethane	BRL	5.0		ug/L	232524	1	11/09/2016 00:50	NP
1,1,2,2-Tetrachloroethane	BRL	5.0		ug/L	232524	1	11/09/2016 00:50	NP
1,1,2-Trichloroethane	BRL	5.0		ug/L	232524	1	11/09/2016 00:50	NP
1,1-Dichloroethane	13	5.0		ug/L	232524	1	11/09/2016 00:50	NP
1,1-Dichloroethene	17	5.0		ug/L	232524	1	11/09/2016 00:50	NP
1,2,4-Trichlorobenzene	BRL	5.0		ug/L	232524	1	11/09/2016 00:50	NP
1,2-Dibromo-3-chloropropane	BRL	5.0		ug/L	232524	1	11/09/2016 00:50	NP
1,2-Dibromoethane	BRL	5.0		ug/L	232524	1	11/09/2016 00:50	NP
1,2-Dichlorobenzene	BRL	5.0		ug/L	232524	1	11/09/2016 00:50	NP
1,2-Dichloroethane	BRL	5.0		ug/L	232524	1	11/09/2016 00:50	NP
1,2-Dichloropropane	BRL	5.0		ug/L	232524	1	11/09/2016 00:50	NP
1,3-Dichlorobenzene	BRL	5.0		ug/L	232524	1	11/09/2016 00:50	NP
1,4-Dichlorobenzene	BRL	5.0		ug/L	232524	1	11/09/2016 00:50	NP
1,4-Dioxane	BRL	150		ug/L	232524	1	11/09/2016 00:50	NP
2-Butanone	BRL	50		ug/L	232524	1	11/09/2016 00:50	NP
2-Hexanone	BRL	10		ug/L	232524	1	11/09/2016 00:50	NP
4-Methyl-2-pentanone	BRL	10		ug/L	232524	1	11/09/2016 00:50	NP
Acetone	BRL	50		ug/L	232524	1	11/09/2016 00:50	NP
Benzene	BRL	5.0		ug/L	232524	1	11/09/2016 00:50	NP
Bromodichloromethane	BRL	5.0		ug/L	232524	1	11/09/2016 00:50	NP
Bromoform	BRL	5.0		ug/L	232524	1	11/09/2016 00:50	NP
Bromomethane	BRL	5.0		ug/L	232524	1	11/09/2016 00:50	NP
Carbon disulfide	BRL	5.0		ug/L	232524	1	11/09/2016 00:50	NP
Carbon tetrachloride	BRL	5.0		ug/L	232524	1	11/09/2016 00:50	NP
Chlorobenzene	BRL	5.0		ug/L	232524	1	11/09/2016 00:50	NP
Chloroethane	BRL	10		ug/L	232524	1	11/09/2016 00:50	NP
Chloroform	BRL	5.0		ug/L	232524	1	11/09/2016 00:50	NP
Chloromethane	BRL	10		ug/L	232524	1	11/09/2016 00:50	NP
cis-1,2-Dichloroethene	180	5.0		ug/L	232524	1	11/09/2016 00:50	NP
cis-1,3-Dichloropropene	BRL	5.0		ug/L	232524	1	11/09/2016 00:50	NP
Cyclohexane	BRL	5.0		ug/L	232524	1	11/09/2016 00:50	NP
Dibromochloromethane	BRL	5.0		ug/L	232524	1	11/09/2016 00:50	NP
Dichlorodifluoromethane	BRL	10		ug/L	232524	1	11/09/2016 00:50	NP
Ethylbenzene	BRL	5.0		ug/L	232524	1	11/09/2016 00:50	NP
Freon-113	BRL	10		ug/L	232524	1	11/09/2016 00:50	NP
Isopropylbenzene	BRL	5.0		ug/L	232524	1	11/09/2016 00:50	NP
m,p-Xylene	BRL	5.0		ug/L	232524	1	11/09/2016 00:50	NP
Methyl acetate	BRL	5.0		ug/L	232524	1	11/09/2016 00:50	NP
Methyl tert-butyl ether	BRL	5.0		ug/L	232524	1	11/09/2016 00:50	NP
Methylcyclohexane	BRL	5.0		ug/L	232524	1	11/09/2016 00:50	NP
Methylene chloride	BRL	5.0		ug/L	232524	1	11/09/2016 00:50	NP

Qualifiers:

- * Value exceeds maximum contaminant level
- BRL Below reporting limit
- H Holding times for preparation or analysis exceeded
- N Analyte not NELAC certified
- B Analyte detected in the associated method blank
- > Greater than Result value

- E Estimated (value above quantitation range)
- S Spike Recovery outside limits due to matrix
- Narr See case narrative
- NC Not confirmed
- < Less than Result value
- J Estimated value detected below Reporting Limit

Client: Environmental Management Associates, LLC	Client Sample ID: MW-41
Project Name: Southern States	Collection Date: 11/2/2016 12:39:00 PM
Lab ID: 1611262-008	Matrix: Groundwater

Analyses	Result	Reporting Limit	Qual	Units	BatchID	Dilution Factor	Date Analyzed	Analyst
Volatile Organic Compounds by GC/MS SW8260B (SW5030B)								
o-Xylene	BRL	5.0		ug/L	232524	1	11/09/2016 00:50	NP
Styrene	BRL	5.0		ug/L	232524	1	11/09/2016 00:50	NP
Tetrachloroethene	BRL	5.0		ug/L	232524	1	11/09/2016 00:50	NP
Toluene	BRL	5.0		ug/L	232524	1	11/09/2016 00:50	NP
trans-1,2-Dichloroethene	BRL	5.0		ug/L	232524	1	11/09/2016 00:50	NP
trans-1,3-Dichloropropene	BRL	5.0		ug/L	232524	1	11/09/2016 00:50	NP
Trichloroethene	1900	50		ug/L	232524	10	11/09/2016 01:16	NP
Trichlorofluoromethane	BRL	5.0		ug/L	232524	1	11/09/2016 00:50	NP
Vinyl chloride	4.4	2.0		ug/L	232524	1	11/09/2016 00:50	NP
1,2-Dichloroethene, Total	180	5.0		ug/L	232524	1	11/09/2016 00:50	NP
Xylenes, Total	BRL	5.0		ug/L	232524	1	11/09/2016 00:50	NP
Surr: 4-Bromofluorobenzene	83.2	70.7-125		%REC	232524	1	11/09/2016 00:50	NP
Surr: 4-Bromofluorobenzene	88.8	70.7-125		%REC	232524	10	11/09/2016 01:16	NP
Surr: Dibromofluoromethane	110	82.2-120		%REC	232524	1	11/09/2016 00:50	NP
Surr: Dibromofluoromethane	114	82.2-120		%REC	232524	10	11/09/2016 01:16	NP
Surr: Toluene-d8	97.2	81.8-120		%REC	232524	1	11/09/2016 00:50	NP
Surr: Toluene-d8	98.9	81.8-120		%REC	232524	10	11/09/2016 01:16	NP

Qualifiers:

- * Value exceeds maximum contaminant level
- BRL Below reporting limit
- H Holding times for preparation or analysis exceeded
- N Analyte not NELAC certified
- B Analyte detected in the associated method blank
- > Greater than Result value

- E Estimated (value above quantitation range)
- S Spike Recovery outside limits due to matrix
- Narr See case narrative
- NC Not confirmed
- < Less than Result value
- J Estimated value detected below Reporting Limit

Client: Environmental Management Associates, LLC	Client Sample ID: TP-1
Project Name: Southern States	Collection Date: 11/2/2016 11:32:00 AM
Lab ID: 1611262-009	Matrix: Groundwater

Analyses	Result	Reporting Limit	Qual	Units	BatchID	Dilution Factor	Date Analyzed	Analyst
Volatile Organic Compounds by GC/MS SW8260B (SW5030B)								
1,1,1-Trichloroethane	BRL	5.0		ug/L	232524	1	11/09/2016 01:42	NP
1,1,2,2-Tetrachloroethane	BRL	5.0		ug/L	232524	1	11/09/2016 01:42	NP
1,1,2-Trichloroethane	BRL	5.0		ug/L	232524	1	11/09/2016 01:42	NP
1,1-Dichloroethane	5.6	5.0		ug/L	232524	1	11/09/2016 01:42	NP
1,1-Dichloroethene	BRL	5.0		ug/L	232524	1	11/09/2016 01:42	NP
1,2,4-Trichlorobenzene	BRL	5.0		ug/L	232524	1	11/09/2016 01:42	NP
1,2-Dibromo-3-chloropropane	BRL	5.0		ug/L	232524	1	11/09/2016 01:42	NP
1,2-Dibromoethane	BRL	5.0		ug/L	232524	1	11/09/2016 01:42	NP
1,2-Dichlorobenzene	BRL	5.0		ug/L	232524	1	11/09/2016 01:42	NP
1,2-Dichloroethane	BRL	5.0		ug/L	232524	1	11/09/2016 01:42	NP
1,2-Dichloropropane	BRL	5.0		ug/L	232524	1	11/09/2016 01:42	NP
1,3-Dichlorobenzene	BRL	5.0		ug/L	232524	1	11/09/2016 01:42	NP
1,4-Dichlorobenzene	BRL	5.0		ug/L	232524	1	11/09/2016 01:42	NP
1,4-Dioxane	BRL	150		ug/L	232524	1	11/09/2016 01:42	NP
2-Butanone	BRL	50		ug/L	232524	1	11/09/2016 01:42	NP
2-Hexanone	BRL	10		ug/L	232524	1	11/09/2016 01:42	NP
4-Methyl-2-pentanone	BRL	10		ug/L	232524	1	11/09/2016 01:42	NP
Acetone	BRL	50		ug/L	232524	1	11/09/2016 01:42	NP
Benzene	BRL	5.0		ug/L	232524	1	11/09/2016 01:42	NP
Bromodichloromethane	BRL	5.0		ug/L	232524	1	11/09/2016 01:42	NP
Bromoform	BRL	5.0		ug/L	232524	1	11/09/2016 01:42	NP
Bromomethane	BRL	5.0		ug/L	232524	1	11/09/2016 01:42	NP
Carbon disulfide	BRL	5.0		ug/L	232524	1	11/09/2016 01:42	NP
Carbon tetrachloride	BRL	5.0		ug/L	232524	1	11/09/2016 01:42	NP
Chlorobenzene	BRL	5.0		ug/L	232524	1	11/09/2016 01:42	NP
Chloroethane	BRL	10		ug/L	232524	1	11/09/2016 01:42	NP
Chloroform	6.0	5.0		ug/L	232524	1	11/09/2016 01:42	NP
Chloromethane	BRL	10		ug/L	232524	1	11/09/2016 01:42	NP
cis-1,2-Dichloroethene	140	5.0		ug/L	232524	1	11/09/2016 01:42	NP
cis-1,3-Dichloropropene	BRL	5.0		ug/L	232524	1	11/09/2016 01:42	NP
Cyclohexane	BRL	5.0		ug/L	232524	1	11/09/2016 01:42	NP
Dibromochloromethane	BRL	5.0		ug/L	232524	1	11/09/2016 01:42	NP
Dichlorodifluoromethane	BRL	10		ug/L	232524	1	11/09/2016 01:42	NP
Ethylbenzene	BRL	5.0		ug/L	232524	1	11/09/2016 01:42	NP
Freon-113	BRL	10		ug/L	232524	1	11/09/2016 01:42	NP
Isopropylbenzene	BRL	5.0		ug/L	232524	1	11/09/2016 01:42	NP
m,p-Xylene	BRL	5.0		ug/L	232524	1	11/09/2016 01:42	NP
Methyl acetate	BRL	5.0		ug/L	232524	1	11/09/2016 01:42	NP
Methyl tert-butyl ether	BRL	5.0		ug/L	232524	1	11/09/2016 01:42	NP
Methylcyclohexane	BRL	5.0		ug/L	232524	1	11/09/2016 01:42	NP
Methylene chloride	BRL	5.0		ug/L	232524	1	11/09/2016 01:42	NP

Qualifiers:

- * Value exceeds maximum contaminant level
- BRL Below reporting limit
- H Holding times for preparation or analysis exceeded
- N Analyte not NELAC certified
- B Analyte detected in the associated method blank
- > Greater than Result value

- E Estimated (value above quantitation range)
- S Spike Recovery outside limits due to matrix
- Narr See case narrative
- NC Not confirmed
- < Less than Result value
- J Estimated value detected below Reporting Limit

Client: Environmental Management Associates, LLC	Client Sample ID: TP-1
Project Name: Southern States	Collection Date: 11/2/2016 11:32:00 AM
Lab ID: 1611262-009	Matrix: Groundwater

Analyses	Result	Reporting Limit	Qual	Units	BatchID	Dilution Factor	Date Analyzed	Analyst
Volatile Organic Compounds by GC/MS SW8260B (SW5030B)								
o-Xylene	BRL	5.0		ug/L	232524	1	11/09/2016 01:42	NP
Styrene	BRL	5.0		ug/L	232524	1	11/09/2016 01:42	NP
Tetrachloroethene	BRL	5.0		ug/L	232524	1	11/09/2016 01:42	NP
Toluene	BRL	5.0		ug/L	232524	1	11/09/2016 01:42	NP
trans-1,2-Dichloroethene	BRL	5.0		ug/L	232524	1	11/09/2016 01:42	NP
trans-1,3-Dichloropropene	BRL	5.0		ug/L	232524	1	11/09/2016 01:42	NP
Trichloroethene	870	50		ug/L	232524	10	11/09/2016 02:08	NP
Trichlorofluoromethane	BRL	5.0		ug/L	232524	1	11/09/2016 01:42	NP
Vinyl chloride	8.8	2.0		ug/L	232524	1	11/09/2016 01:42	NP
1,2-Dichloroethene, Total	140	5.0		ug/L	232524	1	11/09/2016 01:42	NP
Xylenes, Total	BRL	5.0		ug/L	232524	1	11/09/2016 01:42	NP
Surr: 4-Bromofluorobenzene	90	70.7-125		%REC	232524	1	11/09/2016 01:42	NP
Surr: 4-Bromofluorobenzene	92	70.7-125		%REC	232524	10	11/09/2016 02:08	NP
Surr: Dibromofluoromethane	106	82.2-120		%REC	232524	1	11/09/2016 01:42	NP
Surr: Dibromofluoromethane	110	82.2-120		%REC	232524	10	11/09/2016 02:08	NP
Surr: Toluene-d8	96.7	81.8-120		%REC	232524	1	11/09/2016 01:42	NP
Surr: Toluene-d8	99.7	81.8-120		%REC	232524	10	11/09/2016 02:08	NP

Qualifiers:

- * Value exceeds maximum contaminant level
- BRL Below reporting limit
- H Holding times for preparation or analysis exceeded
- N Analyte not NELAC certified
- B Analyte detected in the associated method blank
- > Greater than Result value

- E Estimated (value above quantitation range)
- S Spike Recovery outside limits due to matrix
- Narr See case narrative
- NC Not confirmed
- < Less than Result value
- J Estimated value detected below Reporting Limit

Client: Environmental Management Associates, LLC	Client Sample ID: TP-2
Project Name: Southern States	Collection Date: 11/2/2016 10:29:00 AM
Lab ID: 1611262-010	Matrix: Groundwater

Analyses	Result	Reporting Limit	Qual	Units	BatchID	Dilution Factor	Date Analyzed	Analyst
Volatile Organic Compounds by GC/MS SW8260B (SW5030B)								
1,1,1-Trichloroethane	BRL	5.0		ug/L	232524	1	11/09/2016 02:34	NP
1,1,2,2-Tetrachloroethane	BRL	5.0		ug/L	232524	1	11/09/2016 02:34	NP
1,1,2-Trichloroethane	BRL	5.0		ug/L	232524	1	11/09/2016 02:34	NP
1,1-Dichloroethane	14	5.0		ug/L	232524	1	11/09/2016 02:34	NP
1,1-Dichloroethene	66	5.0		ug/L	232524	1	11/09/2016 02:34	NP
1,2,4-Trichlorobenzene	BRL	5.0		ug/L	232524	1	11/09/2016 02:34	NP
1,2-Dibromo-3-chloropropane	BRL	5.0		ug/L	232524	1	11/09/2016 02:34	NP
1,2-Dibromoethane	BRL	5.0		ug/L	232524	1	11/09/2016 02:34	NP
1,2-Dichlorobenzene	BRL	5.0		ug/L	232524	1	11/09/2016 02:34	NP
1,2-Dichloroethane	BRL	5.0		ug/L	232524	1	11/09/2016 02:34	NP
1,2-Dichloropropane	BRL	5.0		ug/L	232524	1	11/09/2016 02:34	NP
1,3-Dichlorobenzene	BRL	5.0		ug/L	232524	1	11/09/2016 02:34	NP
1,4-Dichlorobenzene	BRL	5.0		ug/L	232524	1	11/09/2016 02:34	NP
1,4-Dioxane	BRL	150		ug/L	232524	1	11/09/2016 02:34	NP
2-Butanone	BRL	50		ug/L	232524	1	11/09/2016 02:34	NP
2-Hexanone	BRL	10		ug/L	232524	1	11/09/2016 02:34	NP
4-Methyl-2-pentanone	BRL	10		ug/L	232524	1	11/09/2016 02:34	NP
Acetone	BRL	50		ug/L	232524	1	11/09/2016 02:34	NP
Benzene	BRL	5.0		ug/L	232524	1	11/09/2016 02:34	NP
Bromodichloromethane	BRL	5.0		ug/L	232524	1	11/09/2016 02:34	NP
Bromoform	BRL	5.0		ug/L	232524	1	11/09/2016 02:34	NP
Bromomethane	BRL	5.0		ug/L	232524	1	11/09/2016 02:34	NP
Carbon disulfide	BRL	5.0		ug/L	232524	1	11/09/2016 02:34	NP
Carbon tetrachloride	BRL	5.0		ug/L	232524	1	11/09/2016 02:34	NP
Chlorobenzene	BRL	5.0		ug/L	232524	1	11/09/2016 02:34	NP
Chloroethane	BRL	10		ug/L	232524	1	11/09/2016 02:34	NP
Chloroform	BRL	5.0		ug/L	232524	1	11/09/2016 02:34	NP
Chloromethane	BRL	10		ug/L	232524	1	11/09/2016 02:34	NP
cis-1,2-Dichloroethene	36	5.0		ug/L	232524	1	11/09/2016 02:34	NP
cis-1,3-Dichloropropene	BRL	5.0		ug/L	232524	1	11/09/2016 02:34	NP
Cyclohexane	BRL	5.0		ug/L	232524	1	11/09/2016 02:34	NP
Dibromochloromethane	BRL	5.0		ug/L	232524	1	11/09/2016 02:34	NP
Dichlorodifluoromethane	BRL	10		ug/L	232524	1	11/09/2016 02:34	NP
Ethylbenzene	BRL	5.0		ug/L	232524	1	11/09/2016 02:34	NP
Freon-113	BRL	10		ug/L	232524	1	11/09/2016 02:34	NP
Isopropylbenzene	BRL	5.0		ug/L	232524	1	11/09/2016 02:34	NP
m,p-Xylene	BRL	5.0		ug/L	232524	1	11/09/2016 02:34	NP
Methyl acetate	BRL	5.0		ug/L	232524	1	11/09/2016 02:34	NP
Methyl tert-butyl ether	BRL	5.0		ug/L	232524	1	11/09/2016 02:34	NP
Methylcyclohexane	BRL	5.0		ug/L	232524	1	11/09/2016 02:34	NP
Methylene chloride	BRL	5.0		ug/L	232524	1	11/09/2016 02:34	NP

Qualifiers:

- * Value exceeds maximum contaminant level
- BRL Below reporting limit
- H Holding times for preparation or analysis exceeded
- N Analyte not NELAC certified
- B Analyte detected in the associated method blank
- > Greater than Result value

- E Estimated (value above quantitation range)
- S Spike Recovery outside limits due to matrix
- Narr See case narrative
- NC Not confirmed
- < Less than Result value
- J Estimated value detected below Reporting Limit

Client: Environmental Management Associates, LLC	Client Sample ID: TP-2
Project Name: Southern States	Collection Date: 11/2/2016 10:29:00 AM
Lab ID: 1611262-010	Matrix: Groundwater

Analyses	Result	Reporting Limit	Qual	Units	BatchID	Dilution Factor	Date Analyzed	Analyst
Volatile Organic Compounds by GC/MS SW8260B (SW5030B)								
o-Xylene	BRL	5.0		ug/L	232524	1	11/09/2016 02:34	NP
Styrene	BRL	5.0		ug/L	232524	1	11/09/2016 02:34	NP
Tetrachloroethene	BRL	5.0		ug/L	232524	1	11/09/2016 02:34	NP
Toluene	BRL	5.0		ug/L	232524	1	11/09/2016 02:34	NP
trans-1,2-Dichloroethene	BRL	5.0		ug/L	232524	1	11/09/2016 02:34	NP
trans-1,3-Dichloropropene	BRL	5.0		ug/L	232524	1	11/09/2016 02:34	NP
Trichloroethene	660	50		ug/L	232524	10	11/09/2016 03:00	NP
Trichlorofluoromethane	BRL	5.0		ug/L	232524	1	11/09/2016 02:34	NP
Vinyl chloride	5.0	2.0		ug/L	232524	1	11/09/2016 02:34	NP
1,2-Dichloroethene, Total	36	5.0		ug/L	232524	1	11/09/2016 02:34	NP
Xylenes, Total	BRL	5.0		ug/L	232524	1	11/09/2016 02:34	NP
Surr: 4-Bromofluorobenzene	86.3	70.7-125		%REC	232524	1	11/09/2016 02:34	NP
Surr: 4-Bromofluorobenzene	90.6	70.7-125		%REC	232524	10	11/09/2016 03:00	NP
Surr: Dibromofluoromethane	105	82.2-120		%REC	232524	10	11/09/2016 03:00	NP
Surr: Dibromofluoromethane	109	82.2-120		%REC	232524	1	11/09/2016 02:34	NP
Surr: Toluene-d8	99.1	81.8-120		%REC	232524	1	11/09/2016 02:34	NP
Surr: Toluene-d8	99.2	81.8-120		%REC	232524	10	11/09/2016 03:00	NP

Qualifiers:

- * Value exceeds maximum contaminant level
- BRL Below reporting limit
- H Holding times for preparation or analysis exceeded
- N Analyte not NELAC certified
- B Analyte detected in the associated method blank
- > Greater than Result value

- E Estimated (value above quantitation range)
- S Spike Recovery outside limits due to matrix
- Narr See case narrative
- NC Not confirmed
- < Less than Result value
- J Estimated value detected below Reporting Limit

Client: Environmental Management Associates, LLC	Client Sample ID: TP-3
Project Name: Southern States	Collection Date: 11/2/2016 3:05:00 PM
Lab ID: 1611262-011	Matrix: Groundwater

Analyses	Result	Reporting Limit	Qual	Units	BatchID	Dilution Factor	Date Analyzed	Analyst
Volatile Organic Compounds by GC/MS SW8260B (SW5030B)								
1,1,1-Trichloroethane	840	50		ug/L	232524	10	11/09/2016 03:52	NP
1,1,2,2-Tetrachloroethane	BRL	5.0		ug/L	232524	1	11/09/2016 03:26	NP
1,1,2-Trichloroethane	BRL	5.0		ug/L	232524	1	11/09/2016 03:26	NP
1,1-Dichloroethane	1200	50		ug/L	232524	10	11/09/2016 03:52	NP
1,1-Dichloroethene	1700	50		ug/L	232524	10	11/09/2016 03:52	NP
1,2,4-Trichlorobenzene	BRL	5.0		ug/L	232524	1	11/09/2016 03:26	NP
1,2-Dibromo-3-chloropropane	BRL	5.0		ug/L	232524	1	11/09/2016 03:26	NP
1,2-Dibromoethane	BRL	5.0		ug/L	232524	1	11/09/2016 03:26	NP
1,2-Dichlorobenzene	BRL	5.0		ug/L	232524	1	11/09/2016 03:26	NP
1,2-Dichloroethane	BRL	5.0		ug/L	232524	1	11/09/2016 03:26	NP
1,2-Dichloropropane	BRL	5.0		ug/L	232524	1	11/09/2016 03:26	NP
1,3-Dichlorobenzene	BRL	5.0		ug/L	232524	1	11/09/2016 03:26	NP
1,4-Dichlorobenzene	BRL	5.0		ug/L	232524	1	11/09/2016 03:26	NP
1,4-Dioxane	BRL	150		ug/L	232524	1	11/09/2016 03:26	NP
2-Butanone	BRL	50		ug/L	232524	1	11/09/2016 03:26	NP
2-Hexanone	BRL	10		ug/L	232524	1	11/09/2016 03:26	NP
4-Methyl-2-pentanone	BRL	10		ug/L	232524	1	11/09/2016 03:26	NP
Acetone	BRL	50		ug/L	232524	1	11/09/2016 03:26	NP
Benzene	BRL	5.0		ug/L	232524	1	11/09/2016 03:26	NP
Bromodichloromethane	BRL	5.0		ug/L	232524	1	11/09/2016 03:26	NP
Bromoform	BRL	5.0		ug/L	232524	1	11/09/2016 03:26	NP
Bromomethane	BRL	5.0		ug/L	232524	1	11/09/2016 03:26	NP
Carbon disulfide	BRL	5.0		ug/L	232524	1	11/09/2016 03:26	NP
Carbon tetrachloride	BRL	5.0		ug/L	232524	1	11/09/2016 03:26	NP
Chlorobenzene	BRL	5.0		ug/L	232524	1	11/09/2016 03:26	NP
Chloroethane	32	10		ug/L	232524	1	11/09/2016 03:26	NP
Chloroform	BRL	5.0		ug/L	232524	1	11/09/2016 03:26	NP
Chloromethane	BRL	10		ug/L	232524	1	11/09/2016 03:26	NP
cis-1,2-Dichloroethene	110	5.0		ug/L	232524	1	11/09/2016 03:26	NP
cis-1,3-Dichloropropene	BRL	5.0		ug/L	232524	1	11/09/2016 03:26	NP
Cyclohexane	BRL	5.0		ug/L	232524	1	11/09/2016 03:26	NP
Dibromochloromethane	BRL	5.0		ug/L	232524	1	11/09/2016 03:26	NP
Dichlorodifluoromethane	BRL	10		ug/L	232524	1	11/09/2016 03:26	NP
Ethylbenzene	BRL	5.0		ug/L	232524	1	11/09/2016 03:26	NP
Freon-113	BRL	10		ug/L	232524	1	11/09/2016 03:26	NP
Isopropylbenzene	BRL	5.0		ug/L	232524	1	11/09/2016 03:26	NP
m,p-Xylene	BRL	5.0		ug/L	232524	1	11/09/2016 03:26	NP
Methyl acetate	BRL	5.0		ug/L	232524	1	11/09/2016 03:26	NP
Methyl tert-butyl ether	BRL	5.0		ug/L	232524	1	11/09/2016 03:26	NP
Methylcyclohexane	BRL	5.0		ug/L	232524	1	11/09/2016 03:26	NP
Methylene chloride	BRL	5.0		ug/L	232524	1	11/09/2016 03:26	NP

Qualifiers:

- * Value exceeds maximum contaminant level
- BRL Below reporting limit
- H Holding times for preparation or analysis exceeded
- N Analyte not NELAC certified
- B Analyte detected in the associated method blank
- > Greater than Result value

- E Estimated (value above quantitation range)
- S Spike Recovery outside limits due to matrix
- Narr See case narrative
- NC Not confirmed
- < Less than Result value
- J Estimated value detected below Reporting Limit

Client: Environmental Management Associates, LLC	Client Sample ID: TP-3
Project Name: Southern States	Collection Date: 11/2/2016 3:05:00 PM
Lab ID: 1611262-011	Matrix: Groundwater

Analyses	Result	Reporting Limit	Qual	Units	BatchID	Dilution Factor	Date Analyzed	Analyst
Volatile Organic Compounds by GC/MS SW8260B (SW5030B)								
o-Xylene	BRL	5.0		ug/L	232524	1	11/09/2016 03:26	NP
Styrene	BRL	5.0		ug/L	232524	1	11/09/2016 03:26	NP
Tetrachloroethene	BRL	5.0		ug/L	232524	1	11/09/2016 03:26	NP
Toluene	BRL	5.0		ug/L	232524	1	11/09/2016 03:26	NP
trans-1,2-Dichloroethene	BRL	5.0		ug/L	232524	1	11/09/2016 03:26	NP
trans-1,3-Dichloropropene	BRL	5.0		ug/L	232524	1	11/09/2016 03:26	NP
Trichloroethene	1100	50		ug/L	232524	10	11/09/2016 03:52	NP
Trichlorofluoromethane	BRL	5.0		ug/L	232524	1	11/09/2016 03:26	NP
Vinyl chloride	41	2.0		ug/L	232524	1	11/09/2016 03:26	NP
1,2-Dichloroethene, Total	110	5.0		ug/L	232524	1	11/09/2016 03:26	NP
Xylenes, Total	BRL	5.0		ug/L	232524	1	11/09/2016 03:26	NP
Surr: 4-Bromofluorobenzene	89.9	70.7-125		%REC	232524	1	11/09/2016 03:26	NP
Surr: 4-Bromofluorobenzene	89.8	70.7-125		%REC	232524	10	11/09/2016 03:52	NP
Surr: Dibromofluoromethane	113	82.2-120		%REC	232524	10	11/09/2016 03:52	NP
Surr: Dibromofluoromethane	115	82.2-120		%REC	232524	1	11/09/2016 03:26	NP
Surr: Toluene-d8	96	81.8-120		%REC	232524	10	11/09/2016 03:52	NP
Surr: Toluene-d8	98.8	81.8-120		%REC	232524	1	11/09/2016 03:26	NP

Qualifiers:

- * Value exceeds maximum contaminant level
- BRL Below reporting limit
- H Holding times for preparation or analysis exceeded
- N Analyte not NELAC certified
- B Analyte detected in the associated method blank
- > Greater than Result value

- E Estimated (value above quantitation range)
- S Spike Recovery outside limits due to matrix
- Narr See case narrative
- NC Not confirmed
- < Less than Result value
- J Estimated value detected below Reporting Limit

Client: Environmental Management Associates, LLC	Client Sample ID: TRIP BLANK
Project Name: Southern States	Collection Date: 11/3/2016
Lab ID: 1611262-012	Matrix: Groundwater

Analyses	Result	Reporting Limit	Qual	Units	BatchID	Dilution Factor	Date Analyzed	Analyst
Volatile Organic Compounds by GC/MS SW8260B (SW5030B)								
1,1,1-Trichloroethane	BRL	5.0		ug/L	232524	1	11/08/2016 20:30	NP
1,1,2,2-Tetrachloroethane	BRL	5.0		ug/L	232524	1	11/08/2016 20:30	NP
1,1,2-Trichloroethane	BRL	5.0		ug/L	232524	1	11/08/2016 20:30	NP
1,1-Dichloroethane	BRL	5.0		ug/L	232524	1	11/08/2016 20:30	NP
1,1-Dichloroethene	BRL	5.0		ug/L	232524	1	11/08/2016 20:30	NP
1,2,4-Trichlorobenzene	BRL	5.0		ug/L	232524	1	11/08/2016 20:30	NP
1,2-Dibromo-3-chloropropane	BRL	5.0		ug/L	232524	1	11/08/2016 20:30	NP
1,2-Dibromoethane	BRL	5.0		ug/L	232524	1	11/08/2016 20:30	NP
1,2-Dichlorobenzene	BRL	5.0		ug/L	232524	1	11/08/2016 20:30	NP
1,2-Dichloroethane	BRL	5.0		ug/L	232524	1	11/08/2016 20:30	NP
1,2-Dichloropropane	BRL	5.0		ug/L	232524	1	11/08/2016 20:30	NP
1,3-Dichlorobenzene	BRL	5.0		ug/L	232524	1	11/08/2016 20:30	NP
1,4-Dichlorobenzene	BRL	5.0		ug/L	232524	1	11/08/2016 20:30	NP
1,4-Dioxane	BRL	150		ug/L	232524	1	11/08/2016 20:30	NP
2-Butanone	BRL	50		ug/L	232524	1	11/08/2016 20:30	NP
2-Hexanone	BRL	10		ug/L	232524	1	11/08/2016 20:30	NP
4-Methyl-2-pentanone	BRL	10		ug/L	232524	1	11/08/2016 20:30	NP
Acetone	BRL	50		ug/L	232524	1	11/08/2016 20:30	NP
Benzene	BRL	5.0		ug/L	232524	1	11/08/2016 20:30	NP
Bromodichloromethane	BRL	5.0		ug/L	232524	1	11/08/2016 20:30	NP
Bromoform	BRL	5.0		ug/L	232524	1	11/08/2016 20:30	NP
Bromomethane	BRL	5.0		ug/L	232524	1	11/08/2016 20:30	NP
Carbon disulfide	BRL	5.0		ug/L	232524	1	11/08/2016 20:30	NP
Carbon tetrachloride	BRL	5.0		ug/L	232524	1	11/08/2016 20:30	NP
Chlorobenzene	BRL	5.0		ug/L	232524	1	11/08/2016 20:30	NP
Chloroethane	BRL	10		ug/L	232524	1	11/08/2016 20:30	NP
Chloroform	BRL	5.0		ug/L	232524	1	11/08/2016 20:30	NP
Chloromethane	BRL	10		ug/L	232524	1	11/08/2016 20:30	NP
cis-1,2-Dichloroethene	BRL	5.0		ug/L	232524	1	11/08/2016 20:30	NP
cis-1,3-Dichloropropene	BRL	5.0		ug/L	232524	1	11/08/2016 20:30	NP
Cyclohexane	BRL	5.0		ug/L	232524	1	11/08/2016 20:30	NP
Dibromochloromethane	BRL	5.0		ug/L	232524	1	11/08/2016 20:30	NP
Dichlorodifluoromethane	BRL	10		ug/L	232524	1	11/08/2016 20:30	NP
Ethylbenzene	BRL	5.0		ug/L	232524	1	11/08/2016 20:30	NP
Freon-113	BRL	10		ug/L	232524	1	11/08/2016 20:30	NP
Isopropylbenzene	BRL	5.0		ug/L	232524	1	11/08/2016 20:30	NP
m,p-Xylene	BRL	5.0		ug/L	232524	1	11/08/2016 20:30	NP
Methyl acetate	BRL	5.0		ug/L	232524	1	11/08/2016 20:30	NP
Methyl tert-butyl ether	BRL	5.0		ug/L	232524	1	11/08/2016 20:30	NP
Methylcyclohexane	BRL	5.0		ug/L	232524	1	11/08/2016 20:30	NP
Methylene chloride	BRL	5.0		ug/L	232524	1	11/08/2016 20:30	NP

Qualifiers:

- * Value exceeds maximum contaminant level
- BRL Below reporting limit
- H Holding times for preparation or analysis exceeded
- N Analyte not NELAC certified
- B Analyte detected in the associated method blank
- > Greater than Result value

- E Estimated (value above quantitation range)
- S Spike Recovery outside limits due to matrix
- Narr See case narrative
- NC Not confirmed
- < Less than Result value
- J Estimated value detected below Reporting Limit

Client: Environmental Management Associates, LLC	Client Sample ID: TRIP BLANK
Project Name: Southern States	Collection Date: 11/3/2016
Lab ID: 1611262-012	Matrix: Groundwater

Analyses	Result	Reporting Limit	Qual	Units	BatchID	Dilution Factor	Date Analyzed	Analyst
Volatile Organic Compounds by GC/MS SW8260B (SW5030B)								
o-Xylene	BRL	5.0		ug/L	232524	1	11/08/2016 20:30	NP
Styrene	BRL	5.0		ug/L	232524	1	11/08/2016 20:30	NP
Tetrachloroethene	BRL	5.0		ug/L	232524	1	11/08/2016 20:30	NP
Toluene	BRL	5.0		ug/L	232524	1	11/08/2016 20:30	NP
trans-1,2-Dichloroethene	BRL	5.0		ug/L	232524	1	11/08/2016 20:30	NP
trans-1,3-Dichloropropene	BRL	5.0		ug/L	232524	1	11/08/2016 20:30	NP
Trichloroethene	BRL	5.0		ug/L	232524	1	11/08/2016 20:30	NP
Trichlorofluoromethane	BRL	5.0		ug/L	232524	1	11/08/2016 20:30	NP
Vinyl chloride	BRL	2.0		ug/L	232524	1	11/08/2016 20:30	NP
1,2-Dichloroethene, Total	BRL	5.0		ug/L	232524	1	11/08/2016 20:30	NP
Xylenes, Total	BRL	5.0		ug/L	232524	1	11/08/2016 20:30	NP
Surr: 4-Bromofluorobenzene	85.6	70.7-125		%REC	232524	1	11/08/2016 20:30	NP
Surr: Dibromofluoromethane	107	82.2-120		%REC	232524	1	11/08/2016 20:30	NP
Surr: Toluene-d8	96.7	81.8-120		%REC	232524	1	11/08/2016 20:30	NP

Qualifiers:

- * Value exceeds maximum contaminant level
- BRL Below reporting limit
- H Holding times for preparation or analysis exceeded
- N Analyte not NELAC certified
- B Analyte detected in the associated method blank
- > Greater than Result value

- E Estimated (value above quantitation range)
- S Spike Recovery outside limits due to matrix
- Narr See case narrative
- NC Not confirmed
- < Less than Result value
- J Estimated value detected below Reporting Limit

Client: Environmental Management Associates, LLC	Client Sample ID: DUP
Project Name: Southern States	Collection Date: 11/2/2016
Lab ID: 1611262-013	Matrix: Groundwater

Analyses	Result	Reporting Limit	Qual	Units	BatchID	Dilution Factor	Date Analyzed	Analyst
Volatile Organic Compounds by GC/MS SW8260B (SW5030B)								
1,1,1-Trichloroethane	BRL	5.0		ug/L	232524	1	11/09/2016 04:17	NP
1,1,2,2-Tetrachloroethane	BRL	5.0		ug/L	232524	1	11/09/2016 04:17	NP
1,1,2-Trichloroethane	BRL	5.0		ug/L	232524	1	11/09/2016 04:17	NP
1,1-Dichloroethane	6.1	5.0		ug/L	232524	1	11/09/2016 04:17	NP
1,1-Dichloroethene	BRL	5.0		ug/L	232524	1	11/09/2016 04:17	NP
1,2,4-Trichlorobenzene	BRL	5.0		ug/L	232524	1	11/09/2016 04:17	NP
1,2-Dibromo-3-chloropropane	BRL	5.0		ug/L	232524	1	11/09/2016 04:17	NP
1,2-Dibromoethane	BRL	5.0		ug/L	232524	1	11/09/2016 04:17	NP
1,2-Dichlorobenzene	BRL	5.0		ug/L	232524	1	11/09/2016 04:17	NP
1,2-Dichloroethane	BRL	5.0		ug/L	232524	1	11/09/2016 04:17	NP
1,2-Dichloropropane	BRL	5.0		ug/L	232524	1	11/09/2016 04:17	NP
1,3-Dichlorobenzene	BRL	5.0		ug/L	232524	1	11/09/2016 04:17	NP
1,4-Dichlorobenzene	BRL	5.0		ug/L	232524	1	11/09/2016 04:17	NP
1,4-Dioxane	BRL	150		ug/L	232524	1	11/09/2016 04:17	NP
2-Butanone	BRL	50		ug/L	232524	1	11/09/2016 04:17	NP
2-Hexanone	BRL	10		ug/L	232524	1	11/09/2016 04:17	NP
4-Methyl-2-pentanone	BRL	10		ug/L	232524	1	11/09/2016 04:17	NP
Acetone	BRL	50		ug/L	232524	1	11/09/2016 04:17	NP
Benzene	BRL	5.0		ug/L	232524	1	11/09/2016 04:17	NP
Bromodichloromethane	BRL	5.0		ug/L	232524	1	11/09/2016 04:17	NP
Bromoform	BRL	5.0		ug/L	232524	1	11/09/2016 04:17	NP
Bromomethane	BRL	5.0		ug/L	232524	1	11/09/2016 04:17	NP
Carbon disulfide	BRL	5.0		ug/L	232524	1	11/09/2016 04:17	NP
Carbon tetrachloride	BRL	5.0		ug/L	232524	1	11/09/2016 04:17	NP
Chlorobenzene	BRL	5.0		ug/L	232524	1	11/09/2016 04:17	NP
Chloroethane	BRL	10		ug/L	232524	1	11/09/2016 04:17	NP
Chloroform	6.6	5.0		ug/L	232524	1	11/09/2016 04:17	NP
Chloromethane	BRL	10		ug/L	232524	1	11/09/2016 04:17	NP
cis-1,2-Dichloroethene	150	5.0		ug/L	232524	1	11/09/2016 04:17	NP
cis-1,3-Dichloropropene	BRL	5.0		ug/L	232524	1	11/09/2016 04:17	NP
Cyclohexane	BRL	5.0		ug/L	232524	1	11/09/2016 04:17	NP
Dibromochloromethane	BRL	5.0		ug/L	232524	1	11/09/2016 04:17	NP
Dichlorodifluoromethane	BRL	10		ug/L	232524	1	11/09/2016 04:17	NP
Ethylbenzene	BRL	5.0		ug/L	232524	1	11/09/2016 04:17	NP
Freon-113	BRL	10		ug/L	232524	1	11/09/2016 04:17	NP
Isopropylbenzene	BRL	5.0		ug/L	232524	1	11/09/2016 04:17	NP
m,p-Xylene	BRL	5.0		ug/L	232524	1	11/09/2016 04:17	NP
Methyl acetate	BRL	5.0		ug/L	232524	1	11/09/2016 04:17	NP
Methyl tert-butyl ether	BRL	5.0		ug/L	232524	1	11/09/2016 04:17	NP
Methylcyclohexane	BRL	5.0		ug/L	232524	1	11/09/2016 04:17	NP
Methylene chloride	BRL	5.0		ug/L	232524	1	11/09/2016 04:17	NP

Qualifiers:

- * Value exceeds maximum contaminant level
- BRL Below reporting limit
- H Holding times for preparation or analysis exceeded
- N Analyte not NELAC certified
- B Analyte detected in the associated method blank
- > Greater than Result value

- E Estimated (value above quantitation range)
- S Spike Recovery outside limits due to matrix
- Narr See case narrative
- NC Not confirmed
- < Less than Result value
- J Estimated value detected below Reporting Limit

Analytical Environmental Services, Inc

Date: 10-Nov-16

Client: Environmental Management Associates, LLC	Client Sample ID: DUP
Project Name: Southern States	Collection Date: 11/2/2016
Lab ID: 1611262-013	Matrix: Groundwater

Analyses	Result	Reporting Limit	Qual	Units	BatchID	Dilution Factor	Date Analyzed	Analyst
Volatile Organic Compounds by GC/MS SW8260B (SW5030B)								
o-Xylene	BRL	5.0		ug/L	232524	1	11/09/2016 04:17	NP
Styrene	BRL	5.0		ug/L	232524	1	11/09/2016 04:17	NP
Tetrachloroethene	BRL	5.0		ug/L	232524	1	11/09/2016 04:17	NP
Toluene	BRL	5.0		ug/L	232524	1	11/09/2016 04:17	NP
trans-1,2-Dichloroethene	BRL	5.0		ug/L	232524	1	11/09/2016 04:17	NP
trans-1,3-Dichloropropene	BRL	5.0		ug/L	232524	1	11/09/2016 04:17	NP
Trichloroethene	860	50		ug/L	232524	10	11/09/2016 04:43	NP
Trichlorofluoromethane	BRL	5.0		ug/L	232524	1	11/09/2016 04:17	NP
Vinyl chloride	11	2.0		ug/L	232524	1	11/09/2016 04:17	NP
1,2-Dichloroethene, Total	150	5.0		ug/L	232524	1	11/09/2016 04:17	NP
Xylenes, Total	BRL	5.0		ug/L	232524	1	11/09/2016 04:17	NP
Surr: 4-Bromofluorobenzene	88.2	70.7-125		%REC	232524	1	11/09/2016 04:17	NP
Surr: 4-Bromofluorobenzene	93.8	70.7-125		%REC	232524	10	11/09/2016 04:43	NP
Surr: Dibromofluoromethane	108	82.2-120		%REC	232524	1	11/09/2016 04:17	NP
Surr: Dibromofluoromethane	107	82.2-120		%REC	232524	10	11/09/2016 04:43	NP
Surr: Toluene-d8	98.3	81.8-120		%REC	232524	1	11/09/2016 04:17	NP
Surr: Toluene-d8	102	81.8-120		%REC	232524	10	11/09/2016 04:43	NP

Qualifiers:

- * Value exceeds maximum contaminant level
- BRL Below reporting limit
- H Holding times for preparation or analysis exceeded
- N Analyte not NELAC certified
- B Analyte detected in the associated method blank
- > Greater than Result value

- E Estimated (value above quantitation range)
- S Spike Recovery outside limits due to matrix
- Narr See case narrative
- NC Not confirmed
- < Less than Result value
- J Estimated value detected below Reporting Limit

Analytical Environmental Services, Inc.

Sample/Cooler Receipt Checklist

Client EMA/JS

Work Order Number 1611262

Checklist completed by [Signature] Date 11/3/16

Carrier name: FedEx UPS Courier Client US Mail Other

Shipping container/cooler in good condition? Yes No Not Present
Custody seals intact on shipping container/cooler? Yes No Not Present
Custody seals intact on sample bottles? Yes No Not Present
Container/Temp Blank temperature in compliance? (0°≤6°C)* Yes No

Cooler #1 2 8 Cooler #2 _____ Cooler #3 _____ Cooler #4 _____ Cooler#5 _____ Cooler #6 _____

Chain of custody present? Yes No
Chain of custody signed when relinquished and received? Yes No
Chain of custody agrees with sample labels? Yes No 12/11/3/16
Samples in proper container/bottle? Yes No
Sample containers intact? Yes No
Sufficient sample volume for indicated test? Yes No
All samples received within holding time? Yes No
Was TAT marked on the COC? Yes No
Proceed with Standard TAT as per project history? Yes No Not Applicable
Water - VOA vials have zero headspace? No VOA vials submitted Yes No
Water - pH acceptable upon receipt? Yes No Not Applicable

Adjusted? _____ Checked by _____
Sample Condition: Good Other(Explain) _____
(For diffusive samples or AIHA lead) Is a known blank included? Yes No

See Case Narrative for resolution of the Non-Conformance.

* Samples do not have to comply with the given range for certain parameters.

Client: Environmental Management Associates, LLC
 Project Name: Southern States
 Lab Order: 1611262

Dates Report

Lab Sample ID	Client Sample ID	Collection Date	Matrix	Test Name	TCLP Date	Prep Date	Analysis Date
1611262-001A	MW-9	11/2/2016 9:55:00AM	Groundwater	Volatile Organic Compounds by GC/MS		11/8/2016 10:34:00AM	11/08/2016
1611262-002A	MW-13	11/2/2016 2:30:00PM	Groundwater	Volatile Organic Compounds by GC/MS		11/8/2016 10:34:00AM	11/08/2016
1611262-003A	MW-18	11/2/2016 4:15:00PM	Groundwater	Volatile Organic Compounds by GC/MS		11/8/2016 10:34:00AM	11/08/2016
1611262-004A	MW-21	11/2/2016 11:06:00AM	Groundwater	Volatile Organic Compounds by GC/MS		11/8/2016 10:34:00AM	11/08/2016
1611262-004A	MW-21	11/2/2016 11:06:00AM	Groundwater	Volatile Organic Compounds by GC/MS		11/8/2016 10:34:00AM	11/09/2016
1611262-005A	MW-32	11/2/2016 3:48:00PM	Groundwater	Volatile Organic Compounds by GC/MS		11/8/2016 10:34:00AM	11/08/2016
1611262-006A	MW-39	11/2/2016 1:21:00PM	Groundwater	Volatile Organic Compounds by GC/MS		11/8/2016 10:34:00AM	11/08/2016
1611262-007A	MW-40	11/2/2016 12:05:00PM	Groundwater	Volatile Organic Compounds by GC/MS		11/8/2016 10:34:00AM	11/08/2016
1611262-007A	MW-40	11/2/2016 12:05:00PM	Groundwater	Volatile Organic Compounds by GC/MS		11/8/2016 10:34:00AM	11/09/2016
1611262-008A	MW-41	11/2/2016 12:39:00PM	Groundwater	Volatile Organic Compounds by GC/MS		11/8/2016 10:34:00AM	11/09/2016
1611262-009A	TP-1	11/2/2016 11:32:00AM	Groundwater	Volatile Organic Compounds by GC/MS		11/8/2016 10:34:00AM	11/09/2016
1611262-010A	TP-2	11/2/2016 10:29:00AM	Groundwater	Volatile Organic Compounds by GC/MS		11/8/2016 10:34:00AM	11/09/2016
1611262-011A	TP-3	11/2/2016 3:05:00PM	Groundwater	Volatile Organic Compounds by GC/MS		11/8/2016 10:34:00AM	11/09/2016
1611262-012A	TRIP BLANK	11/3/2016 12:00:00AM	Groundwater	Volatile Organic Compounds by GC/MS		11/8/2016 10:34:00AM	11/08/2016
1611262-013A	DUP	11/2/2016 12:00:00AM	Groundwater	Volatile Organic Compounds by GC/MS		11/8/2016 10:34:00AM	11/09/2016

Client: Environmental Management Associates, LLC
Project Name: Southern States
Workorder: 1611262

ANALYTICAL QC SUMMARY REPORT

BatchID: 232524

Sample ID: MB-232524	Client ID:	Units: ug/L	Prep Date: 11/08/2016	Run No: 329348							
Sample Type: MBLK	TestCode: Volatile Organic Compounds by GC/MS SW8260B	BatchID: 232524	Analysis Date: 11/08/2016	Seq No: 7153073							
Analyte	Result	RPT Limit	SPK value	SPK Ref Val	%REC	Low Limit	High Limit	RPD Ref Val	%RPD	RPD Limit	Qual

1,1,1-Trichloroethane	BRL	5.0									
1,1,2,2-Tetrachloroethane	BRL	5.0									
1,1,2-Trichloroethane	BRL	5.0									
1,1-Dichloroethane	BRL	5.0									
1,1-Dichloroethene	BRL	5.0									
1,2,4-Trichlorobenzene	BRL	5.0									
1,2-Dibromo-3-chloropropane	BRL	5.0									
1,2-Dibromoethane	BRL	5.0									
1,2-Dichlorobenzene	BRL	5.0									
1,2-Dichloroethane	BRL	5.0									
1,2-Dichloroethene, Total	BRL	5.0									
1,2-Dichloropropane	BRL	5.0									
1,3-Dichlorobenzene	BRL	5.0									
1,4-Dichlorobenzene	BRL	5.0									
1,4-Dioxane	BRL	150									
2-Butanone	BRL	50									
2-Hexanone	BRL	10									
4-Methyl-2-pentanone	BRL	10									
Acetone	BRL	50									
Benzene	BRL	5.0									
Bromodichloromethane	BRL	5.0									
Bromoform	BRL	5.0									
Bromomethane	BRL	5.0									
Carbon disulfide	BRL	5.0									
Carbon tetrachloride	BRL	5.0									
Chlorobenzene	BRL	5.0									
Chloroethane	BRL	10									

Qualifiers:	>	Greater than Result value	<	Less than Result value	B	Analyte detected in the associated method blank
	BRL	Below reporting limit	E	Estimated (value above quantitation range)	H	Holding times for preparation or analysis exceeded
	J	Estimated value detected below Reporting Limit	N	Analyte not NELAC certified	R	RPD outside limits due to matrix
	Rpt Lim	Reporting Limit	S	Spike Recovery outside limits due to matrix		

Client: Environmental Management Associates, LLC
Project Name: Southern States
Workorder: 1611262

ANALYTICAL QC SUMMARY REPORT

BatchID: 232524

Sample ID: MB-232524	Client ID:	Units: ug/L	Prep Date: 11/08/2016	Run No: 329348							
SampleType: MBLK	TestCode: Volatile Organic Compounds by GC/MS SW8260B	BatchID: 232524	Analysis Date: 11/08/2016	Seq No: 7153073							
Analyte	Result	RPT Limit	SPK value	SPK Ref Val	%REC	Low Limit	High Limit	RPD Ref Val	%RPD	RPD Limit	Qual

Analyte	Result	RPT Limit	SPK value	SPK Ref Val	%REC	Low Limit	High Limit	RPD Ref Val	%RPD	RPD Limit	Qual
Chloroform	BRL	5.0									
Chloromethane	BRL	10									
cis-1,2-Dichloroethene	BRL	5.0									
cis-1,3-Dichloropropene	BRL	5.0									
Cyclohexane	BRL	5.0									
Dibromochloromethane	BRL	5.0									
Dichlorodifluoromethane	BRL	10									
Ethylbenzene	BRL	5.0									
Freon-113	BRL	10									
Isopropylbenzene	BRL	5.0									
m,p-Xylene	BRL	5.0									
Methyl acetate	BRL	5.0									
Methyl tert-butyl ether	BRL	5.0									
Methylcyclohexane	BRL	5.0									
Methylene chloride	BRL	5.0									
o-Xylene	BRL	5.0									
Styrene	BRL	5.0									
Tetrachloroethene	BRL	5.0									
Toluene	BRL	5.0									
trans-1,2-Dichloroethene	BRL	5.0									
trans-1,3-Dichloropropene	BRL	5.0									
Trichloroethene	BRL	5.0									
Trichlorofluoromethane	BRL	5.0									
Vinyl chloride	BRL	2.0									
Xylenes, Total	BRL	5.0									
Surr: 4-Bromofluorobenzene	42.39	0	50.00		84.8	70.7	125				
Surr: Dibromofluoromethane	54.43	0	50.00		109	82.2	120				

Qualifiers:	>	Greater than Result value	<	Less than Result value	B	Analyte detected in the associated method blank
	BRL	Below reporting limit	E	Estimated (value above quantitation range)	H	Holding times for preparation or analysis exceeded
	J	Estimated value detected below Reporting Limit	N	Analyte not NELAC certified	R	RPD outside limits due to matrix
	Rpt Lim	Reporting Limit	S	Spike Recovery outside limits due to matrix		

Client: Environmental Management Associates, LLC
Project Name: Southern States
Workorder: 1611262

ANALYTICAL QC SUMMARY REPORT

BatchID: 232524

Sample ID: MB-232524	Client ID:	Units: ug/L	Prep Date: 11/08/2016	Run No: 329348							
SampleType: MBLK	TestCode: Volatile Organic Compounds by GC/MS SW8260B	BatchID: 232524	Analysis Date: 11/08/2016	Seq No: 7153073							
Analyte	Result	RPT Limit	SPK value	SPK Ref Val	%REC	Low Limit	High Limit	RPD Ref Val	%RPD	RPD Limit	Qual

Surr: Toluene-d8 47.46 0 50.00 94.9 81.8 120

Sample ID: LCS-232524	Client ID:	Units: ug/L	Prep Date: 11/08/2016	Run No: 329348							
SampleType: LCS	TestCode: Volatile Organic Compounds by GC/MS SW8260B	BatchID: 232524	Analysis Date: 11/08/2016	Seq No: 7153072							
Analyte	Result	RPT Limit	SPK value	SPK Ref Val	%REC	Low Limit	High Limit	RPD Ref Val	%RPD	RPD Limit	Qual

1,1-Dichloroethene 52.83 5.0 50.00 106 65.3 137
 Benzene 50.69 5.0 50.00 101 74.9 123
 Chlorobenzene 47.93 5.0 50.00 95.9 73.9 124
 Toluene 51.16 5.0 50.00 102 75 124
 Trichloroethene 48.00 5.0 50.00 96.0 73.1 128
 Surr: 4-Bromofluorobenzene 45.04 0 50.00 90.1 70.7 125
 Surr: Dibromofluoromethane 52.08 0 50.00 104 82.2 120
 Surr: Toluene-d8 47.24 0 50.00 94.5 81.8 120

Sample ID: 1611261-001AMS	Client ID:	Units: ug/L	Prep Date: 11/08/2016	Run No: 329348							
SampleType: MS	TestCode: Volatile Organic Compounds by GC/MS SW8260B	BatchID: 232524	Analysis Date: 11/08/2016	Seq No: 7154364							
Analyte	Result	RPT Limit	SPK value	SPK Ref Val	%REC	Low Limit	High Limit	RPD Ref Val	%RPD	RPD Limit	Qual

1,1-Dichloroethene 61.94 5.0 50.00 124 60 150
 Benzene 57.30 5.0 50.00 115 70.1 132
 Chlorobenzene 51.46 5.0 50.00 103 70.9 131
 Toluene 59.72 5.0 50.00 1.170 117 70.1 133
 Trichloroethene 55.06 5.0 50.00 110 70 136
 Surr: 4-Bromofluorobenzene 47.03 0 50.00 94.1 70.7 125
 Surr: Dibromofluoromethane 50.84 0 50.00 102 82.2 120
 Surr: Toluene-d8 48.80 0 50.00 97.6 81.8 120

Qualifiers: > Greater than Result value < Less than Result value B Analyte detected in the associated method blank
 BRL Below reporting limit E Estimated (value above quantitation range) H Holding times for preparation or analysis exceeded
 J Estimated value detected below Reporting Limit N Analyte not NELAC certified R RPD outside limits due to matrix
 Rpt Lim Reporting Limit S Spike Recovery outside limits due to matrix

Client: Environmental Management Associates, LLC
Project Name: Southern States
Workorder: 1611262

ANALYTICAL QC SUMMARY REPORT

BatchID: 232524

Sample ID: 1611261-001AMSD	Client ID:	Units: ug/L	Prep Date: 11/08/2016	Run No: 329348							
SampleType: MSD	TestCode: Volatile Organic Compounds by GC/MS SW8260B	BatchID: 232524	Analysis Date: 11/08/2016	Seq No: 7154365							
Analyte	Result	RPT Limit	SPK value	SPK Ref Val	%REC	Low Limit	High Limit	RPD Ref Val	%RPD	RPD Limit	Qual

1,1-Dichloroethene	65.21	5.0	50.00		130	60	150	61.94	5.14	17.7	
Benzene	57.23	5.0	50.00		114	70.1	132	57.30	0.122	20	
Chlorobenzene	50.27	5.0	50.00		101	70.9	131	51.46	2.34	20	
Toluene	59.26	5.0	50.00	1.170	116	70.1	133	59.72	0.773	20	
Trichloroethene	54.85	5.0	50.00		110	70	136	55.06	0.382	20	
Surr: 4-Bromofluorobenzene	43.68	0	50.00		87.4	70.7	125	47.03	0	0	
Surr: Dibromofluoromethane	52.67	0	50.00		105	82.2	120	50.84	0	0	
Surr: Toluene-d8	48.91	0	50.00		97.8	81.8	120	48.80	0	0	

Qualifiers:	>	Greater than Result value	<	Less than Result value	B	Analyte detected in the associated method blank
	BRL	Below reporting limit	E	Estimated (value above quantitation range)	H	Holding times for preparation or analysis exceeded
	J	Estimated value detected below Reporting Limit	N	Analyte not NELAC certified	R	RPD outside limits due to matrix
	Rpt Lim	Reporting Limit	S	Spike Recovery outside limits due to matrix		



November 11, 2016

John Schwaller
Environmental Management Associates, LLC
5262 Belle Wood Ct.
Buford GA 30518

TEL: (770) 271-4628
FAX: (770) 271-8944

RE: Southern States

Dear John Schwaller:

Order No: 1611260

Analytical Environmental Services, Inc. received 1 samples on 11/3/2016 9:07:00 AM for the analyses presented in following report.

No problems were encountered during the analyses. Additionally, all results for the associated Quality Control samples were within EPA and/or AES established limits. Any discrepancies associated with the analyses contained herein will be noted and submitted in the form of a project Case Narrative.

AES's accreditations are as follows:

- NELAC/Florida State Laboratory ID E87582 for analysis of Non-Potable Water, Solid & Chemical Materials, and Drinking Water Microbiology, effective 07/01/16-06/30/17.
- NELAC/Louisiana Agency Interest No. 100818 for or analysis of Non-Potable Water and Solid & Chemical Materials, effective 07/01/16-06/30/17.
- NELAC/Texas Certificate No. T104704509-16-6 for or analysis of Non-Potable Water and Solid & Chemical Materials, effective 03/01/16-02/28/17.
- AIHA-LAP, LLC Laboratory ID: 100671 for Industrial Hygiene samples (Organics, Metals, PCM Asbestos, Gravimetric), Environmental Lead (Paint, Soil, Dust Wipes, Air), and Environmental Microbiology (Fungal) Direct Examination, effective until 09/01/17.

Mirzeta Kararic
Project Manager

Analytical Environmental Services, Inc

Date: 11-Nov-16

Client: Environmental Management Associates, LLC	Client Sample ID: MW-13
Project Name: Southern States	Collection Date: 11/2/2016 2:30:00 PM
Lab ID: 1611260-001	Matrix: Groundwater

Analyses	Result	Reporting Limit	Qual	Units	BatchID	Dilution Factor	Date Analyzed	Analyst
Turbidity E180.1								
Turbidity	93.4	5.00		NTU	R329162	5	11/03/2016 17:45	CG
METALS, DISSOLVED SW6010D					(SW3005A)			
Lead	BRL	0.0100		mg/L	232502	1	11/09/2016 20:27	IO
METALS, TOTAL SW6010D					(SW3010A)			
Lead	0.0577	0.0100		mg/L	232338	1	11/08/2016 00:02	IO

Qualifiers:

- * Value exceeds maximum contaminant level
- BRL Below reporting limit
- H Holding times for preparation or analysis exceeded
- N Analyte not NELAC certified
- B Analyte detected in the associated method blank
- > Greater than Result value

- E Estimated (value above quantitation range)
- S Spike Recovery outside limits due to matrix
- Narr See case narrative
- NC Not confirmed
- < Less than Result value
- J Estimated value detected below Reporting Limit

Analytical Environmental Services, Inc.

Sample/Cooler Receipt Checklist

Client EMA/JS Work Order Number 1611260

Checklist completed by [Signature] Date 11/3/10

Carrier name: FedEx UPS Courier Client US Mail Other

- Shipping container/cooler in good condition? Yes No Not Present
- Custody seals intact on shipping container/cooler? Yes No Not Present
- Custody seals intact on sample bottles? Yes No Not Present
- Container/Temp Blank temperature in compliance? (0°≤6°C)* Yes No

Cooler #1 2 Cooler #2 8 Cooler #3 _____ Cooler #4 _____ Cooler #5 _____ Cooler #6 _____

- Chain of custody present? Yes No
- Chain of custody signed when relinquished and received? Yes No
- Chain of custody agrees with sample labels? Yes No
- Samples in proper container/bottle? Yes No
- Sample containers intact? Yes No
- Sufficient sample volume for indicated test? Yes No
- All samples received within holding time? Yes No
- Was TAT marked on the COC? Yes No
- Proceed with Standard TAT as per project history? Yes No Not Applicable
- Water - VOA vials have zero headspace? No VOA vials submitted Yes No
- Water - pH acceptable upon receipt? Yes No Not Applicable

Adjusted? _____ Checked by [Signature]
Sample Condition: Good Other(Explain) _____

(For diffusive samples or AIHA lead) Is a known blank included? Yes No

See Case Narrative for resolution of the Non-Conformance.

* Samples do not have to comply with the given range for certain parameters.

Client: Environmental Management Associates, LLC
Project Name: Southern States
Workorder: 1611260

ANALYTICAL QC SUMMARY REPORT

BatchID: 232338

Sample ID: MB-232338	Client ID:	Units: mg/L	Prep Date: 11/05/2016	Run No: 329245							
SampleType: MBLK	TestCode: METALS, TOTAL SW6010D	BatchID: 232338	Analysis Date: 11/07/2016	Seq No: 7149877							
Analyte	Result	RPT Limit	SPK value	SPK Ref Val	%REC	Low Limit	High Limit	RPD Ref Val	%RPD	RPD Limit	Qual

Lead BRL 0.0100

Sample ID: LCS-232338	Client ID:	Units: mg/L	Prep Date: 11/05/2016	Run No: 329245							
SampleType: LCS	TestCode: METALS, TOTAL SW6010D	BatchID: 232338	Analysis Date: 11/07/2016	Seq No: 7149878							
Analyte	Result	RPT Limit	SPK value	SPK Ref Val	%REC	Low Limit	High Limit	RPD Ref Val	%RPD	RPD Limit	Qual

Lead 1.006 0.0100 1.000 101 80 120

Sample ID: 1611049-001BMS	Client ID:	Units: mg/L	Prep Date: 11/05/2016	Run No: 329245							
SampleType: MS	TestCode: METALS, TOTAL SW6010D	BatchID: 232338	Analysis Date: 11/07/2016	Seq No: 7149882							
Analyte	Result	RPT Limit	SPK value	SPK Ref Val	%REC	Low Limit	High Limit	RPD Ref Val	%RPD	RPD Limit	Qual

Lead 0.9642 0.0100 1.000 96.4 75 125

Sample ID: 1611049-001BMSD	Client ID:	Units: mg/L	Prep Date: 11/05/2016	Run No: 329245							
SampleType: MSD	TestCode: METALS, TOTAL SW6010D	BatchID: 232338	Analysis Date: 11/07/2016	Seq No: 7149883							
Analyte	Result	RPT Limit	SPK value	SPK Ref Val	%REC	Low Limit	High Limit	RPD Ref Val	%RPD	RPD Limit	Qual

Lead 0.9601 0.0100 1.000 96.0 75 125 0.9642 0.423 20

Qualifiers: > Greater than Result value < Less than Result value B Analyte detected in the associated method blank
 BRL Below reporting limit E Estimated (value above quantitation range) H Holding times for preparation or analysis exceeded
 J Estimated value detected below Reporting Limit N Analyte not NELAC certified R RPD outside limits due to matrix
 Rpt Lim Reporting Limit S Spike Recovery outside limits due to matrix

Client: Environmental Management Associates, LLC
Project Name: Southern States
Workorder: 1611260

ANALYTICAL QC SUMMARY REPORT

BatchID: 232502

Sample ID: MB-232502	Client ID:	Units: mg/L	Prep Date: 11/09/2016	Run No: 329496							
SampleType: MBLK	TestCode: METALS, DISSOLVED SW6010D	BatchID: 232502	Analysis Date: 11/09/2016	Seq No: 7157066							
Analyte	Result	RPT Limit	SPK value	SPK Ref Val	%REC	Low Limit	High Limit	RPD Ref Val	%RPD	RPD Limit	Qual

Lead BRL 0.0100

Sample ID: LCS-232502	Client ID:	Units: mg/L	Prep Date: 11/09/2016	Run No: 329496							
SampleType: LCS	TestCode: METALS, DISSOLVED SW6010D	BatchID: 232502	Analysis Date: 11/09/2016	Seq No: 7157067							
Analyte	Result	RPT Limit	SPK value	SPK Ref Val	%REC	Low Limit	High Limit	RPD Ref Val	%RPD	RPD Limit	Qual

Lead 0.9589 0.0100 1.000 95.9 80 120

Sample ID: 1611367-002DMS	Client ID:	Units: mg/L	Prep Date: 11/09/2016	Run No: 329496							
SampleType: MS	TestCode: METALS, DISSOLVED SW6010D	BatchID: 232502	Analysis Date: 11/09/2016	Seq No: 7157071							
Analyte	Result	RPT Limit	SPK value	SPK Ref Val	%REC	Low Limit	High Limit	RPD Ref Val	%RPD	RPD Limit	Qual

Lead 0.9981 0.0100 1.000 99.8 75 125

Sample ID: 1611367-002DMSD	Client ID:	Units: mg/L	Prep Date: 11/09/2016	Run No: 329496							
SampleType: MSD	TestCode: METALS, DISSOLVED SW6010D	BatchID: 232502	Analysis Date: 11/09/2016	Seq No: 7157072							
Analyte	Result	RPT Limit	SPK value	SPK Ref Val	%REC	Low Limit	High Limit	RPD Ref Val	%RPD	RPD Limit	Qual

Lead 0.9657 0.0100 1.000 96.6 75 125 0.9981 3.29 20

Qualifiers: > Greater than Result value < Less than Result value B Analyte detected in the associated method blank
 BRL Below reporting limit E Estimated (value above quantitation range) H Holding times for preparation or analysis exceeded
 J Estimated value detected below Reporting Limit N Analyte not NELAC certified R RPD outside limits due to matrix
 Rpt Lim Reporting Limit S Spike Recovery outside limits due to matrix

Client: Environmental Management Associates, LLC
Project Name: Southern States
Workorder: 1611260

ANALYTICAL QC SUMMARY REPORT

BatchID: R329162

Sample ID: MB-R329162	Client ID:	Units: NTU	Prep Date:	Run No: 329162							
SampleType: MBLK	TestCode: Turbidity E180.1	BatchID: R329162	Analysis Date: 11/03/2016	Seq No: 7147799							
Analyte	Result	RPT Limit	SPK value	SPK Ref Val	%REC	Low Limit	High Limit	RPD Ref Val	%RPD	RPD Limit	Qual

Turbidity BRL 1.00

Sample ID: LCS-R329162	Client ID:	Units: NTU	Prep Date:	Run No: 329162							
SampleType: LCS	TestCode: Turbidity E180.1	BatchID: R329162	Analysis Date: 11/03/2016	Seq No: 7147800							
Analyte	Result	RPT Limit	SPK value	SPK Ref Val	%REC	Low Limit	High Limit	RPD Ref Val	%RPD	RPD Limit	Qual

Turbidity 5.360 1.00 5.000 107 90 110

Sample ID: 1611260-001BDUP	Client ID: MW-13	Units: NTU	Prep Date:	Run No: 329162							
SampleType: DUP	TestCode: Turbidity E180.1	BatchID: R329162	Analysis Date: 11/03/2016	Seq No: 7147840							
Analyte	Result	RPT Limit	SPK value	SPK Ref Val	%REC	Low Limit	High Limit	RPD Ref Val	%RPD	RPD Limit	Qual

Turbidity 91.15 5.00 93.35 2.38 30

Qualifiers: > Greater than Result value < Less than Result value B Analyte detected in the associated method blank
 BRL Below reporting limit E Estimated (value above quantitation range) H Holding times for preparation or analysis exceeded
 J Estimated value detected below Reporting Limit N Analyte not NELAC certified R RPD outside limits due to matrix
 Rpt Lim Reporting Limit S Spike Recovery outside limits due to matrix



November 10, 2016

John Schwaller
Environmental Management Associates, LLC
5262 Belle Wood Ct.
Buford GA 30518

TEL: (770) 271-4628
FAX: (770) 271-8944

RE: Southern States

Dear John Schwaller:

Order No: 1611261

Analytical Environmental Services, Inc. received 2 samples on 11/3/2016 9:07:00 AM for the analyses presented in following report.

No problems were encountered during the analyses. Additionally, all results for the associated Quality Control samples were within EPA and/or AES established limits. Any discrepancies associated with the analyses contained herein will be noted and submitted in the form of a project Case Narrative.

AES's accreditations are as follows:

- NELAC/Florida State Laboratory ID E87582 for analysis of Non-Potable Water, Solid & Chemical Materials, and Drinking Water Microbiology, effective 07/01/16-06/30/17.
- NELAC/Louisiana Agency Interest No. 100818 for or analysis of Non-Potable Water and Solid & Chemical Materials, effective 07/01/16-06/30/17.
- NELAC/Texas Certificate No. T104704509-16-6 for or analysis of Non-Potable Water and Solid & Chemical Materials, effective 03/01/16-02/28/17.
- AIHA-LAP, LLC Laboratory ID: 100671 for Industrial Hygiene samples (Organics, Metals, PCM Asbestos, Gravimetric), Environmental Lead (Paint, Soil, Dust Wipes, Air), and Environmental Microbiology (Fungal) Direct Examination, effective until 09/01/17.

Mirzeta Kararic
Project Manager



COMPANY: EMA/JS		ADDRESS:					ANALYSIS REQUESTED										Visit our website www.aesatlanta.com to check on the status of your results, place bottle orders, etc.		No # of Containers
PHONE:		FAX:					PRESERVATION (See codes)												
SAMPLED BY: J. Schwaller		SIGNATURE: 					TEL 1661 1 H										REMARKS		
#	SAMPLE ID	SAMPLED		Grab	Composite	Matrix (See codes)													
		DATE	TIME																
1	SW-1	11/2	1635	X		SW	X												
2	SW-2	11/2	1648	X		SW	X												
3																	INCLUDE		
4																	1,4 DIOXANE		
5																			
6																			
7																			
8																			
9																			
10																			
11																			
12																			
13																			
14																			
RELINQUISHED BY		DATE/TIME		RECEIVED BY		DATE/TIME		PROJECT INFORMATION										RECEIPT	
1:		11/3/14 0905		1: Jessica Amity		11/3/14 9:07 am		PROJECT NAME: SOUTHERN STATES										Total # of Containers	
2:				2:				PROJECT #:										<input checked="" type="checkbox"/> Turnaround Time Request	
3:				3:				SITE ADDRESS:										Standard 5 Business Days	
								SEND REPORT TO: schwaller										2 Business Day Rush	
SPECIAL INSTRUCTIONS/COMMENTS:				SHIPMENT METHOD				INVOICE TO:										Next Business Day Rush	
				OUT VIA:				(IF DIFFERENT FROM ABOVE)										Same Day Rush (auth req)	
				IN VIA:				QUOTE #:										Other	
				CLIENT		FedEx UPS MAIL COURIER		PO#:										STATE PROGRAM (if any):	
				GREYHOUND OTHER														E-mail? Y/N; Fax? Y/N	
																		DATA PACKAGE: I II III IV	

SAMPLES RECEIVED AFTER 3PM OR ON SATURDAY ARE CONSIDERED RECEIVED THE NEXT BUSINESS DAY. IF TURNAROUND TIME IS NOT INDICATED, AES WILL PROCEED WITH STANDARD TAT OF SAMPLES. SAMPLES ARE DISPOSED 30 DAYS AFTER REPORT COMPLETION UNLESS OTHER ARRANGEMENTS ARE MADE.

Client: Environmental Management Associates, LLC	Client Sample ID: SW-1
Project Name: Southern States	Collection Date: 11/2/2016 4:35:00 PM
Lab ID: 1611261-001	Matrix: Surface Water

Analyses	Result	Reporting Limit	Qual	Units	BatchID	Dilution Factor	Date Analyzed	Analyst
Volatile Organic Compounds by GC/MS SW8260B (SW5030B)								
1,1,1-Trichloroethane	BRL	5.0		ug/L	232524	1	11/08/2016 17:30	NP
1,1,2,2-Tetrachloroethane	BRL	5.0		ug/L	232524	1	11/08/2016 17:30	NP
1,1,2-Trichloroethane	BRL	5.0		ug/L	232524	1	11/08/2016 17:30	NP
1,1-Dichloroethane	BRL	5.0		ug/L	232524	1	11/08/2016 17:30	NP
1,1-Dichloroethene	BRL	5.0		ug/L	232524	1	11/08/2016 17:30	NP
1,2,4-Trichlorobenzene	BRL	5.0		ug/L	232524	1	11/08/2016 17:30	NP
1,2-Dibromo-3-chloropropane	BRL	5.0		ug/L	232524	1	11/08/2016 17:30	NP
1,2-Dibromoethane	BRL	5.0		ug/L	232524	1	11/08/2016 17:30	NP
1,2-Dichlorobenzene	BRL	5.0		ug/L	232524	1	11/08/2016 17:30	NP
1,2-Dichloroethane	BRL	5.0		ug/L	232524	1	11/08/2016 17:30	NP
1,2-Dichloropropane	BRL	5.0		ug/L	232524	1	11/08/2016 17:30	NP
1,3-Dichlorobenzene	BRL	5.0		ug/L	232524	1	11/08/2016 17:30	NP
1,4-Dichlorobenzene	BRL	5.0		ug/L	232524	1	11/08/2016 17:30	NP
1,4-Dioxane	BRL	150		ug/L	232524	1	11/08/2016 17:30	NP
2-Butanone	BRL	50		ug/L	232524	1	11/08/2016 17:30	NP
2-Hexanone	BRL	10		ug/L	232524	1	11/08/2016 17:30	NP
4-Methyl-2-pentanone	BRL	10		ug/L	232524	1	11/08/2016 17:30	NP
Acetone	BRL	50		ug/L	232524	1	11/08/2016 17:30	NP
Benzene	BRL	5.0		ug/L	232524	1	11/08/2016 17:30	NP
Bromodichloromethane	BRL	5.0		ug/L	232524	1	11/08/2016 17:30	NP
Bromoform	BRL	5.0		ug/L	232524	1	11/08/2016 17:30	NP
Bromomethane	BRL	5.0		ug/L	232524	1	11/08/2016 17:30	NP
Carbon disulfide	BRL	5.0		ug/L	232524	1	11/08/2016 17:30	NP
Carbon tetrachloride	BRL	5.0		ug/L	232524	1	11/08/2016 17:30	NP
Chlorobenzene	BRL	5.0		ug/L	232524	1	11/08/2016 17:30	NP
Chloroethane	BRL	10		ug/L	232524	1	11/08/2016 17:30	NP
Chloroform	BRL	5.0		ug/L	232524	1	11/08/2016 17:30	NP
Chloromethane	BRL	10		ug/L	232524	1	11/08/2016 17:30	NP
cis-1,2-Dichloroethene	BRL	5.0		ug/L	232524	1	11/08/2016 17:30	NP
cis-1,3-Dichloropropene	BRL	5.0		ug/L	232524	1	11/08/2016 17:30	NP
Cyclohexane	BRL	5.0		ug/L	232524	1	11/08/2016 17:30	NP
Dibromochloromethane	BRL	5.0		ug/L	232524	1	11/08/2016 17:30	NP
Dichlorodifluoromethane	BRL	10		ug/L	232524	1	11/08/2016 17:30	NP
Ethylbenzene	BRL	5.0		ug/L	232524	1	11/08/2016 17:30	NP
Freon-113	BRL	10		ug/L	232524	1	11/08/2016 17:30	NP
Isopropylbenzene	BRL	5.0		ug/L	232524	1	11/08/2016 17:30	NP
m,p-Xylene	BRL	5.0		ug/L	232524	1	11/08/2016 17:30	NP
Methyl acetate	BRL	5.0		ug/L	232524	1	11/08/2016 17:30	NP
Methyl tert-butyl ether	BRL	5.0		ug/L	232524	1	11/08/2016 17:30	NP
Methylcyclohexane	BRL	5.0		ug/L	232524	1	11/08/2016 17:30	NP
Methylene chloride	BRL	5.0		ug/L	232524	1	11/08/2016 17:30	NP

Qualifiers:

- * Value exceeds maximum contaminant level
- BRL Below reporting limit
- H Holding times for preparation or analysis exceeded
- N Analyte not NELAC certified
- B Analyte detected in the associated method blank
- > Greater than Result value

- E Estimated (value above quantitation range)
- S Spike Recovery outside limits due to matrix
- Narr See case narrative
- NC Not confirmed
- < Less than Result value
- J Estimated value detected below Reporting Limit

Analytical Environmental Services, Inc

Date: 10-Nov-16

Client: Environmental Management Associates, LLC	Client Sample ID: SW-1
Project Name: Southern States	Collection Date: 11/2/2016 4:35:00 PM
Lab ID: 1611261-001	Matrix: Surface Water

Analyses	Result	Reporting Limit	Qual	Units	BatchID	Dilution Factor	Date Analyzed	Analyst
Volatile Organic Compounds by GC/MS SW8260B (SW5030B)								
o-Xylene	BRL	5.0		ug/L	232524	1	11/08/2016 17:30	NP
Styrene	BRL	5.0		ug/L	232524	1	11/08/2016 17:30	NP
Tetrachloroethene	BRL	5.0		ug/L	232524	1	11/08/2016 17:30	NP
Toluene	BRL	5.0		ug/L	232524	1	11/08/2016 17:30	NP
trans-1,2-Dichloroethene	BRL	5.0		ug/L	232524	1	11/08/2016 17:30	NP
trans-1,3-Dichloropropene	BRL	5.0		ug/L	232524	1	11/08/2016 17:30	NP
Trichloroethene	BRL	5.0		ug/L	232524	1	11/08/2016 17:30	NP
Trichlorofluoromethane	BRL	5.0		ug/L	232524	1	11/08/2016 17:30	NP
Vinyl chloride	BRL	2.0		ug/L	232524	1	11/08/2016 17:30	NP
1,2-Dichloroethene, Total	BRL	5.0		ug/L	232524	1	11/08/2016 17:30	NP
Xylenes, Total	BRL	5.0		ug/L	232524	1	11/08/2016 17:30	NP
Surr: 4-Bromofluorobenzene	91.9	70.7-125		%REC	232524	1	11/08/2016 17:30	NP
Surr: Dibromofluoromethane	107	82.2-120		%REC	232524	1	11/08/2016 17:30	NP
Surr: Toluene-d8	100	81.8-120		%REC	232524	1	11/08/2016 17:30	NP

Qualifiers:

- * Value exceeds maximum contaminant level
- BRL Below reporting limit
- H Holding times for preparation or analysis exceeded
- N Analyte not NELAC certified
- B Analyte detected in the associated method blank
- > Greater than Result value

- E Estimated (value above quantitation range)
- S Spike Recovery outside limits due to matrix
- Narr See case narrative
- NC Not confirmed
- < Less than Result value
- J Estimated value detected below Reporting Limit

Analytical Environmental Services, Inc

Date: 10-Nov-16

Client: Environmental Management Associates, LLC	Client Sample ID: SW-2
Project Name: Southern States	Collection Date: 11/2/2016 4:48:00 PM
Lab ID: 1611261-002	Matrix: Surface Water

Analyses	Result	Reporting Limit	Qual	Units	BatchID	Dilution Factor	Date Analyzed	Analyst
Volatile Organic Compounds by GC/MS SW8260B (SW5030B)								
1,1,1-Trichloroethane	BRL	5.0		ug/L	232524	1	11/08/2016 18:47	NP
1,1,2,2-Tetrachloroethane	BRL	5.0		ug/L	232524	1	11/08/2016 18:47	NP
1,1,2-Trichloroethane	BRL	5.0		ug/L	232524	1	11/08/2016 18:47	NP
1,1-Dichloroethane	BRL	5.0		ug/L	232524	1	11/08/2016 18:47	NP
1,1-Dichloroethene	BRL	5.0		ug/L	232524	1	11/08/2016 18:47	NP
1,2,4-Trichlorobenzene	BRL	5.0		ug/L	232524	1	11/08/2016 18:47	NP
1,2-Dibromo-3-chloropropane	BRL	5.0		ug/L	232524	1	11/08/2016 18:47	NP
1,2-Dibromoethane	BRL	5.0		ug/L	232524	1	11/08/2016 18:47	NP
1,2-Dichlorobenzene	BRL	5.0		ug/L	232524	1	11/08/2016 18:47	NP
1,2-Dichloroethane	BRL	5.0		ug/L	232524	1	11/08/2016 18:47	NP
1,2-Dichloropropane	BRL	5.0		ug/L	232524	1	11/08/2016 18:47	NP
1,3-Dichlorobenzene	BRL	5.0		ug/L	232524	1	11/08/2016 18:47	NP
1,4-Dichlorobenzene	BRL	5.0		ug/L	232524	1	11/08/2016 18:47	NP
1,4-Dioxane	BRL	150		ug/L	232524	1	11/08/2016 18:47	NP
2-Butanone	BRL	50		ug/L	232524	1	11/08/2016 18:47	NP
2-Hexanone	BRL	10		ug/L	232524	1	11/08/2016 18:47	NP
4-Methyl-2-pentanone	BRL	10		ug/L	232524	1	11/08/2016 18:47	NP
Acetone	BRL	50		ug/L	232524	1	11/08/2016 18:47	NP
Benzene	BRL	5.0		ug/L	232524	1	11/08/2016 18:47	NP
Bromodichloromethane	BRL	5.0		ug/L	232524	1	11/08/2016 18:47	NP
Bromoform	BRL	5.0		ug/L	232524	1	11/08/2016 18:47	NP
Bromomethane	BRL	5.0		ug/L	232524	1	11/08/2016 18:47	NP
Carbon disulfide	BRL	5.0		ug/L	232524	1	11/08/2016 18:47	NP
Carbon tetrachloride	BRL	5.0		ug/L	232524	1	11/08/2016 18:47	NP
Chlorobenzene	BRL	5.0		ug/L	232524	1	11/08/2016 18:47	NP
Chloroethane	BRL	10		ug/L	232524	1	11/08/2016 18:47	NP
Chloroform	BRL	5.0		ug/L	232524	1	11/08/2016 18:47	NP
Chloromethane	BRL	10		ug/L	232524	1	11/08/2016 18:47	NP
cis-1,2-Dichloroethene	BRL	5.0		ug/L	232524	1	11/08/2016 18:47	NP
cis-1,3-Dichloropropene	BRL	5.0		ug/L	232524	1	11/08/2016 18:47	NP
Cyclohexane	BRL	5.0		ug/L	232524	1	11/08/2016 18:47	NP
Dibromochloromethane	BRL	5.0		ug/L	232524	1	11/08/2016 18:47	NP
Dichlorodifluoromethane	BRL	10		ug/L	232524	1	11/08/2016 18:47	NP
Ethylbenzene	BRL	5.0		ug/L	232524	1	11/08/2016 18:47	NP
Freon-113	BRL	10		ug/L	232524	1	11/08/2016 18:47	NP
Isopropylbenzene	BRL	5.0		ug/L	232524	1	11/08/2016 18:47	NP
m,p-Xylene	BRL	5.0		ug/L	232524	1	11/08/2016 18:47	NP
Methyl acetate	BRL	5.0		ug/L	232524	1	11/08/2016 18:47	NP
Methyl tert-butyl ether	BRL	5.0		ug/L	232524	1	11/08/2016 18:47	NP
Methylcyclohexane	BRL	5.0		ug/L	232524	1	11/08/2016 18:47	NP
Methylene chloride	BRL	5.0		ug/L	232524	1	11/08/2016 18:47	NP

Qualifiers:

- * Value exceeds maximum contaminant level
- BRL Below reporting limit
- H Holding times for preparation or analysis exceeded
- N Analyte not NELAC certified
- B Analyte detected in the associated method blank
- > Greater than Result value

- E Estimated (value above quantitation range)
- S Spike Recovery outside limits due to matrix
- Narr See case narrative
- NC Not confirmed
- < Less than Result value
- J Estimated value detected below Reporting Limit

Analytical Environmental Services, Inc

Date: 10-Nov-16

Client: Environmental Management Associates, LLC	Client Sample ID: SW-2
Project Name: Southern States	Collection Date: 11/2/2016 4:48:00 PM
Lab ID: 1611261-002	Matrix: Surface Water

Analyses	Result	Reporting Limit	Qual	Units	BatchID	Dilution Factor	Date Analyzed	Analyst
Volatile Organic Compounds by GC/MS SW8260B (SW5030B)								
o-Xylene	BRL	5.0		ug/L	232524	1	11/08/2016 18:47	NP
Styrene	BRL	5.0		ug/L	232524	1	11/08/2016 18:47	NP
Tetrachloroethene	BRL	5.0		ug/L	232524	1	11/08/2016 18:47	NP
Toluene	BRL	5.0		ug/L	232524	1	11/08/2016 18:47	NP
trans-1,2-Dichloroethene	BRL	5.0		ug/L	232524	1	11/08/2016 18:47	NP
trans-1,3-Dichloropropene	BRL	5.0		ug/L	232524	1	11/08/2016 18:47	NP
Trichloroethene	BRL	5.0		ug/L	232524	1	11/08/2016 18:47	NP
Trichlorofluoromethane	BRL	5.0		ug/L	232524	1	11/08/2016 18:47	NP
Vinyl chloride	BRL	2.0		ug/L	232524	1	11/08/2016 18:47	NP
1,2-Dichloroethene, Total	BRL	5.0		ug/L	232524	1	11/08/2016 18:47	NP
Xylenes, Total	BRL	5.0		ug/L	232524	1	11/08/2016 18:47	NP
Surr: 4-Bromofluorobenzene	87.4	70.7-125		%REC	232524	1	11/08/2016 18:47	NP
Surr: Dibromofluoromethane	104	82.2-120		%REC	232524	1	11/08/2016 18:47	NP
Surr: Toluene-d8	96.2	81.8-120		%REC	232524	1	11/08/2016 18:47	NP

Qualifiers:

- * Value exceeds maximum contaminant level
- BRL Below reporting limit
- H Holding times for preparation or analysis exceeded
- N Analyte not NELAC certified
- B Analyte detected in the associated method blank
- > Greater than Result value

- E Estimated (value above quantitation range)
- S Spike Recovery outside limits due to matrix
- Narr See case narrative
- NC Not confirmed
- < Less than Result value
- J Estimated value detected below Reporting Limit

Analytical Environmental Services, Inc.

Sample/Cooler Receipt Checklist

Client EMA/JS

Work Order Number 1601261

Checklist completed by [Signature] Date 11/3/10

Carrier name: FedEx UPS Courier Client US Mail Other

Shipping container/cooler in good condition? Yes No Not Present

Custody seals intact on shipping container/cooler? Yes No Not Present

Custody seals intact on sample bottles? Yes No Not Present

Container/Temp Blank temperature in compliance? (0°≤6°C)* Yes No

Cooler #1 2 Cooler #2 3 Cooler #3 _____ Cooler #4 _____ Cooler#5 _____ Cooler #6 _____

Chain of custody present? Yes No

Chain of custody signed when relinquished and received? Yes No

Chain of custody agrees with sample labels? Yes No

Samples in proper container/bottle? Yes No

Sample containers intact? Yes No

Sufficient sample volume for indicated test? Yes No

All samples received within holding time? Yes No

Was TAT marked on the COC? Yes No

Proceed with Standard TAT as per project history? Yes No Not Applicable

Water - VOA vials have zero headspace? No VOA vials submitted Yes No

Water - pH acceptable upon receipt? Yes No Not Applicable

Adjusted? _____ Checked by _____

Sample Condition: Good Other(Explain) _____

(For diffusive samples or AIHA lead) Is a known blank included? Yes No

See Case Narrative for resolution of the Non-Conformance.

* Samples do not have to comply with the given range for certain parameters.

Client: Environmental Management Associates, LLC
Project Name: Southern States
Lab Order: 1611261

Dates Report

Lab Sample ID	Client Sample ID	Collection Date	Matrix	Test Name	TCLP Date	Prep Date	Analysis Date
1611261-001A	SW-1	11/2/2016 4:35:00PM	Surface Water	Volatile Organic Compounds by GC/MS		11/8/2016 10:34:00AM	11/08/2016
1611261-002A	SW-2	11/2/2016 4:48:00PM	Surface Water	Volatile Organic Compounds by GC/MS		11/8/2016 10:34:00AM	11/08/2016

Client: Environmental Management Associates, LLC
Project Name: Southern States
Workorder: 1611261

ANALYTICAL QC SUMMARY REPORT

BatchID: 232524

Sample ID: MB-232524	Client ID:	Units: ug/L	Prep Date: 11/08/2016	Run No: 329348							
Sample Type: MBLK	TestCode: Volatile Organic Compounds by GC/MS SW8260B	BatchID: 232524	Analysis Date: 11/08/2016	Seq No: 7153073							
Analyte	Result	RPT Limit	SPK value	SPK Ref Val	%REC	Low Limit	High Limit	RPD Ref Val	%RPD	RPD Limit	Qual

1,1,1-Trichloroethane	BRL	5.0									
1,1,2,2-Tetrachloroethane	BRL	5.0									
1,1,2-Trichloroethane	BRL	5.0									
1,1-Dichloroethane	BRL	5.0									
1,1-Dichloroethene	BRL	5.0									
1,2,4-Trichlorobenzene	BRL	5.0									
1,2-Dibromo-3-chloropropane	BRL	5.0									
1,2-Dibromoethane	BRL	5.0									
1,2-Dichlorobenzene	BRL	5.0									
1,2-Dichloroethane	BRL	5.0									
1,2-Dichloroethene, Total	BRL	5.0									
1,2-Dichloropropane	BRL	5.0									
1,3-Dichlorobenzene	BRL	5.0									
1,4-Dichlorobenzene	BRL	5.0									
1,4-Dioxane	BRL	150									
2-Butanone	BRL	50									
2-Hexanone	BRL	10									
4-Methyl-2-pentanone	BRL	10									
Acetone	BRL	50									
Benzene	BRL	5.0									
Bromodichloromethane	BRL	5.0									
Bromoform	BRL	5.0									
Bromomethane	BRL	5.0									
Carbon disulfide	BRL	5.0									
Carbon tetrachloride	BRL	5.0									
Chlorobenzene	BRL	5.0									
Chloroethane	BRL	10									

Qualifiers:	>	Greater than Result value	<	Less than Result value	B	Analyte detected in the associated method blank
	BRL	Below reporting limit	E	Estimated (value above quantitation range)	H	Holding times for preparation or analysis exceeded
	J	Estimated value detected below Reporting Limit	N	Analyte not NELAC certified	R	RPD outside limits due to matrix
	Rpt Lim	Reporting Limit	S	Spike Recovery outside limits due to matrix		

Client: Environmental Management Associates, LLC
Project Name: Southern States
Workorder: 1611261

ANALYTICAL QC SUMMARY REPORT

BatchID: 232524

Sample ID: MB-232524	Client ID:	Units: ug/L	Prep Date: 11/08/2016	Run No: 329348							
SampleType: MBLK	TestCode: Volatile Organic Compounds by GC/MS SW8260B	BatchID: 232524	Analysis Date: 11/08/2016	Seq No: 7153073							
Analyte	Result	RPT Limit	SPK value	SPK Ref Val	%REC	Low Limit	High Limit	RPD Ref Val	%RPD	RPD Limit	Qual

Analyte	Result	RPT Limit	SPK value	SPK Ref Val	%REC	Low Limit	High Limit	RPD Ref Val	%RPD	RPD Limit	Qual
Chloroform	BRL	5.0									
Chloromethane	BRL	10									
cis-1,2-Dichloroethene	BRL	5.0									
cis-1,3-Dichloropropene	BRL	5.0									
Cyclohexane	BRL	5.0									
Dibromochloromethane	BRL	5.0									
Dichlorodifluoromethane	BRL	10									
Ethylbenzene	BRL	5.0									
Freon-113	BRL	10									
Isopropylbenzene	BRL	5.0									
m,p-Xylene	BRL	5.0									
Methyl acetate	BRL	5.0									
Methyl tert-butyl ether	BRL	5.0									
Methylcyclohexane	BRL	5.0									
Methylene chloride	BRL	5.0									
o-Xylene	BRL	5.0									
Styrene	BRL	5.0									
Tetrachloroethene	BRL	5.0									
Toluene	BRL	5.0									
trans-1,2-Dichloroethene	BRL	5.0									
trans-1,3-Dichloropropene	BRL	5.0									
Trichloroethene	BRL	5.0									
Trichlorofluoromethane	BRL	5.0									
Vinyl chloride	BRL	2.0									
Xylenes, Total	BRL	5.0									
Surr: 4-Bromofluorobenzene	42.39	0	50.00		84.8	70.7	125				
Surr: Dibromofluoromethane	54.43	0	50.00		109	82.2	120				

Qualifiers:	>	Greater than Result value	<	Less than Result value	B	Analyte detected in the associated method blank
	BRL	Below reporting limit	E	Estimated (value above quantitation range)	H	Holding times for preparation or analysis exceeded
	J	Estimated value detected below Reporting Limit	N	Analyte not NELAC certified	R	RPD outside limits due to matrix
	Rpt Lim	Reporting Limit	S	Spike Recovery outside limits due to matrix		

Client: Environmental Management Associates, LLC
Project Name: Southern States
Workorder: 1611261

ANALYTICAL QC SUMMARY REPORT

BatchID: 232524

Sample ID: MB-232524	Client ID:	Units: ug/L	Prep Date: 11/08/2016	Run No: 329348							
SampleType: MBLK	TestCode: Volatile Organic Compounds by GC/MS SW8260B	BatchID: 232524	Analysis Date: 11/08/2016	Seq No: 7153073							
Analyte	Result	RPT Limit	SPK value	SPK Ref Val	%REC	Low Limit	High Limit	RPD Ref Val	%RPD	RPD Limit	Qual

Surr: Toluene-d8 47.46 0 50.00 94.9 81.8 120

Sample ID: LCS-232524	Client ID:	Units: ug/L	Prep Date: 11/08/2016	Run No: 329348							
SampleType: LCS	TestCode: Volatile Organic Compounds by GC/MS SW8260B	BatchID: 232524	Analysis Date: 11/08/2016	Seq No: 7153072							
Analyte	Result	RPT Limit	SPK value	SPK Ref Val	%REC	Low Limit	High Limit	RPD Ref Val	%RPD	RPD Limit	Qual

1,1-Dichloroethene 52.83 5.0 50.00 106 65.3 137
 Benzene 50.69 5.0 50.00 101 74.9 123
 Chlorobenzene 47.93 5.0 50.00 95.9 73.9 124
 Toluene 51.16 5.0 50.00 102 75 124
 Trichloroethene 48.00 5.0 50.00 96.0 73.1 128
 Surr: 4-Bromofluorobenzene 45.04 0 50.00 90.1 70.7 125
 Surr: Dibromofluoromethane 52.08 0 50.00 104 82.2 120
 Surr: Toluene-d8 47.24 0 50.00 94.5 81.8 120

Sample ID: 1611261-001AMS	Client ID: SW-1	Units: ug/L	Prep Date: 11/08/2016	Run No: 329348							
SampleType: MS	TestCode: Volatile Organic Compounds by GC/MS SW8260B	BatchID: 232524	Analysis Date: 11/08/2016	Seq No: 7154364							
Analyte	Result	RPT Limit	SPK value	SPK Ref Val	%REC	Low Limit	High Limit	RPD Ref Val	%RPD	RPD Limit	Qual

1,1-Dichloroethene 61.94 5.0 50.00 124 60 150
 Benzene 57.30 5.0 50.00 115 70.1 132
 Chlorobenzene 51.46 5.0 50.00 103 70.9 131
 Toluene 59.72 5.0 50.00 1.170 117 70.1 133
 Trichloroethene 55.06 5.0 50.00 110 70 136
 Surr: 4-Bromofluorobenzene 47.03 0 50.00 94.1 70.7 125
 Surr: Dibromofluoromethane 50.84 0 50.00 102 82.2 120
 Surr: Toluene-d8 48.80 0 50.00 97.6 81.8 120

Qualifiers: > Greater than Result value < Less than Result value B Analyte detected in the associated method blank
 BRL Below reporting limit E Estimated (value above quantitation range) H Holding times for preparation or analysis exceeded
 J Estimated value detected below Reporting Limit N Analyte not NELAC certified R RPD outside limits due to matrix
 Rpt Lim Reporting Limit S Spike Recovery outside limits due to matrix

Client: Environmental Management Associates, LLC
 Project Name: Southern States
 Workorder: 1611261

ANALYTICAL QC SUMMARY REPORT

BatchID: 232524

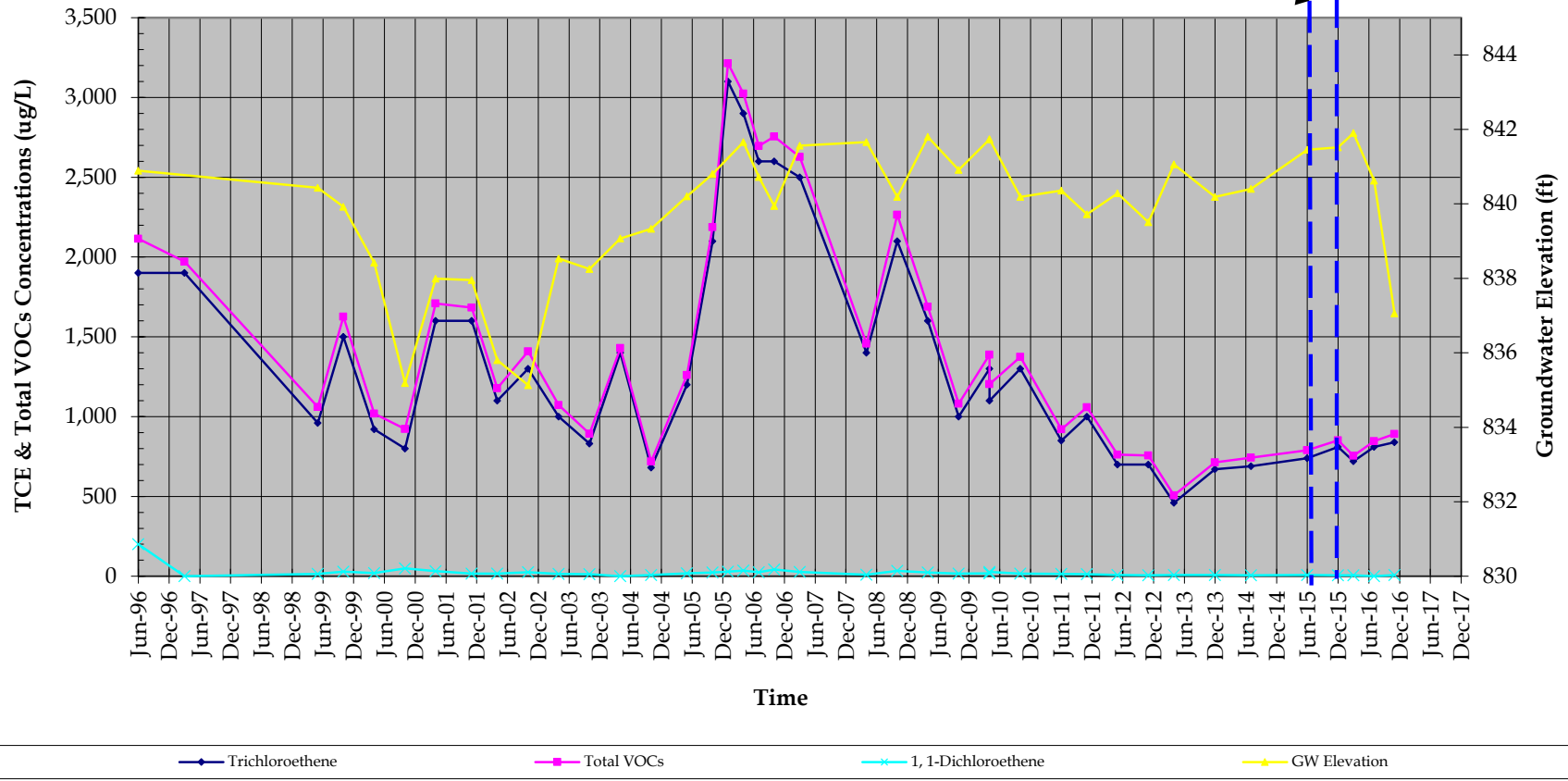
Sample ID: 1611261-001AMSD	Client ID: SW-1	Units: ug/L	Prep Date: 11/08/2016	Run No: 329348
SampleType: MSD	TestCode: Volatile Organic Compounds by GC/MS SW8260B	BatchID: 232524	Analysis Date: 11/08/2016	Seq No: 7154365

Analyte	Result	RPT Limit	SPK value	SPK Ref Val	%REC	Low Limit	High Limit	RPD Ref Val	%RPD	RPD Limit	Qual
1,1-Dichloroethene	65.21	5.0	50.00		130	60	150	61.94	5.14	17.7	
Benzene	57.23	5.0	50.00		114	70.1	132	57.30	0.122	20	
Chlorobenzene	50.27	5.0	50.00		101	70.9	131	51.46	2.34	20	
Toluene	59.26	5.0	50.00	1.170	116	70.1	133	59.72	0.773	20	
Trichloroethene	54.85	5.0	50.00		110	70	136	55.06	0.382	20	
Surr: 4-Bromofluorobenzene	43.68	0	50.00		87.4	70.7	125	47.03	0	0	
Surr: Dibromofluoromethane	52.67	0	50.00		105	82.2	120	50.84	0	0	
Surr: Toluene-d8	48.91	0	50.00		97.8	81.8	120	48.80	0	0	

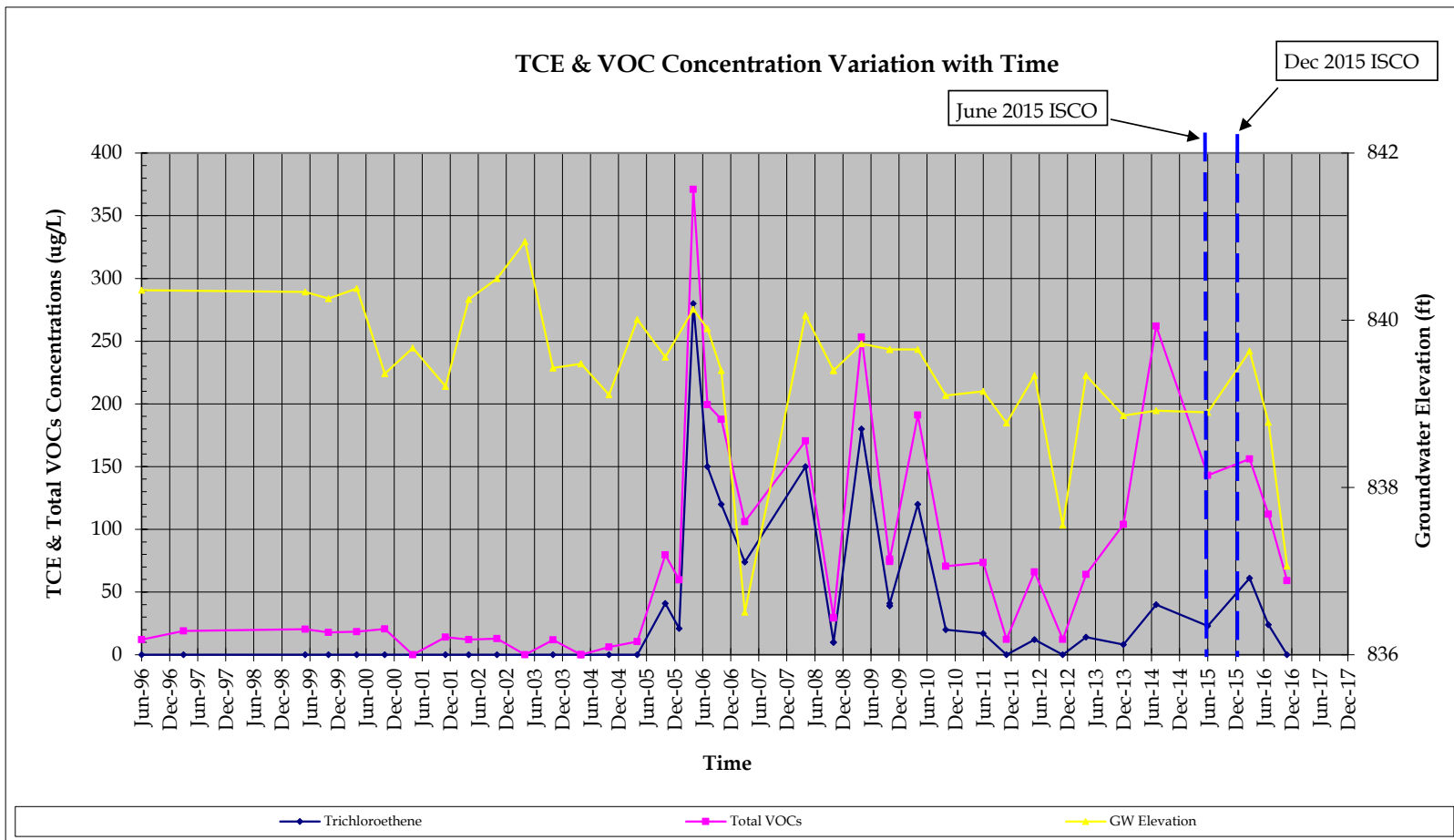
Qualifiers:	>	Greater than Result value	<	Less than Result value	B	Analyte detected in the associated method blank
	BRL	Below reporting limit	E	Estimated (value above quantitation range)	H	Holding times for preparation or analysis exceeded
	J	Estimated value detected below Reporting Limit	N	Analyte not NELAC certified	R	RPD outside limits due to matrix
	Rpt Lim	Reporting Limit	S	Spike Recovery outside limits due to matrix		

APPENDIX B
TOTAL VOC TREND GRAPHS FOR SELECT
PERFORMANCE MONITORING WELLS

TCE & VOC Concentration Variation with Time

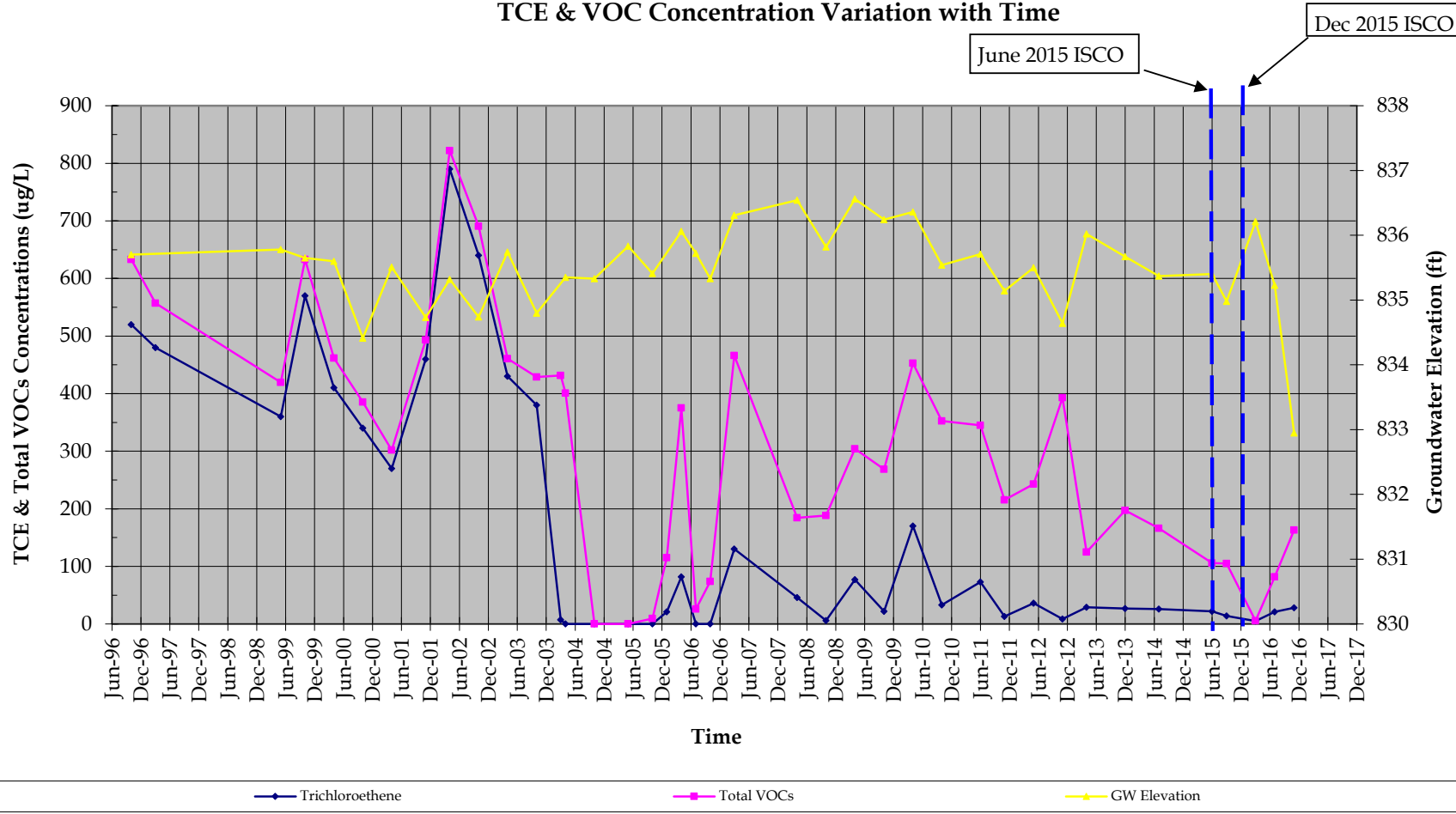


ORGANIC CONCENTRATIONS AT MW-9
 OVERBURDEN MONITORING WELL
 SOUTHERN STATES, LLC
Hampton, Georgia



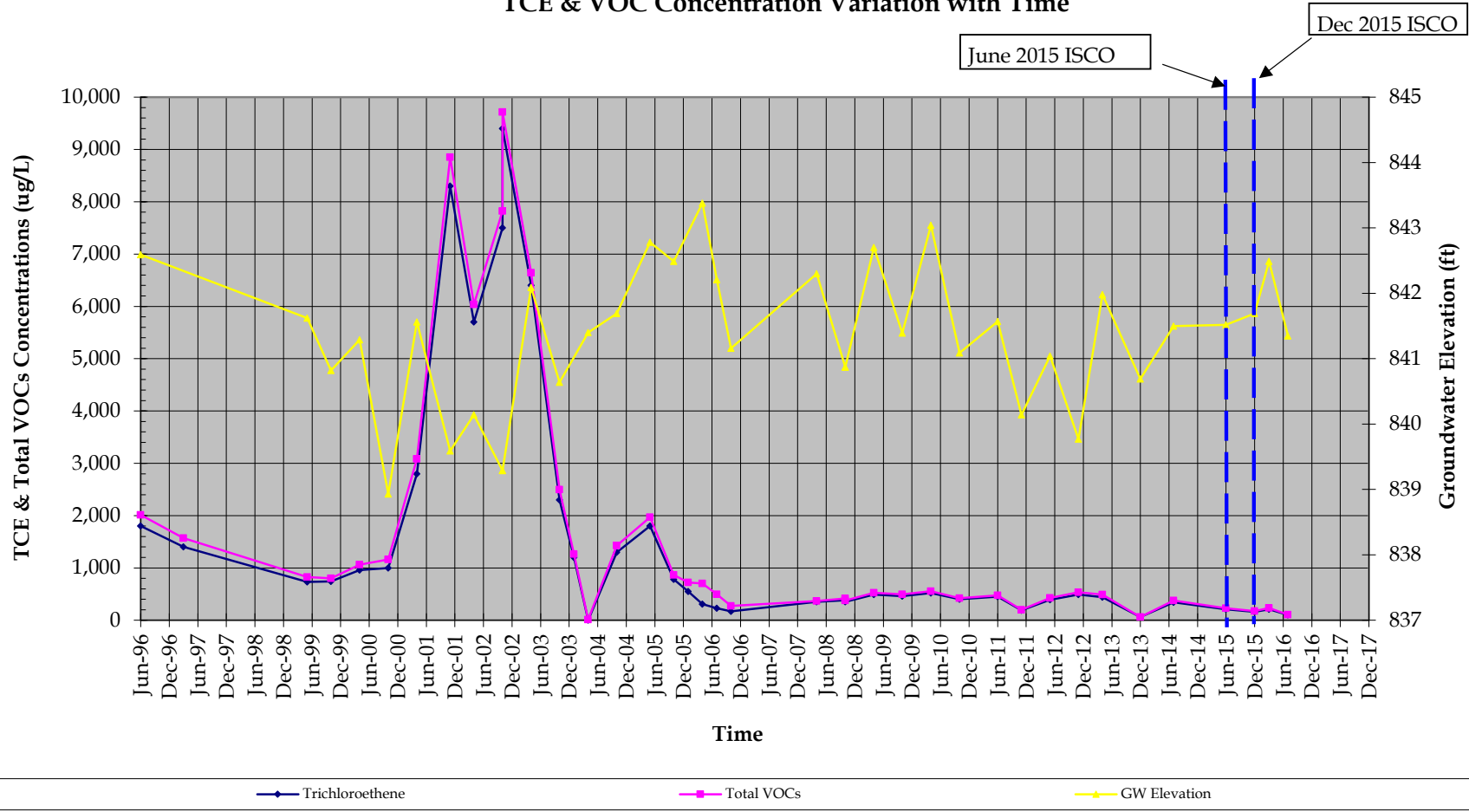
ORGANIC CONCENTRATIONS AT MW-13
OVERBURDEN MONITORING WELL
SOUTHERN STATES, LLC
Hampton, Georgia

TCE & VOC Concentration Variation with Time



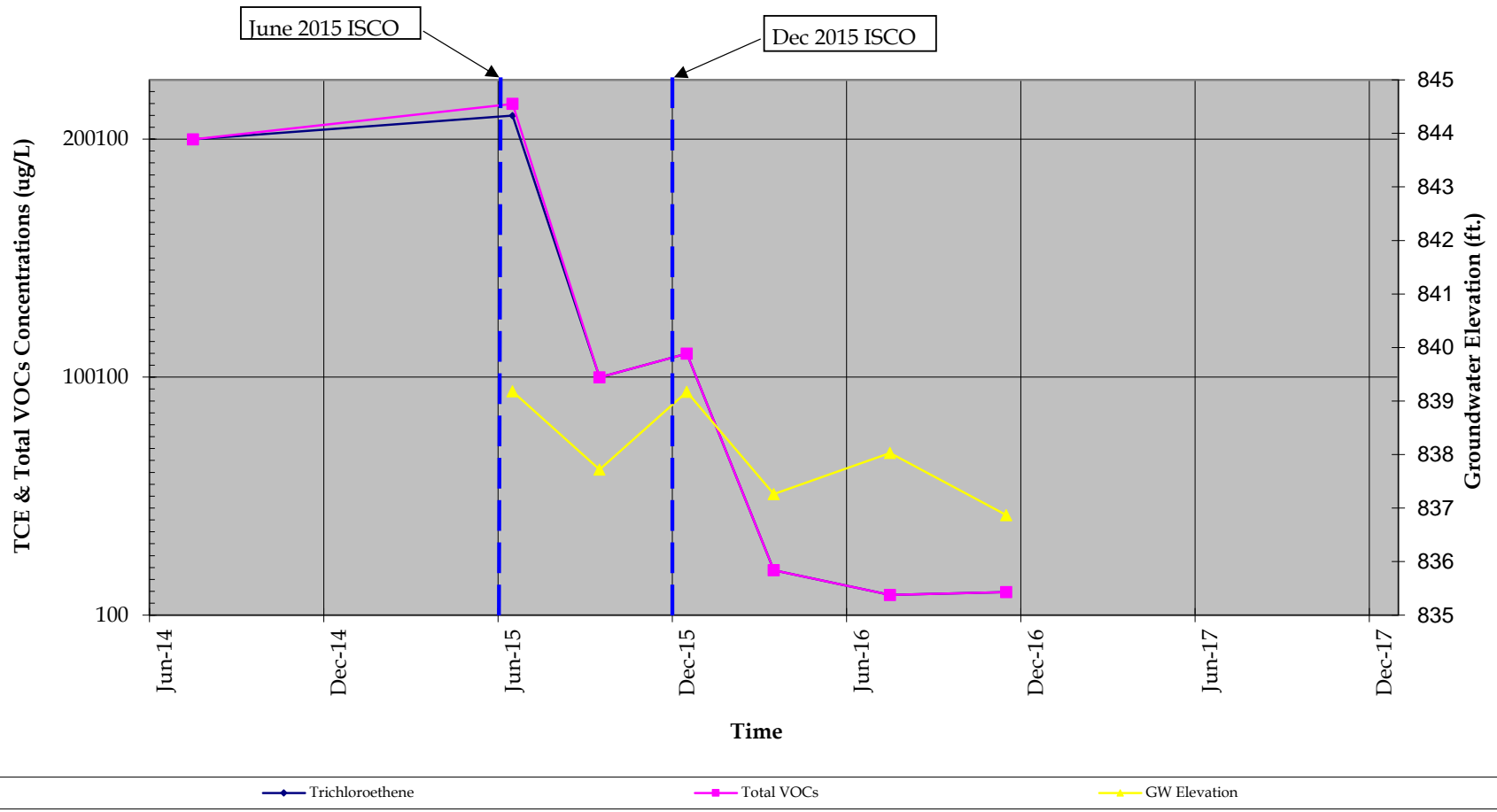
ORGANIC CONCENTRATIONS AT MW-18
 OVERBURDEN MONITORING WELL
 SOUTHERN STATES, LLC
Hampton, Georgia

TCE & VOC Concentration Variation with Time



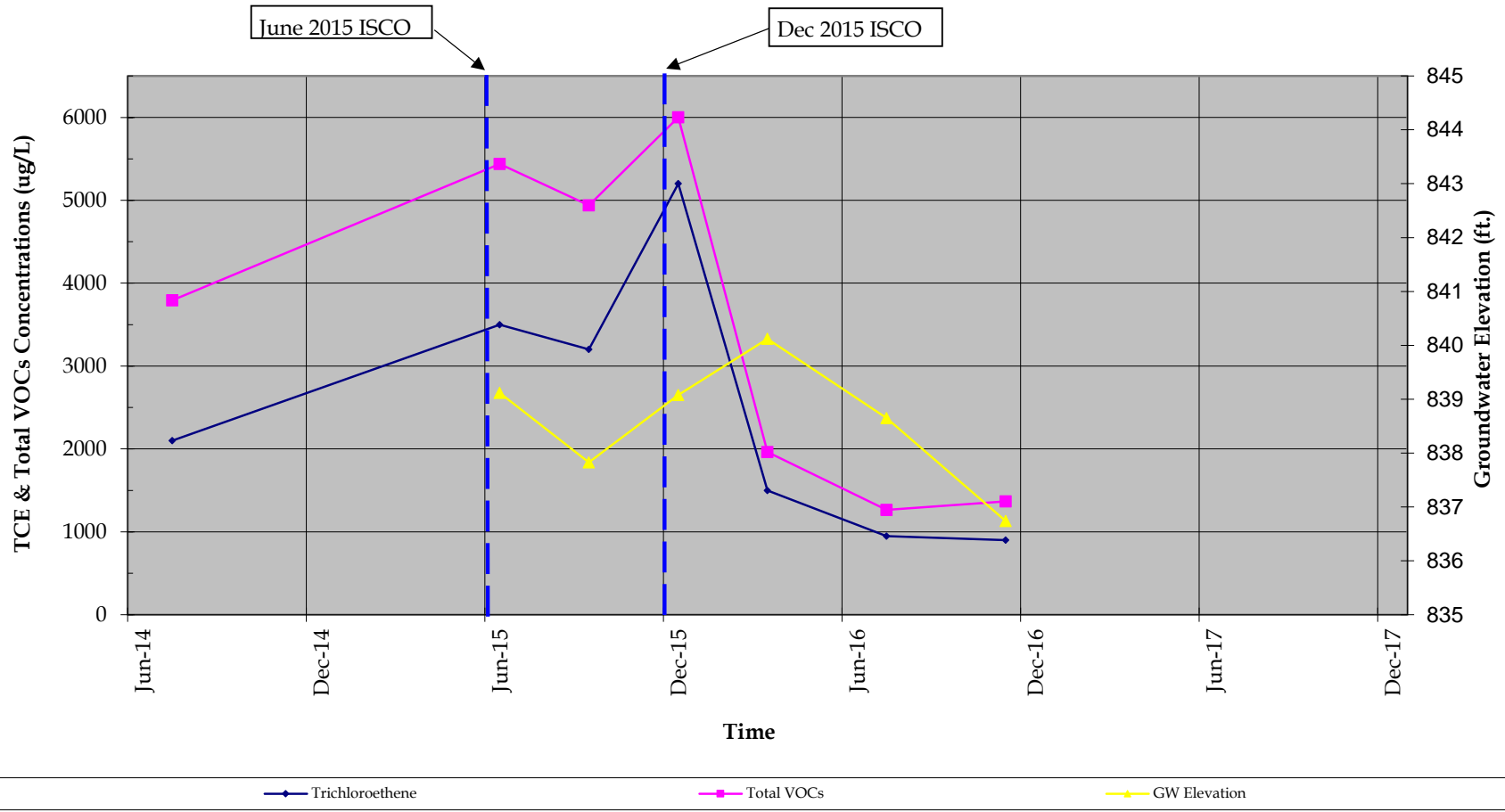
ORGANIC CONCENTRATIONS AT MW-21
 OVERBURDEN MONITORING WELL
 SOUTHERN STATES, LLC
Hampton, Georgia

TCE & VOC Concentration Variation with Time



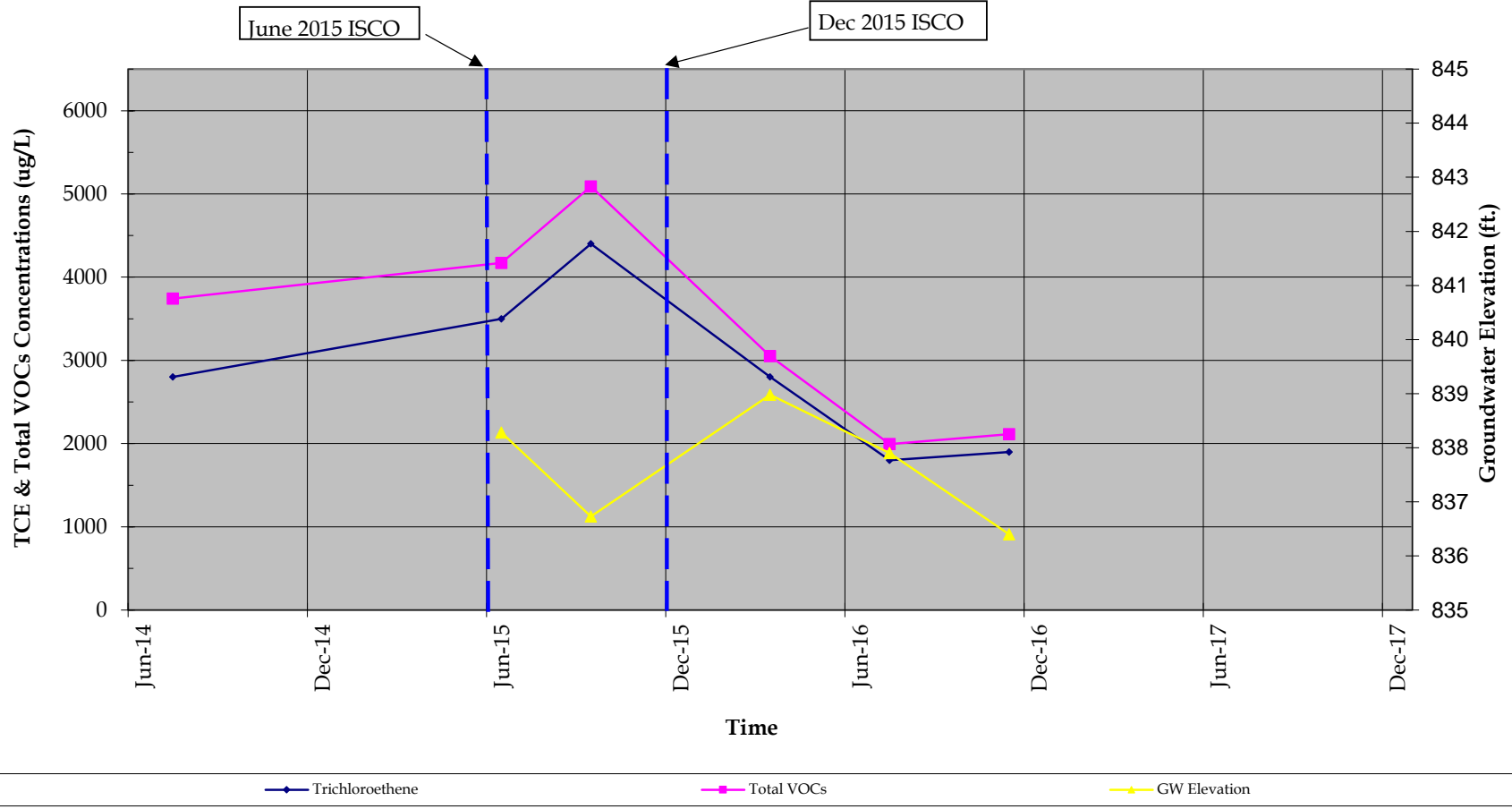
ORGANIC CONCENTRATIONS AT MW-39
 OVERBURDEN MONITORING WELL
 SOUTHERN STATES, LLC
Hampton, Georgia

TCE & VOC Concentration Variation with Time



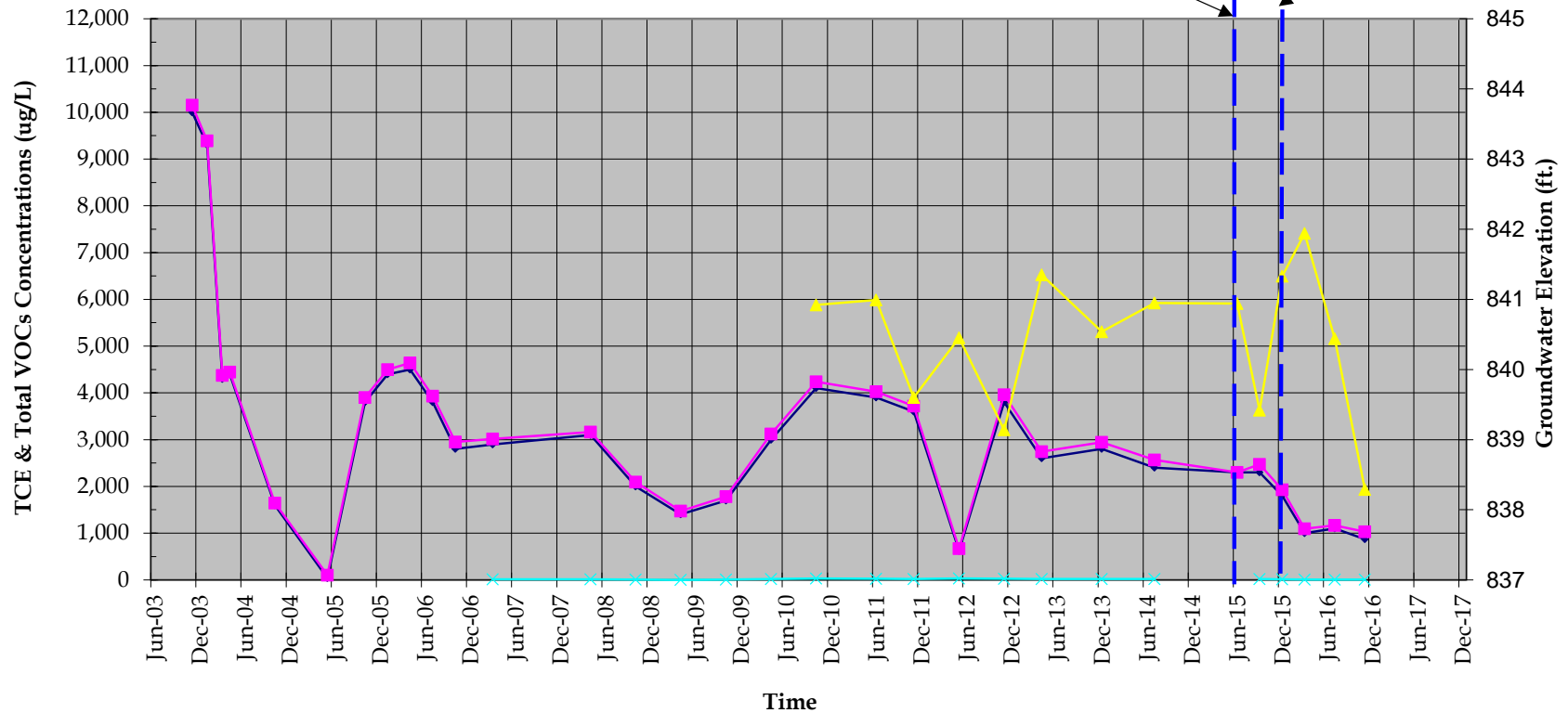
ORGANIC CONCENTRATIONS AT MW-40
 OVERBURDEN MONITORING WELL
 SOUTHERN STATES, LLC
Hampton, Georgia

TCE & VOC Concentration Variation with Time



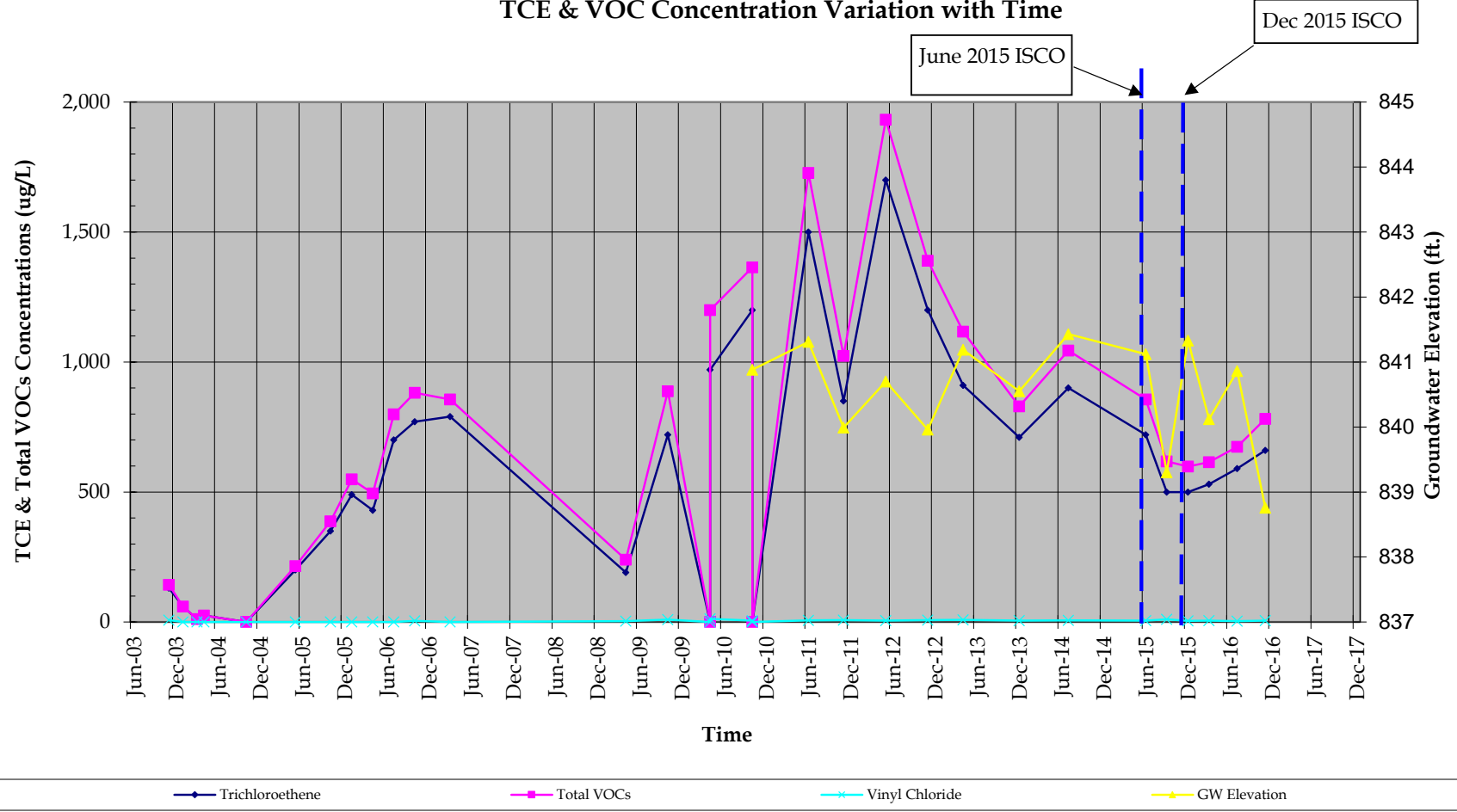
ORGANIC CONCENTRATIONS AT MW-41
 OVERBURDEN MONITORING WELL
 SOUTHERN STATES, LLC
Hampton, Georgia

TCE & VOC Concentration Variation with Time



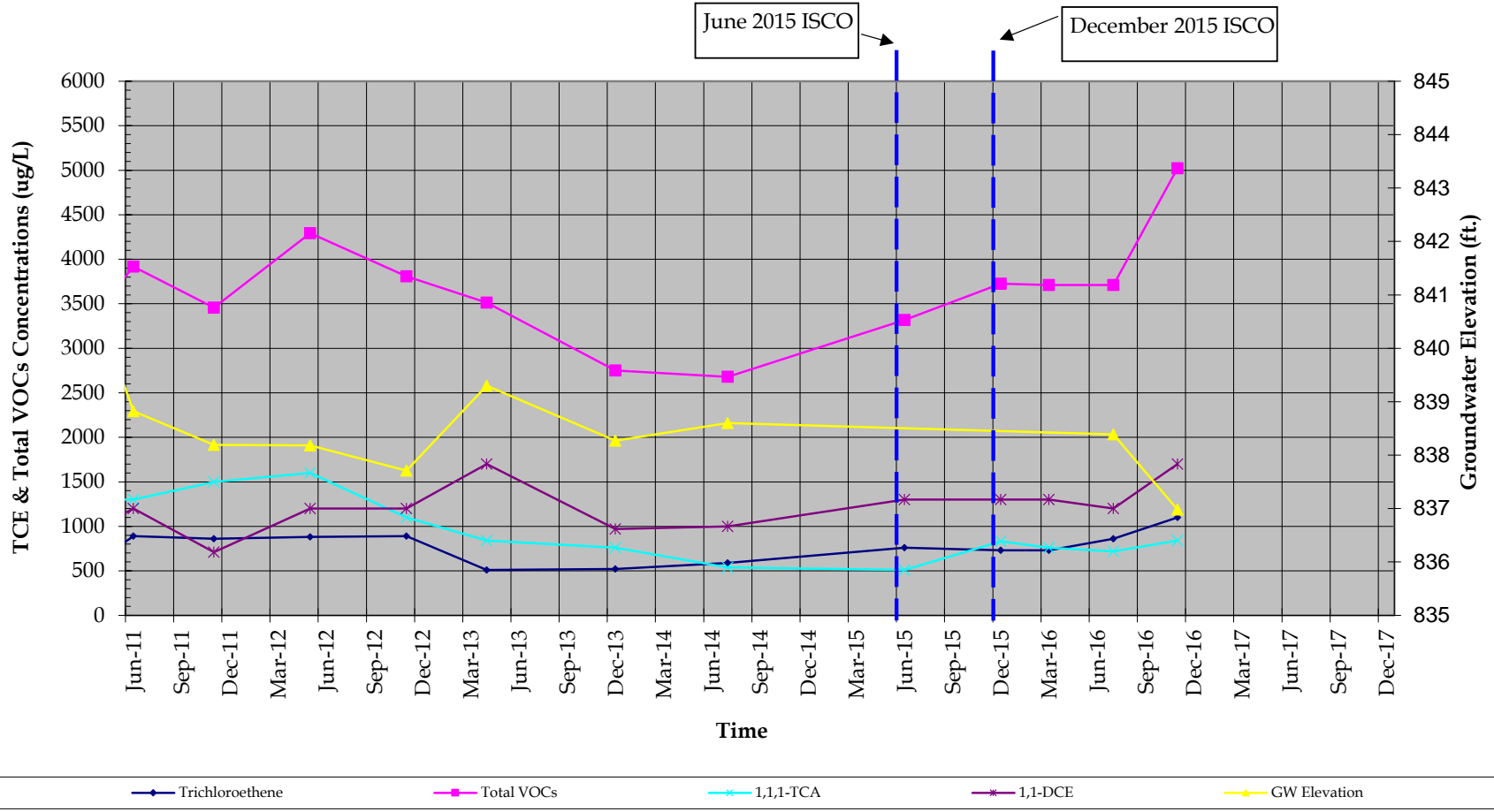
ORGANIC CONCENTRATIONS AT TP-1
 OVERBURDEN MONITORING WELL
 SOUTHERN STATES, LLC
Hampton, Georgia

TCE & VOC Concentration Variation with Time



ORGANIC CONCENTRATIONS AT TP-2
 OVERBURDEN MONITORING WELL
 SOUTHERN STATES, LLC
Hampton, Georgia

TCE & VOC Concentration Variation with Time



ORGANIC CONCENTRATIONS AT TP-3
 OVERBURDEN MONITORING WELL
 SOUTHERN STATES, LLC
Hampton, Georgia

APPENDIX C
UPDATED MILESTONE SCHEDULE

**MILESTONE SCHEDULE
SOUTHERN STATES, LLC
30 GEORGIA AVENUE
HAMPTON, GEORGIA**

First Year - 2015

Corrective Action Activity	April 2015				May 2015				June 2015				July 2015				August 2015				September 2015				October 2015				November 2015				December 2015				January 2016				February 2016				March 2016			
	1	2	3	4	1	2	3	4	1	2	3	4	1	2	3	4	1	2	3	4	1	2	3	4	1	2	3	4	1	2	3	4	1	2	3	4	1	2	3	4	1	2	3	4				
VRPAP Approval		√																																														
ISCO injection (Dec 2015 / Jan 2016 - split event)																																																
Groundwater Sampling																																																
Semiannual Progress Report																																																

Second Year - 2016/ Third Year - 2017

Corrective Action Activity	April 2016				May 2016				June 2016				July 2016				August 2016				September 2016				October 2016				November 2016				December 2016				January 2017				February 2017				March 2017			
	1	2	3	4	1	2	3	4	1	2	3	4	1	2	3	4	1	2	3	4	1	2	3	4	1	2	3	4	1	2	3	4	1	2	3	4	1	2	3	4	1	2	3	4				
Semi-Annual Groundwater Sampling																																																
Groundwater Modeling /Cleanup goals																																																
Semiannual Progress Reports		√																																														

Third Year - 2017/ Fourth Year - 2018

Corrective Action Activity	April 2017				May 2017				June 2017				July 2017				August 2017				September 2017				October 2017				November 2017				December 2017				January 2018				February 2018				March 2018			
	1	2	3	4	1	2	3	4	1	2	3	4	1	2	3	4	1	2	3	4	1	2	3	4	1	2	3	4	1	2	3	4	1	2	3	4	1	2	3	4	1	2	3	4				
Semi-Annual Groundwater Sampling (MNA)																																																
Updated CSM		√																																														
Ecological Risk Assessment Report																																																
Limited Soil Removal (SED-3 & SED-4 location)																																																
Limited Capping																																																
Semiannual Progress Reports		√																																														

APPENDIX D
SUMMARY OF PROFESSIONAL GEOLOGIST EFFORT

PG OVERSIGHT SUMMARY
SOUTHERN STATES, LLC
HAMPTON, GEORGIA

	Units	Unit Cost	
PG Summary Time	Hours	\$125	Sub-total
10/16/16 - 10/31/16	0	\$125	\$0
11/1/16 - 11/30/16	40	\$125	\$5000
12/1/16 - 12/31/16	10	\$125	\$1125
1/1/17 - 1/31/17	20	\$125	\$2500
2/1/17 - 2/28/17	10	\$125	\$1125
3/1/17 - 3/31/17	20	\$125	\$2500
4/1/17 - 4/15/17	40	\$125	\$5000

APPENDIX E
RESPONSE TO COMMENTS
(Brownlee to Shelley December 2, 2016)

RESPONSE TO COMMENTS
EPD COMMENTS DECEMBER 2, 2016
VRP PROGRESS REPORTS #3

1. **Comment 1** – *EPD tentatively concurs with your proposed removal of impacted sediment/soil from the SED-3 and SED-4 locations starting in the fourth quarter 2016. However, please note EPD's earlier comments regarding the need for additional sediment sampling and an ecological risk assessment, both of which may affect the proposed remediation target level and extent of remedial actions. If you choose to proceed, please collect an adequate number of confirmatory samples from both the sidewalls and bottoms of the excavated areas.*

Response - As indicated, it was agreed that an ecological risk assessment was to be performed. Dr. Chris Saranko of GeoSyntec is performing the assessment and will be completed in the next 45 days. The results of the ecological risk assessment and any removal activities will be presented in VRP Progress Report #5 due October 2017.

2. **Comment 2** - *Please show those three treatment zones (A, B, and C) with some details possible in a figure.*

Response – The locations of Treatment Zones A, B, and C indicating approximate injection points were previously submitted in VRP Progress Report 1 and are presented in this report and also here as Attachment A of these comments.

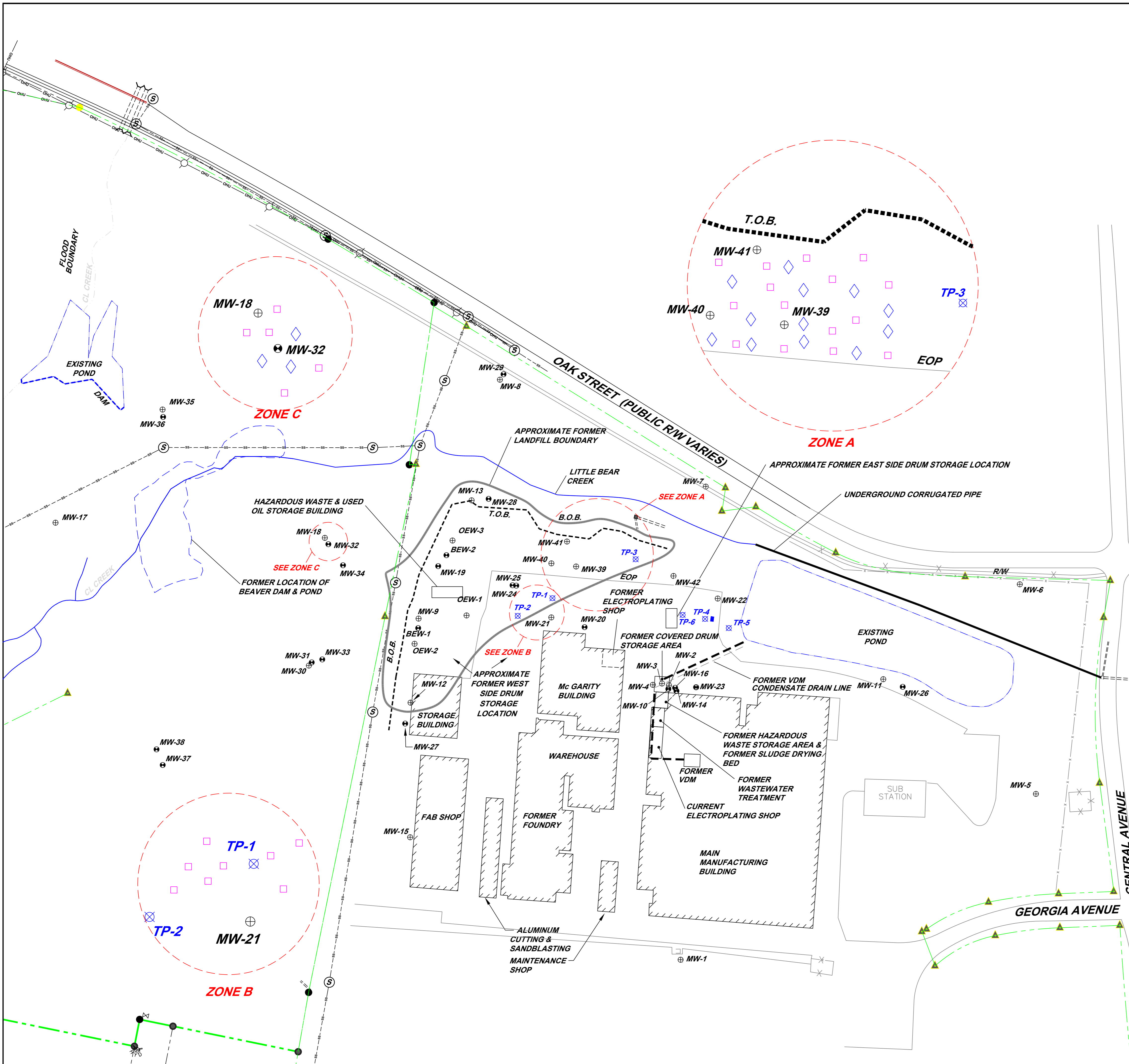
3. **Comment 3** - *Please provide Type 4 Risk Reduction Standard calculations for those regulated substances listed in Table 2 of the Report to EPD for its review and approval.*

Response – The Risk Reduction Standard (RRS) calculations were presented in the VRP Application dated October 30, 2014. SSL received comments (Brownlee to Shelley April 10, 2015) on the submittal including Comment 8 indicating that the RRs for soil are correct. EPD further stated that the RRS for groundwater were correct with the exception of Type 1/3 RRS for chloroform and the non-carcinogenic value for 1,1,2-trichloroethane (TCA). The correction to chloroform and the non-carcinogenic value for 1,1,2-TCA was made and Table A-2 revised as requested. The RRS calculations and Table A-2 (revised) are presented in Attachment B of these comments.

4. **Comment 4** - *EPD does not concur with your proposed point of exposure well (POE), MW-17, since it is located 1400 feet from the delineated area of the site. According to the Section 12-8-108 of the Act, one option for a POE is a location 1000 feet away from the delineated contaminated area of the site. For this particular site, it should be located in the area between MW-17 and MW-18 and east of the Little Bear Creek. If a monitoring well in this location is not possible, a closer monitoring location may be used.*

Response – As indicated in the VRP Report #3, the Point of Demonstration (POD) will be monitoring well MW-17 as it is downgradient of the suspected source area. The Point of Exposure (POE) will be an arbitrary point located 1,000 feet downgradient from the edge of the delineated contaminated area as identified by monitoring well MW-18.

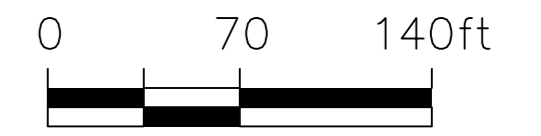
ATTACHMENT A
TREATMENT ZONE LOCATIONS



LEGEND

- Property Line
- Chain Link Fence
- MW-11 Overburden Monitoring Well
- MW-10 Bedrock Monitoring Well
- TP-4 Temporary Piezometer
- T.O.B. Top of Embankment
- E.O.P. Edge of Pavement
- (105) Total VOC's, ug/L
- Deep Injection Point
- Shallow Injections Point

NOTE:
 1.) SITE SURVEY UPDATED BY METRO ENGINEERING & SURVEYING – FEBRUARY 2012
 2.) NO INJECTION PERFORMED IN ZONE B&C



Title	TREATMENT ZONE LOCATION MAP		
Site	SOUTHERN STATES, LLC Hampton, Georgia		
	EMA Environmental Management Associates, LLC	Facility ID.	Figure 3

ATTACHMENT B

TABLE A-2 REVISED
RRS CALCULATIONS

Risk Reduction Standards

GEPA Rule 391-3-19-.07 allows for the determination of risk reduction standards that are protective of human health. The Type 1 RRS criteria for soils were determined for the Site as follows:

Concentrations at any point above the uppermost groundwater zone in soil that has been affected by a release shall not exceed the concentrations given in Table 2 of Appendix III of Rule 391-3-19 or, for those substances not listed, the least of the concentrations from items 1 through 3 below.

- 1) *Concentrations at any point above the uppermost groundwater zone in soil that has been affected by a release shall not exceed the higher of:*
 - i) *soil concentrations in Appendix I, excluding any values given in square brackets;*
 - ii) *multiplication of the Type 1 groundwater concentration criteria by a factor of 100;*
 - iii) *demonstration through use of the Toxicity Characteristic Leaching Procedure, SW-846 Method 1311, or other method approved by the EPA Director that a concentration in soil will not generate leachate concentrations that exceed Type 1 groundwater concentration criteria;*
- 2) *concentrations which are unlikely to result in any noncancer toxic effects on human health via soil ingestion along with inhalation of particulates and volatiles, determined using Equation 7 of RAGS, Part B, and standard residential exposure assumptions in Table 3 of Appendix III;*
- 3) *concentrations for which the upper bound on the estimated excess cancer risk is less than or equal to 10^{-5} (10^{-4} for Class C carcinogens) via soil ingestion and inhalation of particulates and volatiles, determined using Equation 6, RAGS, Part B, and standard residential exposure assumptions in Table 3 of Appendix III.*

The Type 1 and 3 RRS criteria for groundwater were determined for the Site as follows:

At any point within any groundwater that has been affected by a release, concentrations of regulated substances in groundwater samples must not exceed concentrations in Table 1 of Appendix III or, for those substances not listed, the background or detection limit concentrations.

The Type 4 RRS criteria for groundwater were determined for the Site as follows:

At any point within any groundwater that has been affected by a release, concentrations of regulated substances in groundwater samples must not exceed the lesser of the values from items 1 and 2 below or, for those substances for which neither calculation can be made, the higher of concentrations in Table 1 of Appendix III, background concentrations, or detection limit concentrations.

- 1) *concentrations which are unlikely to result in any noncancer toxic effects on human health via ingestion of, or inhalation of volatiles from, groundwater, determined using equation 2 from RAGS, Part B, and site-specific exposure factors for the non-residential use scenario.*
- 2) *concentrations for which the upper bound on the estimated excess cancer risk is less than or equal to 10^{-5} via ingestion of, and inhalation of volatiles from, groundwater, determined using Equation 1 from RAGS, Part B, and site-specific exposure factors for the non-residential use scenario.*

Risk reduction standards (RRS) are based on risk assessment procedures for standard or site-specific exposure assumptions. The exposure assumptions used by EMA as listed in HSRA Rule Chapter 391-3-19, Appendix III, Table 3 to calculate the RRS are as follow:

<i>Parameter</i>	<i>Units</i>	<i>Type 1</i>	<i>Type 3</i>	<i>Type 4</i>
THI, Total Hazard Index	unitless	1	1	1
TR, Target Risk	unitless	10^{-5} for class A & B	10^{-5} for class A & B	10^{-5} for class A & B
BW, body weight	kg	70 (HSRA Rule)	70 (HSRA Rule)	70 (HSRA Rule)
AT, averaging time	years	70 (HSRA Rule)	70 (HSRA Rule)	70 (HSRA Rule)
EF, exposure frequency	days/yr	350 (HSRA Rule)	250 (HSRA Rule)	250 (HSRA Rule)
ED, exposure duration	yr	30 (HSRA Rule)	25 (HSRA Rule)	25 (HSRA Rule)
I_{rw} , daily water ingestion rate	L/day	2 (HSRA Rule)	1 (HSRA Rule)	1 (HSRA Rule)
I_{soil} , soil ingestion rate	mg/day	114 (HSRA Rule)	50 (HSRA Rule)	50 (HSRA Rule)
I_{air} , daily inhalation rate	m ³ /day	15 (HSRA Rule)	20 (HSRA Rule)	20 (HSRA Rule)
VF	m ³ /kg	Chemical-specific	Chemical-specific	Chemical-specific
PEF, particulate emission factor	m ³ /kg	4.63×10^9 (HSRA Rule)	4.63×10^9 (HSRA Rule)	4.63×10^9 (HSRA Rule)
K, water-to-air volatilization factor	L/m ³	0.5 (HSRA Rule)	0.5 (HSRA Rule)	0.5 (HSRA Rule)

The toxicity values used for the calculations were from the most recent version of USEPA's Regional Screening Level Summary Table (May 2014) and updated with current Integrated Risk Information System (IRIS) values, where applicable. The soil-to-air volatilization factors (VF) were calculated for volatile compounds using chemical-

specific information presented in USEPA's Regional Screening Level – Chemical-specific Parameters Supporting Table (May 2014) and the standard assumptions listed in the HSRA Rule Chapter 391-3-19, Appendix III, Table 3.

A summary of the calculation results for the Type 1 RRS for soils is included in Table A-1. The individual calculation spreadsheets for the carcinogenic and non-carcinogenic risk-based calculations and soil-to-air volatilization factors (These spreadsheets include the toxicity and exposure assumption values) are presented in Attachment A by analyte. A summary of the calculation results for the Type 1, 3, and 4 RRS for groundwater is included in Table A-2. The individual risk-based calculation spreadsheets are presented in Attachment B by analyte. When the Type 4 RRS was lower than the Type 1/3 RRS, the 1/3 RRS was used as the overall RRS.

**TABLE A-1
SUMMARY OF TYPE 1 RRS CRITERIA FOR SOILS**

<i>Parameters</i>	<i>VF-soil-to-air (1)</i> <i>m³/kg</i>	HSRA Appendix I Notification Conc. <i>µg/kg</i>	Groundwater Type 1 RRS <i>µg/L</i>	Type 1 GW x 100 <i>µg/kg</i>	Risk-Based Non- carcinogenic Value (2) <i>µg/kg</i>	Risk-Based Carcinogenic Value (3) <i>µg/kg</i>	Risk-Based Soil Type 1 RRS <i>µg/kg</i>	Overall Type 1 RRS <i>µg/kg</i>
<i>Volatile Organic Compounds</i>								
1,1,1-Trichloroethane	1.55E+03	5440	200	20000	1.07E+07	--	1.07E+07	20000
1,1,2-Trichloroethane	8.81E+03	500	5	500	2.45E+03	1.67E+04	2.45E+03	500
1,1-Dichloroethane	2.11E+03	30	4000	400000	1.28E+08	4.21E+04	4.21E+04	42100
1,1-Dichloroethene	8.64E+02	360	7	700	2.38E+05	--	2.38E+05	700
cis-1,2-Dichloroethene	2.74E+03	530	70	7000	1.28E+06	--	1.28E+06	7000
Toluene	5.64E+03	14400	1000	100000	2.22E+07	--	2.22E+07	100000
Tetrachloroethene	2.64E+03	180	5	500	1.42E+05	3.15E+05	1.42E+05	500
Trichloroethene	2.44E+03	130	5	500	6.65E+03	1.82E+04	6.65E+03	500
Xylenes	7.84E+03	20000	10000	1000000	1.08E+06	--	1.08E+06	1000000
Vinyl chloride	5.81E+02	40	2	200	7.75E+04	3.55E+03	3.55E+03	200
<i>PCBs</i>								
Arochlor-1242	NA	1550	0.5	50	7.47E+03	--	7.47E+03	1550
Arochlor-1248	NA	1550	0.5	50	7.47E+03	--	7.47E+03	1550
Arochlor-1254	NA	1550	0.5	50	7.47E+03	1.28E+04	7.47E+03	1550
Arochlor-1260	NA	1550	0.5	50	7.47E+03	--	7.47E+03	1550
Total PCBs	NA	1550	0.5	50	--	--	--	1550

Notes:

(1) VF
$$\frac{(LS \times V \times DH)}{A} \times \frac{(3.14 \times \alpha \times T)^{1/2}}{(2 \times D_{ei} \times E \times K_{as} \times 10^{-3} \text{ kg/g})}$$

(2) Eq. 7 from RAGS Part B
$$\frac{THI \times BW \times AT \times 365}{ED \times EF \times [(1/RfD_o) \times 10^{-6} \times I_{rsoil}] + [(1/RfD_a) \times I_{rair} \times (1/VF + 1/PEF)]}$$

(3) Eq. 6 from RAGS Part B
$$\frac{TR \times BW \times AT \times 365}{EF \times ED \times [(Sf_o \times 10^{-6} \text{ kg/mg} \times I_{rsoil}) + (Sf_i \times I_{rair} \times [1/VF + 1/PEF])]}$$

-- No data available

TABLE A-2
SUMMARY OF TYPE 1, 3, AND 4 RRS CRITERIA FOR GROUNDWATER

<i>Parameters</i>	Type 1/3 RRS (Appendix III) µg/L	Risk-Based Non- carcinogenic Value (1) µg/L	Risk-Based Carcinogenic Value (2) µg/L	Risk-Based GW Type 4 RRS µg/L	Overall Type 4 RRS µg/L
<i>Volatile Organic Compounds</i>					
1,1,1-Trichloroethane	200	--	1.36E+04	1.36E+04	13600
1,1,2-Trichloroethane ⁽²⁾	5	5.83E-04	4.64E+00	5.83E-04	5
1,1-Dichloroethane ⁽²⁾	4000	2.04E+04	4.64E+01	4.64E+01	4000
1,1-Dichloroethene ⁽²⁾	7	5.24E+02	--	5.24E+02	524
Acetone	4000	4.56E+04	--	4.56E+04	45620
Carbon tetrachloride	5	1.70E+02	1.02E+01	1.02E+01	10.2
Chloroethane	10	2.92E+04	--	2.92E+04	29200
Chloroform (Trichloromethane)	80	2.24E+02	3.42E+00	3.42E+00	80
cis-1,2-Dichloroethene	70	2.04E+02	--	2.04E+02	204
Methyl tert butyl ether (MTBE)	--	8.76E+03	2.63E+02	2.63E+02	263
Toluene	1000	5.24E+03	--	5.24E+03	5241
trans-1,2-Dichloroethene	100	2.04E+03	--	2.04E+03	2044
Tetrachloroethene	5	9.81E+01	2.56E+02	9.81E+01	98
Trichloroethene	5	5.24E+00	1.92E+01	5.24E+00	5.24
Vinyl chloride	2	1.50E+02	3.27E+00	3.27E+00	3.27

Notes:

(1) Eq. 2 from RAGS Part B

$$\frac{\text{THI} \times \text{BW} \times \text{AT} \times 365}{\text{EF} \times \text{ED} \times [(1/\text{RfD}_i \times \text{K} \times \text{I}_{r_a}) + (1/\text{RfD}_o \times \text{I}_{r_w})]}$$

(2) Eq. 1 from RAGS Part B

$$\frac{\text{TR} \times \text{BW} \times \text{AT} \times 365}{\text{EF} \times \text{ED} \times [(Sf_i \times \text{K} \times \text{I}_{r_a}) + (SF_0 \times \text{I}_{r_w})]}$$

-- No data available

ATTACHMENT A
SOIL TOXICITY/VF CALCULATIONS

Carcinogenic effects (Commercial/Residential Soil): RAGS equation 6

<u>variable</u>	<u>units</u>	Standardized Exposure Assumptions	
		<u>Type 1</u>	
TR target excess individual lifetime cancer risk	unitless	0.00001	
Sfo, oral cancer slope factor	unitless		
Sfi, inhalation cancer slope factor	unitless		
BW, body weight	kg	70	
AT, averaging time	years	70	
EF, exposure frequency	days/yr	350	
ED, exposure duration	yr	30	
Ir _{soil} , soil ingestion rate	m3/day	114	
Ir _{air} , daily inhalation rate	L/day	15	
VF		1.55E+03	
PEF, particulate emission factor	m3/kg	4.63E+09	
K, water-to-air volatilization factor	unitless	0.5	
RRSo $\frac{TR \cdot BW \cdot AT \cdot 365}{EF \cdot ED \cdot (Sfo \cdot 1.0E-6 \cdot IR_{soil})}$		#DIV/0!	
RRSi $\frac{TR \cdot BW \cdot AT \cdot 365}{EF \cdot ED \cdot (Sfi \cdot IR_{air} \cdot (1/VF + 1/PEF))}$		#DIV/0!	
$\frac{1}{1/RRSo + 1/RRSi}$	mg/kg	#DIV/0!	
C(mg/Kg; risk-based)	mg/kg	#DIV/0!	

Non-Carcinogenic effects (Commercial/Residential Soil): RAGS equation 7

<u>variable</u>	<u>units</u>	Standardized Exposure Assumptions	
		<u>Type 1</u>	
THI, target hazard index	unitless	1	
Rfd _o , oral chronic reference dose	unitless	2.00E+00	
Rfd _i , inhalation chronic reference dose	unitless	1.43E+00	
BW, body weight	kg	70	
AT, averaging time	years	30	
EF, exposure frequency	days/yr	350	
ED, exposure duration	yr	30	
Ir _{soil} , soil ingestion rate	m3/day	114	
Ir _{air} , daily inhalation rate	L/day	15	
VF, soil-to-air volatilization factor	m3/kg	1.55E+03	
PEF, particulate emission factor	m3/kg	4.63E+09	
K, water-to-air volatilization factor	unitless	0.5	
RRSo $\frac{THI \cdot BW \cdot AT \cdot 365}{EF \cdot ED \cdot (1/Rfd_o) \cdot 1.0E-6 \cdot IR_{soil}}$		1.28E+06	
RRSi $\frac{THI \cdot BW \cdot AT \cdot 365}{EF \cdot ED \cdot (1/Rfd_i) \cdot IR_{air} \cdot (1/VF + 1/PEF)}$		1.08E+04	
$\frac{1.0000}{1/RRSo + 1/RRSi}$	mg/kg	1.07E+04	
C(mg/kg; risk-based)	mg/kg	1.07E+04	

Carcinogenic effects (Commercial/Residential Soil) : RAGS equation 6

<u>variable</u>	<u>units</u>	Standardized Exposure Assumptions	
		<u>Type 1</u>	
TR target excess individual lifetime cancer risk	unitless	0.00001	
Sfo, oral cancer slope factor	unitless	5.70E-02	
Sfi, inhalation cancer slope factor	unitless	5.60E-02	
BW, body weight	kg	70	
AT, averaging time	years	70	
EF, exposure frequency	days/yr	350	
ED, exposure duration	yr	30	
Irsoil, soil ingestion rate	m3/day	114	
Irair, daily inhalation rate	L/day	15	
VF		8.81E+03	
PEF, particulate emission factor	m3/kg	4.63E+09	
K, water-to-air volatilization factor	unitless	0.5	
RRSo	$\frac{TR \cdot BW \cdot AT \cdot 365}{EF \cdot ED \cdot (Sfo \cdot 1.0E-6 \cdot IR_{soil})}$	262.131938	
RRSi	$\frac{TR \cdot BW \cdot AT \cdot 365}{EF \cdot ED \cdot (Sfi \cdot IR_{air} \cdot (1/VF + 1/PEF))}$	17.86052701	
	$\frac{1}{1/RRSo + 1/RRSi}$	mg/kg	16.721
C(mg/Kg; risk-based)	mg/kg	1.67E+01	

Non-Carcinogenic effects (Commercial/Residential Soil) : RAGS equation 7

<u>variable</u>	<u>units</u>	Standardized Exposure Assumptions	
		<u>Type 1</u>	
THI, target hazard index	unitless	1	
Rfd _o , oral chronic reference dose	unitless	4.00E-03	
Rfd _i , inhalation chronic reference dose	unitless	5.71E-05	
BW, body weight	kg	70	
AT, averaging time	years	30	
EF, exposure frequency	days/yr	350	
ED, exposure duration	yr	30	
Irsoil, soil ingestion rate	m3/day	114	
Irair, daily inhalation rate	L/day	15	
VF, soil-to-air volatilization factor	m3/kg	8.81E+03	
PEF, particulate emission factor	m3/kg	4.63E+09	
K, water-to-air volatilization factor	unitless	0.5	
RRSo	$\frac{THI \cdot BW \cdot AT \cdot 365}{EF \cdot ED \cdot (1/Rfdo) \cdot 1.0E-6 \cdot IR_{soil}}$	2.56E+03	
RRSi	$\frac{THI \cdot BW \cdot AT \cdot 365}{EF \cdot ED \cdot (1/Rfdi) \cdot IR_{air} \cdot (1/VF + 1/PEF)}$	2.45E+00	
	$\frac{1.0000}{1/RRSo + 1/RRSi}$	mg/kg	2.45E+00
C(mg/kg; risk-based)	mg/kg	2.45E+00	

Carcinogenic effects (Commercial/Residential Soil) : RAGS equation 6

<u>variable</u>	<u>units</u>	Standardized Exposure Assumptions	
		<u>Type 1</u>	
TR target excess individual lifetime cancer risk	unitless	0.00001	
Sfo, oral cancer slope factor	unitless	5.70E-03	
Sfi, inhalation cancer slope factor	unitless	5.60E-03	
BW, body weight	kg	70	
AT, averaging time	years	70	
EF, exposure frequency	days/yr	350	
ED, exposure duration	yr	30	
Ir _{soil} , soil ingestion rate	m3/day	114	
Ir _{air} , daily inhalation rate	L/day	15	
VF		2.11E+03	
PEF, particulate emission factor	m3/kg	4.63E+09	
K, water-to-air volatilization factor	unitless	0.5	
RRSo $\frac{TR \cdot BW \cdot AT \cdot 365}{EF \cdot ED \cdot (Sfo \cdot 1.0E-6 \cdot IR_{soil})}$		2621.31938	
RRSi $\frac{TR \cdot BW \cdot AT \cdot 365}{EF \cdot ED \cdot (Sfi \cdot IR_{air} \cdot (1/VF + 1/PEF))}$		42.83383301	
$\frac{1}{1/RRSo + 1/RRSi}$	mg/kg	42.145	
C(mg/Kg; risk-based)	mg/kg	4.21E+01	

Non-Carcinogenic effects (Commercial/Residential Soil) : RAGS equation 7

<u>variable</u>	<u>units</u>	Standardized Exposure Assumptions	
		<u>Type 1</u>	
THI, target hazard index	unitless	1	
Rfd _o , oral chronic reference dose	unitless	2.00E-01	
Rfd _i , inhalation chronic reference dose	unitless		
BW, body weight	kg	70	
AT, averaging time	years	30	
EF, exposure frequency	days/yr	350	
ED, exposure duration	yr	30	
Ir _{soil} , soil ingestion rate	m3/day	114	
Ir _{air} , daily inhalation rate	L/day	15	
VF, soil-to-air volatilization factor	m3/kg	2.11E+03	
PEF, particulate emission factor	m3/kg	4.63E+09	
K, water-to-air volatilization factor	unitless	0.5	
RRSo $\frac{THI \cdot BW \cdot AT \cdot 365}{EF \cdot ED \cdot (1/Rfdo) \cdot 1.0E-6 \cdot IR_{soil}}$		1.28E+05	
RRSi $\frac{THI \cdot BW \cdot AT \cdot 365}{EF \cdot ED \cdot (1/Rfdi) \cdot IR_{air} \cdot (1/VF + 1/PEF)}$		#DIV/0!	
$\frac{1.0000}{1/RRSo + 1/RRSi}$	mg/kg	#DIV/0!	
C(mg/kg; risk-based)	mg/kg	1.28E+05	

Carcinogenic effects (Commercial/Residential Soil) : RAGS equation 6

<u>variable</u>	<u>units</u>	Standardized Exposure Assumptions	
		<u>Type 1</u>	
TR target excess individual lifetime cancer risk	unitless	0.00001	
Sfo, oral cancer slope factor	unitless		
Sfi, inhalation cancer slope factor	unitless		
BW, body weight	kg	70	
AT, averaging time	years	70	
EF, exposure frequency	days/yr	350	
ED, exposure duration	yr	30	
Ir _{soil} , soil ingestion rate	m ³ /day	114	
Ir _{air} , daily inhalation rate	L/day	15	
VF		8.64E+02	
PEF, particulate emission factor	m ³ /kg	4.63E+09	
K, water-to-air volatilization factor	unitless	0.5	
RRSo $\frac{TR \cdot BW \cdot AT \cdot 365}{EF \cdot ED \cdot (Sfo \cdot 1.0E-6 \cdot IR_{soil})}$		#DIV/0!	
RRSi $\frac{TR \cdot BW \cdot AT \cdot 365}{EF \cdot ED \cdot (Sfi \cdot IR_{air} \cdot (1/VF + 1/PEF))}$		#DIV/0!	
$\frac{1}{1/RRSo + 1/RRSi}$	mg/kg	#DIV/0!	
C(mg/Kg;risk-based)	mg/kg	#DIV/0!	

Non-Carcinogenic effects (Commercial/Residential Soil) : RAGS equation 7

<u>variable</u>	<u>units</u>	Standardized Exposure Assumptions	
		<u>Type 1</u>	
THI, target hazard index	unitless	1	
RfD _o , oral chronic reference dose	unitless	5.00E-02	
RfD _i , inhalation chronic reference dose	unitless	5.71E-02	
BW, body weight	kg	70	
AT, averaging time	years	30	
EF, exposure frequency	days/yr	350	
ED, exposure duration	yr	30	
Ir _{soil} , soil ingestion rate	m ³ /day	114	
Ir _{air} , daily inhalation rate	L/day	15	
VF, soil-to-air volatilization factor	m ³ /kg	8.64E+02	
PEF, particulate emission factor	m ³ /kg	4.63E+09	
K, water-to-air volatilization factor	unitless	0.5	
RRSo $\frac{THI \cdot BW \cdot AT \cdot 365}{EF \cdot ED \cdot (1/Rfdo) \cdot 1.0E-6 \cdot IR_{soil}}$		3.20E+04	
RRSi $\frac{THI \cdot BW \cdot AT \cdot 365}{EF \cdot ED \cdot (1/Rfdi) \cdot IR_{air} \cdot (1/VF + 1/PEF)}$		2.40E+02	
$\frac{1.0000}{1/RRSo + 1/RRSi}$	mg/kg	2.38E+02	
C(mg/kg;risk-based)	mg/kg	2.38E+02	

Carcinogenic effects (Commercial/Residential Soil) : RAGS equation 6

<u>variable</u>	<u>units</u>	Standardized Exposure Assumptions <u>Type 1</u>
TR target excess individual lifetime cancer risk	unitless	0.00001
Sfo, oral cancer slope factor	unitless	
Sfi, inhalation cancer slope factor	unitless	
BW, body weight	kg	70
AT, averaging time	years	70
EF, exposure frequency	days/yr	350
ED, exposure duration	yr	30
Ir _{soil} , soil ingestion rate	m3/day	114
Ir _{air} , daily inhalation rate	L/day	15
VF		2.74E+03
PEF, particulate emission factor	m3/kg	4.63E+09
K, water-to-air volatilization factor	unitless	0.5
RRSo $\frac{TR \cdot BW \cdot AT \cdot 365}{EF \cdot ED \cdot (Sfo \cdot 1.0E-6 \cdot IR_{soil})}$		#DIV/0!
RRSi $\frac{TR \cdot BW \cdot AT \cdot 365}{EF \cdot ED \cdot (Sfi \cdot IR_{air} \cdot (1/VF + 1/PEF))}$		#DIV/0!
$\frac{1}{1/RRSo + 1/RRSi}$	mg/kg	#DIV/0!
C(mg/Kg; risk-based)	mg/kg	#DIV/0!

Non-Carcinogenic effects (Commercial/Residential Soil) : RAGS equation 7

<u>variable</u>	<u>units</u>	Standardized Exposure Assumptions <u>Type 1</u>
THI, target hazard index	unitless	1
Rfd _o , oral chronic reference dose	unitless	2.00E-03
Rfd _i , inhalation chronic reference dose	unitless	
BW, body weight	kg	70
AT, averaging time	years	30
EF, exposure frequency	days/yr	350
ED, exposure duration	yr	30
Ir _{soil} , soil ingestion rate	m3/day	114
Ir _{air} , daily inhalation rate	L/day	15
VF, soil-to-air volatilization factor	m3/kg	2.74E+03
PEF, particulate emission factor	m3/kg	4.63E+09
K, water-to-air volatilization factor	unitless	0.5
RRSo $\frac{THI \cdot BW \cdot AT \cdot 365}{EF \cdot ED \cdot (1/Rfdo) \cdot 1.0E-6 \cdot IR_{soil}}$		1.28E+03
RRSi $\frac{THI \cdot BW \cdot AT \cdot 365}{EF \cdot ED \cdot (1/Rfdi) \cdot IR_{air} \cdot (1/VF + 1/PEF)}$		#DIV/0!
$\frac{1.0000}{1/RRSo + 1/RRSi}$	mg/kg	#DIV/0!
C(mg/kg; risk-based)	mg/kg	1.28E+03

Carcinogenic effects (Commercial/Residential Soil) : RAGS equation 6

<u>variable</u>	<u>units</u>	Standardized Exposure Assumptions <u>Type 1</u>
TR target excess individual lifetime cancer risk	unitless	0.00001
Sfo, oral cancer slope factor	unitless	
Sfi, inhalation cancer slope factor	unitless	
BW, body weight	kg	70
AT, averaging time	years	70
EF, exposure frequency	days/yr	350
ED, exposure duration	yr	30
Irsoil, soil ingestion rate	m3/day	114
Irair, daily inhalation rate	L/day	15
VF		5.64E+03
PEF, particulate emission factor	m3/kg	4.63E+09
K, water-to-air volatilization factor	unitless	0.5
RRSo $\frac{TR \cdot BW \cdot AT \cdot 365}{EF \cdot ED \cdot (Sfo \cdot 1.0E-6 \cdot IR_{soil})}$		#DIV/0!
RRSi $\frac{TR \cdot BW \cdot AT \cdot 365}{EF \cdot ED \cdot (Sfi \cdot IR_{air} \cdot (1/VF + 1/PEF))}$		#DIV/0!
$\frac{1}{1/RRSo + 1/RRSi}$	mg/kg	#DIV/0!
C(mg/Kg; risk-based)	mg/kg	#DIV/0!

Non-Carcinogenic effects (Commercial/Residential Soil) : RAGS equation 7

<u>variable</u>	<u>units</u>	Standardized Exposure Assumptions <u>Type 1</u>
THI, target hazard index	unitless	1
Rfd _o , oral chronic reference dose	unitless	8.00E-02
Rfd _i , inhalation chronic reference dose	unitless	1.43E+00
BW, body weight	kg	70
AT, averaging time	years	30
EF, exposure frequency	days/yr	350
ED, exposure duration	yr	30
Irsoil, soil ingestion rate	m3/day	114
Irair, daily inhalation rate	L/day	15
VF, soil-to-air volatilization factor	m3/kg	5.64E+03
PEF, particulate emission factor	m3/kg	4.63E+09
K, water-to-air volatilization factor	unitless	0.5
RRSo $\frac{THI \cdot BW \cdot AT \cdot 365}{EF \cdot ED \cdot (1/Rfd_o) \cdot 1.0E-6 \cdot IR_{soil}}$		5.12E+04
RRSi $\frac{THI \cdot BW \cdot AT \cdot 365}{EF \cdot ED \cdot (1/Rfd_i) \cdot IR_{air} \cdot (1/VF + 1/PEF)}$		3.92E+04
$\frac{1.0000}{1/RRSo + 1/RRSi}$	mg/kg	2.22E+04
C(mg/kg; risk-based)	mg/kg	2.22E+04

Carcinogenic effects (Commercial/Residential Soil) : RAGS equation 6

variable	units	Standardized Exposure Assumptions	
		Type 1	
TR, target excess individual lifetime cancer risk	unitless	0.00001	
Sfo, oral cancer slope factor	unitless	2.10E-03	
Sfi, inhalation cancer slope factor	unitless	9.10E-04	
BW, body weight	kg	70	
AT, averaging time	years	70	
EF, exposure frequency	days/yr	350	
ED, exposure duration	yr	30	
Ir _{soil} , soil ingestion rate	m3/day	114	
Ir _{air} , daily inhalation rate	L/day	15	
VF		2.64E+03	
PEF, particulate emission factor	m3/kg	4.63E+09	
K, water-to-air volatilization factor	unitless	0.5	
RRSo		$\frac{TR \cdot BW \cdot AT \cdot 365}{EF \cdot ED \cdot (Sfo \cdot 1.0E-6 \cdot IR_{soil})}$	
		7115.009747	
RRSi		$\frac{TR \cdot BW \cdot AT \cdot 365}{EF \cdot ED \cdot (Sfi \cdot IR_{air} \cdot (1/VF + 1/PEF))}$	
		329.8781406	
		$\frac{1}{1/RRSo + 1/RRSi}$	
	mg/kg	315.261	
C(mg/Kg; risk-based)	mg/kg	3.15E+02	

Non-Carcinogenic effects (Commercial/Residential Soil) : RAGS equation 7

variable	units	Standardized Exposure Assumptions	
		Type 1	
THI, target hazard index	unitless	1	
Rfd _o , oral chronic reference dose	unitless	6.00E-03	
Rfd _i , inhalation chronic reference dose	unitless	1.14E-02	
BW, body weight	kg	70	
AT, averaging time	years	30	
EF, exposure frequency	days/yr	350	
ED, exposure duration	yr	30	
Ir _{soil} , soil ingestion rate	m3/day	114	
Ir _{air} , daily inhalation rate	L/day	15	
VF, soil-to-air volatilization factor	m3/kg	2.64E+03	
PEF, particulate emission factor	m3/kg	4.63E+09	
K, water-to-air volatilization factor	unitless	0.5	
RRSo		$\frac{THI \cdot BW \cdot AT \cdot 365}{EF \cdot ED \cdot (1/Rfdo) \cdot 1.0E-6 \cdot IR_{soil}}$	
		3.84E+03	
RRSi		$\frac{THI \cdot BW \cdot AT \cdot 365}{EF \cdot ED \cdot (1/Rfdi) \cdot IR_{air} \cdot (1/VF + 1/PEF)}$	
		1.47E+02	
		$\frac{1.0000}{1/RRSo + 1/RRSi}$	
	mg/kg	1.42E+02	
C(mg/kg; risk-based)	mg/kg	1.42E+02	

Carcinogenic effects (Commercial/Residential Soil) : RAGS equation 6

			Standardized Exposure Assumptions	
<u>variable</u>	<u>units</u>		<u>Type 1</u>	
TR target excess individual lifetime cancer risk	unitless		0.00001	
Sfo, oral cancer slope factor	unitless		4.60E-02	
Sfi, inhalation cancer slope factor	unitless		1.44E-02	
BW, body weight	kg		70	
AT, averaging time	years		70	
EF, exposure frequency	days/yr		350	
ED, exposure duration	yr		30	
IRsoil, soil ingestion rate	m3/day		114	
IRair, daily inhalation rate	L/day		15	
VF			2.44E+03	
PEF, particulate emission factor	m3/kg		4.63E+09	
K, water-to-air volatilization factor	unitless		0.5	
RRSo		$\frac{TR \cdot BW \cdot AT \cdot 365}{EF \cdot ED \cdot (Sfo \cdot 1.0E-6 \cdot IR_{soil})}$	324.8156623	
RRSi		$\frac{TR \cdot BW \cdot AT \cdot 365}{EF \cdot ED \cdot (Sfi \cdot IR_{air} \cdot (1/VF + 1/PEF))}$	19.33488754	
	mg/kg	$\frac{1}{1/RRSo + 1/RRSi}$	18.249	
C(mg/Kg; risk-based)	mg/kg		1.82E+01	

Non-Carcinogenic effects (Commercial/Residential Soil) : RAGS equation 7

			Standardized Exposure Assumptions	
<u>variable</u>	<u>units</u>		<u>Type 1</u>	
THI, target hazard index	unitless		1	
Rfd _o , oral chronic reference dose	unitless		5.00E-04	
Rfd _i , inhalation chronic reference dose	unitless		5.71E-04	
BW, body weight	kg		70	
AT, averaging time	years		30	
EF, exposure frequency	days/yr		350	
ED, exposure duration	yr		30	
IRsoil, soil ingestion rate	m3/day		114	
IRair, daily inhalation rate	L/day		15	
VF, soil-to-air volatilization factor	m3/kg		2.44E+03	
PEF, particulate emission factor	m3/kg		4.63E+09	
K, water-to-air volatilization factor	unitless		0.5	
RRSo		$\frac{THI \cdot BW \cdot AT \cdot 365}{EF \cdot ED \cdot (1/Rfd_o) \cdot 1.0E-6 \cdot IR_{soil}}$	3.20E+02	
RRSi		$\frac{THI \cdot BW \cdot AT \cdot 365}{EF \cdot ED \cdot (1/Rfd_i) \cdot IR_{air} \cdot (1/VF + 1/PEF)}$	6.79E+00	
	mg/kg	$\frac{1.0000}{1/RRSo + 1/RRSi}$	6.65E+00	
C(mg/kg; risk-based)	mg/kg		6.65E+00	

Carcinogenic effects (Commercial/Residential Soil) : RAGS equation 6

<u>variable</u>	<u>units</u>	Standardized Exposure Assumptions <u>Type 1</u>
TR target excess individual lifetime cancer risk	unitless	0.00001
Sfo, oral cancer slope factor	unitless	
Sfi, inhalation cancer slope factor	unitless	
BW, body weight	kg	70
AT, averaging time	years	70
EF, exposure frequency	days/yr	350
ED, exposure duration	yr	30
Ir _{soil} , soil ingestion rate	m3/day	114
Ir _{air} , daily inhalation rate	L/day	15
VF		7.84E+03
PEF, particulate emission factor	m3/kg	4.63E+09
K, water-to-air volatilization factor	unitless	0.5
RRSo $\frac{TR \cdot BW \cdot AT \cdot 365}{EF \cdot ED \cdot (Sfo \cdot 1.0E-6 \cdot IR_{soil})}$		#DIV/0!
RRSi $\frac{TR \cdot BW \cdot AT \cdot 365}{EF \cdot ED \cdot (Sfi \cdot IR_{air} \cdot (1/VF + 1/PEF))}$		#DIV/0!
$\frac{1}{1/RRSo + 1/RRSi}$	mg/kg	#DIV/0!
C(mg/Kg;risk-based)	mg/kg	#DIV/0!

Non-Carcinogenic effects (Commercial/Residential Soil): RAGS equation 7

<u>variable</u>	<u>units</u>	Standardized Exposure Assumptions <u>Type 1</u>
THI, target hazard index	unitless	1
Rfd _o , oral chronic reference dose	unitless	2.00E-01
Rfd _i , inhalation chronic reference dose	unitless	2.86E-02
BW, body weight	kg	70
AT, averaging time	years	30
EF, exposure frequency	days/yr	350
ED, exposure duration	yr	30
Ir _{soil} , soil ingestion rate	m3/day	114
Ir _{air} , daily inhalation rate	L/day	15
VF, soil-to-air volatilization factor	m3/kg	7.84E+03
PEF, particulate emission factor	m3/kg	4.63E+09
K, water-to-air volatilization factor	unitless	0.5
RRSo $\frac{THI \cdot BW \cdot AT \cdot 365}{EF \cdot ED \cdot (1/Rfdo) \cdot 1.0E-6 \cdot IR_{soil}}$		1.28E+05
RRSi $\frac{THI \cdot BW \cdot AT \cdot 365}{EF \cdot ED \cdot (1/Rfdi) \cdot IR_{air} \cdot (1/VF + 1/PEF)}$		1.09E+03
$\frac{1.0000}{1/RRSo + 1/RRSi}$	mg/kg	1.08E+03
C(mg/kg;risk-based)	mg/kg	1.08E+03

Carcinogenic effects (Commercial/Residential Soil) : RAGS equation 6

<u>variable</u>	<u>units</u>	Standardized Exposure Assumptions <u>Type 1</u>
TR, target excess individual lifetime cancer risk	unitless	0.00001
Sfo, oral cancer slope factor	unitless	7.20E-01
Sfi, inhalation cancer slope factor	unitless	1.54E-02
BW, body weight	kg	70
AT, averaging time	years	70
EF, exposure frequency	days/yr	350
ED, exposure duration	yr	30
Ir _{soil} , soil ingestion rate	m3/day	114
Ir _{air} , daily inhalation rate	L/day	15
VF		5.81E+02
PEF, particulate emission factor	m3/kg	4.63E+09
K, water-to-air volatilization factor	unitless	0.5
RRSo $\frac{TR \cdot BW \cdot AT \cdot 365}{EF \cdot ED \cdot (Sfo \cdot 1.0E-6 \cdot IR_{soil})}$		20.75211176
RRSi $\frac{TR \cdot BW \cdot AT \cdot 365}{EF \cdot ED \cdot (Sfi \cdot IR_{air} \cdot (1/VF + 1/PEF))}$		4.283950849
$\frac{1}{1/RRSo + 1/RRSi}$	mg/kg	3.551
C(mg/Kg; risk-based)	mg/kg	3.55E+00

Non-Carcinogenic effects (Commercial/Residential Soil) : RAGS equation 7

<u>variable</u>	<u>units</u>	Standardized Exposure Assumptions <u>Type 1</u>
THI, target hazard index	unitless	1
RfDo, oral chronic reference dose	unitless	3.00E-03
RfDi, inhalation chronic reference dose	unitless	2.86E-02
BW, body weight	kg	70
AT, averaging time	years	30
EF, exposure frequency	days/yr	350
ED, exposure duration	yr	30
Ir _{soil} , soil ingestion rate	m3/day	114
Ir _{air} , daily inhalation rate	L/day	15
VF, soil-to-air volatilization factor	m3/kg	5.81E+02
PEF, particulate emission factor	m3/kg	4.63E+09
K, water-to-air volatilization factor	unitless	0.5
RRSo $\frac{THI \cdot BW \cdot AT \cdot 365}{EF \cdot ED \cdot (1/Rfdo) \cdot 1.0E-6 \cdot IR_{soil}}$		1.92E+03
RRSi $\frac{THI \cdot BW \cdot AT \cdot 365}{EF \cdot ED \cdot (1/Rfdi) \cdot IR_{air} \cdot (1/VF + 1/PEF)}$		8.08E+01
$\frac{1.0000}{1/RRSo + 1/RRSi}$	mg/kg	7.75E+01
C(mg/kg; risk-based)	mg/kg	7.75E+01

Carcinogenic effects (Commercial/Residential Soil) : RAGS equation 6

<u>variable</u>	<u>units</u>	Standardized Exposure Assumptions	
		<u>Type 1</u>	
TR, target excess individual lifetime cancer risk	unitless	0.00001	
Sfo, oral cancer slope factor	unitless	2.00E+00	
Sfi, inhalation cancer slope factor	unitless	2.00E+00	
BW, body weight	kg	70	
AT, averaging time	years	70	
EF, exposure frequency	days/yr	350	
ED, exposure duration	yr	30	
Ir _{soil} , soil ingestion rate	m3/day	114	
Ir _{air} , daily inhalation rate	L/day	15	
VF			
PEF, particulate emission factor	m3/kg	4.63E+09	
K, water-to-air volatilization factor	unitless	0.5	
RRSo $\frac{TR \cdot BW \cdot AT \cdot 365}{EF \cdot ED \cdot (Sfo \cdot 1.0E-6 \cdot IR_{soil})}$		7.470760234	
RRSi $\frac{TR \cdot BW \cdot AT \cdot 365}{EF \cdot ED \cdot (Sfi \cdot IR_{air} \cdot (1/VF + 1/PEF))}$		2.64E+05	
$\frac{1}{1/RRSo + 1/RRSi}$	mg/kg	7.471	
C(mg/Kg; risk-based)	mg/kg	7.47E+00	

Non-Carcinogenic effects (Commercial/Residential Soil) : RAGS equation 7

<u>variable</u>	<u>units</u>	Standardized Exposure Assumptions	
		<u>Type 1</u>	
THI, target hazard index	unitless	1	
RfDo, oral chronic reference dose	unitless		
RfDi, inhalation chronic reference dose	unitless		
BW, body weight	kg	70	
AT, averaging time	years	30	
EF, exposure frequency	days/yr	350	
ED, exposure duration	yr	30	
Ir _{soil} , soil ingestion rate	m3/day	114	
Ir _{air} , daily inhalation rate	L/day	15	
VF, soil-to-air volatilization factor	m3/kg		
PEF, particulate emission factor	m3/kg	4.63E+09	
K, water-to-air volatilization factor	unitless	0.5	
RRSo $\frac{THI \cdot BW \cdot AT \cdot 365}{EF \cdot ED \cdot (1/Rfdo) \cdot 1.0E-6 \cdot IR_{soil}}$		#DIV/0!	
RRSi $\frac{THI \cdot BW \cdot AT \cdot 365}{EF \cdot ED \cdot (1/Rfdi) \cdot IR_{air} \cdot (1/VF + 1/PEF)}$		#DIV/0!	
$\frac{1.0000}{1/RRSo + 1/RRSi}$	mg/kg	#DIV/0!	
C(mg/kg; risk-based)	mg/kg	#DIV/0!	

Carcinogenic effects (Commercial/Residential Soil) : RAGS equation 6

<u>variable</u>	<u>units</u>	Standardized Exposure Assumptions	
		<u>Type 1</u>	
TR target excess individual lifetime cancer risk	unitless	0.00001	
Sfo, oral cancer slope factor	unitless	2.00E+00	
Sfi, inhalation cancer slope factor	unitless	2.00E+00	
BW, body weight	kg	70	
AT, averaging time	years	70	
EF, exposure frequency	days/yr	350	
ED, exposure duration	yr	30	
Irsoil, soil ingestion rate	m3/day	114	
Irair, daily inhalation rate	L/day	15	
VF			
PEF, particulate emission factor	m3/kg	4.63E+09	
K, water-to-air volatilization factor	unitless	0.5	
RRSo $\frac{TR \cdot BW \cdot AT \cdot 365}{EF \cdot ED \cdot (Sfo \cdot 1.0E-6 \cdot IR_{soil})}$		7.470760234	
RRSi $\frac{TR \cdot BW \cdot AT \cdot 365}{EF \cdot ED \cdot (Sfi \cdot IR_{air} \cdot (1/VF + 1/PEF))}$		2.64E+05	
$\frac{1}{1/RRSo + 1/RRSi}$	mg/kg	7.471	
C(mg/Kg;risk-based)	mg/kg	7.47E+00	

Non-Carcinogenic effects (Commercial/Residential Soil) : RAGS equation 7

<u>variable</u>	<u>units</u>	Standardized Exposure Assumptions	
		<u>Type 1</u>	
THI, target hazard index	unitless	1	
Rfd _o , oral chronic reference dose	unitless		
Rfd _i , inhalation chronic reference dose	unitless		
BW, body weight	kg	70	
AT, averaging time	years	30	
EF, exposure frequency	days/yr	350	
ED, exposure duration	yr	30	
Irsoil, soil ingestion rate	m3/day	114	
Irair, daily inhalation rate	L/day	15	
VF, soil-to-air volatilization factor	m3/kg	5.34E+05	
PEF, particulate emission factor	m3/kg	4.63E+09	
K, water-to-air volatilization factor	unitless	0.5	
RRSo $\frac{THI \cdot BW \cdot AT \cdot 365}{EF \cdot ED \cdot (1/Rfd_o) \cdot 1.0E-6 \cdot IR_{soil}}$		#DIV/0!	
RRSi $\frac{THI \cdot BW \cdot AT \cdot 365}{EF \cdot ED \cdot (1/Rfd_i) \cdot IR_{air} \cdot (1/VF + 1/PEF)}$		#DIV/0!	
$\frac{1.0000}{1/RRSo + 1/RRSi}$	mg/kg	#DIV/0!	
C(mg/kg;risk-based)	mg/kg	#DIV/0!	

Carcinogenic effects (Commercial/Residential Soil): RAGS equation 6

<u>variable</u>	<u>units</u>	Standardized Exposure Assumptions	
		<u>Type 1</u>	
TR target excess individual lifetime cancer risk	unitless	0.00001	
Sfo, oral cancer slope factor	unitless	2.00E+00	
Sfi, inhalation cancer slope factor	unitless	2.00E+00	
BW, body weight	kg	70	
AT, averaging time	years	70	
EF, exposure frequency	days/yr	350	
ED, exposure duration	yr	30	
Ir _{soil} , soil ingestion rate	m3/day	114	
Ir _{air} , daily inhalation rate	L/day	15	
VF			
PEF, particulate emission factor	m3/kg	4.63E+09	
K, water-to-air volatilization factor	unitless	0.5	
RRSo	$\frac{TR \cdot BW \cdot AT \cdot 365}{EF \cdot ED \cdot (Sfo \cdot 1.0E-6 \cdot IR_{soil})}$	7.470760234	
RRSi	$\frac{TR \cdot BW \cdot AT \cdot 365}{EF \cdot ED \cdot (Sfi \cdot IR_{air} \cdot (1/VF + 1/PEF))}$	2.64E+05	
	$\frac{1}{1/RRSo + 1/RRSi}$	mg/kg	7.471
C(mg/Kg;risk-based)	mg/kg	7.47E+00	

Non-Carcinogenic effects (Commercial/Residential Soil): RAGS equation 7

<u>variable</u>	<u>units</u>	Standardized Exposure Assumptions	
		<u>Type 1</u>	
THI, target hazard index	unitless	1	
RfD _o , oral chronic reference dose	unitless	2.00E-05	
RfD _i , inhalation chronic reference dose	unitless		
BW, body weight	kg	70	
AT, averaging time	years	30	
EF, exposure frequency	days/yr	350	
ED, exposure duration	yr	30	
Ir _{soil} , soil ingestion rate	m3/day	114	
Ir _{air} , daily inhalation rate	L/day	15	
VF, soil-to-air volatilization factor	m3/kg		
PEF, particulate emission factor	m3/kg	4.63E+09	
K, water-to-air volatilization factor	unitless	0.5	
RRSo	$\frac{THI \cdot BW \cdot AT \cdot 365}{EF \cdot ED \cdot (1/Rfdo) \cdot 1.0E-6 \cdot IR_{soil}}$	1.28E+01	
RRSi	$\frac{THI \cdot BW \cdot AT \cdot 365}{EF \cdot ED \cdot (1/Rfdi) \cdot IR_{air} \cdot (1/VF + 1/PEF)}$	#DIV/0!	
	$\frac{1.0000}{1/RRSo + 1/RRSi}$	mg/kg	#DIV/0!
C(mg/kg;risk-based)	mg/kg	1.28E+01	

Carcinogenic effects (Commercial/Residential Soil) : RAGS equation 6

<u>variable</u>	<u>units</u>	Standardized Exposure Assumptions <u>Type 1</u>
TR target excess individual lifetime cancer risk	unitless	0.00001
Sfo, oral cancer slope factor	unitless	2.00E+00
Sfi, inhalation cancer slope factor	unitless	2.00E+00
BW, body weight	kg	70
AT, averaging time	years	70
EF, exposure frequency	days/yr	350
ED, exposure duration	yr	30
Irsoil, soil ingestion rate	m3/day	114
Irair, daily inhalation rate	L/day	15
VF		
PEF, particulate emission factor	m3/kg	4.63E+09
K, water-to-air volatilization factor	unitless	0.5
RRSo $\frac{TR \cdot BW \cdot AT \cdot 365}{EF \cdot ED \cdot (Sfo \cdot 1.0E-6 \cdot IR_{soil})}$		7.470760234
RRSi $\frac{TR \cdot BW \cdot AT \cdot 365}{EF \cdot ED \cdot (Sfi \cdot IR_{air} \cdot (1/VF + 1/PEF))}$		2.64E+05
$\frac{1}{1/RRSo + 1/RRSi}$	mg/kg	7.471
C(mg/Kg; risk-based)	mg/kg	7.47E+00

Non-Carcinogenic effects (Commercial/Residential Soil) : RAGS equation 7

<u>variable</u>	<u>units</u>	Standardized Exposure Assumptions <u>Type 1</u>
THI, target hazard index	unitless	1
Rfd _o , oral chronic reference dose	unitless	2.00E-05
Rfd _i , inhalation chronic reference dose	unitless	
BW, body weight	kg	70
AT, averaging time	years	30
EF, exposure frequency	days/yr	350
ED, exposure duration	yr	30
Irsoil, soil ingestion rate	m3/day	114
Irair, daily inhalation rate	L/day	15
VF, soil-to-air volatilization factor	m3/kg	9.03E+05
PEF, particulate emission factor	m3/kg	4.63E+09
K, water-to-air volatilization factor	unitless	0.5
RRSo $\frac{THI \cdot BW \cdot AT \cdot 365}{EF \cdot ED \cdot (1/Rfd_o) \cdot 1.0E-6 \cdot IR_{soil}}$		1.28E+01
RRSi $\frac{THI \cdot BW \cdot AT \cdot 365}{EF \cdot ED \cdot (1/Rfd_i) \cdot IR_{air} \cdot (1/VF + 1/PEF)}$		#DIV/0!
$\frac{1.0000}{1/RRSo + 1/RRSi}$	mg/kg	#DIV/0!
C(mg/kg; risk-based)	mg/kg	#DIV/0!

VF (Soil-to-Air Volatization Factor)

	Units	Defaults
LS, length of side of contaminated area	(m)	45
V, wind speed (velocity) in mixing zone	(m/s)	2.25
DH, diffusion height	m	2
A, area of contamination	cm ²	2.03E+07
π pi		3.14
α	cm ² /s	0.006408589
T, exposure interval	s	7.90E+08
ρ_s	g/cm ³	2.65
OC, soil organic carbon content fraction	unitless	0.02
D _{ei} , effective diffusivity	cm ² /s	0.04597
D _{ia} , molecular diffusivity	cm ² /s	6.50E-02
E, total soil porosity	unitless	3.50E-01
K _{as} , soil/air partition coefficient	g soil/cm ³ air	0.79727
H', Henry's law constant	dimensionless	7.00E-01
K _d , soil-water partition coefficient	cm ³ /g	8.78E-01
K _{oc} , organic carbon coefficient	cm ³ /g(=L/kg)	4.39E+01
H, Henry's law constant	atm-m ³ /mol	0.0172
	VF	1.55E+03

VF (Soil-to-Air Volatization Factor)

	Units	Defaults
LS, length of side of contaminated area	(m)	45
V, wind speed (velocity) in mixing zone	(m/s)	2.25
DH, diffusion height	m	2
A, area of contamination	cm ²	2.03E+07
π pi		3.14
α	cm ² /s	0.00026523
T, exposure interval	s	7.90E+08
ρ_s	g/cm ³	2.65
OC, soil organic carbon content fraction	unitless	0.02
D _{ei} , effective diffusivity	cm ² /s	0.04730
D _{ia} , molecular diffusivity	cm ² /s	6.69E-02
E, total soil porosity	unitless	3.50E-01
K _{as} , soil/air partition coefficient	g soil/cm ³ air	0.02775
H', Henry's law constant	dimensionless	3.37E-02
K _d , soil-water partition coefficient	cm ³ /g	1.21E+00
K _{oc} , organic carbon coefficient	cm ³ /g(=L/kg)	6.07E+01
H, Henry's law constant	atm-m ³ /mol	0.000824
	VF	8.81E+03

VF (Soil-to-Air Volatization Factor)

	Units	Defaults
LS, length of side of contaminated area	(m)	45
V, wind speed (velocity) in mixing zone	(m/s)	2.25
DH, diffusion height	m	2
A, area of contamination	cm ²	2.03E+07
π pi		3.14
α	cm ² /s	0.004047004
T, exposure interval	s	7.90E+08
ρ_s	g/cm ³	2.65
OC, soil organic carbon content fraction	unitless	0.02
D _{ei} , effective diffusivity	cm ² /s	0.05912
D _{ia} , molecular diffusivity	cm ² /s	8.36E-02
E, total soil porosity	unitless	3.50E-01
K _{as} , soil/air partition coefficient	g soil/cm ³ air	0.36164
H', Henry's law constant	dimensionless	2.30E-01
K _d , soil-water partition coefficient	cm ³ /g	6.36E-01
K _{oc} , organic carbon coefficient	cm ³ /g(=L/kg)	3.18E+01
H, Henry's law constant	atm·m ³ /mol	0.00562
VF		2.11E+03

VF (Soil-to-Air Volatization Factor)

	Units	Defaults
LS, length of side of contaminated area	(m)	45
V, wind speed (velocity) in mixing zone	(m/s)	2.25
DH, diffusion height	m	2
A, area of contamination	cm ²	2.03E+07
π pi		3.14
α	cm ² /s	0.015515856
T, exposure interval	s	7.90E+08
ρ_s	g/cm ³	2.65
OC, soil organic carbon content fraction	unitless	0.02
D _{ei} , effective diffusivity	cm ² /s	0.06103
D _{ia} , molecular diffusivity	cm ² /s	8.63E-02
E, total soil porosity	unitless	3.50E-01
K _{as} , soil/air partition coefficient	g soil/cm ³ air	1.67767
H', Henry's law constant	dimensionless	1.07E+00
K _d , soil-water partition coefficient	cm ³ /g	6.36E-01
K _{oc} , organic carbon coefficient	cm ³ /g(=L/kg)	3.18E+01
H, Henry's law constant	atm-m ³ /mol	0.0261
VF		8.64E+02

VF (Soil-to-Air Volatization Factor)

	Units	Defaults
LS, length of side of contaminated area	(m)	45
V, wind speed (velocity) in mixing zone	(m/s)	2.25
DH, diffusion height	m	2
A, area of contamination	cm ²	2.03E+07
π pi		3.14
α	cm ² /s	0.002553915
T, exposure interval	s	7.90E+08
ρ_s	g/cm ³	2.65
OC, soil organic carbon content fraction	unitless	0.02
D _{ei} , effective diffusivity	cm ² /s	0.06223
D _{ia} , molecular diffusivity	cm ² /s	8.80E-02
E, total soil porosity	unitless	3.50E-01
K _{as} , soil/air partition coefficient	g soil/cm ³ air	0.21061
H', Henry's law constant	dimensionless	1.67E-01
K _d , soil-water partition coefficient	cm ³ /g	7.92E-01
K _{oc} , organic carbon coefficient	cm ³ /g(=L/kg)	3.96E+01
H, Henry's law constant	atm-m ³ /mol	0.00408
	VF	2.74E+03

VF (Soil-to-Air Volatization Factor)

	Units	Defaults
LS, length of side of contaminated area	(m)	45
V, wind speed (velocity) in mixing zone	(m/s)	2.25
DH, diffusion height	m	2
A, area of contamination	cm ²	2.03E+07
π pi	.	3.14
α	cm ² /s	0.000639149
T, exposure interval	s	7.90E+08
ρ_s	g/cm ³	2.65
OC, soil organic carbon content fraction	unitless	0.02
D _{ei} , effective diffusivity	cm ² /s	0.05516
D _{ia} , molecular diffusivity	cm ² /s	7.80E-02
E, total soil porosity	unitless	3.50E-01
K _{as} , soil/air partition coefficient	g soil/cm ³ air	0.05769
H', Henry's law constant	dimensionless	2.70E-01
K _d , soil-water partition coefficient	cm ³ /g	4.68E+00
K _{oc} , organic carbon coefficient	cm ³ /g(=L/kg)	2.34E+02
H, Henry's law constant	atm-m ³ /mol	0.00664
	VF	5.64E+03

VF (Soil-to-Air Volatization Factor)

	Units	Defaults
LS, length of side of contaminated area	(m)	45
V, wind speed (velocity) in mixing zone	(m/s)	2.25
DH, diffusion height	m	2
A, area of contamination	cm ²	2.03E+07
π pi		3.14
α	cm ² /s	0.002565071
T, exposure interval	s	7.90E+08
ρ_s	g/cm ³	2.65
OC, soil organic carbon content fraction	unitless	0.02
D _{ei} , effective diffusivity	cm ² /s	0.03569
D _{ia} , molecular diffusivity	cm ² /s	5.05E-02
E, total soil porosity	unitless	3.50E-01
K _{as} , soil/air partition coefficient	g soil/cm ³ air	0.38110
H', Henry's law constant	dimensionless	7.24E-01
K _d , soil-water partition coefficient	cm ³ /g	1.90E+00
K _{oc} , organic carbon coefficient	cm ³ /g(=L/kg)	9.49E+01
H _i , Henry's law constant	atm-m ³ /mol	0.0177
VF		2.64E+03

VF (Soil-to-Air Volatization Factor)

	Units	Defaults
LS, length of side of contaminated area	(m)	45
V, wind speed (velocity) in mixing zone	(m/s)	2.25
DH, diffusion height	m	2
A, area of contamination	cm ²	2.03E+07
π pi		3.14
α	cm ² /s	0.003061947
T, exposure interval	s	7.90E+08
ρ_s	g/cm ³	2.65
OC, soil organic carbon content fraction	unitless	0.02
D _{ei} , effective diffusivity	cm ² /s	0.04880
D _{ia} , molecular diffusivity	cm ² /s	6.90E-02
E, total soil porosity	unitless	3.50E-01
K _{as} , soil/air partition coefficient	g soil/cm ³ air	0.32949
H', Henry's law constant	dimensionless	4.00E-01
K _d , soil-water partition coefficient	cm ³ /g	1.21E+00
K _{oc} , organic carbon coefficient	cm ³ /g(=L/kg)	6.07E+01
H, Henry's law constant	atm-m ³ /mol	0.00985
VF		2.44E+03

VF (Soil-to-Air Volatization Factor)

	Units	Defaults
LS, length of side of contaminated area	(m)	45
V, wind speed (velocity) in mixing zone	(m/s)	2.25
DH, diffusion height	m	2
A, area of contamination	cm ²	2.03E+07
π pi		3.14
α	cm ² /s	0.000334854
T, exposure interval	s	7.90E+08
ρ_s	g/cm ³	2.65
OC, soil organic carbon content fraction	unitless	0.02
D _{ei} , effective diffusivity	cm ² /s	0.05993
D _{ia} , molecular diffusivity	cm ² /s	8.47E-02
E, total soil porosity	unitless	3.50E-01
K _{as} , soil/air partition coefficient	g soil/cm ³ air	0.02765
H ⁱ , Henry's law constant	dimensionless	2.12E-01
K _d , soil-water partition coefficient	cm ³ /g	7.66E+00
K _{oc} , organic carbon coefficient	cm ³ /g(=L/kg)	3.83E+02
H, Henry's law constant	atm-m ³ /mol	0.00664
VF		7.84E+03

VF (Soil-to-Air Volatization Factor)

	Units	Defaults
LS, length of side of contaminated area	(m)	45
V, wind speed (velocity) in mixing zone	(m/s)	2.25
DH, diffusion height	m	2
A, area of contamination	cm ²	2.03E+07
π pi		3.14
α	cm ² /s	0.02627269
T, exposure interval	s	7.90E+08
ρ_s	g/cm ³	2.65
OC, soil organic carbon content fraction	unitless	0.02
D _{ei} , effective diffusivity	cm ² /s	0.07567
D _{ia} , molecular diffusivity	cm ² /s	1.07E-01
E, total soil porosity	unitless	3.50E-01
K _{as} , soil/air partition coefficient	g soil/cm ³ air	2.61751
H', Henry's law constant	dimensionless	1.14E+00
K _d , soil-water partition coefficient	cm ³ /g	4.34E-01
K _{oc} , organic carbon coefficient	cm ³ /g(=L/kg)	2.17E+01
H, Henry's law constant	atm·m ³ /mol	0.0278
VF		5.81E+02

ATTACHMENT B

GROUNDWATER TOXICITY CALCULATIONS

Carcinogenic effects (Water) : RAGS equation 1

<u>variable</u>	<u>units</u>	<u>Adult</u> <u>Type 4</u>	
TR, target excess individual lifetime cancer risk	unitless	0.00001	
Sfo, oral cancer slope factor	mg/kg-day		
Sfi, inhalation cancer slope factor	mg/kg-day		
BW, body weight	kg	70	
AT, averaging time	years	70	
EF, exposure frequency	days/yr	250	
ED, exposure duration	yr	25	
Ir _{air} , daily inhalation rate	m ³ /day	20	
Ir _w , daily water ingestion rate	L/day	1	
K, water to air volatilization factor	unitless	0.5	
RRSo $\frac{TR \cdot BW \cdot AT \cdot 365}{EF \cdot ED \cdot (Sfo \cdot IRw)}$		#DIV/0!	Oral
RRSi $\frac{TR \cdot BW \cdot AT \cdot 365}{EF \cdot ED \cdot (Sfi \cdot K \cdot IRair)}$		#DIV/0!	Inhalation
$\frac{1.0000}{1/RRSo + 1/RRSi}$	mg/L	#DIV/0!	
C(mg/L; risk-based)	mg/L	#DIV/0!	Equations OK

Non-carcinogenic effects (Water) : RAGS equation 2

<u>variable</u>	<u>units</u>	<u>Adult</u> <u>Type 4</u>	
THI, target hazard index	unitless	1	
Rfd _o , oral chronic reference dose	unitless	2.00E+00	
Rfd _i , inhalation chronic reference dose	unitless	1.43E+00	
BW, body weight	kg	70	
AT, averaging time	years	25	AT = ED for Non-carcinogens
EF, exposure frequency	days/yr	250	
ED, exposure duration	yr	25	
Ir _{air} , daily inhalation rate	m ³ /day	20	
Ir _w , daily water ingestion rate	L/day	1	
K, water-to-air volatilization factor	unitless	0.5	
RRSo $\frac{THI \cdot BW \cdot AT \cdot 365}{EF \cdot ED \cdot (1/Rfdo \cdot IRw)}$		204.40	Oral
RRSi $\frac{THI \cdot BW \cdot AT \cdot 365}{EF \cdot ED \cdot (1/Rfdi \cdot K \cdot IRair)}$		14.60000	Inhalation
$\frac{1}{1/RRSo + 1/RRSi}$	mg/L	13.6267	
C(mg/L; risk-based)	mg/L	1.363E+01	Equations are OK

Carcinogenic effects (Water): RAGS equation 1**1,1,2-TCA**

<u>variable</u>	<u>units</u>	<u>Adult Type 4</u>	
TR target excess individual lifetime cancer risk	unitless	0.00001	
Sfo, oral cancer slope factor	mg/kg-day	5.70E-02	
Sfi, inhalation cancer slope factor	mg/kg-day	5.60E-02	
BW, body weight	kg	70	
AT, averaging time	years	70	
EF, exposure frequency	days/yr	250	
ED, exposure duration	yr	25	
Ir _{air} , daily inhalation rate	m3/day	20	
Ir _w , daily water ingestion rate	L/day	1	
K, water to air volatization factor	unitless	0.5	
RRSo $\frac{TR \cdot BW \cdot AT \cdot 365}{EF \cdot ED \cdot (Sfo \cdot IRw)}$		0.05020	Oral
RRSi $\frac{TR \cdot BW \cdot AT \cdot 365}{EF \cdot ED \cdot (Sfi \cdot K \cdot IRair)}$		5.11E-03	Inhalation
$\frac{1.0000}{1/RRSo + 1/RRSi}$	mg/L	4.64E-03	
C(mg/L; risk-based)	mg/L	4.64E-03	Equations OK

Non-carcinogenic effects (Water): RAGS equation 2

<u>variable</u>	<u>units</u>	<u>Adult Type 4</u>	
THI, target hazard index	unitless	1	
RfD _o , oral chronic reference dose	unitless	4.00E-03	
RfD _i , inhalation chronic reference dose	unitless	5.71E-05	
BW, body weight	kg	70	
AT, averaging time	years	25	AT = ED for Non-carcinogens
EF, exposure frequency	days/yr	250	
ED, exposure duration	yr	25	
Ir _{air} , daily inhalation rate	m3/day	20	
Ir _w , daily water ingestion rate	L/day	1	
K, water-to-air volatization factor	unitless	0.5	
RRSo $\frac{THI \cdot BW \cdot AT \cdot 365}{EF \cdot ED \cdot (1/Rfdo \cdot IRw)}$		0.41	Oral
RRSi $\frac{THI \cdot BW \cdot AT \cdot 365}{EF \cdot ED \cdot (1/Rfdi \cdot K \cdot IRair)}$		0.00058	Inhalation
$\frac{1}{1/RRSo + 1/RRSi}$	mg/L	0.0006	
C(mg/L; risk-based)	mg/L	5.832E-04	Equations are OK

Carcinogenic effects (Water) : RAGS equation 1

<u>variable</u>	<u>units</u>	<u>Adult Type 4</u>	
TR target excess individual lifetime cancer risk	unitless	0.00001	
Sfo, oral cancer slope factor	mg/kg-day	5.70E-03	
Sfi, inhalation cancer slope factor	mg/kg-day	5.60E-03	
BW, body weight	kg	70	
AT, averaging time	years	70	
EF, exposure frequency	days/yr	250	
ED, exposure duration	yr	25	
Ir _{air} , daily inhalation rate	m3/day	20	
Ir _w , daily water ingestion rate	L/day	1	
K, water to air volatilization factor	unitless	0.5	
RRSo $\frac{TR \cdot BW \cdot AT \cdot 365}{EF \cdot ED \cdot (Sfo \cdot IRw)}$		0.50204	Oral
RRSi $\frac{TR \cdot BW \cdot AT \cdot 365}{EF \cdot ED \cdot (Sfi \cdot K \cdot IRair)}$		5.11E-02	Inhalation
$\frac{1.0000}{1/RRSo + 1/RRSi}$	mg/L	4.64E-02	
C(mg/L;risk-based)	mg/L	4.64E-02	Equations OK

Non-carcinogenic effects (Water) : RAGS equation 2

<u>variable</u>	<u>units</u>	<u>Adult Type 4</u>	
THI, target hazard index	unitless	1	
Rfd _o , oral chronic reference dose	unitless	2.00E-01	
Rfd _i , inhalation chronic reference dose	unitless		
BW, body weight	kg	70	
AT, averaging time	years	25	AT = ED for Non-carcinogens
EF, exposure frequency	days/yr	250	
ED, exposure duration	yr	25	
Ir _{air} , daily inhalation rate	m3/day	20	
Ir _w , daily water ingestion rate	L/day	1	
K, water-to-air volatilization factor	unitless	0.5	
RRSo $\frac{THI \cdot BW \cdot AT \cdot 365}{EF \cdot ED \cdot (1/Rfdo \cdot IRw)}$		20.44	Oral
RRSi $\frac{THI \cdot BW \cdot AT \cdot 365}{EF \cdot ED \cdot (1/Rfdi \cdot K \cdot IRair)}$		#DIV/0!	Inhalation
$\frac{1}{1/RRSo + 1/RRSi}$	mg/L	#DIV/0!	
C(mg/L;risk-based)	mg/L	2.044E+01	Equations are OK

Carcinogenic effects (Water) : RAGS equation 1

<u>variable</u>	<u>units</u>	<u>Adult Type 4</u>	
TR target excess individual lifetime cancer risk	unitless	0.00001	
Sfo, oral cancer slope factor	mg/kg-day		
Sfi, inhalation cancer slope factor	mg/kg-day		
BW, body weight	kg	70	
AT, averaging time	years	70	
EF, exposure frequency	days/yr	250	
ED, exposure duration	yr	25	
Ir _{air} , daily inhalation rate	m3/day	20	
Ir _w , daily water ingestion rate	L/day	1	
K, water to air volatilization factor	unitless	0.5	
RRSo $\frac{TR \cdot BW \cdot AT \cdot 365}{EF \cdot ED \cdot (Sfo \cdot IRw)}$		#DIV/0!	Oral
RRSi $\frac{TR \cdot BW \cdot AT \cdot 365}{EF \cdot ED \cdot (Sfi \cdot K \cdot IRair)}$		#DIV/0!	Inhalation
$\frac{1.0000}{1/RRSo + 1/RRSi}$	mg/L	#DIV/0!	
C(mg/L; risk-based)	mg/L	#DIV/0!	Equations OK

Non-carcinogenic effects (Water) : RAGS equation 2

<u>variable</u>	<u>units</u>	<u>Adult Type 4</u>	
THI, target hazard index	unitless	1	
Rfd _o , oral chronic reference dose	unitless	5.00E-02	
Rfd _i , inhalation chronic reference dose	unitless	5.71E-02	
BW, body weight	kg	70	
AT, averaging time	years	25	AT = ED for Non-carcinogens
EF, exposure frequency	days/yr	250	
ED, exposure duration	yr	25	
Ir _{air} , daily inhalation rate	m3/day	20	
Ir _w , daily water ingestion rate	L/day	1	
K, water-to-air volatilization factor	unitless	0.5	
RRSo $\frac{THI \cdot BW \cdot AT \cdot 365}{EF \cdot ED \cdot (1/Rfdo \cdot IRw)}$		5.11	Oral
RRSi $\frac{THI \cdot BW \cdot AT \cdot 365}{EF \cdot ED \cdot (1/Rfdi \cdot K \cdot IRair)}$		0.58400	Inhalation
$\frac{1}{1/RRSo + 1/RRSi}$	mg/L	0.5241	
C(mg/L; risk-based)	mg/L	5.241E-01	Equations are OK

Carcinogenic effects (Water) : RAGS equation 1

<u>variable</u>	<u>units</u>	<u>Adult Type 4</u>	
TR target excess individual lifetime cancer risk	unitless	0.00001	
Sfo, oral cancer slope factor	mg/kg-day		
Sfi, inhalation cancer slope factor	mg/kg-day		
BW, body weight	kg	70	
AT, averaging time	years	70	
EF, exposure frequency	days/yr	250	
ED, exposure duration	yr	25	
Ir _{air} , daily inhalation rate	m3/day	20	
Ir _w , daily water ingestion rate	L/day	1	
K, water to air volatilization factor	unitless	0.5	
RRSo $\frac{TR \cdot BW \cdot AT \cdot 365}{EF \cdot ED \cdot (Sfo \cdot IRw)}$		#DIV/0!	Oral
RRSi $\frac{TR \cdot BW \cdot AT \cdot 365}{EF \cdot ED \cdot (Sfi \cdot K \cdot IRair)}$		#DIV/0!	Inhalation
$\frac{1.0000}{1/RRSo + 1/RRSi}$	mg/L	#DIV/0!	
C(mg/L; risk-based)	mg/L	#DIV/0!	Equations OK

Non-carcinogenic effects (Water) : RAGS equation 2

<u>variable</u>	<u>units</u>	<u>Adult Type 4</u>	
THI, target hazard index	unitless	1	
Rfd _o , oral chronic reference dose	unitless	9.00E-01	
Rfd _i , inhalation chronic reference dose	unitless	8.86E+00	
BW, body weight	kg	70	
AT, averaging time	years	25	AT = ED for Non-carcinogens
EF, exposure frequency	days/yr	250	
ED, exposure duration	yr	25	
Ir _{air} , daily inhalation rate	m3/day	20	
Ir _w , daily water ingestion rate	L/day	1	
K, water-to-air volatilization factor	unitless	0.5	
RRSo $\frac{THI \cdot BW \cdot AT \cdot 365}{EF \cdot ED \cdot (1/Rfdo \cdot IRw)}$		91.98	Oral
RRSi $\frac{THI \cdot BW \cdot AT \cdot 365}{EF \cdot ED \cdot (1/Rfdi \cdot K \cdot IRair)}$		90.52000	Inhalation
$\frac{1}{1/RRSo + 1/RRSi}$	mg/L	45.6221	
C(mg/L; risk-based)	mg/L	4.562E+01	Equations are OK

Carcinogenic effects (Water) : RAGS equation 1

<u>variable</u>	<u>units</u>	<u>Adult Type 4</u>	
TR target excess individual lifetime cancer risk	unitless	0.00001	
Sfo, oral cancer slope factor	mg/kg-day	7.00E-02	
Sfi, inhalation cancer slope factor	mg/kg-day	2.10E-02	
BW, body weight	kg	70	
AT, averaging time	years	70	
EF, exposure frequency	days/yr	250	
ED, exposure duration	yr	25	
Ir _{air} , daily inhalation rate	m3/day	20	
Ir _w , daily water ingestion rate	L/day	1	
K, water to air volatilization factor	unitless	0.5	
RRSo $\frac{TR \cdot BW \cdot AT \cdot 365}{EF \cdot ED \cdot (Sfo \cdot IRw)}$		0.04088	Oral
RRSi $\frac{TR \cdot BW \cdot AT \cdot 365}{EF \cdot ED \cdot (Sfi \cdot K \cdot IRair)}$		1.36E-02	Inhalation
$\frac{1.0000}{1/RRSo + 1/RRSi}$	mg/L	1.02E-02	
C(mg/L;risk-based)	mg/L	1.02E-02	Equations OK

Non-carcinogenic effects (Water) : RAGS equation 2

<u>variable</u>	<u>units</u>	<u>Adult Type 4</u>	
THI, target hazard index	unitless	1	
Rfd _o , oral chronic reference dose	unitless	4.00E-03	
Rfd _i , inhalation chronic reference dose	unitless	2.86E-02	
BW, body weight	kg	70	
AT, averaging time	years	25	AT = ED for Non-carcinogens
EF, exposure frequency	days/yr	250	
ED, exposure duration	yr	25	
Ir _{air} , daily inhalation rate	m3/day	20	
Ir _w , daily water ingestion rate	L/day	1	
K, water-to-air volatilization factor	unitless	0.5	
RRSo $\frac{THI \cdot BW \cdot AT \cdot 365}{EF \cdot ED \cdot (1/Rfdo \cdot IRw)}$		0.41	Oral
RRSi $\frac{THI \cdot BW \cdot AT \cdot 365}{EF \cdot ED \cdot (1/Rfdi \cdot K \cdot IRair)}$		0.29200	Inhalation
$\frac{1}{1/RRSo + 1/RRSi}$	mg/L	0.1703	
C(mg/L;risk-based)	mg/L	1.703E-01	Equations are OK

Carcinogenic effects (Water) : RAGS equation 1

<u>variable</u>	<u>units</u>	<u>Adult Type 4</u>	
TR target excess individual lifetime cancer risk	unitless	0.00001	
Sfo, oral cancer slope factor	mg/kg-day	3.10E-02	
Sfi, inhalation cancer slope factor	mg/kg-day	8.05E-02	
BW, body weight	kg	70	
AT, averaging time	years	70	
EF, exposure frequency	days/yr	250	
ED, exposure duration	yr	25	
Ir _{air} , daily inhalation rate	m3/day	20	
Ir _w , daily water ingestion rate	L/day	1	
K, water to air volatilization factor	unitless	0.5	
RRSo $\frac{TR \cdot BW \cdot AT \cdot 365}{EF \cdot ED \cdot (Sfo \cdot IRw)}$		0.09231	Oral
RRSi $\frac{TR \cdot BW \cdot AT \cdot 365}{EF \cdot ED \cdot (Sfi \cdot K \cdot IRair)}$		3.55E-03	Inhalation
$\frac{1.0000}{1/RRSo + 1/RRSi}$	mg/L	3.42E-03	
C(mg/L;risk-based)	mg/L	3.42E-03	Equations OK

Non-carcinogenic effects (Water) : RAGS equation 2

<u>variable</u>	<u>units</u>	<u>Adult Type 4</u>	
THI, target hazard index	unitless	1	
Rfd _o , oral chronic reference dose	unitless	1.00E-02	
Rfd _i , inhalation chronic reference dose	unitless	2.80E-02	
BW, body weight	kg	70	
AT, averaging time	years	25	AT = ED for Non-carcinogens
EF, exposure frequency	days/yr	250	
ED, exposure duration	yr	25	
Ir _{air} , daily inhalation rate	m3/day	20	
Ir _w , daily water ingestion rate	L/day	1	
K, water-to-air volatilization factor	unitless	0.5	
RRSo $\frac{THI \cdot BW \cdot AT \cdot 365}{EF \cdot ED \cdot (1/Rfdo \cdot IRw)}$		1.02	Oral
RRSi $\frac{THI \cdot BW \cdot AT \cdot 365}{EF \cdot ED \cdot (1/Rfdi \cdot K \cdot IRair)}$		0.28616	Inhalation
$\frac{1}{1/RRSo + 1/RRSi}$	mg/L	0.2236	
C(mg/L;risk-based)	mg/L	2.236E-01	Equations are OK

Carcinogenic effects (Water) : RAGS equation 1

<u>variable</u>	<u>units</u>	<u>Adult Type 4</u>	
TR, target excess individual lifetime cancer risk	unitless	0.00001	
Sfo, oral cancer slope factor	mg/kg-day		
Sfi, inhalation cancer slope factor	mg/kg-day		
BW, body weight	kg	70	
AT, averaging time	years	70	
EF, exposure frequency	days/yr	250	
ED, exposure duration	yr	25	
Ir _{air} , daily inhalation rate	m ³ /day	20	
Ir _w , daily water ingestion rate	L/day	1	
K, water to air volatilization factor	unitless	0.5	
RRSo $\frac{TR \cdot BW \cdot AT \cdot 365}{EF \cdot ED \cdot (Sfo \cdot IRw)}$		#DIV/0!	Oral
RRSi $\frac{TR \cdot BW \cdot AT \cdot 365}{EF \cdot ED \cdot (Sfi \cdot K \cdot IRair)}$		#DIV/0!	Inhalation
$\frac{1.0000}{1/RRSo + 1/RRSi}$	mg/L	#DIV/0!	
C(mg/L; risk-based)	mg/L	#DIV/0!	Equations OK

Non-carcinogenic effects (Water) : RAGS equation 2

<u>variable</u>	<u>units</u>	<u>Adult Type 4</u>	
THI, target hazard index	unitless	1	
RfD _o , oral chronic reference dose	unitless		
RfD _i , inhalation chronic reference dose	unitless	2.86E+00	
BW, body weight	kg	70	
AT, averaging time	years	25	AT = ED for Non-carcinogens
EF, exposure frequency	days/yr	250	
ED, exposure duration	yr	25	
Ir _{air} , daily inhalation rate	m ³ /day	20	
Ir _w , daily water ingestion rate	L/day	1	
K, water-to-air volatilization factor	unitless	0.5	
RRSo $\frac{THI \cdot BW \cdot AT \cdot 365}{EF \cdot ED \cdot (1/Rfdo \cdot IRw)}$		#DIV/0!	Oral
RRSi $\frac{THI \cdot BW \cdot AT \cdot 365}{EF \cdot ED \cdot (1/Rfdi \cdot K \cdot IRair)}$		29.20000	Inhalation
$\frac{1}{1/RRSo + 1/RRSi}$	mg/L	#DIV/0!	
C(mg/L; risk-based)	mg/L	2.920E+01	Equations are OK

Carcinogenic effects (Water) : RAGS equation 1

<u>variable</u>	<u>units</u>	<u>Adult</u> <u>Type 4</u>	
TR, target excess individual lifetime cancer risk	unitless	0.00001	
Sfo, oral cancer slope factor	mg/kg-day		
Sfi, inhalation cancer slope factor	mg/kg-day		
BW, body weight	kg	70	
AT, averaging time	years	70	
EF, exposure frequency	days/yr	250	
ED, exposure duration	yr	25	
I _{air} , daily inhalation rate	m3/day	20	
I _w , daily water ingestion rate	L/day	1	
K, water to air volatilization factor	unitless	0.5	
RRSo	$\frac{TR \cdot BW \cdot AT \cdot 365}{EF \cdot ED \cdot (Sfo \cdot IRw)}$	#DIV/0!	Oral
RRSi	$\frac{TR \cdot BW \cdot AT \cdot 365}{EF \cdot ED \cdot (Sfi \cdot K \cdot IRair)}$	#DIV/0!	Inhalation
	$\frac{1.0000}{1/RRSo + 1/RRSi}$	mg/L	#DIV/0!
C(mg/L; risk-based)	mg/L	#DIV/0!	Equations OK

Non-carcinogenic effects (Water) : RAGS equation 2

<u>variable</u>	<u>units</u>	<u>Adult</u> <u>Type 4</u>	
THI, target hazard index	unitless	1	
Rfd _o , oral chronic reference dose	unitless	2.00E-03	
Rfd _i , inhalation chronic reference dose	unitless		
BW, body weight	kg	70	
AT, averaging time	years	25	AT = ED for Non-carcinogens
EF, exposure frequency	days/yr	250	
ED, exposure duration	yr	25	
I _{air} , daily inhalation rate	m3/day	20	
I _w , daily water ingestion rate	L/day	1	
K, water-to-air volatilization factor	unitless	0.5	
RRSo	$\frac{THI \cdot BW \cdot AT \cdot 365}{EF \cdot ED \cdot (1/Rfdo \cdot IRw)}$	0.20	Oral
RRSi	$\frac{THI \cdot BW \cdot AT \cdot 365}{EF \cdot ED \cdot (1/Rfdi \cdot K \cdot IRair)}$	#DIV/0!	Inhalation
	$\frac{1}{1/RRSo + 1/RRSi}$	mg/L	#DIV/0!
C(mg/L; risk-based)	mg/L	2.044E-01	Equations are OK

Carcinogenic effects (Water) : RAGS equation 1

<u>variable</u>	<u>units</u>	<u>Adult Type 4</u>	
TR target excess individual lifetime cancer risk	unitless	0.00001	
Sfo, oral cancer slope factor	mg/kg-day	1.80E-03	
Sfi, inhalation cancer slope factor	mg/kg-day	9.10E-04	
BW, body weight	kg	70	
AT, averaging time	years	70	
EF, exposure frequency	days/yr	250	
ED, exposure duration	yr	25	
Ir _{air} , daily inhalation rate	m3/day	20	
Ir _w , daily water ingestion rate	L/day	1	
K, water to air volatilization factor	unitless	0.5	
RRSo $\frac{TR \cdot BW \cdot AT \cdot 365}{EF \cdot ED \cdot (Sfo \cdot IRw)}$		1.58978	Oral
RRSi $\frac{TR \cdot BW \cdot AT \cdot 365}{EF \cdot ED \cdot (Sfi \cdot K \cdot IRair)}$		3.14E-01	Inhalation
$\frac{1.0000}{1/RRSo + 1/RRSi}$	mg/L	2.63E-01	
C(mg/L; risk-based)	mg/L	2.63E-01	Equations OK

Non-carcinogenic effects (Water) : RAGS equation 2

<u>variable</u>	<u>units</u>	<u>Adult Type 4</u>	
THI, target hazard index	unitless	1	
Rfd _o , oral chronic reference dose	unitless		
Rfd _i , inhalation chronic reference dose	unitless	8.57E-01	
BW, body weight	kg	70	
AT, averaging time	years	25	AT = ED for Non-carcinogens
EF, exposure frequency	days/yr	250	
ED, exposure duration	yr	25	
Ir _{air} , daily inhalation rate	m3/day	20	
Ir _w , daily water ingestion rate	L/day	1	
K, water-to-air volatilization factor	unitless	0.5	
RRSo $\frac{THI \cdot BW \cdot AT \cdot 365}{EF \cdot ED \cdot (1/Rfdo \cdot IRw)}$		#DIV/0!	Oral
RRSi $\frac{THI \cdot BW \cdot AT \cdot 365}{EF \cdot ED \cdot (1/Rfdi \cdot K \cdot IRair)}$		8.76000	Inhalation
$\frac{1}{1/RRSo + 1/RRSi}$	mg/L	#DIV/0!	
C(mg/L; risk-based)	mg/L	8.760E+00	Equations are OK

Carcinogenic effects (Water) : RAGS equation 1

<u>variable</u>	<u>units</u>	<u>Adult Type 4</u>	
TR, target excess individual lifetime cancer risk	unitless	0.00001	
Sfo, oral cancer slope factor	mg/kg-day		
Sfi, inhalation cancer slope factor	mg/kg-day		
BW, body weight	kg	70	
AT, averaging time	years	70	
EF, exposure frequency	days/yr	250	
ED, exposure duration	yr	25	
I _{air} , daily inhalation rate	m3/day	20	
I _w , daily water ingestion rate	L/day	1	
K, water to air volatilization factor	unitless	0.5	
RRSo $\frac{TR \cdot BW \cdot AT \cdot 365}{EF \cdot ED \cdot (Sfo \cdot IRw)}$		#DIV/0!	Oral
RRSi $\frac{TR \cdot BW \cdot AT \cdot 365}{EF \cdot ED \cdot (Sfi \cdot K \cdot IRair)}$		#DIV/0!	Inhalation
$\frac{1.0000}{1/RRSo + 1/RRSi}$	mg/L	#DIV/0!	
C(mg/L; risk-based)	mg/L	#DIV/0!	Equations OK

Non-carcinogenic effects (Water) : RAGS equation 2

<u>variable</u>	<u>units</u>	<u>Adult Type 4</u>	
THI, target hazard index	unitless	1	
RfD _o , oral chronic reference dose	unitless	8.00E-02	
RfD _i , inhalation chronic reference dose	unitless	1.43E+00	
BW, body weight	kg	70	
AT, averaging time	years	25	AT = ED for Non-carcinogens
EF, exposure frequency	days/yr	250	
ED, exposure duration	yr	25	
I _{air} , daily inhalation rate	m3/day	20	
I _w , daily water ingestion rate	L/day	1	
K, water-to-air volatilization factor	unitless	0.5	
RRSo $\frac{THI \cdot BW \cdot AT \cdot 365}{EF \cdot ED \cdot (1/Rfdo \cdot IRw)}$		8.18	Oral
RRSi $\frac{THI \cdot BW \cdot AT \cdot 365}{EF \cdot ED \cdot (1/Rfdi \cdot K \cdot IRair)}$		14.60000	Inhalation
$\frac{1}{1/RRSo + 1/RRSi}$	mg/L	5.2410	
C(mg/L; risk-based)	mg/L	5.241E+00	Equations are OK

Carcinogenic effects (Water) : RAGS equation 1

<u>variable</u>	<u>units</u>	<u>Adult Type 4</u>	
TR, target excess individual lifetime cancer risk	unitless	0.00001	
Sfo, oral cancer slope factor	mg/kg-day		
Sfi, inhalation cancer slope factor	mg/kg-day		
BW, body weight	kg	70	
AT, averaging time	years	70	
EF, exposure frequency	days/yr	250	
ED, exposure duration	yr	25	
Ir _{air} , daily inhalation rate	m3/day	20	
Ir _w , daily water ingestion rate	L/day	1	
K, water to air volatilization factor	unitless	0.5	
RRSo	$\frac{TR \cdot BW \cdot AT \cdot 365}{EF \cdot ED \cdot (Sfo \cdot IRw)}$	#DIV/0!	Oral
RRSi	$\frac{TR \cdot BW \cdot AT \cdot 365}{EF \cdot ED \cdot (Sfi \cdot K \cdot IRair)}$	#DIV/0!	Inhalation
	$\frac{1.0000}{1/RRSo + 1/RRSi}$	mg/L	#DIV/0!
C(mg/L;risk-based)	mg/L	#DIV/0!	Equations OK

Non-carcinogenic effects (Water) : RAGS equation 2

<u>variable</u>	<u>units</u>	<u>Adult Type 4</u>	
THI, target hazard index	unitless	1	
Rfd _o , oral chronic reference dose	unitless	2.00E-02	
Rfd _i , inhalation chronic reference dose	unitless	0.00E+00	
BW, body weight	kg	70	
AT, averaging time	years	25	AT = ED for Non-carcinogens
EF, exposure frequency	days/yr	250	
ED, exposure duration	yr	25	
Ir _{air} , daily inhalation rate	m3/day	20	
Ir _w , daily water ingestion rate	L/day	1	
K, water-to-air volatilization factor	unitless	0.5	
RRSo	$\frac{THI \cdot BW \cdot AT \cdot 365}{EF \cdot ED \cdot (1/Rfdo \cdot IRw)}$	2.04	Oral
RRSi	$\frac{THI \cdot BW \cdot AT \cdot 365}{EF \cdot ED \cdot (1/Rfdi \cdot K \cdot IRair)}$	#DIV/0!	Inhalation
	$\frac{1}{1/RRSo + 1/RRSi}$	mg/L	#DIV/0!
C(mg/L;risk-based)	mg/L	2.044E+00	Equations are OK

Carcinogenic effects (Water) : RAGS equation 1

<u>variable</u>	<u>units</u>	<u>Adult Type 4</u>
TR target excess individual lifetime cancer risk	unitless	0.00001
Sfo, oral cancer slope factor	mg/kg-day	2.10E-03
Sfi, inhalation cancer slope factor	mg/kg-day	9.10E-04
BW, body weight	kg	70
AT, averaging time	years	70
EF, exposure frequency	days/yr	250
ED, exposure duration	yr	25
Ir _{air} , daily inhalation rate	m3/day	20
Ir _w , daily water ingestion rate	L/day	1
K, water to air volatilization factor	unitless	0.5
RRSo $\frac{TR \cdot BW \cdot AT \cdot 365}{EF \cdot ED \cdot (Sfo \cdot IRw)}$		1.36267
RRSi $\frac{TR \cdot BW \cdot AT \cdot 365}{EF \cdot ED \cdot (Sfi \cdot K \cdot IRair)}$		3.14E-01
$\frac{1.0000}{1/RRSo + 1/RRSi}$	mg/L	2.56E-01
C(mg/L; risk-based)	mg/L	2.56E-01

Non-carcinogenic effects (Water) : RAGS equation 2

<u>variable</u>	<u>units</u>	<u>Adult Type 4</u>
THI, target hazard index	unitless	1
Rfd _o , oral chronic reference dose	unitless	6.00E-03
Rfd _i , inhalation chronic reference dose	unitless	1.14E-02
BW, body weight	kg	70
AT, averaging time	years	25
EF, exposure frequency	days/yr	250
ED, exposure duration	yr	25
Ir _{air} , daily inhalation rate	m3/day	20
Ir _w , daily water ingestion rate	L/day	1
K, water-to-air volatilization factor	unitless	0.5
RRSo $\frac{THI \cdot BW \cdot AT \cdot 365}{EF \cdot ED \cdot (1/Rfdo \cdot IRw)}$		0.61
RRSi $\frac{THI \cdot BW \cdot AT \cdot 365}{EF \cdot ED \cdot (1/Rfdi \cdot K \cdot IRair)}$		0.11680
$\frac{1}{1/RRSo + 1/RRSi}$	mg/L	0.0981
C(mg/L; risk-based)	mg/L	9.811E-02

Carcinogenic effects (Water) : RAGS equation 1

<u>variable</u>	<u>units</u>	<u>Adult Type 4</u>	
TR, target excess individual lifetime cancer risk	unitless	0.00001	
Sfo, oral cancer slope factor	mg/kg-day	4.60E-02	
Sfi, inhalation cancer slope factor	mg/kg-day	1.44E-02	
BW, body weight	kg	70	
AT, averaging time	years	70	
EF, exposure frequency	days/yr	250	
ED, exposure duration	yr	25	
I _{air} , daily inhalation rate	m3/day	20	
I _w , daily water ingestion rate	L/day	1	
K, water to air volatilization factor	unitless	0.5	
RRSo $\frac{TR \cdot BW \cdot AT \cdot 365}{EF \cdot ED \cdot (Sfo \cdot IRw)}$		0.06221	Oral
RRSi $\frac{TR \cdot BW \cdot AT \cdot 365}{EF \cdot ED \cdot (Sfi \cdot K \cdot IRair)}$		1.99E-02	Inhalation
$\frac{1.0000}{1/RRSo + 1/RRSi}$	mg/L	1.51E-02	
C(mg/L; risk-based)	mg/L	1.51E-02	Equations OK

Non-carcinogenic effects (Water) : RAGS equation 2

<u>variable</u>	<u>units</u>	<u>Adult Type 4</u>	
THI, target hazard index	unitless	1	
Rfd _o , oral chronic reference dose	unitless	5.00E-04	
Rfd _i , inhalation chronic reference dose	unitless	5.71E-04	
BW, body weight	kg	70	
AT, averaging time	years	25	AT = ED for Non-carcinogens
EF, exposure frequency	days/yr	250	
ED, exposure duration	yr	25	
I _{air} , daily inhalation rate	m3/day	20	
I _w , daily water ingestion rate	L/day	1	
K, water-to-air volatilization factor	unitless	0.5	
RRSo $\frac{THI \cdot BW \cdot AT \cdot 365}{EF \cdot ED \cdot (1/Rfdo \cdot IRw)}$		0.05	Oral
RRSi $\frac{THI \cdot BW \cdot AT \cdot 365}{EF \cdot ED \cdot (1/Rfdi \cdot K \cdot IRair)}$		0.00584	Inhalation
$\frac{1}{1/RRSo + 1/RRSi}$	mg/L	0.0052	
C(mg/L; risk-based)	mg/L	5.241E-03	Equations are OK

Carcinogenic effects (Water) : RAGS equation 1

<u>variable</u>	<u>units</u>	<u>Adult Type 4</u>	
TR target excess individual lifetime cancer risk	unitless	0.00001	
Sfo, oral cancer slope factor	mg/kg-day	7.20E-01	
Sfi, inhalation cancer slope factor	mg/kg-day	1.54E-02	
BW, body weight	kg	70	
AT, averaging time	years	70	
EF, exposure frequency	days/yr	250	
ED, exposure duration	yr	25	
I _{air} , daily inhalation rate	m3/day	20	
I _w , daily water ingestion rate	L/day	1	
K, water to air volatilization factor	unitless	0.5	
RRSo $\frac{TR \cdot BW \cdot AT \cdot 365}{EF \cdot ED \cdot (Sfo \cdot IRw)}$		0.00397	Oral
RRSi $\frac{TR \cdot BW \cdot AT \cdot 365}{EF \cdot ED \cdot (Sfi \cdot K \cdot IRair)}$		1.86E-02	Inhalation
$\frac{1.0000}{1/RRSo + 1/RRSi}$	mg/L	3.27E-03	
C(mg/L;risk-based)	mg/L	3.27E-03	Equations OK

Non-carcinogenic effects (Water) : RAGS equation 2

<u>variable</u>	<u>units</u>	<u>Adult Type 4</u>	
THI, target hazard index	unitless	1	
Rfd _o , oral chronic reference dose	unitless	3.00E-03	
Rfd _i , inhalation chronic reference dose	unitless	2.86E-02	
BW, body weight	kg	70	
AT, averaging time	years	25	AT = ED for Non-carcinogens
EF, exposure frequency	days/yr	250	
ED, exposure duration	yr	25	
I _{air} , daily inhalation rate	m3/day	20	
I _w , daily water ingestion rate	L/day	1	
K, water-to-air volatilization factor	unitless	0.5	
RRSo $\frac{THI \cdot BW \cdot AT \cdot 365}{EF \cdot ED \cdot (1/Rfdo \cdot IRw)}$		0.31	Oral
RRSi $\frac{THI \cdot BW \cdot AT \cdot 365}{EF \cdot ED \cdot (1/Rfdi \cdot K \cdot IRair)}$		0.29200	Inhalation
$\frac{1}{1/RRSo + 1/RRSi}$	mg/L	0.1496	
C(mg/L;risk-based)	mg/L	1.496E-01	Equations are OK